

MEXICO

Number of new cases

207 154

Number of deaths

96 210

Number of prevalent cases (5-year)

577 487

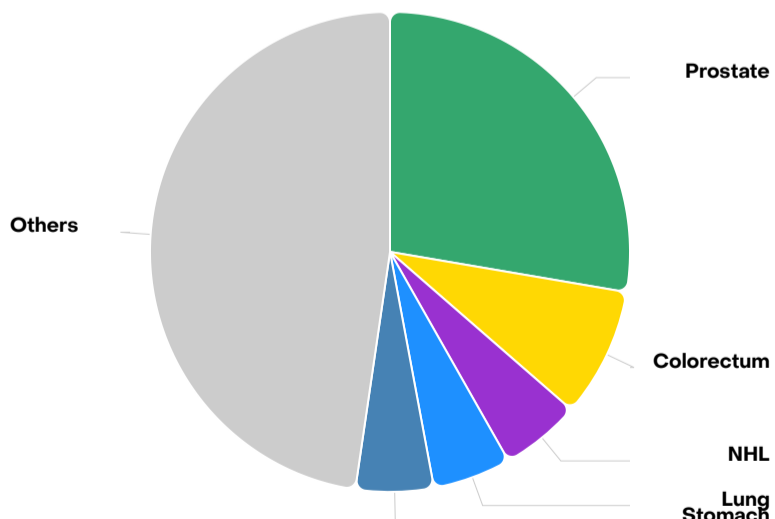
Statistics at a glance, 2022

	Males	Females	Both sexes
Population	64 362 887	67 199 888	131 562 775
Incidence*			
Number of new cancer cases	95 954	111 200	207 154
Age-standardized incidence rate	141.3	141.8	140.9
Risk of developing cancer before the age of 75 years (cum. risk %)	14.7	14.2	14.4
Top 3 leading cancers (ranked by cases)**	Prostate Colorectum NHL	Breast Cervix uteri Thyroid	Breast Prostate Colorectum
Mortality*			
Number of cancer deaths	46 415	49 795	96 210
Age-standardized mortality rate	66.5	61.4	63.5
Risk of dying from cancer before the age of 75 years (cum. risk %)	6.9	6.6	6.7
Top 3 leading cancers (ranked by deaths)**	Prostate Lung Colorectum	Breast Cervix uteri Colorectum	Colorectum Breast Lung
Prevalence*			
5-year prevalent cases	248 340	329 147	577 487



Top 5 most frequent cancers**

Males

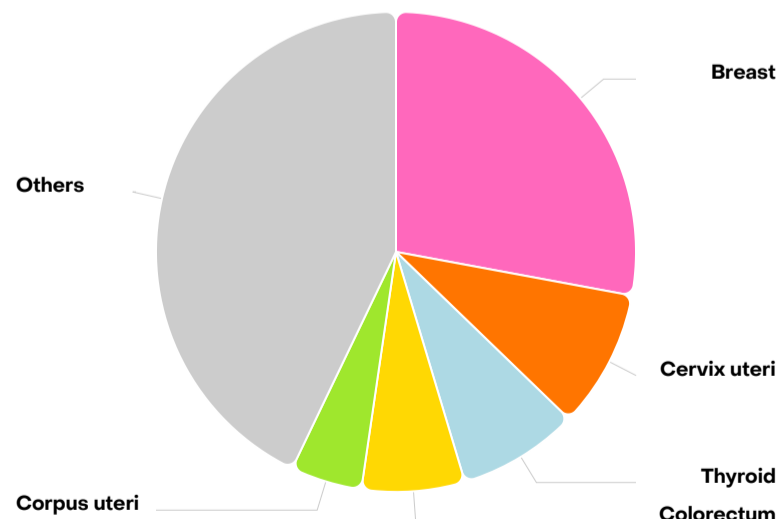


Total: 95 954

Rank	Cancer site	Number of cases	Percent
1st	Prostate	26 565	27.7%
2nd	Colorectum	8 359	8.7%
3rd	NHL	5 173	5.4%
4th	Lung	5 062	5.3%
5th	Stomach	5 039	5.3%
-	Others	45 756	47.7%

Number of new cases in 2022, males, all ages

Females

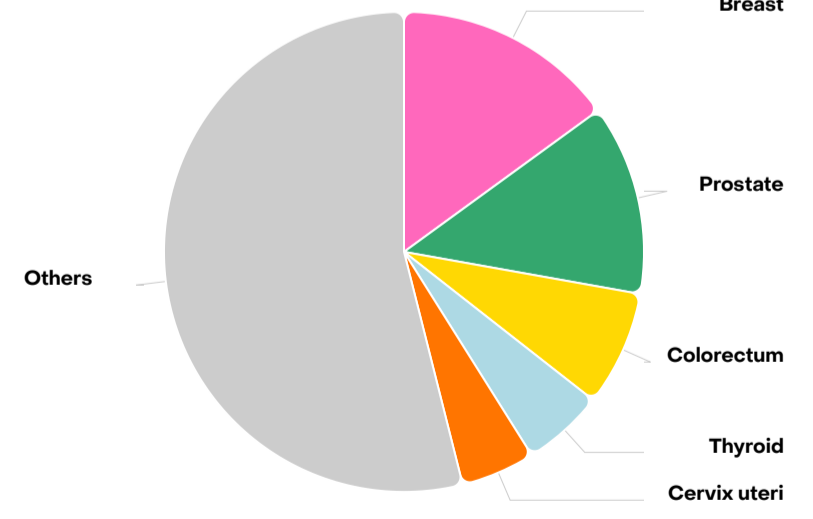


Total: 111 200

Rank	Cancer site	Number of cases	Percent
1st	Breast	31 043	27.9%
2nd	Cervix uteri	10 348	9.3%
3rd	Thyroid	9 057	8.1%
4th	Colorectum	7 723	6.9%
5th	Corpus uteri	5 347	4.8%
-	Others	47 682	42.9%

Number of new cases in 2022, females, all ages

Both sexes



Total: 207 154

Rank	Cancer site	Number of cases	Percent
1st	Breast	31 043	15.0%
2nd	Prostate	26 565	12.8%
3rd	Colorectum	16 082	7.8%
4th	Thyroid	11 392	5.5%
5th	Cervix uteri	10 348	5.0%
-	Others	111 724	53.9%

Number of new cases in 2022, both sexes, all ages

Incidence, Mortality and Prevalence by cancer site

Cancer	New cases				Deaths				5-year prevalence	
	Number	Rank	(%)	Cum.risk	Number	Rank	(%)	Cum.risk	Number	Prop. (per 100 000)
Breast	31 043	1	15.0	4.3	8 195	2	8.5	1.2	102 223	152.1
Prostate	26 565	2	12.8	4.8	7 358	5	7.6	0.82	65 379	101.6
Colorectum	16 082	3	7.8	1.3	8 283	1	8.6	0.62	47 216	35.9
Thyroid	11 392	4	5.5	0.79	993	18	1.0	0.08	40 407	30.7
Cervix uteri	10 348	5	5.0	1.4	4 909	9	5.1	0.67	33 441	49.8
Stomach	9 516	6	4.6	0.72	7 226	6	7.5	0.53	14 110	10.7
NHL	9 000	7	4.3	0.68	3 223	12	3.4	0.24	29 572	22.5
Liver	8 603	8	4.2	0.66	7 673	4	8.0	0.58	10 814	8.2
Lung	8 257	9	4.0	0.64	7 808	3	8.1	0.59	10 566	8.0
Leukaemia	7 457	10	3.6	0.46	5 126	8	5.3	0.32	24 080	18.3
Kidney	6 427	11	3.1	0.52	3 379	10	3.5	0.27	19 858	15.1
Pancreas	5 822	12	2.8	0.46	5 267	7	5.5	0.41	5 858	4.5
Corpus uteri	5 347	13	2.6	0.88	1 360	16	1.4	0.22	19 771	29.4
Ovary	5 193	14	2.5	0.72	3 360	11	3.5	0.50	15 939	23.7
Bladder	3 814	15	1.8	0.29	1 404	15	1.5	0.08	11 680	8.9
Testis	3 580	16	1.7	0.38	680	22	0.71	0.07	14 177	22.0
Brain CNS	3 529	17	1.7	0.24	2 675	13	2.8	0.20	13 572	10.3
Multiple myeloma	2 346	18	1.1	0.20	1 507	14	1.6	0.13	7 026	5.3
Hodgkin lymphoma	2 341	19	1.1	0.15	659	23	0.69	0.05	8 103	6.2
Melanoma	2 198	20	1.1	0.16	833	20	0.87	0.05	7 596	5.8
Lip, oral cavity	1 560	21	0.75	0.12	655	24	0.68	0.05	4 589	3.5
Oesophagus	1 433	22	0.69	0.11	1 271	17	1.3	0.10	1 954	1.5
Gallbladder	1 292	23	0.62	0.10	844	19	0.88	0.07	1 834	1.4
Larynx	1 139	24	0.55	0.09	726	21	0.76	0.05	3 358	2.6
Penis	758	25	0.37	0.12	241	27	0.25	0.04	2 248	3.5
Salivary glands	577	26	0.28	0.04	198	28	0.21	0.01	1 838	1.4
Kaposi sarcoma	504	27	0.24	0.03	120	31	0.13	0.01	1 447	1.1
Vulva	475	28	0.23	0.06	186	29	0.19	0.02	1 384	2.1
Oropharynx	415	29	0.20	0.03	251	26	0.26	0.02	1 079	0.82
Mesothelioma	376	30	0.18	0.03	352	25	0.37	0.03	504	0.38
Vagina	246	31	0.12	0.04	72	33	0.08	0.01	659	0.98
Nasopharynx	231	32	0.11	0.02	133	30	0.14	0.01	685	0.52
All cancers	207 154	-	-	14.4	96 210	-	-	6.7	577 487	-
All cancers excl. NMSC	198 533	-	-	13.9	95 165	-	-	6.7	550 158	-

Data source and methods

Incidence

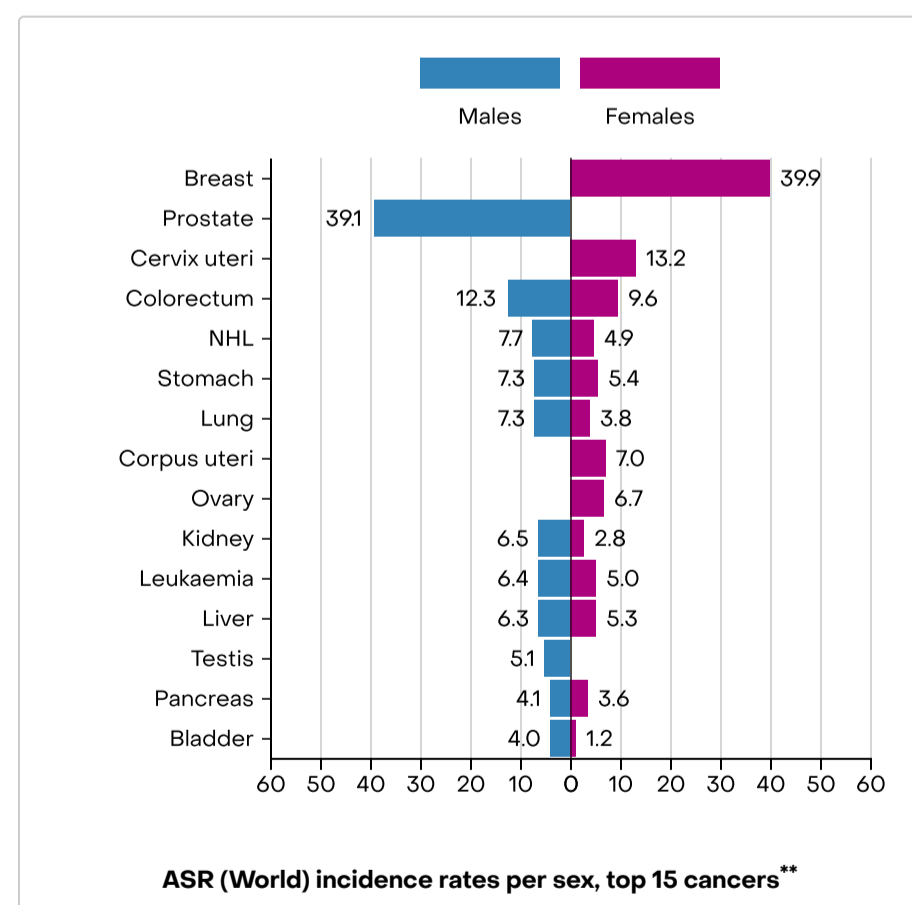
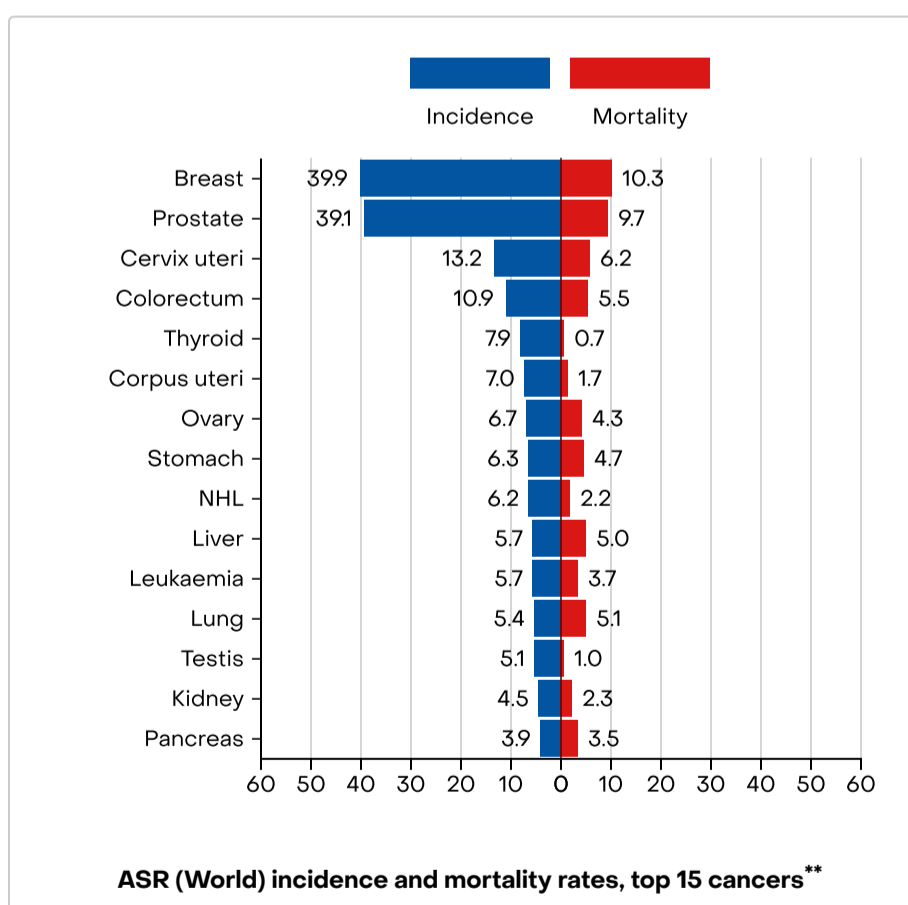
Country-specific data source: No data
 Method: Estimated from national mortality estimates by modelling, using mortality:incidence ratios derived from survival estimation

Mortality

Country-specific data source: National (WHO)
 Method: National rates projected to 2022

Prevalence

Computed using sex-, site- and age-specific incidence to 1-,3- and 5-year prevalence ratios from Nordic countries for the period (2011–2020), and scaled using Human Development Index (HDI) ratios.



* includes non-melanoma skin cancer (NMSC)

** NMSC included in other cancers

Age standardization using world population (see link)

References

Website citation

Ferlay J, Ervik M, Lam F, Laversanne M, Colombet M, Mery L, Piñeros M, Znaor A, Soerjomataram I, Bray F (2024). Global Cancer Observatory: Cancer Today. Lyon, France: International Agency for Research on Cancer. Available from: <https://gco.iarc.who.int/today>, accessed [DD Month YYYY].

Cancer incidence and mortality data

Sung H, Ferlay J, Siegel RL, Laversanne M, Soerjomataram I, Jemal A, Bray F. Global cancer statistics 2020: GLOBOCAN estimates of incidence and mortality worldwide for 36 cancers in 185 countries. CA Cancer J Clin. 2021 Feb 4. doi: 10.3322/caac.21660. Epub ahead of print. PMID: 33538338.

Ferlay J, Colombet M, Soerjomataram I, Parkin DM, Piñeros M, Znaor A, Bray F. Cancer statistics for the year 2020: An overview. Int J Cancer. 2021 Apr 5. doi: 10.1002/ijc.33588. Epub ahead of print. PMID: 33818764.

