


DISCRIMINATION: Experiences from immigrants and ethnic minorities across the EU

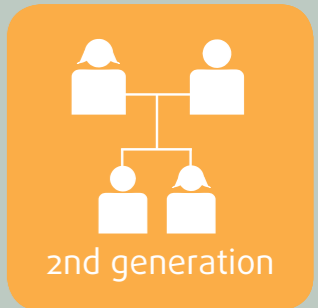


Who suffers most?



North Africans (31%), Roma (26%) and Sub-Saharan Africans (24%) suffered most because of their ethnic or immigrant background.

2nd generation immigrant respondents also felt more discrimination (20%) than 1st generation respondents (12%).



How common is discrimination?

24% felt discriminated against because of their ethnic or immigrant background.

Those that felt discriminated against, say it happened on average 5 times a year.

... but 71% do not know where to turn to for help...



... and only 12% report cases of discrimination.



Where is discrimination most common?

59% of those receiving healthcare and 50% of those looking for work felt discriminated against because of their skin colour or physical appearance.

44% of those who looked for housing and 36% of those looking for work felt that they had been discriminated against because of their name.



What impact does discrimination have?

Discrimination erodes the sense of attachment to their country of residence.

It undermines trust in public institutions.



Second European Union Minorities and Discrimination Survey (EU-MIDIS II): main results

Survey of over 25,500 people with immigrant or ethnic minority backgrounds including Roma and Russians across all EU Member States:
<http://fra.europa.eu/en/publication/2017/eumidis-ii-main-results>



#FactNotFake