



Third Grade

# Financial Literacy

***Lesson 1***  
***Characteristics of Money***



**Learning Target:** I can describe the characteristics of money.




# Essential Question


What is money?

# Key Vocabulary

Money  
Divisible  
Durable  
Portable  
Recognizable  
Scarce



# What do we already know about money?




# Let's Learn More About Money!




# Money is divisible.

Divisible means it can be divided. Can you give an example of how money is divisible?



# Money is durable.


Durable means it will last a long time. Can you give an example of how money is durable?





# Money is **portable**.


Portable means it is easy to carry. Can you give an example of how money is portable?



# Money is **recognizable**.


Recognizable means it is easily identified and looks uniform.

Can you give an example of how money is recognizable?



# Money is scarce.


Scarce means there are only limited amounts of something. Can you give an example of how money is scarce?



# Characteristics of Money Vocabulary Memory Game



Let's **review** and **revise** our thinking about money. Do we still agree with everything we wrote down on our list? Do we want to add more?



# SHOW WHAT YOU KNOW!




## Learning Target:


I can describe the characteristics of money.

Name \_\_\_\_\_


Lesson 1

The chart below contains objects that were used as money and objects that are currently used as money. Complete the grid below by analyzing the object and its characteristics. If the object has that characteristic, write "yes". If it does not, write "no".

	<b>DIVISIBLE</b> <i>can be divided</i>	<b>DURABLE</b> <i>lasts a long time</i>	<b>PORTABLE</b> <i>easy to carry</i>	<b>RECOGNIZABLE</b> <i>easy identified</i>	<b>SCARCE</b> <i>limited quantity</i>
<b>FISH</b> 					
<b>CACAO BEANS</b> 					
<b>COWRIE SHELLS</b> 					



thanks.



# APPENDIX: Resources and Activity Worksheets

## **Slide 5: Think, Pair, Share**

- Pair up students to share ideas. Students will generate a list of things they already know about money.
- Once students have had the opportunity to share with a partner, write responses on chart paper or a white board.
- **Slide 13:** Review all student's responses. Ask the student's for a thumbs up or thumbs down for each and to explain their thinking.

## **Slide 14: Think, Pair, Share**




Give each student a copy of the Characteristics of Money Grid. And have each student fill it in with a "yes" or a "no."






Name \_\_\_\_\_

# Lesson 1

The chart below contains objects that were used as money and objects that are currently used as money. Complete the grid below by analyzing the object and its characteristics. If the object has that characteristic, write "yes". If it does not, write "no".

	<b>DIVISIBLE</b> <i>can be divided</i>	<b>DURABLE</b> <i>lasts a long time</i>	<b>PORTABLE</b> <i>easy to carry</i>	<b>RECOGNIZABLE</b> <i>easy identified</i>	<b>SCARSE</b> <i>limited quantity</i>
<b>FISH</b> 					
<b>CACAO BEANS</b> 					
<b>COWRIE SHELLS</b> 					

	<b>DIVISIBLE</b> <i>can be divided</i>	<b>DURABLE</b> <i>lasts a long time</i>	<b>PORTABLE</b> <i>easy to carry</i>	<b>RECOGNIZABLE</b> <i>easy identified</i>	<b>SCARSE</b> <i>limited quantity</i>
<b>COINS</b> 					
<b>DOLLAR BILL</b> 					
<b>COW</b> 					
<b>GOLD</b> 