



Kindergarten

Financial Literacy

Lesson 6
Classroom Economy



Learning Target: I can experience and explain the relationship between work and earning money.



Essential Question


How do I **earn money**
to buy things I need
or want?

Key Vocabulary

earn

buy

spend



Let's focus our learning!



What does Elmo want to know?

Why does Elmo help Luis?

Why do people **need money**?

How do people **get money**?



THINK




PAIR



SHARE

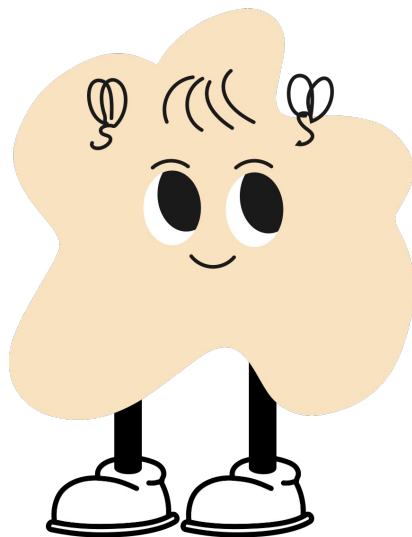
People use money to **buy** things they need and want.




Many community helpers **earn** money for the work that they do.



How can we practice this in our classroom?



thanks.



APPENDIX: Resources and Activity Worksheets

Slide 9: Set Up a Classroom Economy

Allow students to earn money/points/stickers (whatever works for your classroom) by completing classroom jobs (picking up, cleaning desks, arranging books). Give different jobs different values. At the end of whatever time period is appropriate for your class, allow students to purchase items from the store (assuming your class has one) with the "money" they earned. A makeshift store might contain art supplies, treats, or books. Alternatively, points could be spent on timed activities, such as extra recess. This can be continued throughout the remainder of the school year.