


Fifth Grade


# Financial Literacy

***Lesson 2***  
***The Relationship Between***  
***Money and Jobs***



# Different Jobs = Different Paths

Different jobs require different levels of training, education, job requirements, and job responsibilities. Different jobs pay different wages or salaries, too.



# No Degree Required

## But may require training

Examples of average income:


- Military: \$34,840 - \$124,597
- Electrician: \$46,883 - \$62,421
- Transportation & Distribution Manager: \$66,748 - \$84,421
- Flight attendant: \$70,325 - \$98,269



# Trade School Required

Examples of average income:

- Boilermaker: \$18,000 - \$43,000
- HVAC technician: \$26,000 - \$78,500
- Aircraft technician: \$47,000 - \$74,000
- Plumber: \$54,000 - \$92,000



Getty Images

# College Degree Required

Examples of average income:

- Teacher: \$56,700 - \$70,700
- Chemical engineer: \$60,000 - \$130,000
- Accountant: \$60,700 - \$99,800
- Physician: \$185,700 - \$300,300




Getty Images

# Activity: Career Research

Time to start researching a career that interests you.

1. Make a drawing of the first thing you remember wanting to be when you grow up.
2. Have you changed your mind since then? If so, why?
3. Use the form to research a career.



## Career Research

### Interests:

What are you interested in? Make a list.

### Choices:

What you want will decide some of the choices you have to make as you plan for a future career. For instance, would you rather work outside than inside? Would you rather be part of a team or work alone? What do you want your workday to be like?

### Education:

How much school will you need?


### Work days/hours:

How many hours a day and what days of the week do you picture yourself working?

### Salary:

How much money would you like to make in a year?

thanks.



# APPENDIX: Resources and Activity Worksheets

## Slide 6: Career Research

- Have the students start by recalling their earlier career dreams. They can either draw or write about it. Have them ponder the questions on slide 6 and use it to inform what career they want to focus their research on.
- Instruct students to pick a specific career to research in more detail.
- Print the worksheet following this class for each student. Once completed, discuss in small groups.



# Career Research Format

## Interests:

What Are You Interested In? Make a list...

---

## Choices:

What you want will decide some of the choices you have to make as you plan for a future career. For instance, would you rather work outside than inside? Would you rather be part of a team or work alone? What do you want your workday to be like?

---

## Education:

How much school will you need?

---

## Work days/hours:

How many hours a day and what days of the week do you picture yourself working?

---

## Salary:

How much money will you make a year?

---