



First Grade

Financial Literacy

Lesson 3
Producers and Consumers




Learning Targets:



I can identify and differentiate the roles of **producers** and **consumers** in my community.

I can explain how people earn money.



Essential Question

How do people get
what they **want** or
need?

Key Vocabulary

need

want

buy


sell

goods

services


consumer

producer




Let's review!

What are goods and services?





What is a **good**?

Goods are objects that people make or grow to sell, trade, or give away. People use goods for things they need and want.




Here are some examples of **goods**.



What is a **service**?

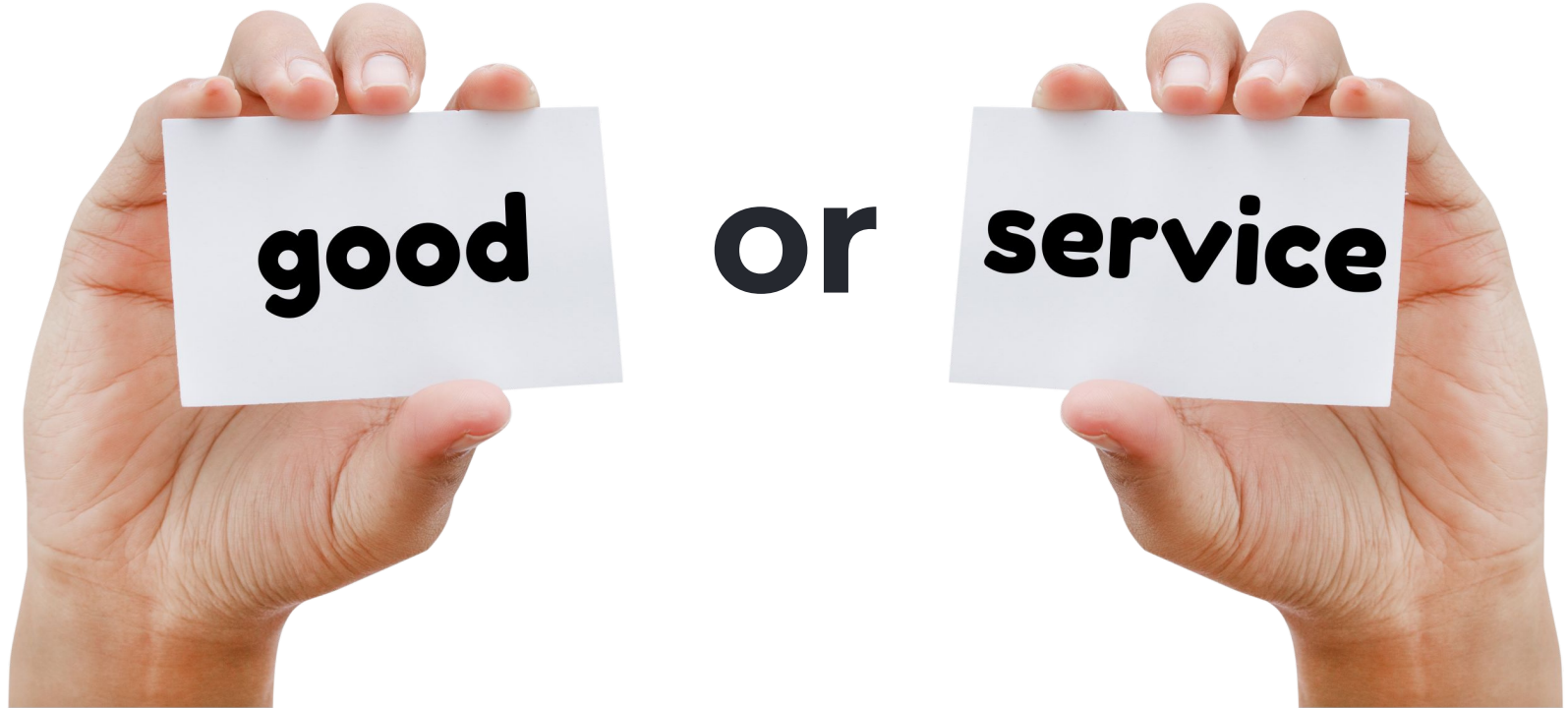
Services are tasks that people do that help other people get what they need and want.



Here are some examples of **services**.



Let's Practice!











Wilson

WTF0715 JEP48 INFLATE TO 13 LBS

COMPOSITE | TDS | HIGH SCHOOL

NFHS

MADE IN CHINA

U.S. PAT. NOS. 6,669,902; 6,787,900; 6,962,625 & 6,962,779














18
9

Let's focus our learning!



Kids Academy

Listen for Important Vocabulary!

Goods


Services

Producer


Consumer

Producers are people who grow, make, provide, or sell goods and services.

When we buy or use goods and services, we are **consumers**.




People earn money when they are paid for goods they make or services they provide.



Let's Practice!

Is the person a
producer or
consumer?



Does this image show a **producer** or **consumer**?



Does this image show a **producer** or **consumer**?



Does this image show a **producer** or **consumer**?



Does this image show a **producer** or **consumer**?



Does this image show a **producer** or **consumer**?



Does this image show a **producer** or **consumer**?



Does this image show a **producer** or **consumer**?



Does this image show a **producer** or **consumer**?



SHOW WHAT YOU KNOW!

Learning Targets: I can identify and differentiate the roles of producers and consumers in my community.

I can explain how people earn money.

Name _____ 

Show what you know about producers and consumers. Complete the charts below.

Producer

Draw a picture of your producer.

What goods or services does your producer provide to your community?

Consumer

Draw a picture of your consumer.

What goods or services does your consumer buy from producers in your community?


BONUS QUESTION!

How do people earn money in your community?

Write your answer on the back of your paper!



thanks.



APPENDIX: Resources and Activity Worksheets

Slides 5-9: Review with Student Response Cards

- When reviewing goods and services with your students, you may want to use the attached student response cards to assess understanding and clarify misconceptions around the two terms. You can do this as a class or split the students into pairs, depending on your teaching style.
- While going through the examples on slides 6-9, have the class brainstorm other examples of goods and services, too..

APPENDIX: Resources and Activity Worksheets

Slides 10-20: Vote with Your Feet Activity

Use slides 10-20 to help students identify if the image is an example of a good or a service. Instructions for the activity are outlined below:

- Use the included posters to make one side of the classroom “GOOD” and one side of the classroom “SERVICE.”
- As new images appear in the presentations, students will vote with their feet—physically go to one side of the room or the other—to show if the image is an example of a good or a service.

APPENDIX: Resources and Activity Worksheets

Slide 21: Video Intro & Debrief

In previous lessons, students were introduced to the concepts of spending money, saving money, and opportunity costs. They were also introduced to the vocabulary of consumer, goods, and services. The video on slide 21 reviews those concepts and gives explicit examples of producers and consumers.

APPENDIX: Resources and Activity Worksheets

Slides 24-32: Producer or Consumer?

In these slides, students will see several images of something happening. Use these pictures as an opportunity to have a conversation about producers and consumers. Sometimes the pictures show both depending on how the students interpret it! Encourage students to explain their thinking. Questions include:

- Why did you say (producer, consumer)?
- What clues from the image helped you make that inference?
- How do you know?
- Explain your thinking!
- Who in this image could earn money by providing this good or service?


Please choose a student response method that gives each student the opportunity to process (for example, as a whole group or in pairs).

APPENDIX: Resources and Activity Worksheets

Slide 33: Show What You Know

Using the attached worksheet, students will choose a consumer and producer and show what they know!

Name _____



Show what you know about producers and consumers. Complete the charts below.

Producer

Draw a picture of your producer.

What goods or services does your producer provide to your community?

Consumer


Draw a picture of your consumer.

What goods or services does your consumer buy from producers in your community?

BONUS QUESTION!

How do people earn money in your community?

Write your answer on the back of your paper!



good

good

good

good

good

good

good

good

service

service

service

service

service

service

service

service