



DPDK Intel Cryptodev Performance Report

Release 19.08


Test Date: August 13th 2019

Author: Intel DPDK Validation team



Revision History

Date	Revision	Comment
August 13th, 2019	1.0	Initial document for release



Contents

Audience and Purpose.....	4
Test setup:	4
Intel® Xeon® Platinum 8180 Processor (38.5M Cache, 2.50 GHz)	6
Hardware & Software Ingredients.....	6
Test Case 1 – Cryptodev QAT(Intel QuickAssist Technology) PMD performance test.....	7
Test Case 2 – Cryptodev SW (AESNI-MB, AESNI-GCM) PMD performance test	9
Intel® Xeon® Processor D-1553N (12M Cache, 2.30 GHz)	11
Hardware & Software Ingredients.....	11
Test Case 3 – Cryptodev QAT(Intel QuickAssist Technology) PMD performance test....	12
Test Case 4 – Cryptodev SW (AESNI-MB, AESNI-GCM) PMD performance test	13
Intel Atom® Processor C3958 (16M Cache, 2.00 GHz).....	15
Hardware & Software Ingredients.....	15
Test Case 5 – Cryptodev QAT(Intel QuickAssist Technology) PMD performance test....	15
Test Case 6 – Cryptodev SW (AESNI-MB, AESNI-GCM) PMD performance test	17

Audience and Purpose

The primary audience for this test report are architects and engineers implementing the Data Plane Development Kit (DPDK). This report provides information on packet processing performance testing for the specified DPDK release on Intel® architecture. The initial report may be viewed as the baseline for future releases and provides system configuration and test cases based on DPDK examples.

The purpose of reporting these tests is not to imply a single “correct” approach, but rather to provide a baseline of well-tested configurations and procedures with reproducible results. This will help guide architects and engineers who are evaluating and implementing DPDK solutions on Intel® architecture and can assist in achieving optimal system performance.

Test setup:

The device under test (DUT) consists of a system with an Intel® architecture motherboard populated with the following;

- A single or dual processor and PCH chip, except for System on Chip (SoC) cases
- DRAM memory size and frequency (normally single DIMM per channel)
- Specific Intel Network Interface Cards (NICs)
- BIOS settings noting those that updated from the basic settings
- DPDK build configuration settings, and commands used for tests

Benchmarking a DPDK system requires knowledge of networking technologies including knowledge of network protocols and hands-on experience with relevant open-source software, such as Linux*, and the DPDK. Engineers also need benchmarking and debugging skills, as well as a good understanding of the device-under-test (DUT) across compute and networking domains.

dpdk-test-crypto-perf Application: Documentation may be found at <http://dpdk.org/doc/guides/tools/cryptoperf.html>.

The dpdk-test-crypto-perf tool is a Data Plane Development Kit (DPDK) utility that allows measuring performance parameters of PMDs available in the crypto tree. There are available for two measurement types: throughput and latency. Users can use multiple cores to run tests on but only one type of crypto PMD can be measured during single application execution. Cipher parameters, type of device, type of operation and chain mode have to be specified in the command line as application parameters. These parameters are checked using device capabilities structure.

Below is an example setup topology for the performance test. Generally, Cores, memories, Intel QuickAssist Technology hardware are connected to same socket. The performance result for multi-core testing sums each core’s throughput number.

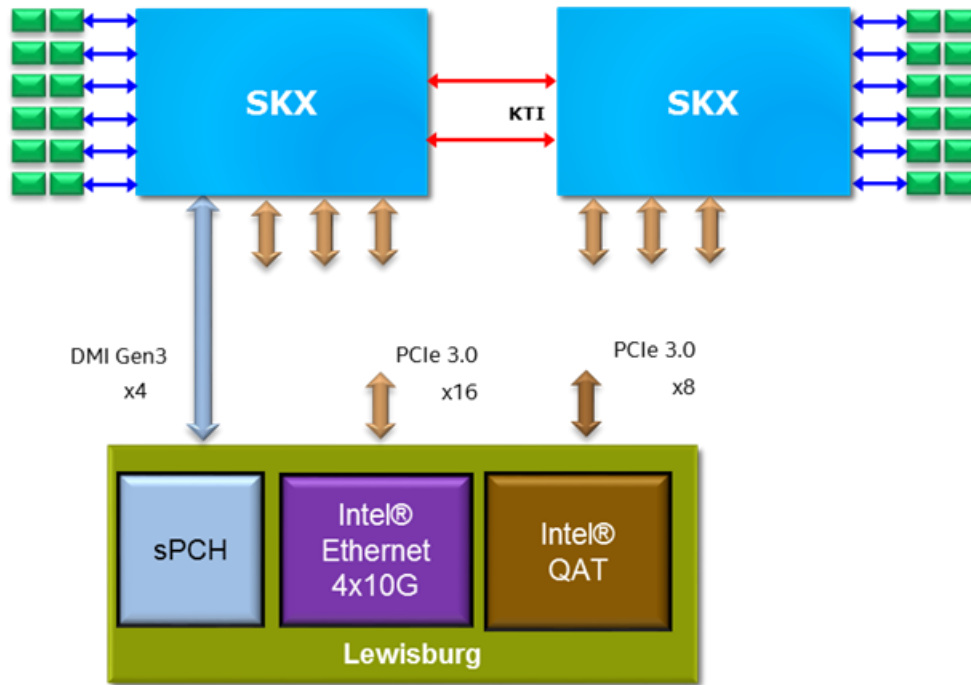




Figure1. DPDK cryptodev performance test setup



Intel® Xeon® Platinum 8180 Processor (38.5M Cache, 2.50 GHz)

Hardware & Software Ingredients

Item	Description
Server Platform	PURLEY
Chipset	Intel® C620 Series Chipset
CPU	Intel(R) Xeon(R) Platinum 8180 CPU @ 2.50GHz https://ark.intel.com/products/120496/Intel-Xeon-Platinum-8180-Processor-38_5M-Cache-2_50-GHz Number of cores 28, Number of threads 56.
Memory	Total 98304 MBs over 12 channels @ 2133 MHz
PCIe	3 x PCIe Gen3 x8 slots
QAT	PCI-e x16 mode
Operating System	Ubuntu16.04
BIOS	SE5C620.86B.00.01.0009.101920170742
Microcode version	0x2000030
Linux kernel version	4.13.0-36-generic
GCC version	5.4.0 20160609
DPDK version	19.08

Boot and BIOS settings

Item	Description
Boot settings	<code>intel_iommu=on iommu=pt intel_pstate=disable isolcpus=6-15,22-31 nohz_full=6-15,22-31 rcu_nocbs=6-15,22-31</code>
BIOS	CPU Power and Performance Policy <Performance> CPU C-state Disabled CPU P-state Disabled Enhanced Intel® Speedstep® Tech Disabled Turbo Boost Disabled
DPDK Settings	Build Options: <code>config/common_base CONFIG RTE LIBRTE PMD QAT SYM=y CONFIG RTE LIBRTE PMD AESNI MB=y CONFIG RTE LIBRTE PMD AESNI GCM=y</code>



Test Case 1 – Cryptodev QAT(Intel QuickAssist Technology) PMD performance test

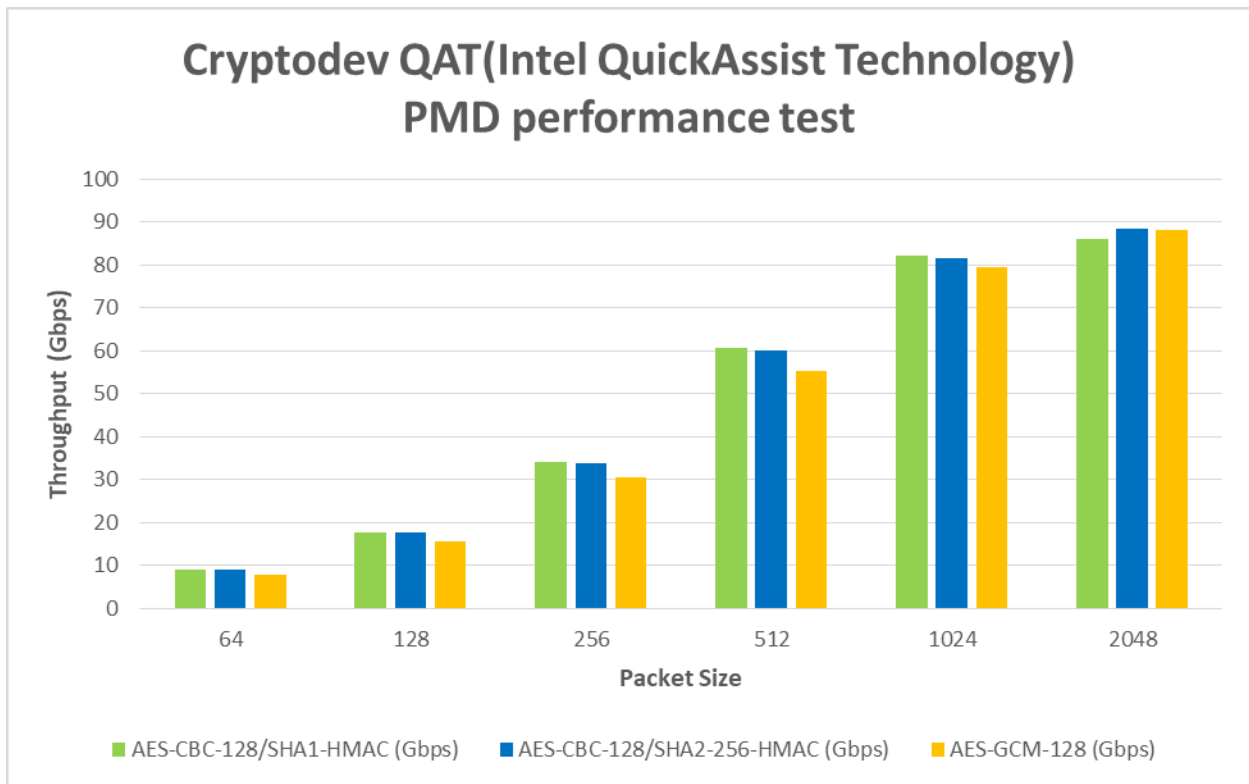
Item	Description
Test Case	Cryptodev performance for AES-CBC-128/SHA1-HMAC, AES-GCM-128, AES-CBC-128/SHA2-256-HMAC with Intel QuickAssist Technology
Cores	3C6T
QAT	Integrated Intel QuickAssist Technology , PCI-e x16 Mode
Command line (AES-CBC-128/SHA1-HMAC)	<pre>./x86_64-native-linuxapp-gcc/build/app/test-crypto-perf/dpdk-test-crypto-perf --socket-mem 2048,0 --legacy-mem -w 0000:1a:01.0 -w 0000:1c:01.0 -w 0000:1e:01.0 -w 0000:1a:01.1 -w 0000:1c:01.1 -w 0000:1e:01.1 -w 0000:1a:01.2 -w 0000:1c:01.2 -w 0000:1e:01.2 -w 0000:1a:01.3 -w 0000:1c:01.3 -w 0000:1e:01.3 -w 0000:1a:01.4 -w 0000:1c:01.4 -w 0000:1e:01.4 -w 0000:1a:01.5 -w 0000:1c:01.5 -w 0000:1e:01.5 --vdev crypto_scheduler_pmd_1,slave=0000:1a:01.0_qat_sym,slave=0000:1c:01.0_qat_sym,slave=0000:1e:01.0_qat_sym,mode=round-robin --vdev=crypto_scheduler_pmd_2,slave=0000:1a:01.1_qat_sym,slave=0000:1c:01.1_qat_sym,slave=0000:1e:01.1_qat_sym,mode=round-robin --vdev=crypto_scheduler_pmd_3,slave=0000:1a:01.2_qat_sym,slave=0000:1c:01.2_qat_sym,slave=0000:1e:01.2_qat_sym,mode=round-robin --vdev=crypto_scheduler_pmd_4,slave=0000:1a:01.3_qat_sym,slave=0000:1c:01.3_qat_sym,slave=0000:1e:01.3_qat_sym,mode=round-robin --vdev=crypto_scheduler_pmd_5,slave=0000:1a:01.4_qat_sym,slave=0000:1c:01.4_qat_sym,slave=0000:1e:01.4_qat_sym,mode=round-robin --vdev=crypto_scheduler_pmd_6,slave=0000:1a:01.5_qat_sym,slave=0000:1c:01.5_qat_sym,slave=0000:1e:01.5_qat_sym,mode=round-robin -l 9,10,66,11,67,12,68 -n 6 -- --buffer-sz 64,128,256,512,1024,2048 --optype cipher-then-auth --ptest throughput --auth-key-sz 64 --cipher-key-sz 16 --devtype crypto_scheduler --cipher-iv-sz 16 --auth-op generate --burst-sz 32 --total-ops 30000000 --silent --digest-sz 20 --auth-algo sha1-hmac --cipher-algo aes-cbc --cipher-op encrypt</pre>
Command line (AES-CBC-128/SHA2-256-HMAC)	<pre>./x86_64-native-linuxapp-gcc/build/app/test-crypto-perf/dpdk-test-crypto-perf --socket-mem 2048,0 --legacy-mem -w 0000:1a:01.0 -w 0000:1c:01.0 -w 0000:1e:01.0 -w 0000:1a:01.1 -w 0000:1c:01.1 -w 0000:1e:01.1 -w 0000:1a:01.2 -w 0000:1c:01.2 -w 0000:1e:01.2 -w 0000:1a:01.3 -w 0000:1c:01.3 -w 0000:1e:01.3 -w 0000:1a:01.4 -w 0000:1c:01.4 -w 0000:1e:01.4 -w 0000:1a:01.5 -w 0000:1c:01.5 -w 0000:1e:01.5 --vdev crypto_scheduler_pmd_1,slave=0000:1a:01.0_qat_sym,slave=0000:1c:01.0_qat_sym,slave=0000:1e:01.0_qat_sym,mode=round-robin --vdev=crypto_scheduler_pmd_2,slave=0000:1a:01.1_qat_sym,slave=0000:1c:01.1_qat_sym,slave=0000:1e:01.1_qat_sym,mode=round-robin --vdev=crypto_scheduler_pmd_3,slave=0000:1a:01.2_qat_sym,slave=0000:1c:01.2_qat_sym,slave=0000:1e:01.2_qat_sym,mode=round-robin --vdev=crypto_scheduler_pmd_4,slave=0000:1a:01.3_qat_sym,slave=0000:1c:01.3_qat_sym,slave=0000:1e:01.3_qat_sym,mode=round-robin --vdev=crypto_scheduler_pmd_5,slave=0000:1a:01.4_qat_sym,slave=0000:1c:01.4_qat_sym,slave=0000:1e:01.4_qat_sym,mode=round-robin --vdev=crypto_scheduler_pmd_6,slave=0000:1a:01.5_qat_sym,slave=0000:1c:01.5_qat_sym,slave=0000:1e:01.5_qat_sym,mode=round-robin -l 9,10,66,11,67,12,68 -n 6 -- --buffer-sz 64,128,256,512,1024,2048 --optype cipher-then-auth --ptest throughput --auth-key-sz 64 --cipher-key-sz 16 --devtype crypto_scheduler --cipher-iv-sz 16 --auth-op generate --burst-sz 32 --total-ops 30000000 --silent --digest-sz 32 --auth-algo sha2-256-hmac --cipher-algo aes-cbc --cipher-op encrypt</pre>
Command line (AES-GCM-128)	<pre>./x86_64-native-linuxapp-gcc/build/app/test-crypto-perf/dpdk-test-crypto-perf --socket-mem 2048,0 --legacy-mem -w 0000:1a:01.0 -w 0000:1c:01.0 -w 0000:1e:01.0 -w 0000:1a:01.1 -w 0000:1c:01.1 -w 0000:1e:01.1 -w 0000:1a:01.2 -w 0000:1c:01.2 -w 0000:1e:01.2 -w 0000:1a:01.3 -w 0000:1c:01.3 -w 0000:1e:01.3 -w 0000:1a:01.4 -w 0000:1c:01.4 -w 0000:1e:01.4 -w 0000:1a:01.5 -w 0000:1c:01.5 -w 0000:1e:01.5 --vdev crypto_scheduler_pmd_1,slave=0000:1a:01.0_qat_sym,slave=0000:1c:01.0_qat_sym,slave=0000:1e:01.0_qat_sym,mode=round-robin --vdev=crypto_scheduler_pmd_2,slave=0000:1a:01.1_qat_sym,slave=0000:1c:01.1_qat_sym,slave=0000:1e:01.1_qat_sym,mode=round-robin --vdev=crypto_scheduler_pmd_3,slave=0000:1a:01.2_qat_sym,slave=0000:1c:01.2_qat_sym,slave=0000:1e:01.2_qat_sym,mode=round-robin --vdev=crypto_scheduler_pmd_4,slave=0000:1a:01.3_qat_sym,slave=0000:1c:01.3_qat_sym,slave=0000:1e:01.3_qat_sym,mode=round-robin</pre>



	<pre>qat_sym,slave=0000:1e:01.3_qat_sym,mode=round-robin -- vdev=crypto_scheduler_pmd_5,slave=0000:1a:01.4_qat_sym,slave=0000:1c:01.4_ qat_sym,slave=0000:1e:01.4_qat_sym,mode=round-robin -- vdev=crypto_scheduler_pmd_6,slave=0000:1a:01.5_qat_sym,slave=0000:1c:01.5_ qat_sym,slave=0000:1e:01.5_qat_sym,mode=round-robin -l 9,10,66,11,67,12,68 -n 6 -- --aad-key-sz 16 --buffer-sz 64,128,256,512,1024,2048 --optype aad --ptest throughput --aad-aad-sz 16 --devtype crypto_scheduler -- aad-op encrypt --burst-sz 32 --total-ops 30000000 --silent --digest-sz 16 --aad-algo aes-gcm --aad-iv-sz 12</pre>
Notes	Use multi-cores configuration for testing is aim to reach maximum of QAT capability

Test Result:

Buffer Size (Bytes)	AES-CBC-128/SHA1-HMAC (Gbps)	AES-CBC-128/SHA2-256-HMAC (Gbps)	AES-GCM-128 (Gbps)
64	8.99	8.91	7.87
128	17.62	17.46	15.51
256	33.94	33.52	30.15
512	61.27	60.76	55.30
1024	86.83	85.37	81.85
2048	91.22	92.61	92.67



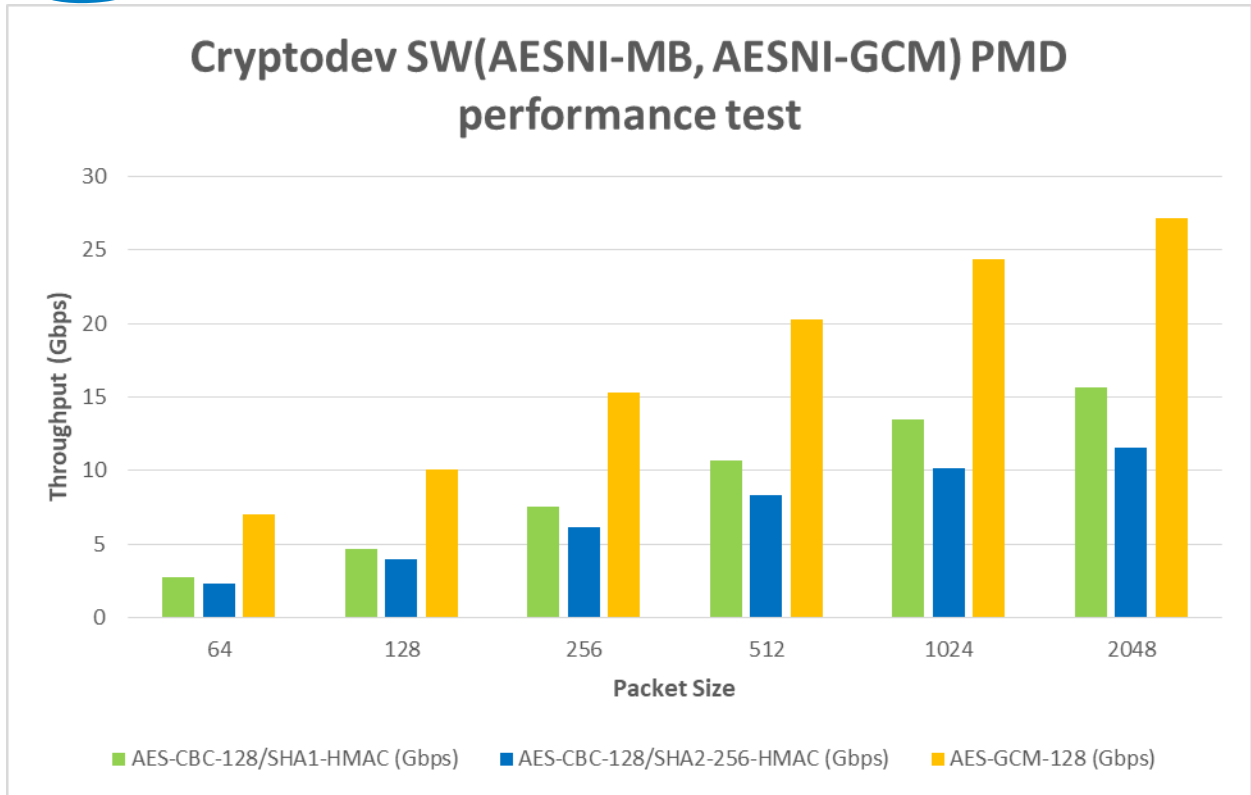


Test Case 2 – Cryptodev SW (AESNI-MB, AESNI-GCM) PMD performance test

Item	Description
Test Case	Cryptodev performance for AES-CBC-128/SHA1-HMAC, AES-GCM-128, AES-CBC-128/SHA2-256-HMAC, KASUMI-F8/KASUMI-F9, SNOW3G-UEA2/SNOW3G-UIA2, ZUC-EEA3/ZUC-EIA3
Cores	1C1T
QAT	Not use
Command line (AES-CBC-128/SHA1-HMAC)	<code>./x86_64-native-linuxapp-gcc/build/app/test-crypto-perf/dpdk-test-crypto-perf --socket-mem 2048,0 --legacy-mem --vdev crypto_aesni_mb_pmd_1 -l 9,10 -n 6 -- --buffer-sz 64,128,256,512,1024,2048 --optype cipher-then-auth --ptest throughput --auth-key-sz 64 --cipher-key-sz 16 --devtype crypto_aesni_mb --cipher-iv-sz 16 --auth-op generate --burst-sz 32 --total-ops 10000000 --silent --digest-sz 12 --auth-algo sha1-hmac --cipher-algo aes-cbc --cipher-op encrypt</code>
Command line (AES-CBC-128/SHA2-256-HMAC)	<code>./x86_64-native-linuxapp-gcc/build/app/test-crypto-perf/dpdk-test-crypto-perf --socket-mem 2048,0 --legacy-mem --vdev crypto_aesni_mb_pmd_1 -l 9,10 -n 6 -- --buffer-sz 64,128,256,512,1024,2048 --optype cipher-then-auth --ptest throughput --auth-key-sz 64 --cipher-key-sz 16 --devtype crypto_aesni_mb --cipher-iv-sz 16 --auth-op generate --burst-sz 32 --total-ops 10000000 --silent --digest-sz 16 --auth-algo sha2-256-hmac --cipher-algo aes-cbc --cipher-op encrypt</code>
Command line (AES-GCM-128)	<code>./x86_64-native-linuxapp-gcc/build/app/test-crypto-perf/dpdk-test-crypto-perf --socket-mem 2048,0 --legacy-mem --vdev crypto_aesni_gcm_pmd_1 -l 9,10 -n 6 -- --aead-key-sz 16 --buffer-sz 64,128,256,512,1024,2048 --optype aead --ptest throughput --aead-aad-sz 16 --devtype crypto_aesni_gcm --aead-op encrypt --burst-sz 32 --total-ops 10000000 --silent --digest-sz 16 --aead-algo aes-gcm --aead-iv-sz 12</code>
Notes	The SW PMD performance is linear scaling out with core numbers. The scale factor is around 1. If the hyper-threading is enabled, extra ~20%-50% performance will be achieved per hyper-thread.

Test Result:

Buffer Size (Bytes)	AES-CBC-128/SHA1-HMAC (Gbps)	AES-CBC-128/SHA2-256-HMAC (Gbps)	AES-GCM-128 (Gbps)
64	3.03	2.50	6.96
128	5.18	4.19	10.10
256	8.08	6.35	15.18
512	11.21	8.57	20.21
1024	13.88	10.32	24.28
2048	15.84	11.61	27.02





Intel® Xeon® Processor D-1553N (12M Cache, 2.30 GHz)

Hardware & Software Ingredients

Item	Description
Server Platform	GRANGEVILLE
CPU	Intel® Xeon® Processor D-1553N (12M Cache, 2.30 GHz) https://ark.intel.com/products/123002/Intel-Xeon-Processor-D-1553N-12M-Cache-2_30-GHz Number of cores 8, Number of threads 16.
Memory	Total 65536 MBs over 4 channels @ 2400 MHz
Operating System	Ubuntu 16.04
BIOS	GNVDTRL1.86B.0010.D51.1706230411
Microcode version	0xe000004
Linux kernel version	4.13.0-36-generic
GCC version	5.4.0 20160609
DPDK version	19.08

Boot and BIOS settings

Item	Description
Boot settings	intel_iommu=on iommu=pt intel_pstate=disable isolcpus=4-7,12-15 nohz_full=4-7,12-15 rcu_nocbs=4-7,12-15 hugepagesz=1G hugepages=10 default_hugepagesz=1G
BIOS	CPU Power and Performance Policy <Performance> CPU C-state Disabled CPU P-state Disabled Enhanced Intel® Speedstep® Tech Disabled Turbo Boost Disabled
DPDK Settings	Build Options: config/common_base CONFIG RTE_LIBRTE_PMD_QAT_SYM=y CONFIG RTE_LIBRTE_PMD_AESNI_MB=y CONFIG RTE_LIBRTE_PMD_AESNI_GCM=y

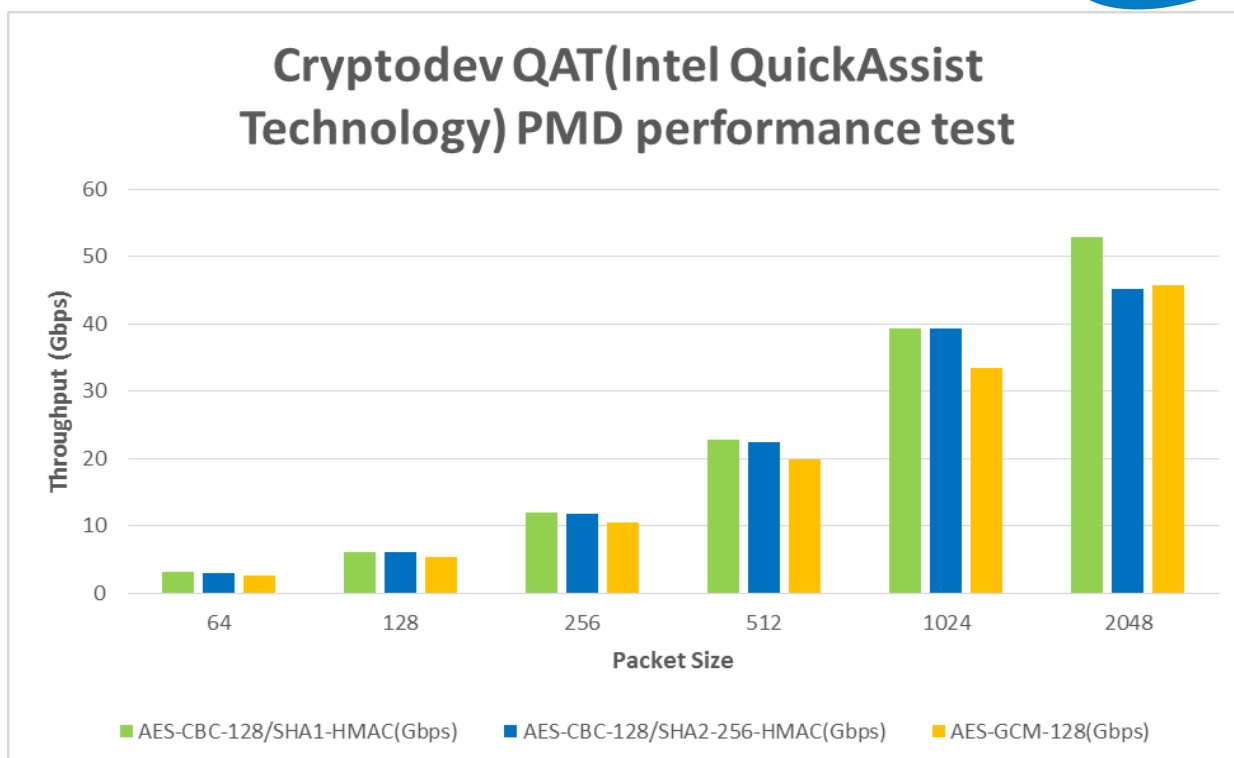


Test Case 3 – Cryptodev QAT(Intel QuickAssist Technology) PMD performance test

Item	Description
Test Case	Cryptodev performance for AES-CBC-128/SHA1-HMAC, AES-GCM-128, AES-CBC-128/SHA2-256-HMAC by Intel QuickAssist Technology
Cores	2C4T
QAT	Integrated Intel QuickAssist Technology
Command line (AES-CBC-128/SHA1-HMAC)	<code>./x86_64-native-linuxapp-gcc/build/app/test-crypto-perf/dpdk-test-crypto-perf --socket-mem 2048,0 --legacy-mem -w 0000:02:01.0 -w 0000:02:01.1 -w 0000:02:01.2 -w 0000:02:01.3 -l 4,5,13,6,14 -n 4 -- --buffer-sz 64,128,256,512,1024,2048 --optype cipher-then-auth --ptest throughput --auth-key-sz 64 --cipher-key-sz 16 --devtype crypto_qat --cipher-iv-sz 16 --auth-op generate --burst-sz 32 --total-ops 30000000 --silent --digest-sz 20 --auth-algo sha1-hmac --cipher-algo aes-cbc --cipher-op encrypt</code>
Command line (AES-CBC-128/SHA2-256-HMAC)	<code>./x86_64-native-linuxapp-gcc/build/app/test-crypto-perf/dpdk-test-crypto-perf --socket-mem 2048,0 --legacy-mem -w 0000:02:01.0 -w 0000:02:01.1 -w 0000:02:01.2 -w 0000:02:01.3 -l 4,5,13,6,14 -n 4 -- --buffer-sz 64,128,256,512,1024,2048 --optype cipher-then-auth --ptest throughput --auth-key-sz 64 --cipher-key-sz 16 --devtype crypto_qat --cipher-iv-sz 16 --auth-op generate --burst-sz 32 --total-ops 30000000 --silent --digest-sz 32 --auth-algo sha2-256-hmac --cipher-algo aes-cbc --cipher-op encrypt</code>
Command line (AES-GCM-128)	<code>./x86_64-native-linuxapp-gcc/build/app/test-crypto-perf/dpdk-test-crypto-perf --socket-mem 2048,0 --legacy-mem -w 0000:02:01.0 -w 0000:02:01.1 -w 0000:02:01.2 -w 0000:02:01.3 -l 4,5,13,6,14 -n 4 -- --aead-key-sz 16 --buffer-sz 64,128,256,512,1024,2048 --optype aead --ptest throughput --aead-aad-sz 16 --devtype crypto_qat --aead-op encrypt --burst-sz 32 --total-ops 30000000 --silent --digest-sz 16 --aead-algo aes-gcm --aead-iv-sz 12</code>
Notes	Use multi-cores configuration for testing is aim to reach maximum of QAT capability

Test Result:

Buffer Size(Bytes)	AES-CBC-128/SHA1-HMAC (Gbps)	AES-CBC-128/SHA2-256-HMAC (Gbps)	AES-GCM-128 (Gbps)
64	3.09	3.07	2.67
128	6.12	6.07	5.31
256	11.96	11.85	10.47
512	22.72	22.51	19.90
1024	39.42	39.34	33.38
2048	52.89	45.14	45.71



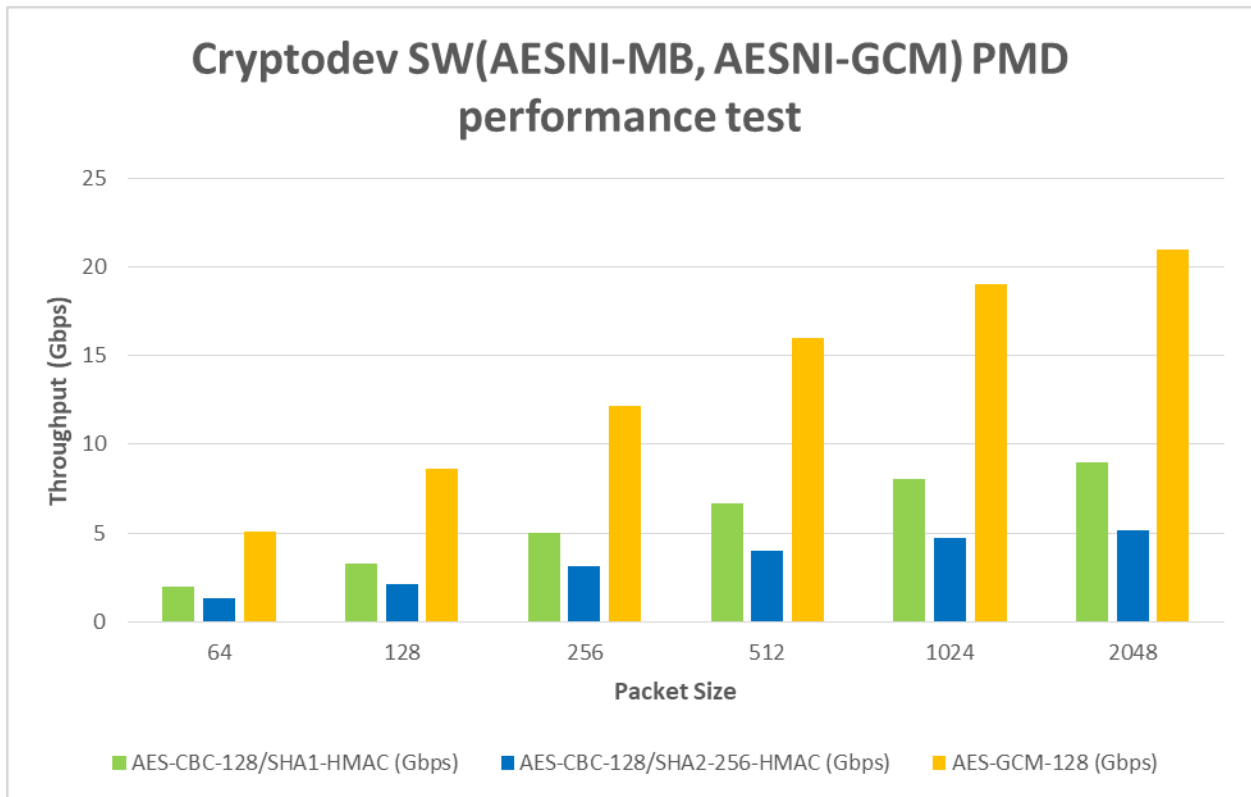
Test Case 4 – Cryptodev SW (AESNI-MB, AESNI-GCM) PMD performance test

Item	Description
Test Case	Cryptodev performance for AES-CBC-128/SHA1-HMAC, AES-GCM-128, AES-CBC-128/SHA2-256-HMAC
Cores	1C1T
QAT	Not use
Command line (AES-CBC-128/SHA1-HMAC)	<pre>./x86_64-native-linuxapp-gcc/build/app/test-crypto-perf/dpdk-test-crypto-perf --socket-mem 2048,0 --legacy-mem --vdev crypto_aesni_mb_pmd_1 -l 4,5 -n 4 -- --buffer-sz 64,128,256,512,1024,2048 --optype cipher-then-auth --ptest throughput --auth-key-sz 64 --cipher-key-sz 16 --devtype crypto_aesni_mb --cipher-iv-sz 16 --auth-op generate --burst-sz 32 --total-ops 10000000 --silent --digest-sz 12 --auth-algo sha1-hmac --cipher-algo aes-cbc --cipher-op encrypt</pre>
Command line (AES-CBC-128/SHA2-256-HMAC)	<pre>./x86_64-native-linuxapp-gcc/build/app/test-crypto-perf/dpdk-test-crypto-perf --socket-mem 2048,0 --legacy-mem --vdev crypto_aesni_mb_pmd_1 -l 4,5 -n 4 -- --buffer-sz 64,128,256,512,1024,2048 --optype cipher-then-auth --ptest throughput --auth-key-sz 64 --cipher-key-sz 16 --devtype crypto_aesni_mb --cipher-iv-sz 16 --auth-op generate --burst-sz 32 --total-ops 10000000 --silent --digest-sz 16 --auth-algo sha2-256-hmac --cipher-algo aes-cbc --cipher-op encrypt</pre>
Command line (AES-GCM-128)	<pre>./x86_64-native-linuxapp-gcc/build/app/test-crypto-perf/dpdk-test-crypto-perf --socket-mem 2048,0 --legacy-mem --vdev crypto_aesni_gcm_pmd_1 -l 4,5 -n 4 -- --aead-key-sz 16 --buffer-sz 64,128,256,512,1024,2048 --optype aead --ptest throughput --aead-aad-sz 16 --devtype crypto_aesni_gcm --aead-op encrypt --burst-sz 32 --total-ops 10000000 --silent --digest-sz 16 --aead-algo aes-gcm --aead-iv-sz 12</pre>
Notes	The SW PMD performance is linear scaling out with core numbers. The scale factor is around 1. If the hyper-threading is enabled, extra ~20%-50% performance will be achieved per hyper-thread.

Notes: These tests are running with AESNI MB 0.49, since there is a performance issue with AESNI MB 0.48 on this platform.

Test Result:

Buffer Size (Bytes)	AES-CBC-128/SHA1-HMAC (Gbps)	AES-CBC-128/SHA2-256-HMAC (Gbps)	AES-GCM-128 (Gbps)
64	2.25	1.45	5.01
128	3.67	2.30	8.64
256	5.35	3.25	12.16
512	6.99	4.11	15.96
1024	8.27	4.76	18.93
2048	9.12	5.16	20.88





Intel Atom® Processor C3958 (16M Cache, 2.00 GHz)

Hardware & Software Ingredients

Item	Description
Server Platform	Harcuvar
CPU	Intel Atom® Processor C3958 (16M Cache, 2.00 GHz) https://ark.intel.com/products/series/97941/Intel-Atom-Processor-C-Series Number of cores 16, Number of threads 16.
Memory	Total 8192 MBs over 2 channels @ 2400 MHz
Operating System	Ubuntu 16.04
BIOS	HAVLCRB1.X64.0015.D73.1711010409
Microcode version	0x1c
Linux kernel version	4.13.0-36-generic
GCC version	5.4.0 20160609
DPDK version	19.08

Boot and BIOS settings

Item	Description
Boot settings	intel_iommu=on iommu=pt intel_pstate=disable isolcpus=8-15 nohz_full=4-11 rcu_nocbs=1-11 hugepagesz=1G hugepages=40 default_hugepagesz=1G
BIOS	CPU Power and Performance Policy <Performance> CPU C-state Disabled CPU P-state Disabled Enhanced Intel® Speedstep® Tech Disabled Turbo Boost Disabled
DPDK Settings	Build Options: config/common_base CONFIG RTE_LIBRTE_PMD_QAT_SYM=y CONFIG RTE_LIBRTE_PMD_AESNI_MB=y CONFIG RTE_LIBRTE_PMD_AESNI_GCM=y

Test Case 5 – Cryptodev QAT(Intel QuickAssist Technology) PMD performance test

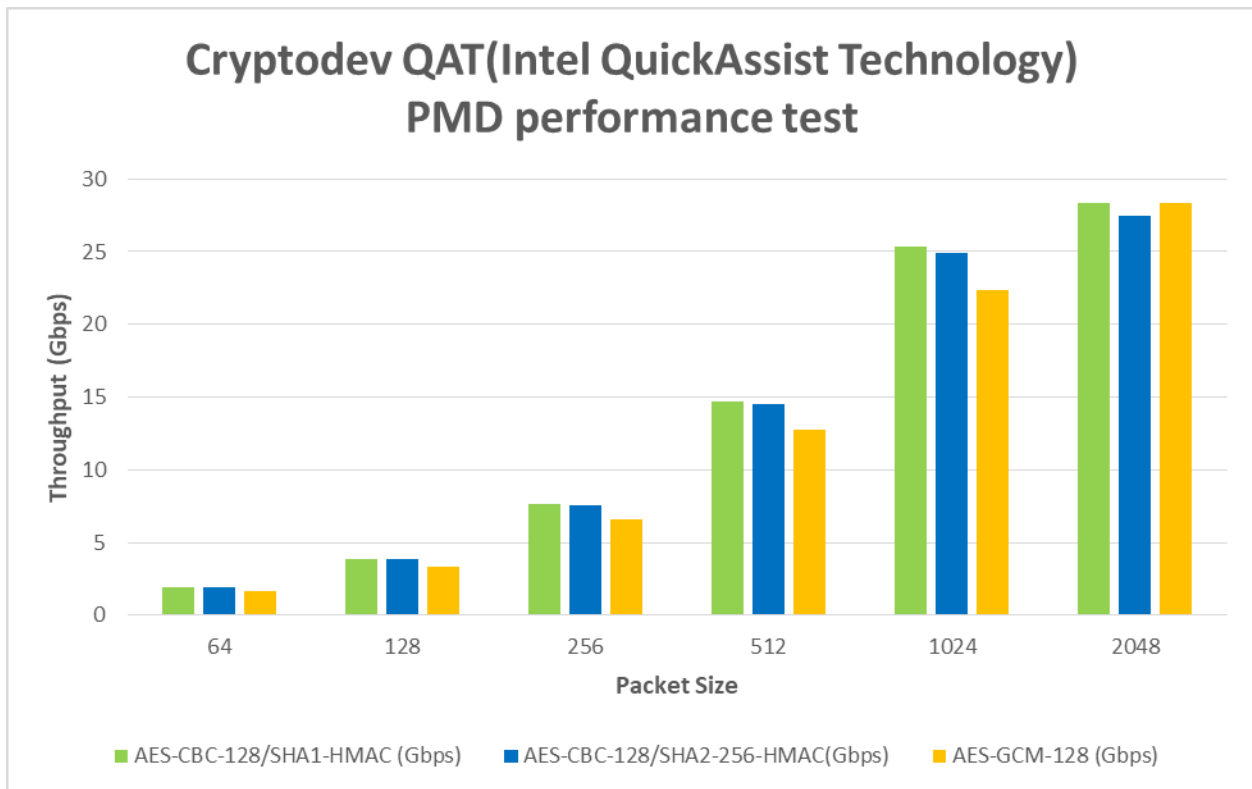
Item	Description
Test Case	Cryptodev performance for AES-CBC-128/SHA1-HMAC, AES-GCM-128, AES-CBC-128/SHA2-256-HMAC by Intel QuickAssist Technology
Cores	4C4T
QAT	Integrated Intel QuickAssist Technology
Command line (AES-CBC-128/SHA1-HMAC)	./x86_64-native-linuxapp-gcc/build/app/test-crypto-perf/dpdk-test-crypto-perf --socket-mem 2048,0 --legacy-mem -w 0000:01:01.0 -w 0000:01:01.1 -w 0000:01:01.2 -w 0000:01:01.3 -l 6,7,8,9,10 -n 2 -- --buffer-sz 64,128,256,512,1024,2048 --optype cipher-then-auth --ptest throughput --



	auth-key-sz 64 --cipher-key-sz 16 --devtype crypto_qat --cipher-iv-sz 16 - -auth-op generate --burst-sz 32 --total-ops 30000000 --silent --digest-sz 20 --auth-algo sha1-hmac --cipher-algo aes-cbc --cipher-op encrypt
Command line (AES-CBC- 128/SHA2-256- HMAC)	./x86_64-native-linuxapp-gcc/build/app/test-crypto-perf/dpdk-test-crypto- perf --socket-mem 2048,0 --legacy-mem -w 0000:01:01.0 -w 0000:01:01.1 -w 0000:01:01.2 -w 0000:01:01.3 -l 6,7,8,9,10 -n 2 -- --buffer-sz 64,128,256,512,1024,2048 --optype cipher-then-auth --ptest throughput -- auth-key-sz 64 --cipher-key-sz 16 --devtype crypto_qat --cipher-iv-sz 16 - -auth-op generate --burst-sz 32 --total-ops 30000000 --silent --digest-sz 32 --auth-algo sha2-256-hmac --cipher-algo aes-cbc --cipher-op encrypt
Command line (AES-GCM-128)	./x86_64-native-linuxapp-gcc/build/app/test-crypto-perf/dpdk-test-crypto- perf --socket-mem 2048,0 --legacy-mem -w 0000:01:01.0 -w 0000:01:01.1 -w 0000:01:01.2 -w 0000:01:01.3 -l 6,7,8,9,10 -n 2 -- --aead-key-sz 16 -- buffer-sz 64,128,256,512,1024,2048 --optype aead --ptest throughput -- aead-aad-sz 16 --devtype crypto_qat --aead-op encrypt --burst-sz 32 -- total-ops 30000000 --silent --digest-sz 16 --aead-algo aes-gcm --aead-iv- sz 12
Notes	Use multi-cores configuration for testing is aim to reach maximum of QAT capability

Test Result:

Buffer Size (Bytes)	AES-CBC-128/SHA1-HMAC (Gbps)	AES-CBC-128/SHA2-256-HMAC (Gbps)	AES-GCM-128 (Gbps)
64	1.94	1.94	1.66
128	3.85	3.84	3.31
256	7.61	7.57	6.57
512	14.65	14.56	12.79
1024	25.30	24.92	22.34
2048	28.31	27.47	28.31



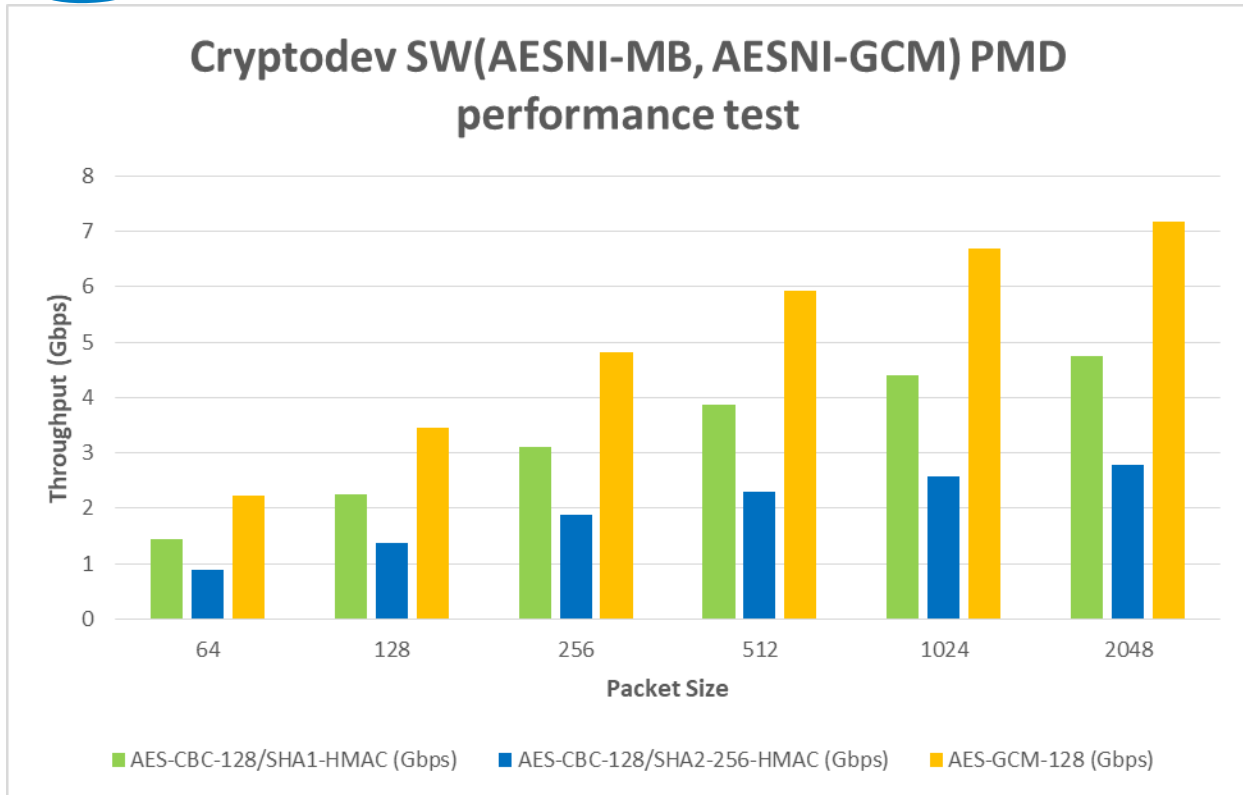



Test Case 6 – Cryptodev SW (AESNI-MB, AESNI-GCM) PMD performance test

Item	Description
Test Case	Cryptodev performance for AES-CBC-128/SHA1-HMAC, AES-GCM-128, AES-CBC-128/SHA2-256-HMAC
Cores	1C1T
QAT	Not use
Command line (AES-CBC-128/SHA1-HMAC)	<code>./x86_64-native-linuxapp-gcc/build/app/test-crypto-perf/dpdk-test-crypto-perf --socket-mem 2048,0 --legacy-mem --vdev crypto_aesni_mb_pmd_1 -l 6,7 -n 2 -- --buffer-sz 64,128,256,512,1024,2048 --optype cipher-then-auth --ptest throughput --auth-key-sz 64 --cipher-key-sz 16 --devtype crypto_aesni_mb --cipher-iv-sz 16 --auth-op generate --burst-sz 32 --total-ops 10000000 --silent --digest-sz 12 --auth-algo sha1-hmac --cipher-algo aes-cbc --cipher-op encrypt</code>
Command line (AES-CBC-128/SHA2-256-HMAC)	<code>./x86_64-native-linuxapp-gcc/build/app/test-crypto-perf/dpdk-test-crypto-perf --socket-mem 2048,0 --legacy-mem --vdev crypto_aesni_mb_pmd_1 -l 6,7 -n 2 -- --buffer-sz 64,128,256,512,1024,2048 --optype cipher-then-auth --ptest throughput --auth-key-sz 64 --cipher-key-sz 16 --devtype crypto_aesni_mb --cipher-iv-sz 16 --auth-op generate --burst-sz 32 --total-ops 10000000 --silent --digest-sz 16 --auth-algo sha2-256-hmac --cipher-algo aes-cbc --cipher-op encrypt</code>
Command line (AES-GCM-128)	<code>./x86_64-native-linuxapp-gcc/build/app/test-crypto-perf/dpdk-test-crypto-perf --socket-mem 2048,0 --legacy-mem --vdev crypto_aesni_gcm_pmd_1 -l 6,7 -n 2 -- --aead-key-sz 16 --buffer-sz 64,128,256,512,1024,2048 --optype aead --ptest throughput --aead-aad-sz 16 --devtype crypto_aesni_gcm --aead-op encrypt --burst-sz 32 --total-ops 10000000 --silent --digest-sz 16 --aead-algo aes-gcm --aead-iv-sz 12</code>
Notes	The SW PMD performance is linear scaling out with core numbers. The scale factor is around 1.

Test Result:

Buffer Size (Bytes)	AES-CBC-128/SHA1-HMAC (Gbps)	AES-CBC-128/SHA2-256-HMAC (Gbps)	AES-GCM-128 (Gbps)
64	1.45	0.91	2.17
128	2.28	1.39	3.40
256	3.14	1.88	4.75
512	3.88	2.30	5.89
1024	4.41	2.59	6.67
2048	4.75	2.77	7.16





DISCLAIMERS

INFORMATION IN THIS DOCUMENT IS PROVIDED IN CONNECTION WITH INTEL PRODUCTS. NO LICENSE, EXPRESS OR IMPLIED, BY ESTOPPEL OR OTHERWISE, TO ANY INTELLECTUAL PROPERTY RIGHTS IS GRANTED BY THIS DOCUMENT. EXCEPT AS PROVIDED IN INTEL'S TERMS AND CONDITIONS OF SALE FOR SUCH PRODUCTS, INTEL ASSUMES NO LIABILITY WHATSOEVER AND INTEL DISCLAIMS ANY EXPRESS OR IMPLIED WARRANTY, RELATING TO SALE AND/OR USE OF INTEL PRODUCTS INCLUDING LIABILITY OR WARRANTIES RELATING TO FITNESS FOR A PARTICULAR PURPOSE, MERCHANTABILITY, OR INFRINGEMENT OF ANY PATENT, COPYRIGHT OR OTHER INTELLECTUAL PROPERTY RIGHT.

You may not use or facilitate the use of this document in connection with any infringement or other legal analysis concerning Intel products described herein.

Tests document performance of components on a particular test, in specific systems. Differences in hardware, software, or configuration will affect actual performance. Consult other sources of information to evaluate performance as you consider your purchase. For more complete information about performance and benchmark results, visit www.intel.com/benchmarks.

Software and workloads used in performance tests may have been optimized for performance only on Intel microprocessors. Performance tests, such as SYSmark and MobileMark, are measured using specific computer systems, components, software, operations and functions. Any change to any of those factors may cause the results to vary. You should consult other information and performance tests to assist you in fully evaluating your contemplated purchases, including the performance of that product when combined with other products.

Performance results are based on testing as of August 13th and may not reflect all publicly available security updates. See configuration disclosure for details. No product can be absolutely secure. For more information go to <http://www.intel.com/performance>

Intel® AES-NI requires a computer system with an AES-NI enabled processor, as well as non-Intel software to execute the instructions in the correct sequence. AES-NI is available on select Intel® processors. For availability, consult your reseller or system manufacturer. **For more information, see <http://software.intel.com/en-us/articles/intel-advanced-encryption-standard-instructions-aes-ni/>**

Copyright © 2019 Intel Corporation. All rights reserved.