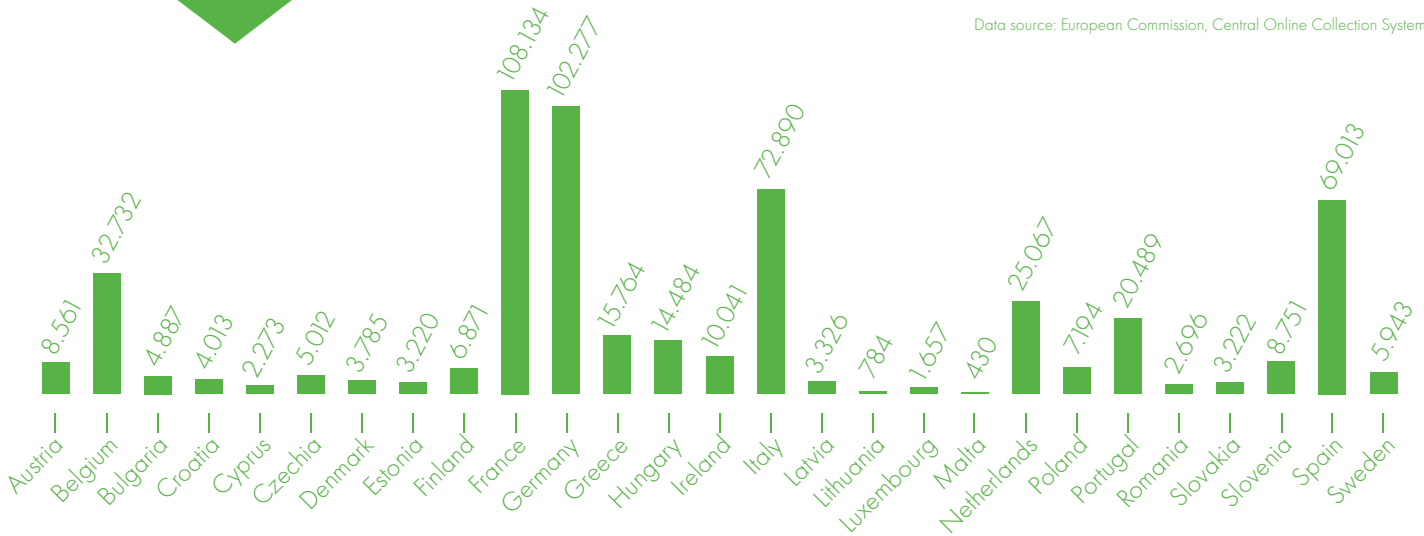






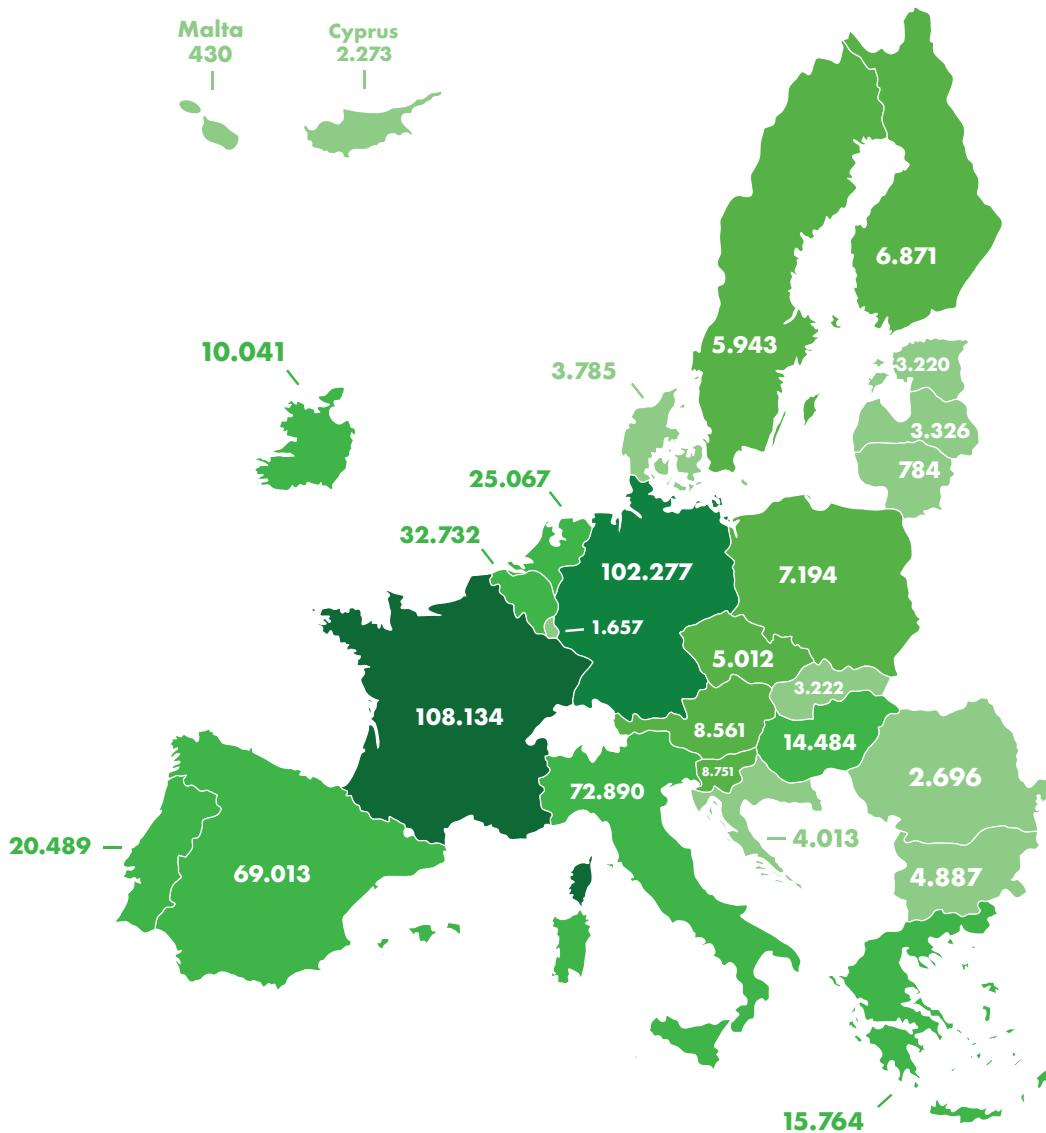
# Signatures collected through Central Online Collection System for 4 ECIs Jan 2020 - May 2021

Data source: European Commission, Central Online Collection System



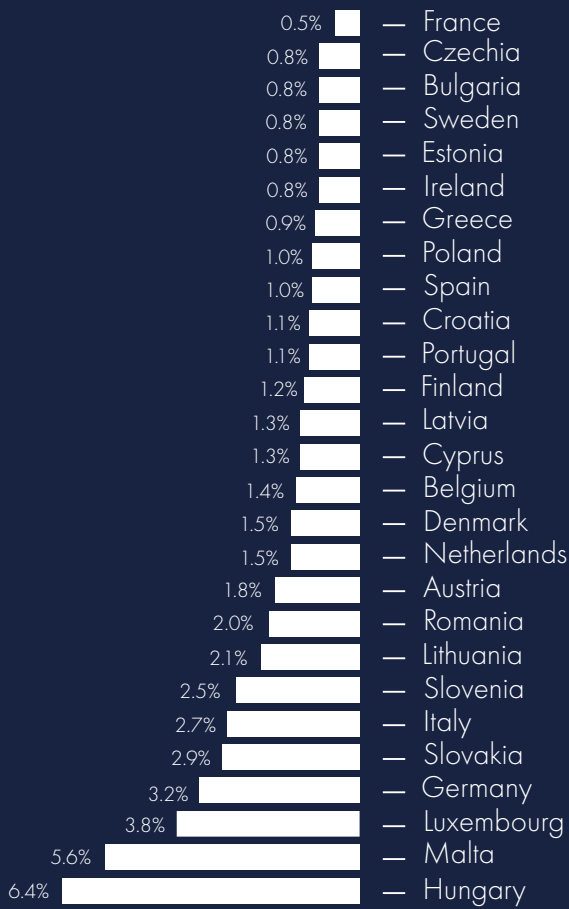
Initiatives included:

- Start Unconditional Basic Incomes (UBI) throughout the EU
- Right to Cure
- VOTERS WITHOUT BORDERS, Full Political Rights for EU Citizens
- Stop Finning, Stop the trade





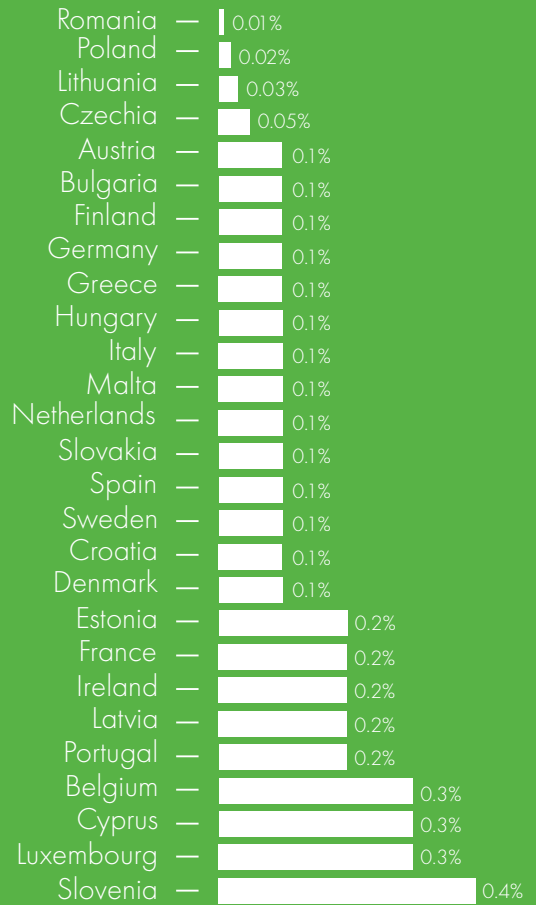
**Overall signature numbers compared to Member State population, 2012 - 2020 successful ECIs**



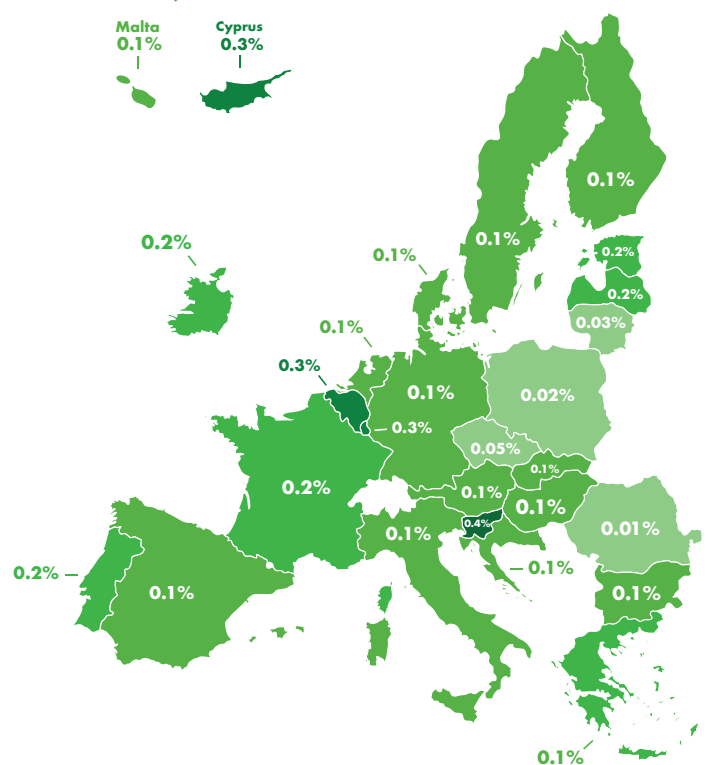
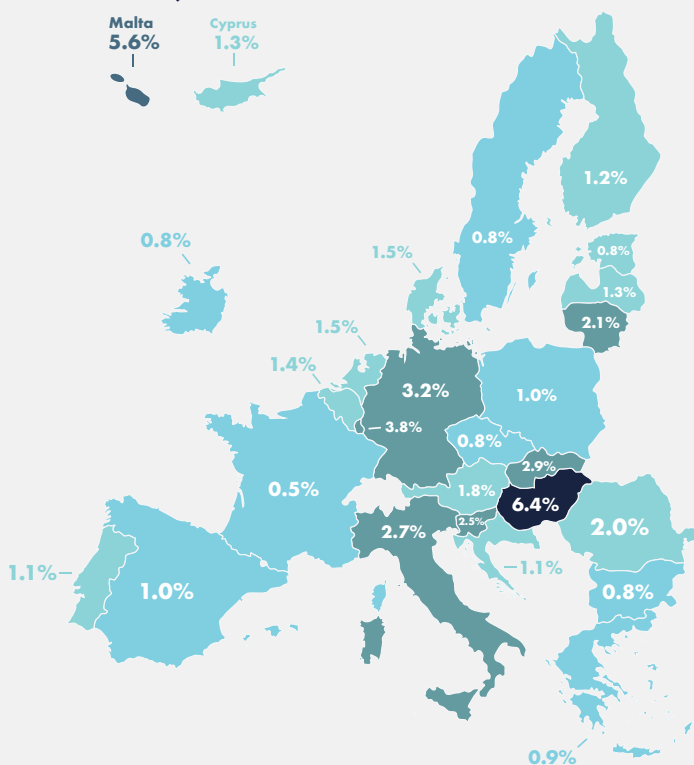
Data sources: European Commission, Central Online Collection System, Eurostat database (2020)



**Overall signature numbers compared to Member State population, Jan 2020 - May 2021 (COCS)**



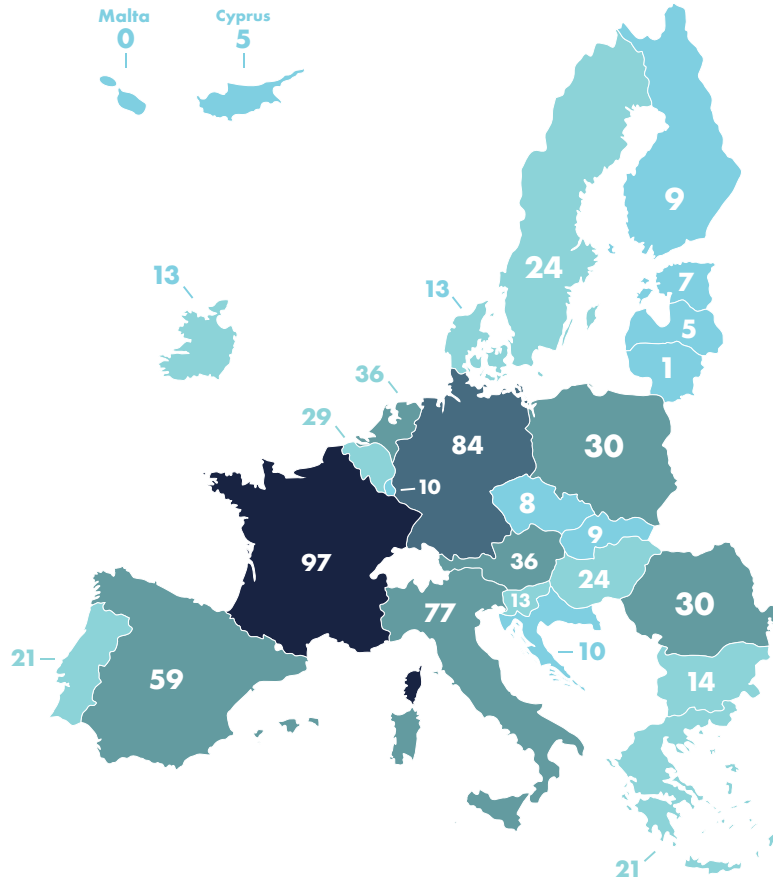
Data sources: European Commission, Central Online Collection System, Eurostat database (2020)





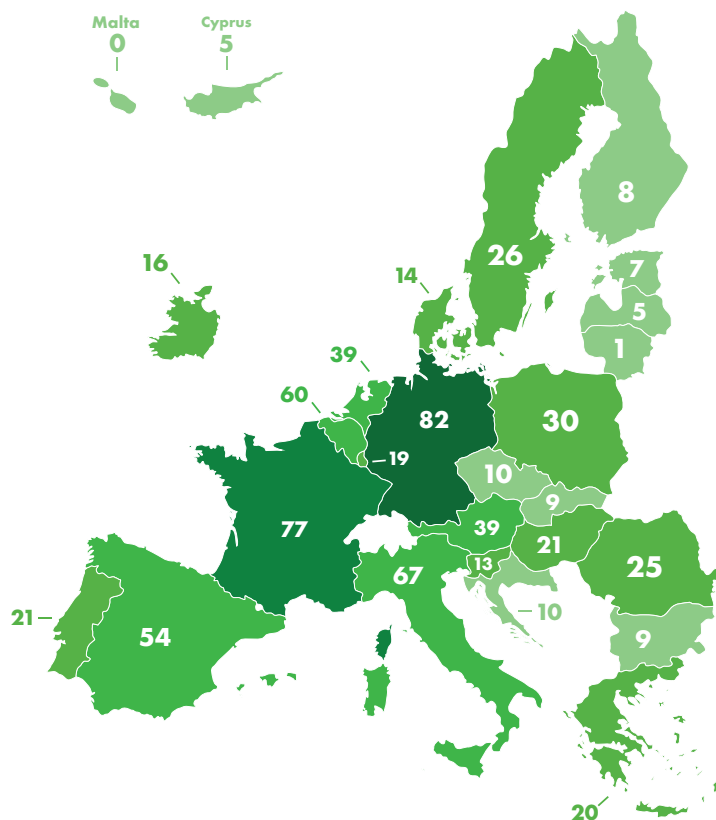
## Country of nationality of ECI organisers (number of committee members having the nationality of that country)

Data sources: European Commission



## Country of residence of ECI organisers (number of committee members residing in that country)

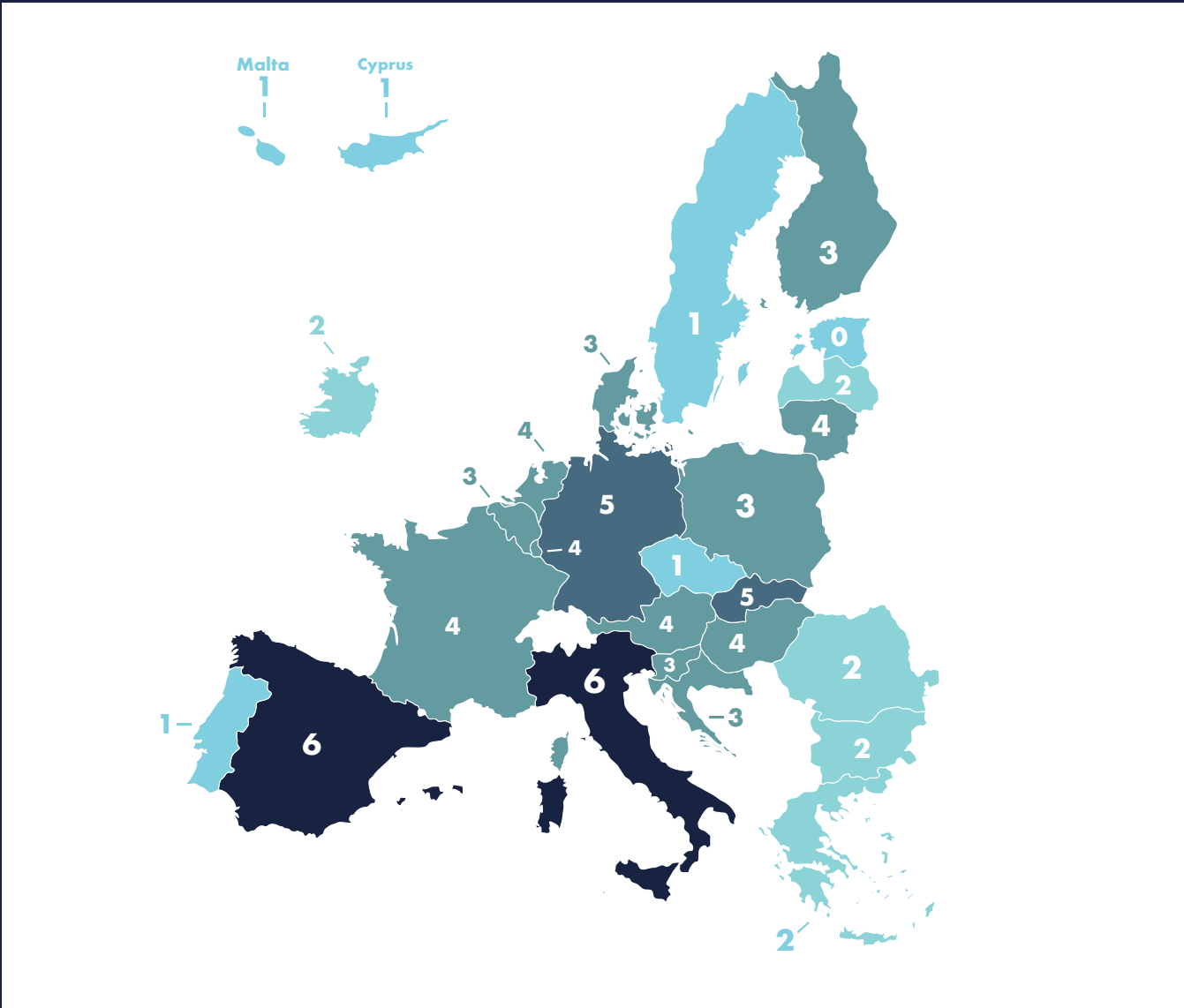
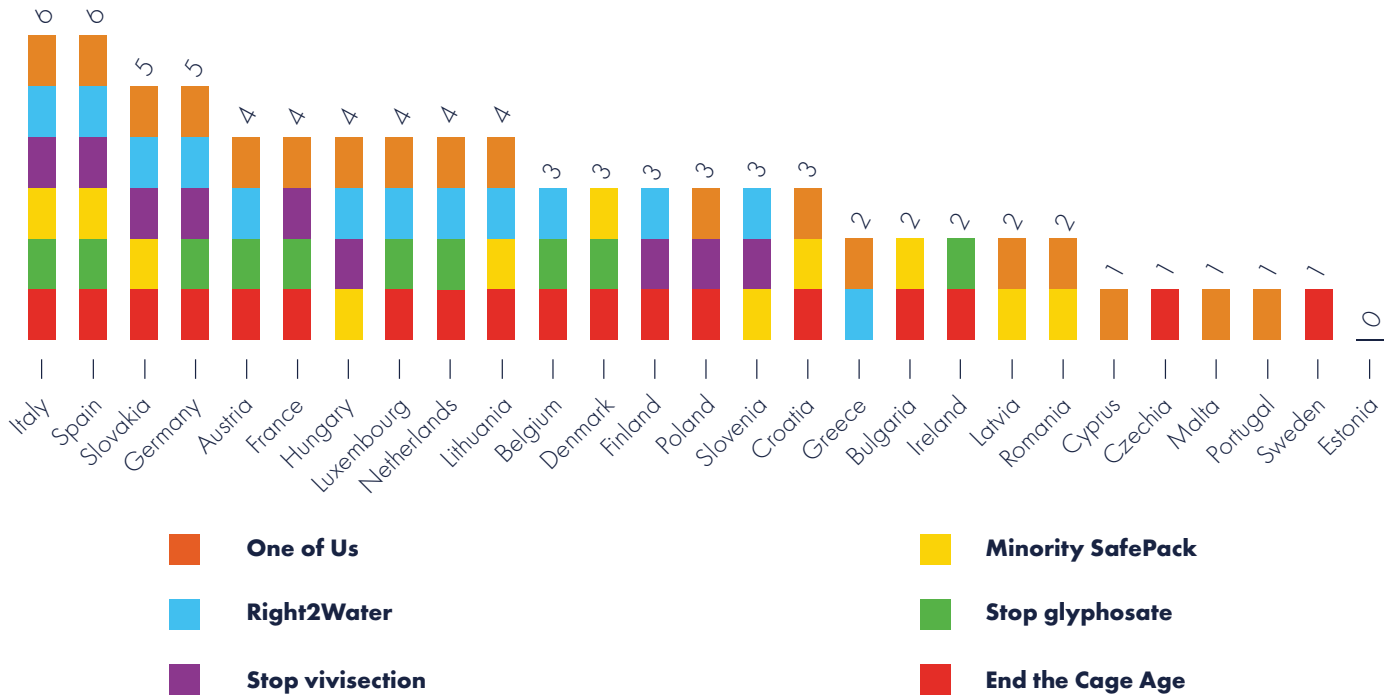
Data sources: European Commission





# Number of successful ECIs that reached the threshold in each Member State

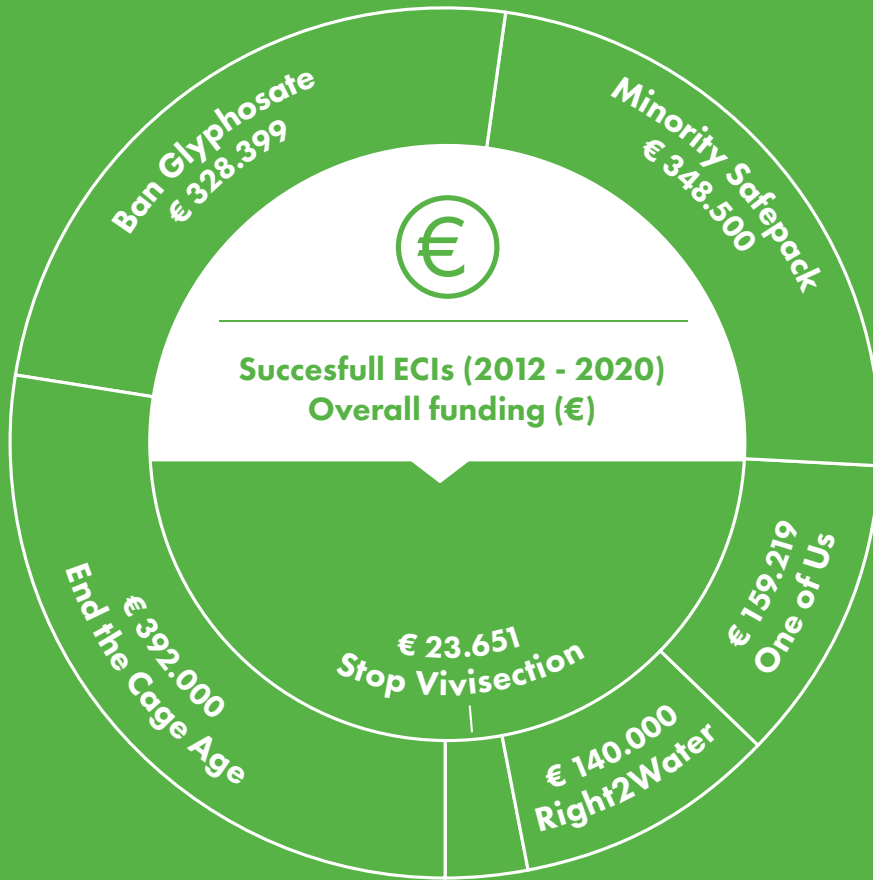
Data sources: European Commission



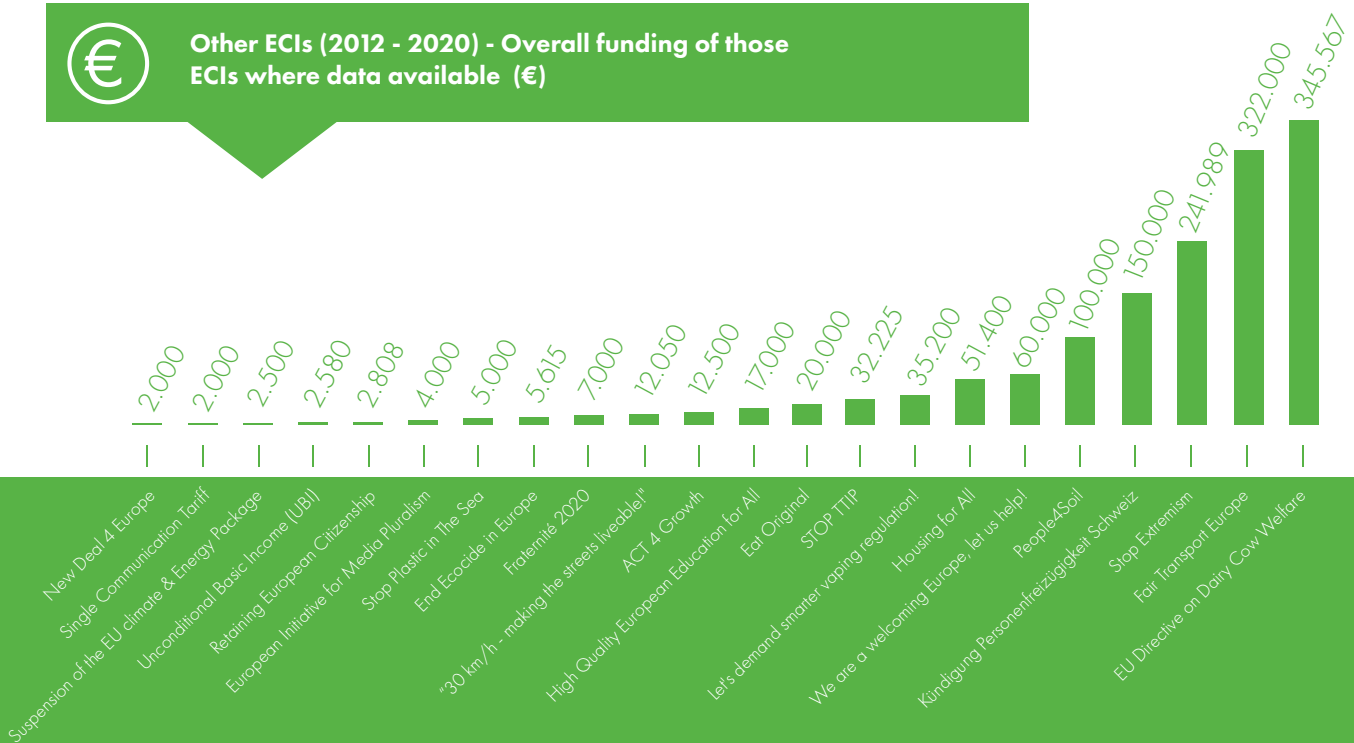


# Data on funding

Data source for all graphs: European Citizens' Initiative Website



## Other ECIs (2012 - 2020) - Overall funding of those ECIs where data available (€)







# ECI organisers' age distribution

Data source for all graphs: European Commission

**ECI organisers' age distribution - Successful initiatives (2012 - 2020)**



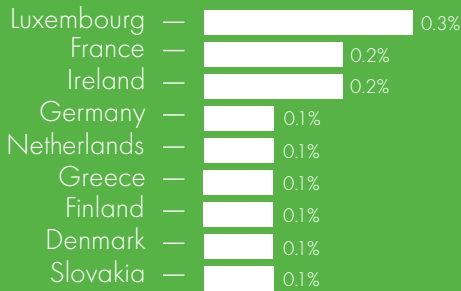
**Organisers' age distribution - ALL ECIs (2012 - )**



## Overall numbers of signatures 2020 - 21 collected via Central Online Collection System in correlation to the population size and the type of data required (A or B)

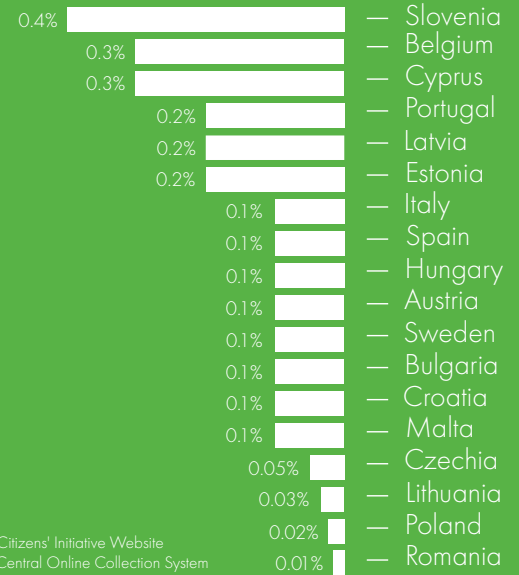
**A**

A: Full first names, Family names, **Residence** (street, number, postal code, city, country), Date of birth, Date, Signature



**B**

B: Full first names, Family names, **Personal identification number/personal identification document number**, Type of personal identification number or document, Date, Signature



Data source: European Citizens' Initiative Website  
European Commission, Central Online Collection System



### Special eurobarometer 500 future of Europe

Which of the following do you think are the best ways of ensuring your voice is heard by decision-makers at EU level?  
(MAX. 3 ANSWERS)(%)

1st MOST FREQUENTLY MENTIONED ITEM

1st MOST FREQUENTLY MENTIONED ITEM

1st MOST FREQUENTLY MENTIONED ITEM

	1st MOST FREQUENTLY MENTIONED ITEM	2nd MOST FREQUENTLY MENTIONED ITEM	3rd MOST FREQUENTLY MENTIONED ITEM	4th MOST FREQUENTLY MENTIONED ITEM	5th MOST FREQUENTLY MENTIONED ITEM	6th MOST FREQUENTLY MENTIONED ITEM	7th MOST FREQUENTLY MENTIONED ITEM	8th MOST FREQUENTLY MENTIONED ITEM	9th MOST FREQUENTLY MENTIONED ITEM	10th MOST FREQUENTLY MENTIONED ITEM	11th MOST FREQUENTLY MENTIONED ITEM	12th MOST FREQUENTLY MENTIONED ITEM	13th MOST FREQUENTLY MENTIONED ITEM	14th MOST FREQUENTLY MENTIONED ITEM	15th MOST FREQUENTLY MENTIONED ITEM	
	1st MOST FREQUENTLY MENTIONED ITEM	2nd MOST FREQUENTLY MENTIONED ITEM	3rd MOST FREQUENTLY MENTIONED ITEM	4th MOST FREQUENTLY MENTIONED ITEM	5th MOST FREQUENTLY MENTIONED ITEM	6th MOST FREQUENTLY MENTIONED ITEM	7th MOST FREQUENTLY MENTIONED ITEM	8th MOST FREQUENTLY MENTIONED ITEM	9th MOST FREQUENTLY MENTIONED ITEM	10th MOST FREQUENTLY MENTIONED ITEM	11th MOST FREQUENTLY MENTIONED ITEM	12th MOST FREQUENTLY MENTIONED ITEM	13th MOST FREQUENTLY MENTIONED ITEM	14th MOST FREQUENTLY MENTIONED ITEM	15th MOST FREQUENTLY MENTIONED ITEM	
	1st MOST FREQUENTLY MENTIONED ITEM	2nd MOST FREQUENTLY MENTIONED ITEM	3rd MOST FREQUENTLY MENTIONED ITEM	4th MOST FREQUENTLY MENTIONED ITEM	5th MOST FREQUENTLY MENTIONED ITEM	6th MOST FREQUENTLY MENTIONED ITEM	7th MOST FREQUENTLY MENTIONED ITEM	8th MOST FREQUENTLY MENTIONED ITEM	9th MOST FREQUENTLY MENTIONED ITEM	10th MOST FREQUENTLY MENTIONED ITEM	11th MOST FREQUENTLY MENTIONED ITEM	12th MOST FREQUENTLY MENTIONED ITEM	13th MOST FREQUENTLY MENTIONED ITEM	14th MOST FREQUENTLY MENTIONED ITEM	15th MOST FREQUENTLY MENTIONED ITEM	
	1st MOST FREQUENTLY MENTIONED ITEM	2nd MOST FREQUENTLY MENTIONED ITEM	3rd MOST FREQUENTLY MENTIONED ITEM	4th MOST FREQUENTLY MENTIONED ITEM	5th MOST FREQUENTLY MENTIONED ITEM	6th MOST FREQUENTLY MENTIONED ITEM	7th MOST FREQUENTLY MENTIONED ITEM	8th MOST FREQUENTLY MENTIONED ITEM	9th MOST FREQUENTLY MENTIONED ITEM	10th MOST FREQUENTLY MENTIONED ITEM	11th MOST FREQUENTLY MENTIONED ITEM	12th MOST FREQUENTLY MENTIONED ITEM	13th MOST FREQUENTLY MENTIONED ITEM	14th MOST FREQUENTLY MENTIONED ITEM	15th MOST FREQUENTLY MENTIONED ITEM	
EU27	55	26	23	15	14	12	12	11	10	10	9	9	0	1	3	1
Belgium	63	22	30	13	15	10	12	14	8	25	16	8	0	0	0	0
Bulgaria	39	31	18	15	18	13	13	9	15	6	5	6	0	2	4	3
Czechia	56	18	35	17	9	7	21	13	10	13	18	5	0	0	0	0
Denmark	83	33	18	13	6	4	20	12	8	8	11	7	0	0	1	0
Germany	65	33	26	17	18	8	16	9	10	7	10	9	0	0	1	0
Estonia	74	30	16	17	10	8	15	21	11	11	26	7	0	0	0	0
Ireland	74	28	25	21	8	7	14	17	9	23	20	10	0	0	0	0
Greece	58	24	30	19	15	15	8	9	14	12	11	5	0	1	7	1
Spain	54	29	14	8	13	17	6	4	8	7	4	5	1	1	5	3
France	61	21	25	12	13	13	5	11	8	11	8	8	1	1	3	2
Croatia	47	25	33	19	17	13	9	12	18	16	7	9	0	1	1	0
Italy	38	18	20	18	20	18	13	17	10	10	8	12	0	1	5	2
Cyprus	32	21	24	17	23	12	9	11	16	7	5	4	0	3	6	1
Latvia	50	19	16	11	10	10	10	9	14	7	8	7	0	2	5	3
Lithuania	43	23	31	25	14	14	10	15	23	15	28	6	0	0	0	0
Luxembourg	71	20	38	13	11	7	18	13	9	22	13	12	0	0	0	0
Hungary	60	32	19	10	6	5	8	10	9	9	3	9	0	3	2	1
Malta	60	23	27	12	8	7	15	10	15	19	15	7	0	0	0	0
Netherlands	82	29	27	8	5	3	21	13	8	20	21	8	0	0	1	1
Austria	41	32	26	18	12	11	14	11	12	6	25	13	0	1	1	0
Poland	37	26	27	21	16	13	7	10	14	12	4	9	0	2	2	2
Portugal	49	15	16	12	14	13	11	4	6	6	5	10	0	2	16	4
Romania	41	33	13	16	13	9	10	11	12	10	5	11	0	4	3	1
Slovenia	60	22	32	17	9	6	16	11	12	15	20	6	0	1	1	0
Slovakia	32	26	33	12	14	13	12	9	10	7	7	10	0	2	4	2
Finland	84	40	23	6	5	7	15	11	8	6	22	7	0	0	1	0
Sweden	87	34	16	9	9	6	28	17	8	6	10	8	0	0	1	0