



European Defence Agency

# Defence Data

The year '2009' is written in large white font. A yellow line starts under the first '0', curves up to the top of the second '0', then curves down to the bottom of the '9'. A white arrow starts under the '9' and points to the right. Another white arrow starts at the top of the '9' and points upwards and to the right. The background features a grid of yellow dotted lines.

2009

European Defence Agency *Building Capabilities for a Secure Europe*

ISBN-13 978-92-95075-01-6  
ISSN 1831-9513  
doi:10.2836/11909

© European Defence Agency, 2010

Printed in Belgium

For reproduction or use of this material, permission must be sought directly from the copyright holder:

European Defence Agency  
Rue des Drapiers 17-23  
B-1050 Brussels (Belgium)  
Fax: +32 (0)2 504 28 25

E-Mail: [info@eda.europa.eu](mailto:info@eda.europa.eu)

# Introduction

The European Defence Agency is collecting defence data on an annual basis. The Ministries of Defence of the Agency's 26 participating Member States (all EU Member States except Denmark) provide the data. EDA acts as the custodian of the data. The data have been accounted for. The data are broken down, based on a list of indicators approved by the Agency's Ministerial Steering Board. This list has four sections, represented in the headings of the data presented in this brochure:

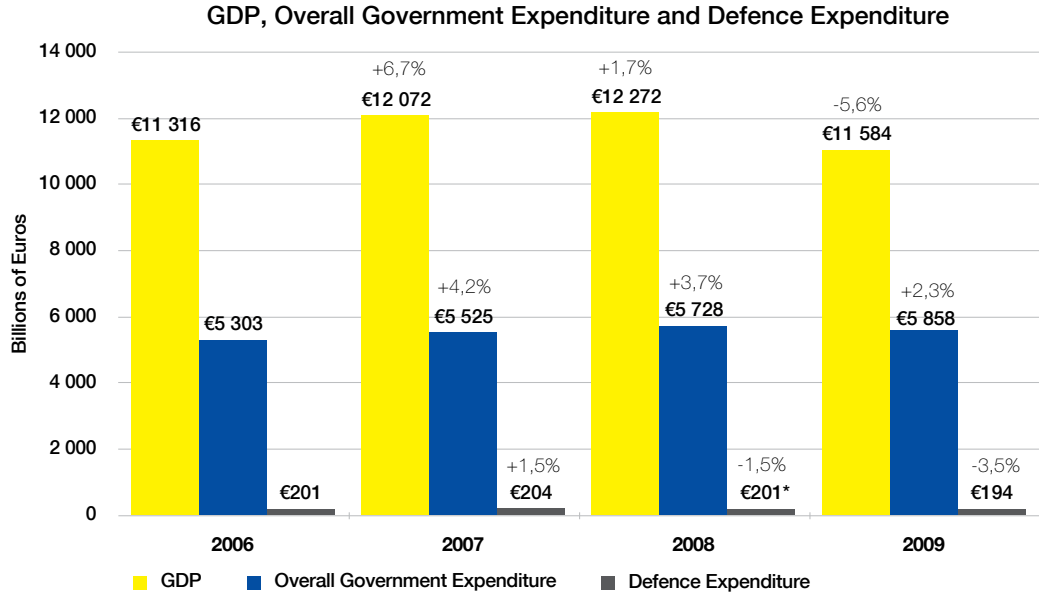
- *General*: macro-economic data to show how defence budgets relate to GDP and overall government spending
- *Reform*: major categories of defence budget spending – personnel; investment, including research & technology; operations & maintenance and others – to show on what the defence budgets are spent
- *European collaboration*: for equipment procurement and R&T to show to what extent the Agency's participating Member States are investing together
- *Deployability*: military deployed in crisis management operations to show the ratio between deployments and the total number of military

In November 2007 the Ministerial Steering Board approved four collective benchmarks for investment:

- Equipment procurement (including R&D/R&T): 20% of total defence spending
- European collaborative equipment procurement: 35% of total equipment spending
- Defence Research & Technology: 2% of total defence spending
- European collaborative Defence R&T: 20% of total defence R&T spending

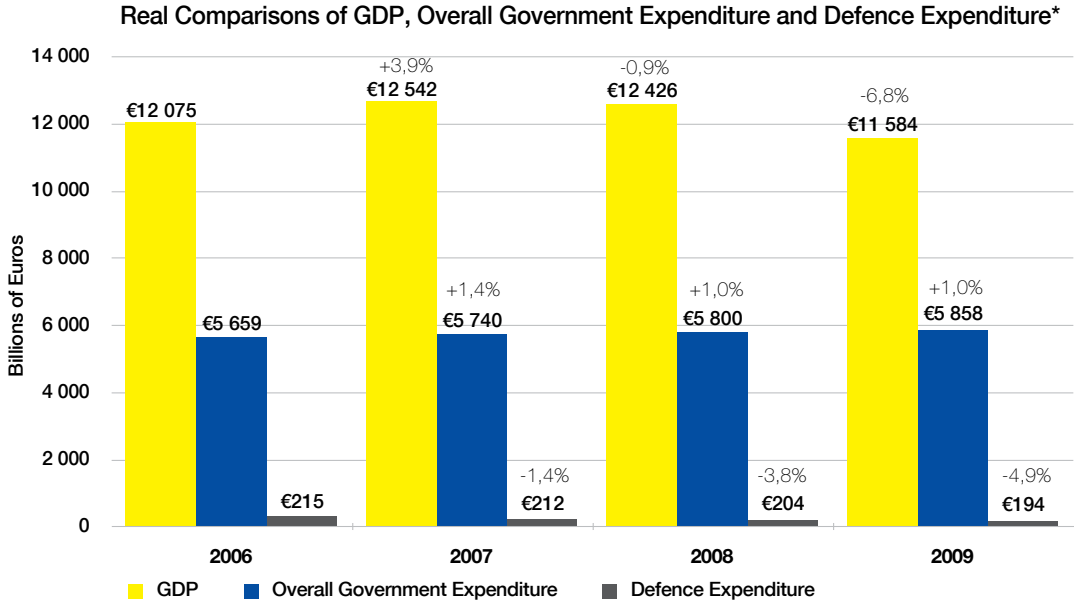
These benchmarks are collective: they apply to the total sum spent by all participating Member States together. They are voluntary in the sense turning them into national targets is optional. There are no timelines for realising these benchmarks. In its final section this brochure provides the results of the collective benchmarks. The definitions, used for the gathering of the data, and some general caveats are listed at the end of the brochure.

# GENERAL – Macro Economic Data



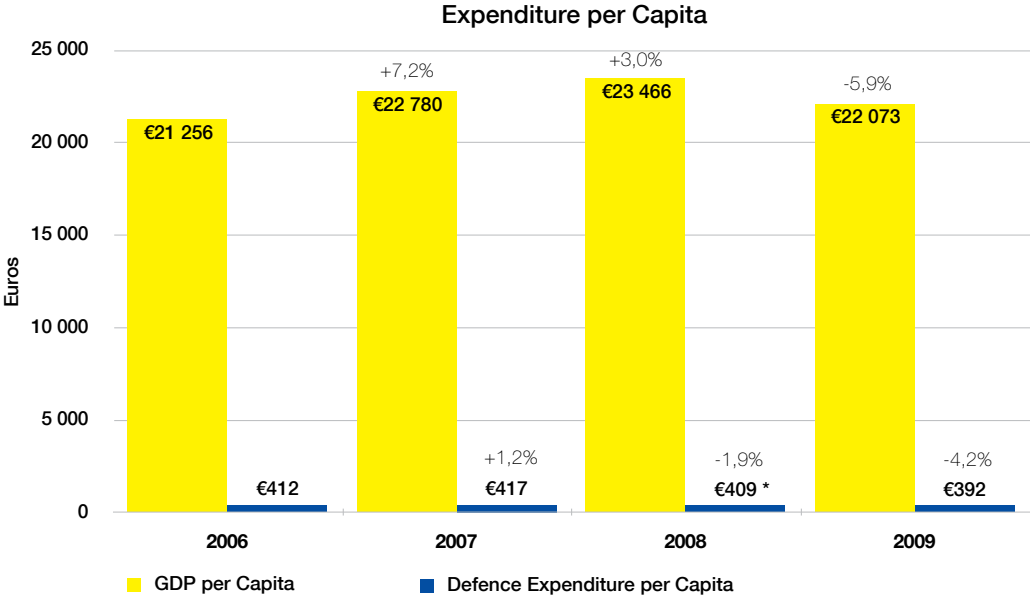
\*Data has been revised

# GENERAL – Macro Economic Data



\*2006, 2007 and 2008 have been inflated to 2009 economic conditions

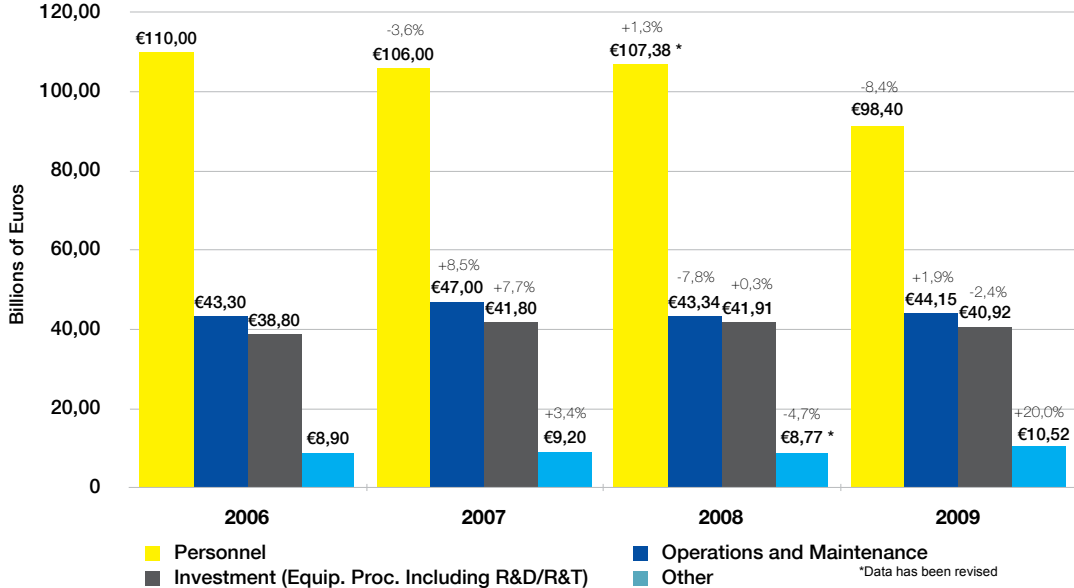
# GENERAL – Expenditure per Capita



\*Data has been revised

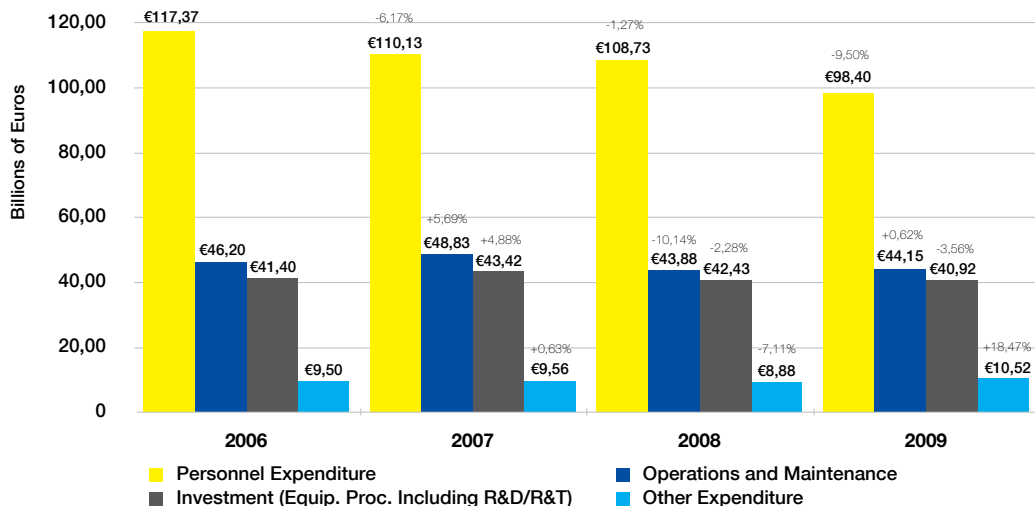
# REFORM – Defence Expenditure Breakdown

## Defence Expenditure Breakdown in Volume of Money



# REFORM – Defence Expenditure Breakdown

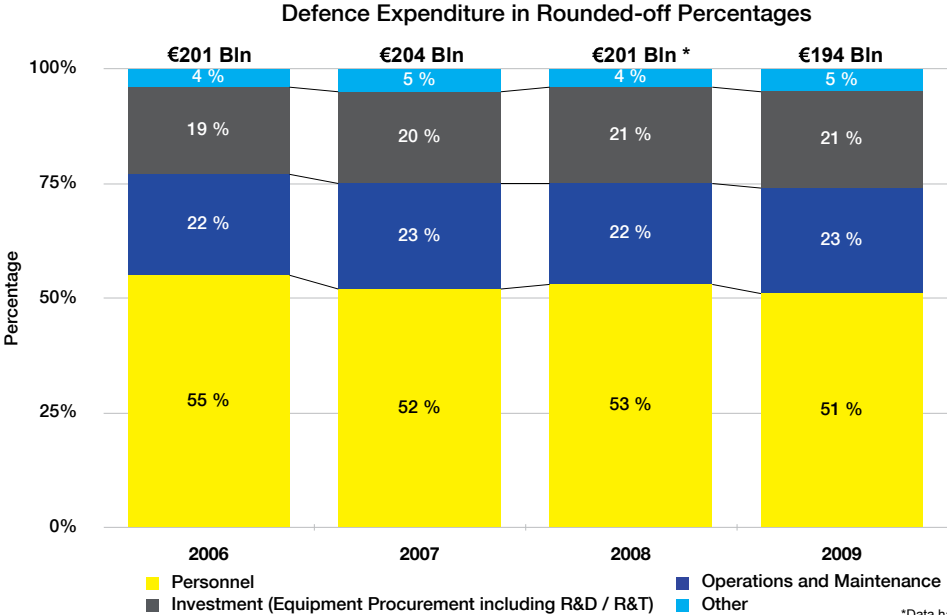
## Real Defence Expenditure Breakdown in Volume of Money\*



\*2006, 2007 and 2008 have been inflated to 2009 economic conditions



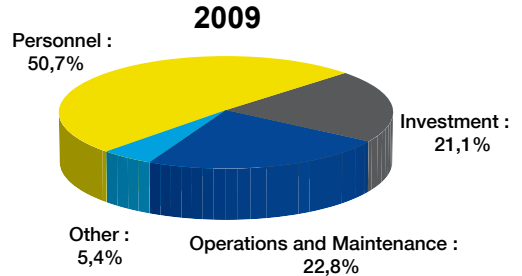
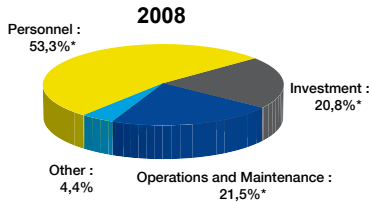
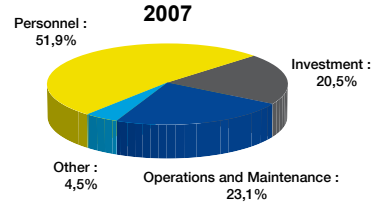
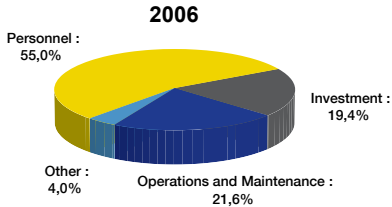
# REFORM – Defence Expenditure Breakdown



\*Data has been revised

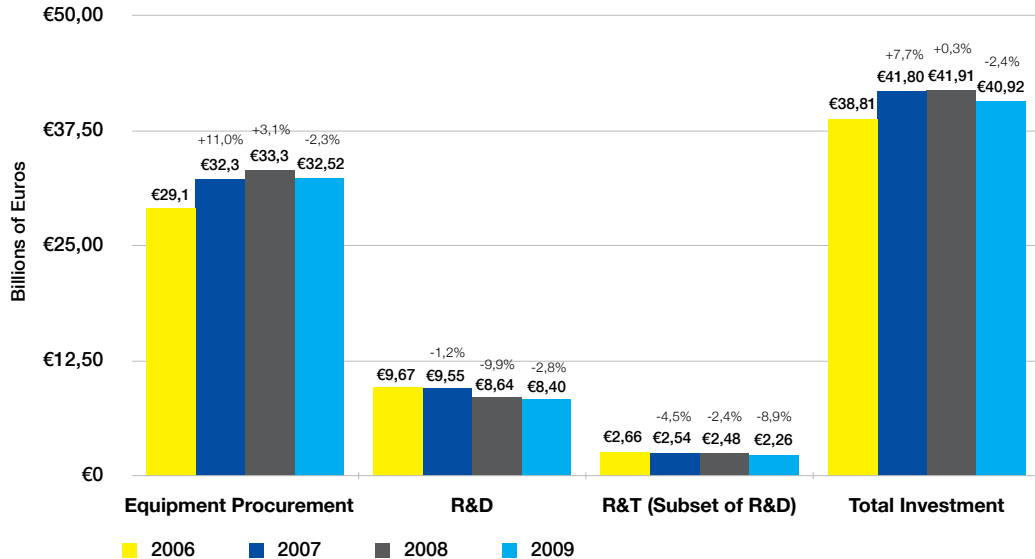
# REFORM – Defence Expenditure Breakdown

## Defence Expenditure Breakdown in Exact Percentages



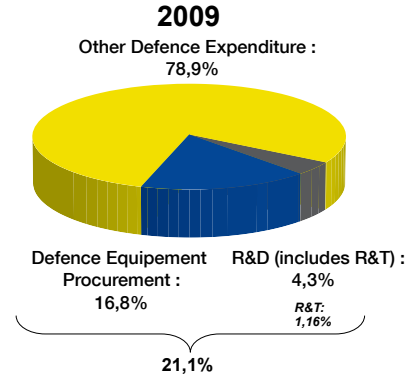
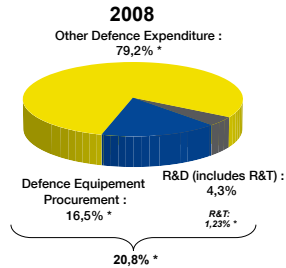
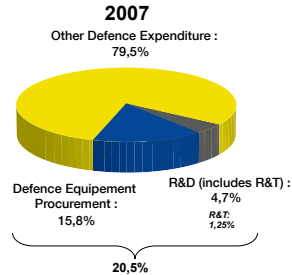
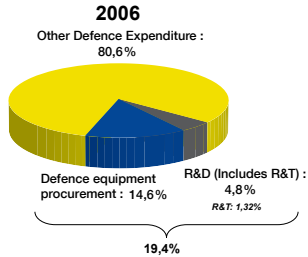
# REFORM – Investment Breakdown

## Equipment Procurement and R&D/R&T in Volume of Money



# REFORM – Investment Breakdown

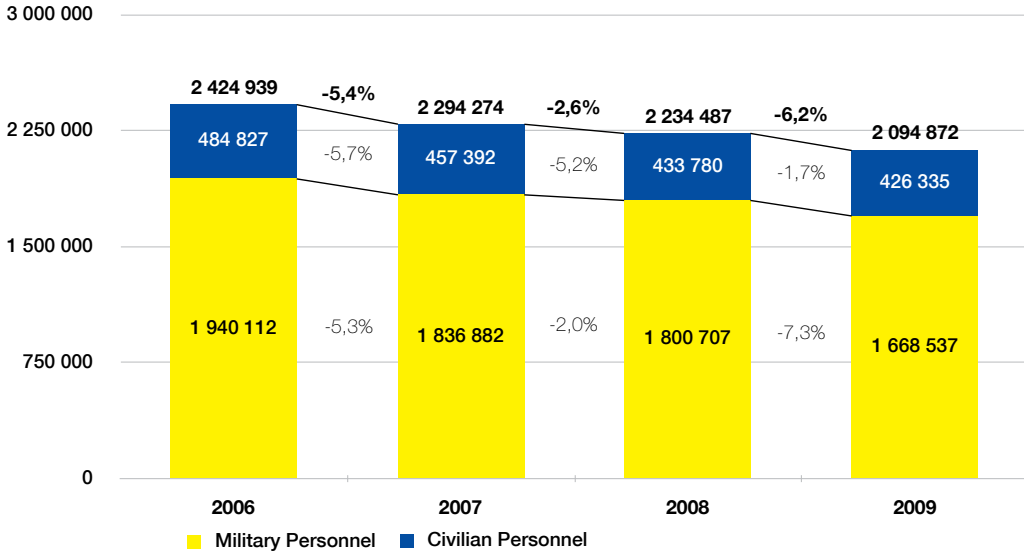
## Equipment Procurement and R&D/R&T in Exact Percentages



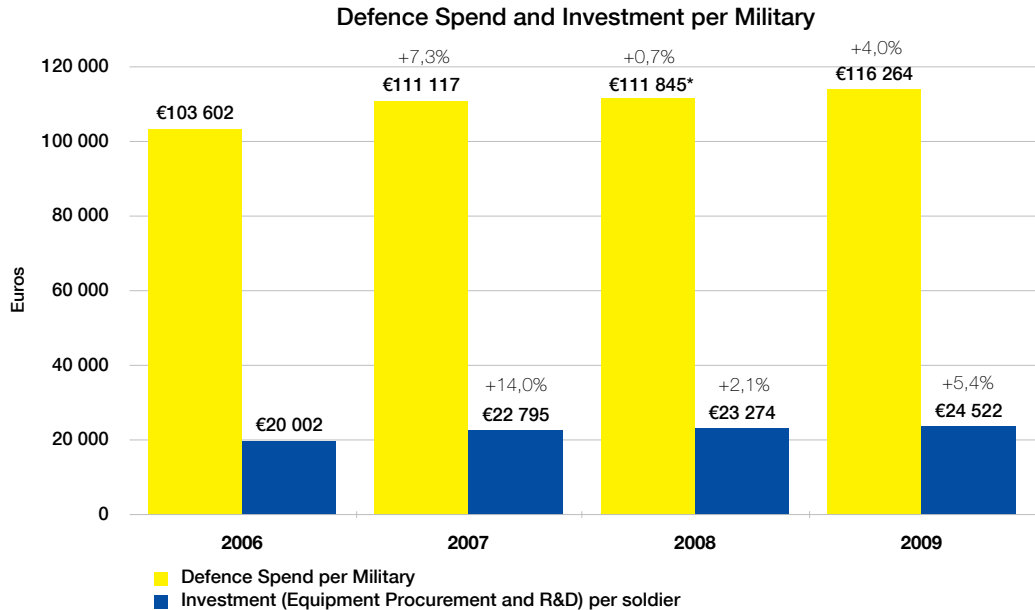
\*Data has been revised

# REFORM - Personnel

## Military and Civilian Personnel Numbers



# REFORM – Expenditure per Military

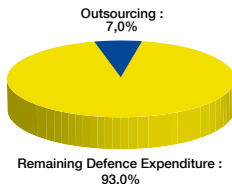


\*Data has been revised

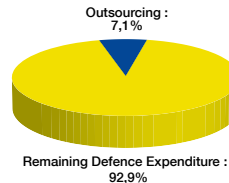
# REFORM - Outsourcing

## Outsourcing in Volume of Money and Percentages

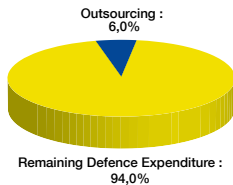
**Total Outsourcing 2006 : € 14,1 Bln**



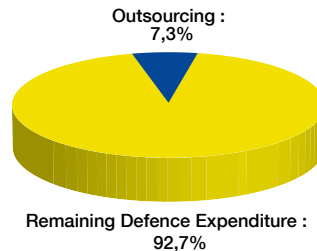
**Total Outsourcing 2007 : € 14,4 Bln**



**Total Outsourcing 2008 : € 12,0 Bln**

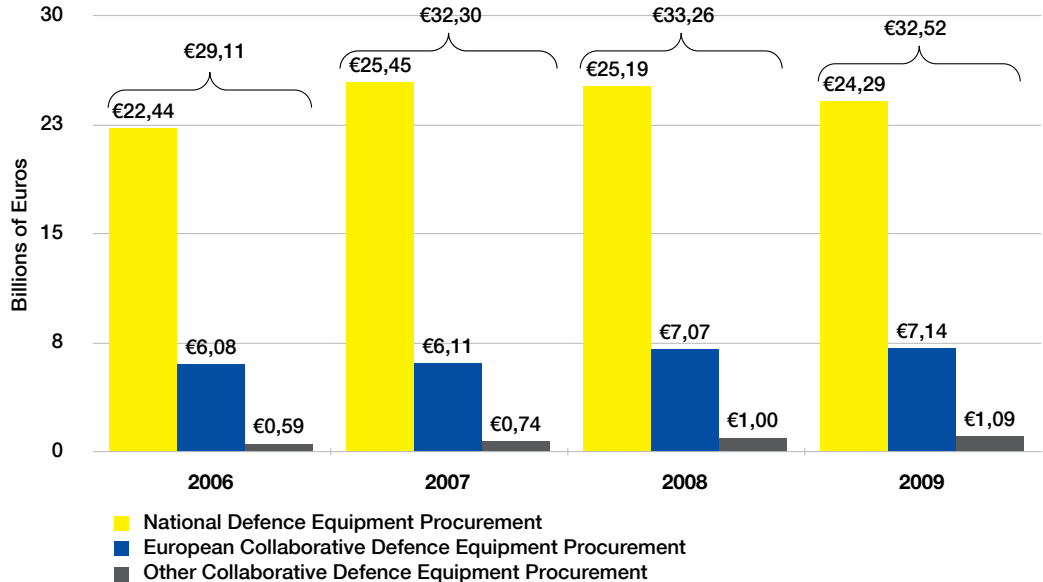


**Total Outsourcing 2009 : € 14,1 Bln**



# EUROPEAN COLLABORATION – Equipment Procurement

## National and Collaborative Equipment Procurement in Volume of Money





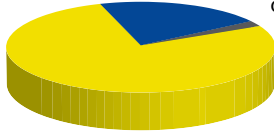
# EUROPEAN COLLABORATION – Equipment Procurement

## National and Collaborative Equipment Procurement in Percentages

**2006**

European Collaborative Defence Equipment Procurement :  
20,9%

Other Collaborative Defence  
Equipment Procurement :  
2,0%

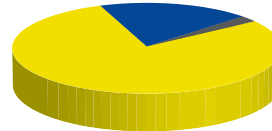


National Defence Equipment Procurement :  
77,1%

**2007**

European Collaborative Defence Equipment Procurement :  
18,9%

Other Collaborative Defence  
Equipment Procurement :  
2,3%

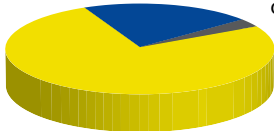


National Defence Equipment Procurement :  
78,8%

**2008**

European Collaborative Defence Equipment Procurement :  
21,2%

Other Collaborative Defence  
Equipment Procurement :  
3,0%

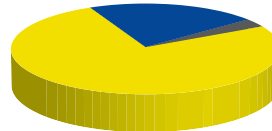


National Defence Equipment Procurement :  
75,8%

**2009**

European Collaborative Defence Equipment Procurement :  
22,0%

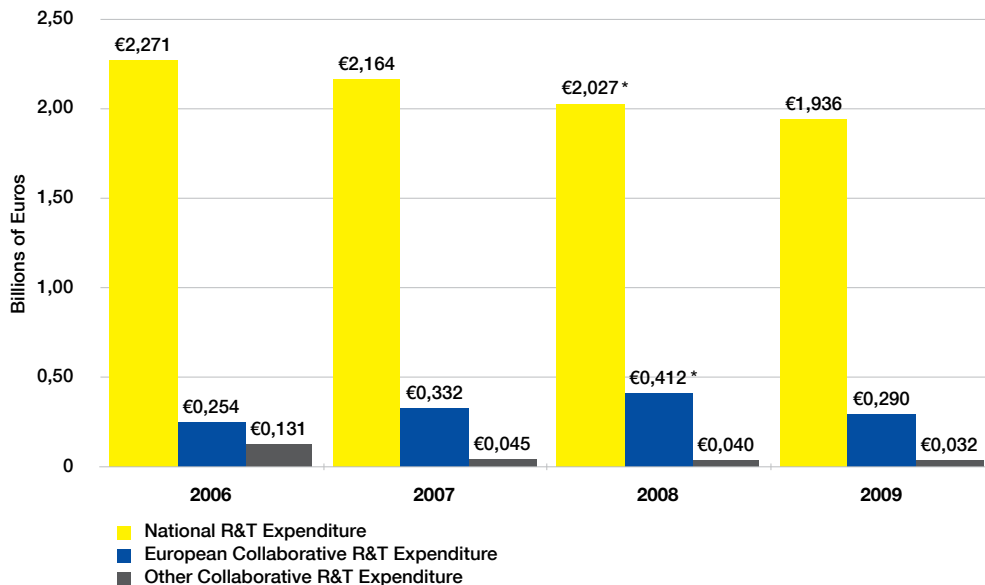
Other Collaborative Defence  
Equipment Procurement :  
3,3%



National Defence Equipment Procurement :  
74,7%

# EUROPEAN COLLABORATION – R&T

## National and Collaborative Defence R&T in Volume of Money



\*Data has been revised

# EUROPEAN COLLABORATION – R&T

## National and Collaborative Defence R&T in Percentages

**2006**

National R&T Expenditure :  
85,5%

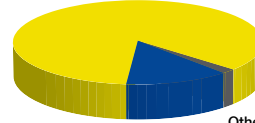


European Collaborative  
R&T Expenditure :  
9,6%

Other Collaborative  
R&T Expenditure :  
4,9%

**2007**

National R&T Expenditure :  
85,1%



European Collaborative  
R&T Expenditure :  
13,1%

Other Collaborative  
R&T Expenditure :  
1,8%

**2008**

National R&T Expenditure :  
81,8% \*



European Collaborative  
R&T Expenditure :  
16,6% \*

Other Collaborative  
R&T Expenditure :  
1,6%

**2009**

National R&T Expenditure :  
85,8%

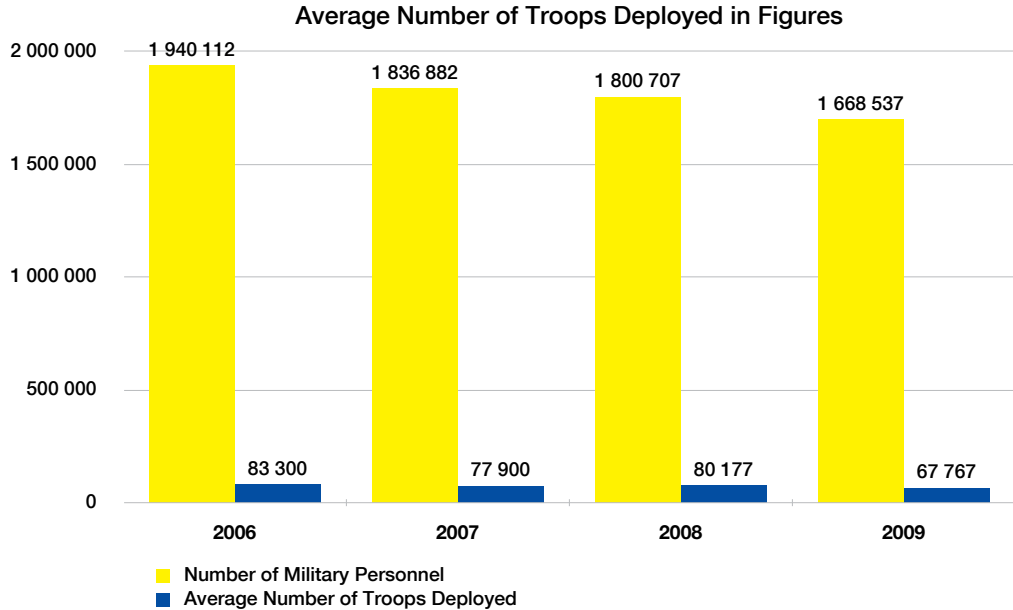


European Collaborative  
R&T Expenditure :  
12,8%

Other Collaborative  
R&T Expenditure :  
1,4%

\*Data has been revised

## DEPLOYABILITY - Average Number Deployed

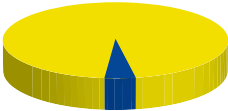


# DEPLOYABILITY - Average Number Deployed

## Average Number of Troops Deployed in Percentages

**2006**


Remaining Military Personnel :  
95,7%



Average Number of Troops Deployed :  
4,3%

**2007**

Remaining Military Personnel :  
95,8%



Average Number of Troops Deployed :  
4,2%

**2008**


Remaining Military Personnel :  
95,5%



Average Number of Troops Deployed :  
4,5%

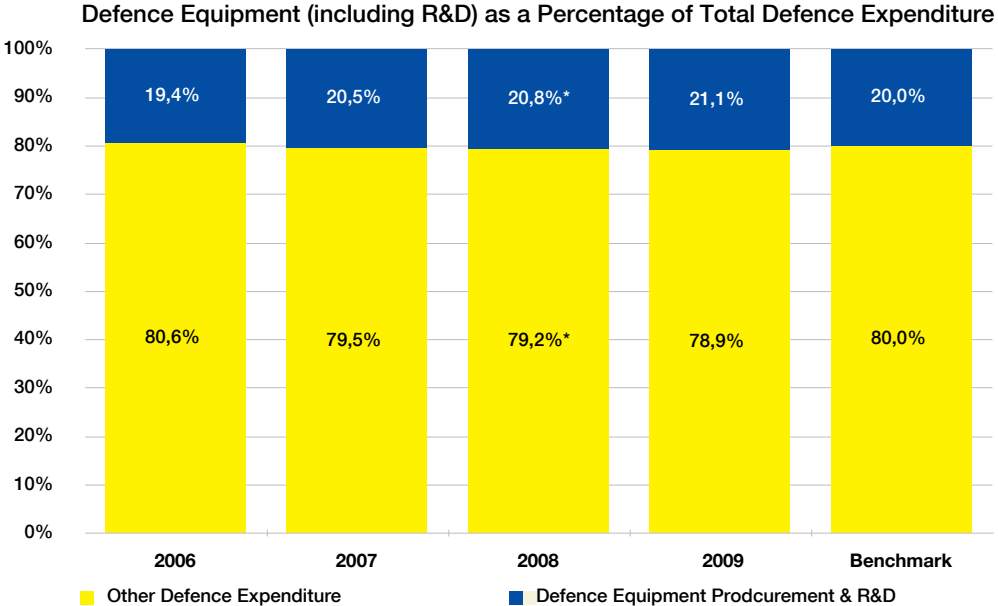
**2009**

Remaining Military Personnel :  
95,9%



Average Number of Troops Deployed :  
4,1%

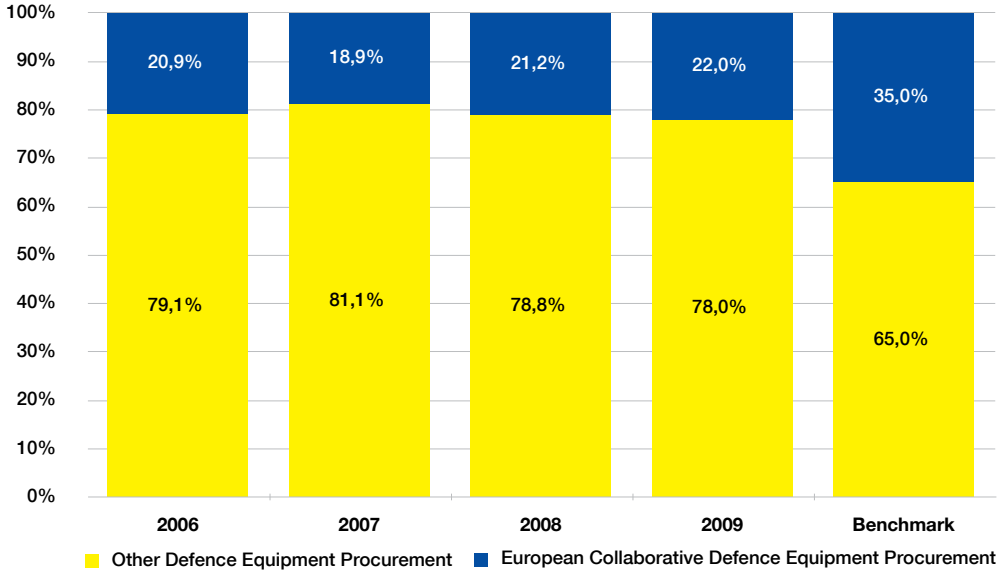
# BENCHMARKS



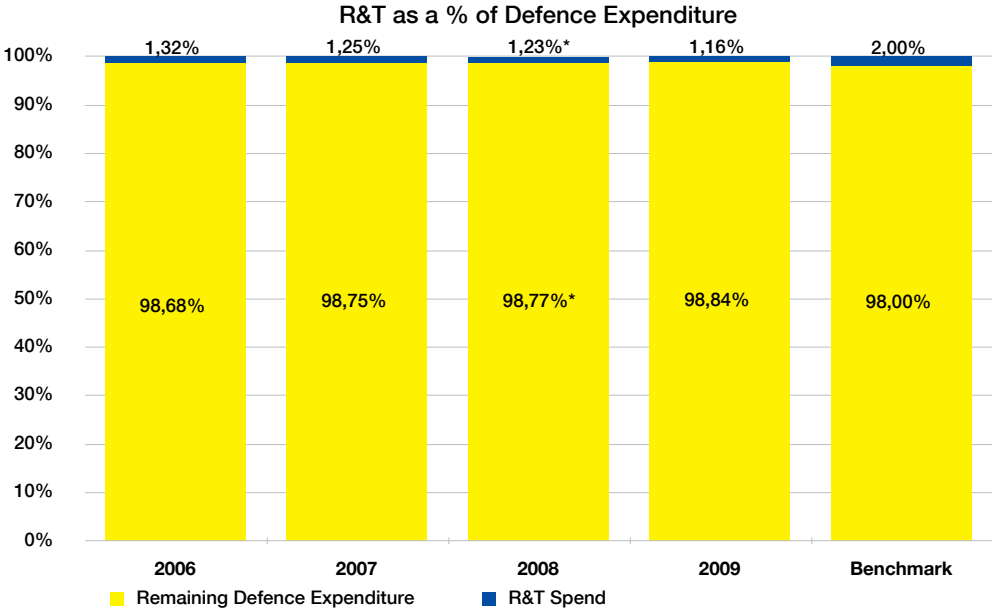
\*Data has been revised

# BENCHMARKS

## European Collaborative Defence Equipment Procurement as a Percentage of Equipment Procurement



# BENCHMARKS

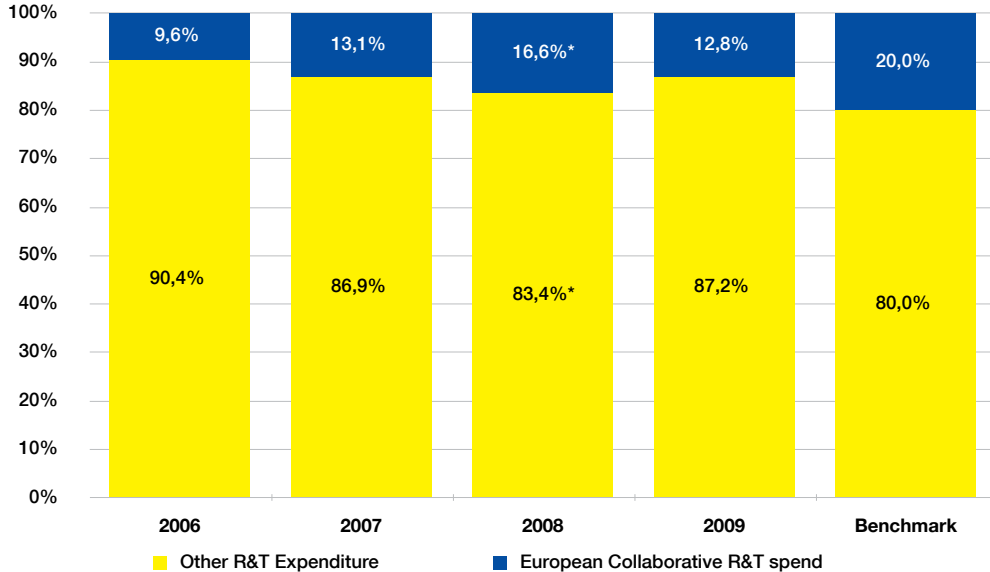


\*Data has been revised



# BENCHMARKS

## European Collaborative R&T as a Percentage of Total R&T



\*Data has been revised

# Explanatory Notes

Data collection is based on definitions approved by the participating Member States. The Definitions below have been shortened and edited for this publication.

- **Macro Economic Data:** GDP, General Government Expenditure and Population are based on data from Eurostat.
- **Total defence expenditure** is defined as total Ministry of Defence expenditure and defence related expenditure from other sources (other Ministries special budgetary lines).
- **Civilian personnel:** The authorised strength of all civilian personnel on 31 December of each year employed by all military establishments and the armed forces.
- **Military personnel:** The authorised strengths of all active military personnel on 31 December of each year.
- **Personnel expenditure:** All personnel related expenditure for military and civilian personnel.
- **Defence equipment procurement expenditure** includes expenditure for all major equipment categories.
- **Research and Development (R&D):** any R&D programmes up to the point where expenditure for production of equipment starts to be incurred.
- **Research and Technology (R&T)** is a subset of R&D: expenditure for basic research, applied research and technology demonstration for defence purposes.
- **Investment** is Equipment Procurement and R&D (including R&T).
- **Operation and Maintenance (O&M) expenditure:** covers O&M (spare parts and supplies) of major equipment; other equipment and supplies; and costs related to maintaining utilities and infrastructure.
- **Outsourcing:** is defence expenditure for which services have been contracted at the central level with service suppliers from outside the MoD and/or Armed Forces.

## Explanatory Notes

- **European Collaboration** is defined as a subset of Collaboration: agreement by at least two EU Member States Ministries of Defence for project or programme contracts. Possible non-EU partners share in such contracts is lower than 50%.
- **Other:** All expenditure that cannot be attributed to another category.
- **Other Collaborative Expenditure:** All collaborative expenditure that does not fall under the European Collaboration definition.
- **Average number of troops deployed:** Average number of troops deployed throughout the year.

## Additional Notes on the Data

- EDA is receiving the data from the Ministries of Defence of the 26 participating Member States. On occasions the data can be revised and this may have an impact on the overall aggregate figure. In order to have the most up to date data please check EDA's website for updates: <http://www.eda.europa.eu/>
- Data on GDP, General Government Expenditure and Population numbers have been collected from Eurostat. However, this data is occasionally revised which may impact some of the data used by EDA.
- The Data provided is at the aggregate level which can produce different figures from other sources due to rounding.
- For some spending categories a margin of error exists as accounting systems in the participating Member States differ. Nevertheless, the presented data presents the best publicly available figures.
- Comparisons are made for 2006, 2007, 2008 and 2009. It should be noted that more firm trend analysis will only be possible after several more years of data gathering.

# The European Defence Agency

The European Defence Agency was established under a Joint Action of the Council of Ministers on 12 July, 2004, «to support the Member States and the Council in their effort to improve European defence capabilities in the field of crisis management and to sustain the European Security and Defence Policy as it stands now and develops in the future”.

## FUNCTIONS AND TASKS

The European Defence Agency, within the overall mission set out in the Joint Action, is ascribed four functions, covering:

- developing defence capabilities;
- promoting Defence Research and Technology (R&T);
- promoting armaments co-operation;
- creating a competitive European Defence Equipment Market and strengthening the European Defence, Technological and Industrial Base.

All these functions relate to improving Europe’s defence performance, by promoting coherence. A more integrated approach to capability development will contribute to better defined future requirements on which collaborations - in armaments or R&T or the operational domain - can be built. More collaboration will, in turn, provide opportunities for industrial restructuring and progress towards the continental-scale demand and market, which industry needs.

**On this basis, the Agency’s tasks include:**

- to work for a more comprehensive and systematic approach to defining and meeting the capability needs of the Common Security and Defence Policy (CSDP);
- to promote European defence-relevant R&T, as vital both to a healthy defence technological and industrial base and to defining and satisfying future capability requirements. This will involve pursuing collaborative use of national Defence R&T funds, in the context of a European Defence R&T Strategy which identifies priorities;
- to promote European cooperation on defence equipment, both to contribute to defence capabilities and as a catalyst for further restructuring the European defence industry;
- to work, in close cooperation with the Commission, on steps towards an internationally competitive market for defence equipment in Europe.

The Agency’s «comparative advantage» should be its ability to comprehend all these agendas, and relate them so as to realise their synergies. Its special position should allow it to develop uniquely cogent analyses and proposals across the range of its activities.







European Defence Agency

Further statistical information and an overview  
of EDA activities are available on our website:

<http://www.eda.europa.eu>

T. +32(0)2 504 28 00

F. +32(0)2 504 28 25

[www.eda.europa.eu](http://www.eda.europa.eu)

[ppu@eda.europa.eu](mailto:ppu@eda.europa.eu)



Publications Office

ISBN 978-92-95075-01-6

