




# DEFENCE DATA



**European Defence Agency** *Building Capabilities for a Secure Europe*



# INTRODUCTION

The European Defence Agency is collecting defence data on an annual basis. The Ministries of Defence of the Agency's 26 participating Member States (all EU Member States except Denmark) provide the data. EDA acts as the custodian of the data. The data have been accounted for. They apply to the previous year. The data are broken down, based on a list of indicators approved by the Agency's Ministerial Steering Board. This list has four sections, represented in the headings of the data presented in this brochure:

- *General*: macro-economic data to show how defence budgets relate to GDP and overall government spending
- *Reform*: major categories of defence budget spending – personnel; investment, including research & technology; operations & maintenance and others – to show on what the defence budgets are spent
- *European collaboration*: for equipment procurement and R&T to show to what extent the Agency's participating Member States are investing together
- *Deployability*: military deployed in crisis management operations to show the ratio between deployments and the total number of military

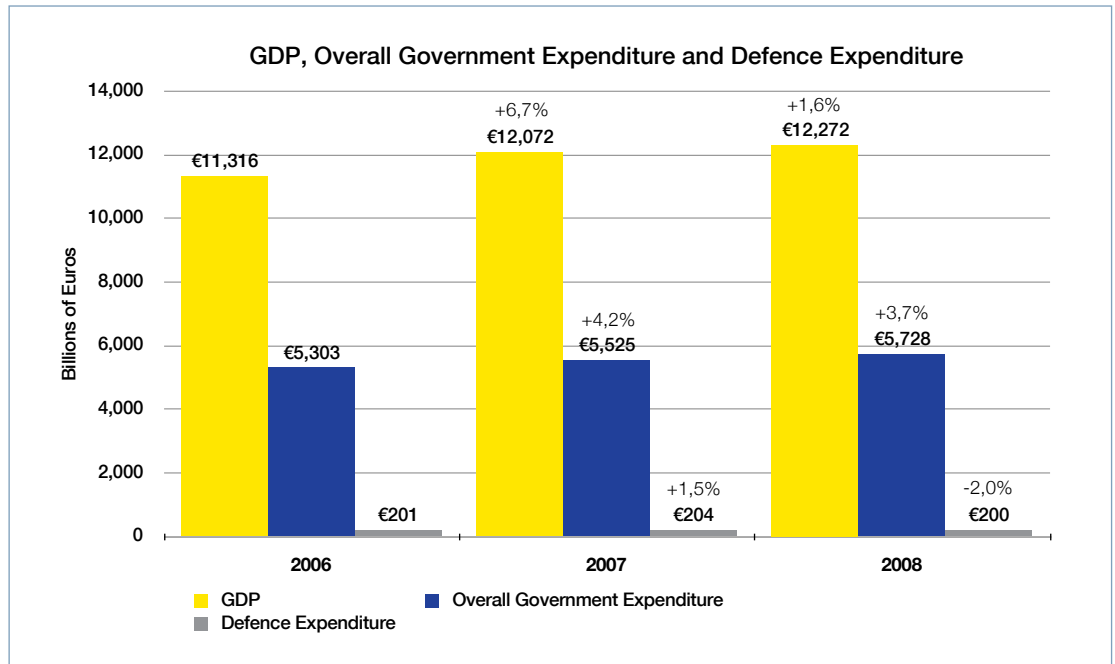
In November 2007 the Ministerial Steering Board approved four collective benchmarks for investment:

- Equipment procurement (including R&D/R&T): 20% of total defence spending
- European collaborative equipment procurement: 35% of total equipment spending
- Defence Research & Technology: 2% of total defence spending
- European collaborative Defence R&T: 20% of total defence R&T spending

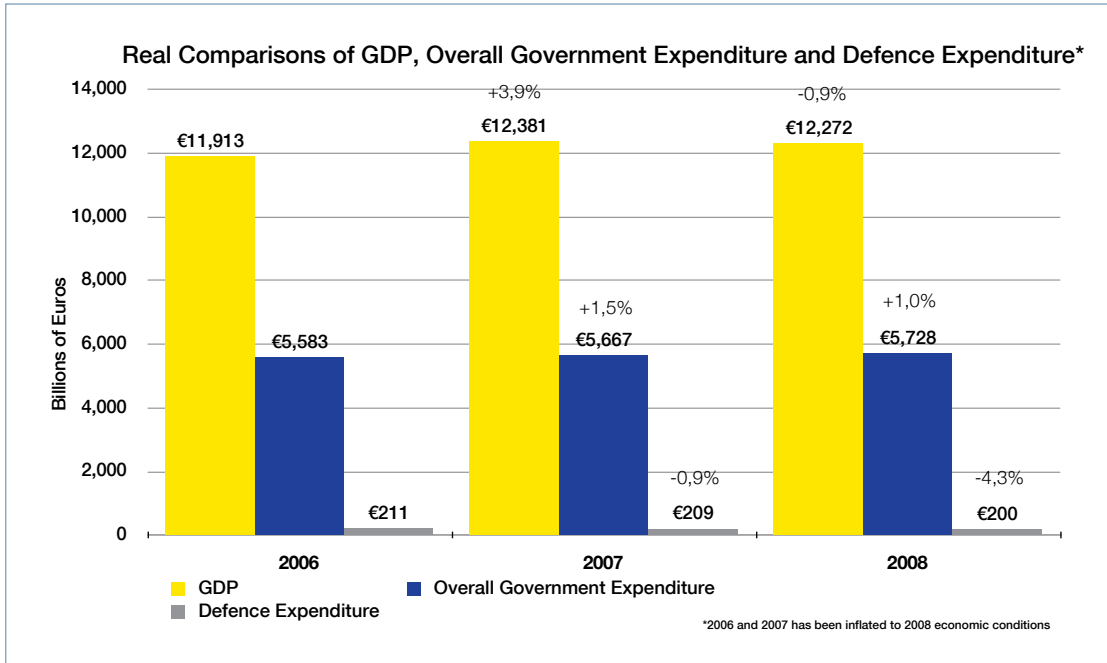
These benchmarks are collective: they apply to the total sum spent by all participating Member States together. They are voluntary in the sense turning them into national targets is optional. There are no timelines for realising these benchmarks. In its final section this brochure provides the results of the collective benchmarks.

The definitions, used for the gathering of the data, and some general caveats are listed at the end of the brochure.

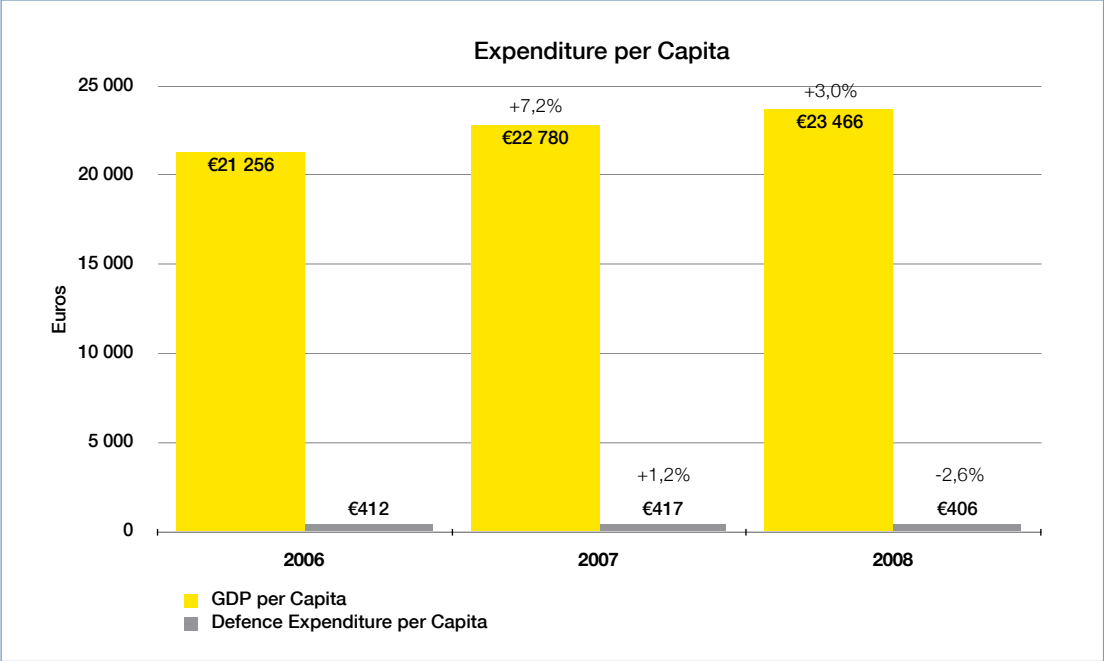
# GENERAL – Macro Economic Data



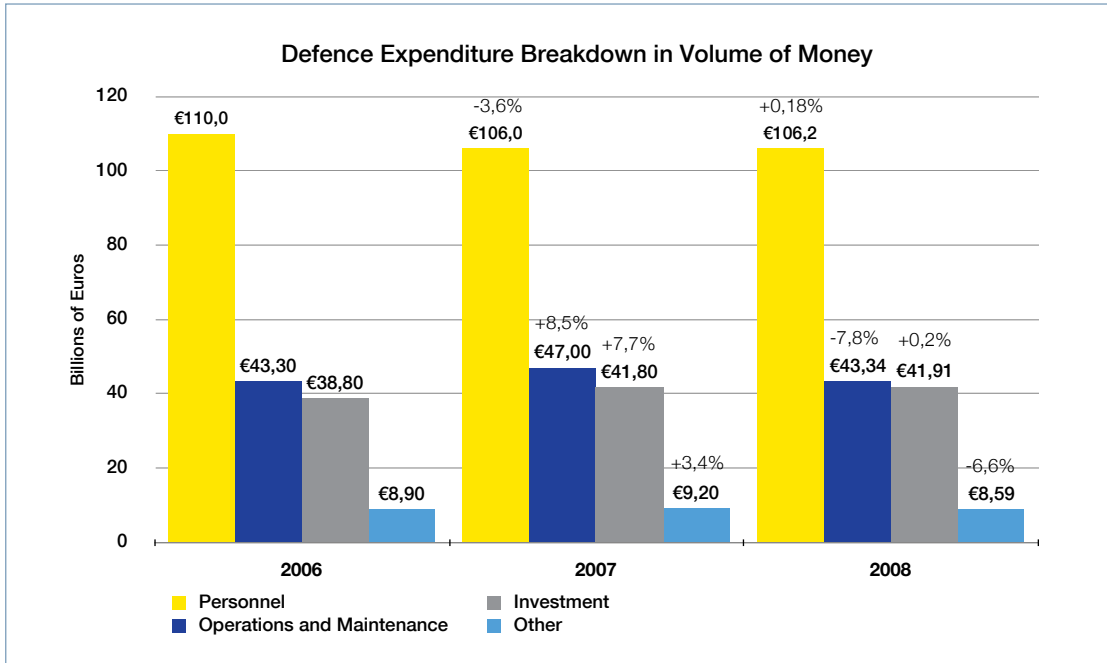
# GENERAL – Macro Economic Data



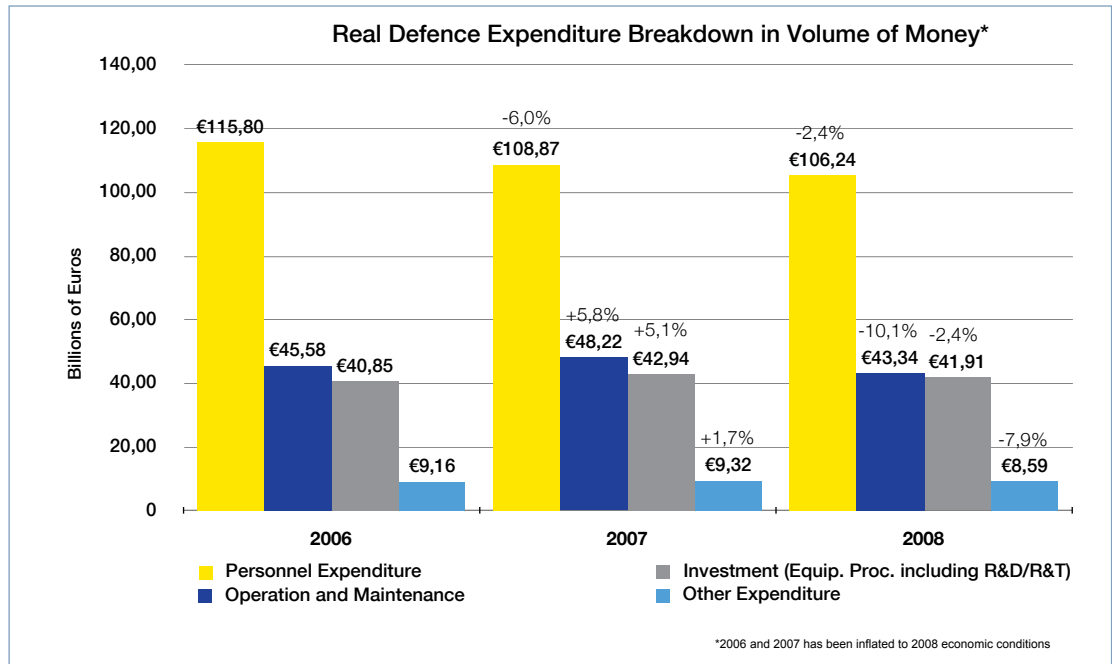
# GENERAL – Expenditure per Capita



# REFORM – Defence Expenditure Breakdown

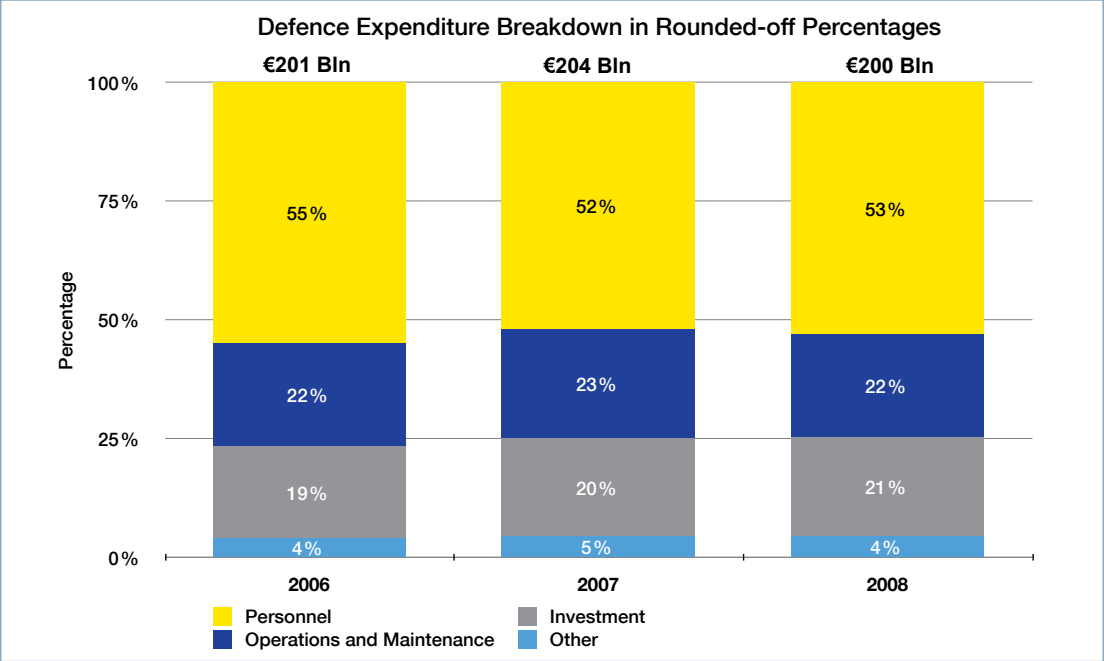


# REFORM – Defence Expenditure Breakdown



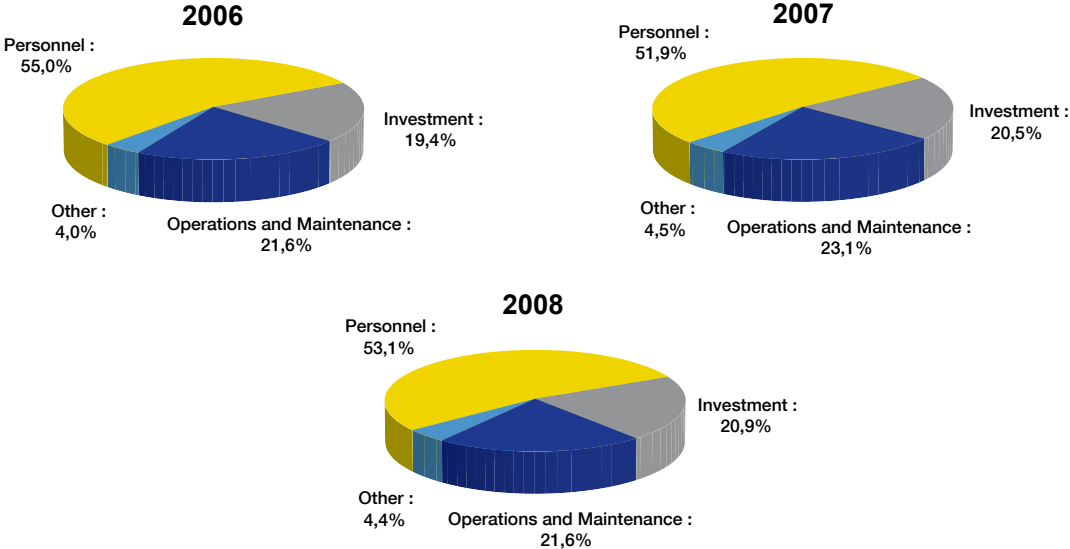


# REFORM – Defence Expenditure Breakdown



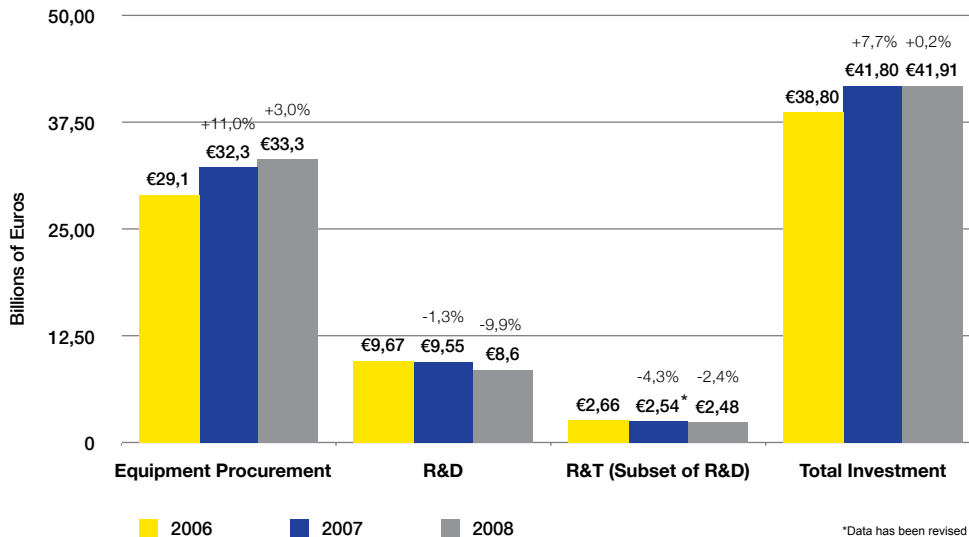
# REFORM – Defence Expenditure Breakdown

Defence Expenditure Breakdown in Exact Percentages



# REFORM – Investment Breakdown

## Equipment Procurement and R&D/R&T in Volume of Money

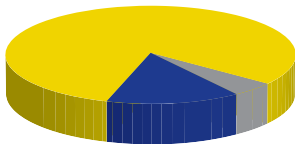


# REFORM – Investment Breakdown

## Equipment Procurement and R&D/R&T in Exact Percentages

**2006**

Other Defence Expenditure :  
80,6%




Defence equipment  
procurement : 14,6%

R&D (Includes R&T) :  
4,8%  
R&T: 1,32%

19,4%

**2007**

Other Defence Expenditure :  
79,5%



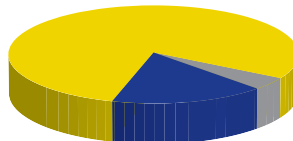
Defence Equipment  
Procurement :  
15,8%

R&D (includes R&T) :  
4,7%  
R&T: \*  
1,25%

20,5%

**2008**

Other Defence Expenditure :  
79,1%



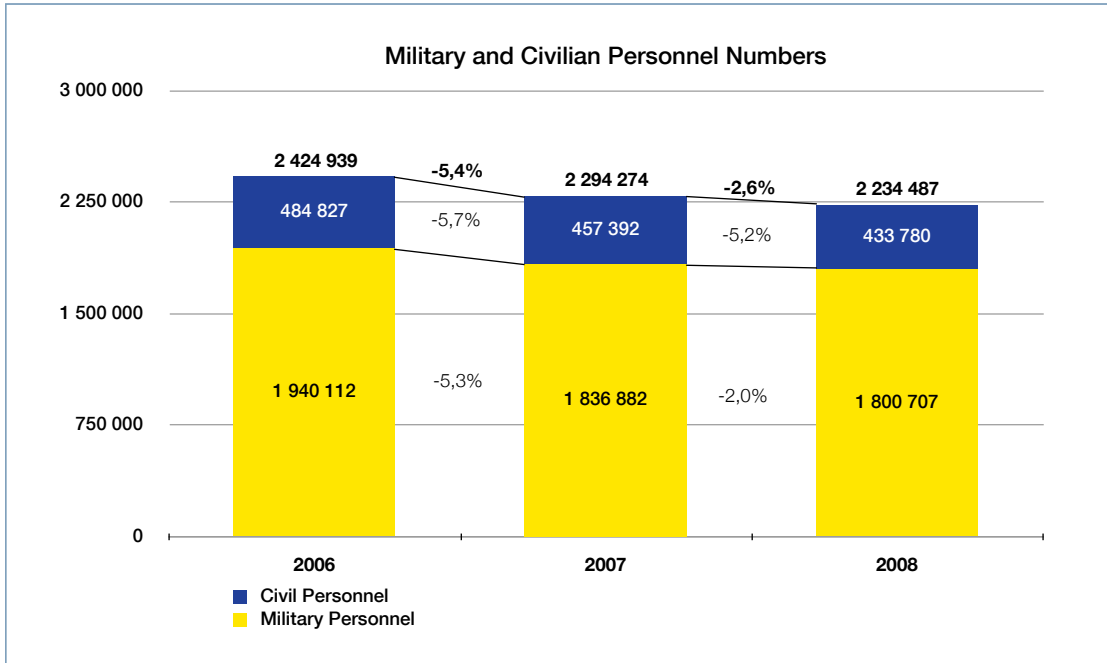
Defence Equipment  
Procurement :  
16,6%

R&D (includes R&T) :  
4,3%  
R&T:  
1,24%

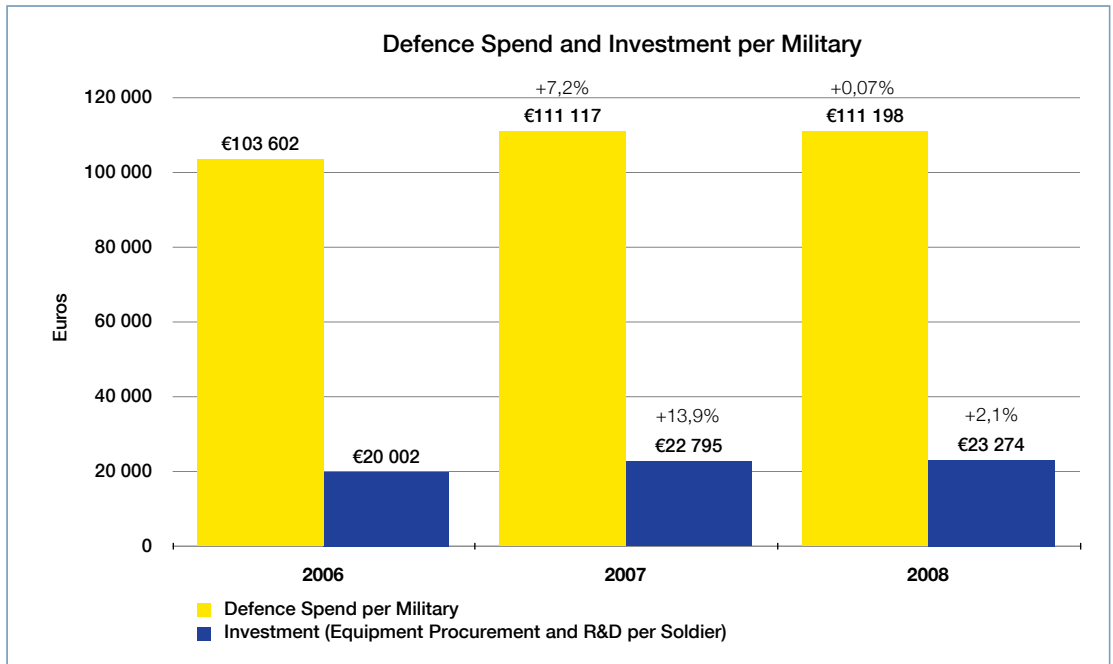
20,9%

\*Data has been revised

# REFORM - Personnel



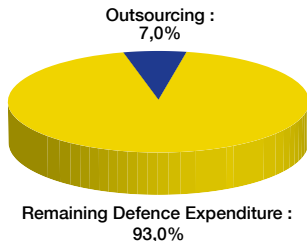
## REFORM – Expenditure per Military



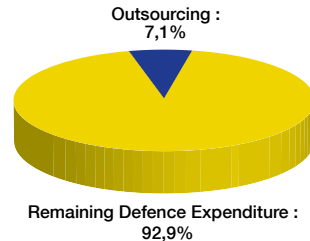
# REFORM - Outsourcing

## Outsourcing in Volume of Money and Percentages

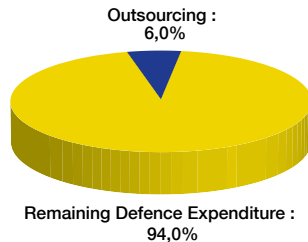
**Total Outsourcing 2006 : € 14,1 bln**



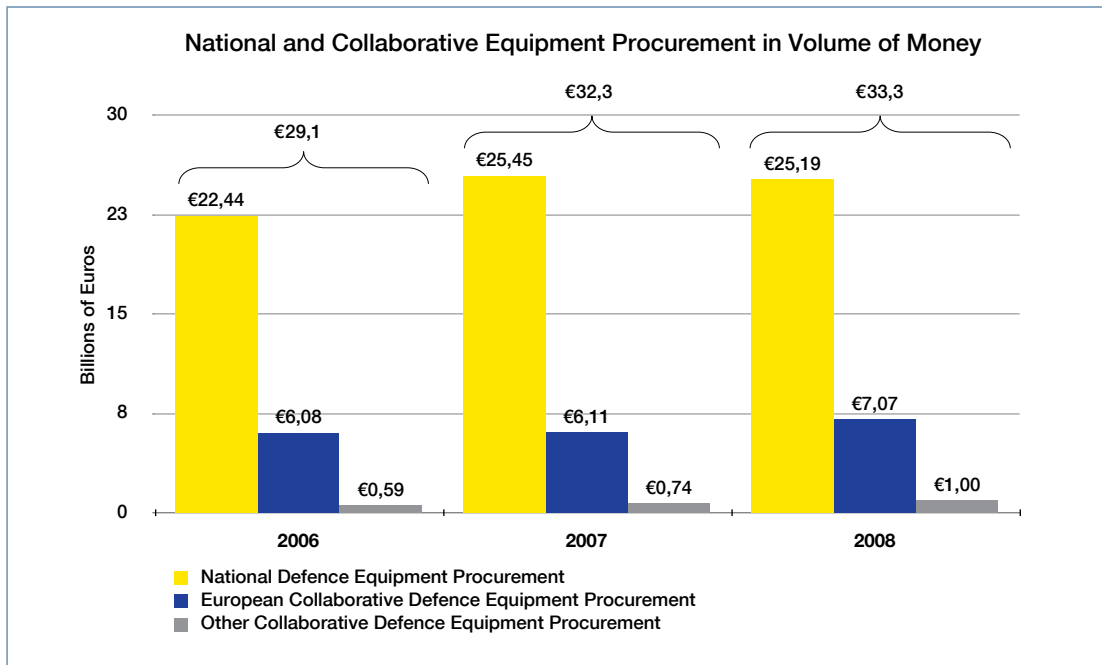
**Total Outsourcing 2007 : € 14,4 bln**



**Total Outsourcing 2008 : € 12,0 Bln**



## EUROPEAN COLLABORATION – Equipment Procurement

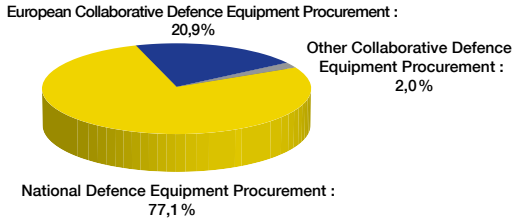




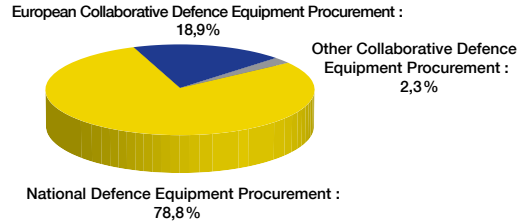
# EUROPEAN COLLABORATION – Equipment Procurement

## National and Collaborative Equipment Procurement in Percentages

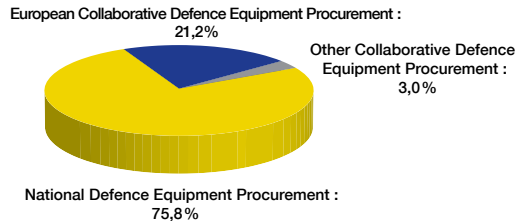
**2006**



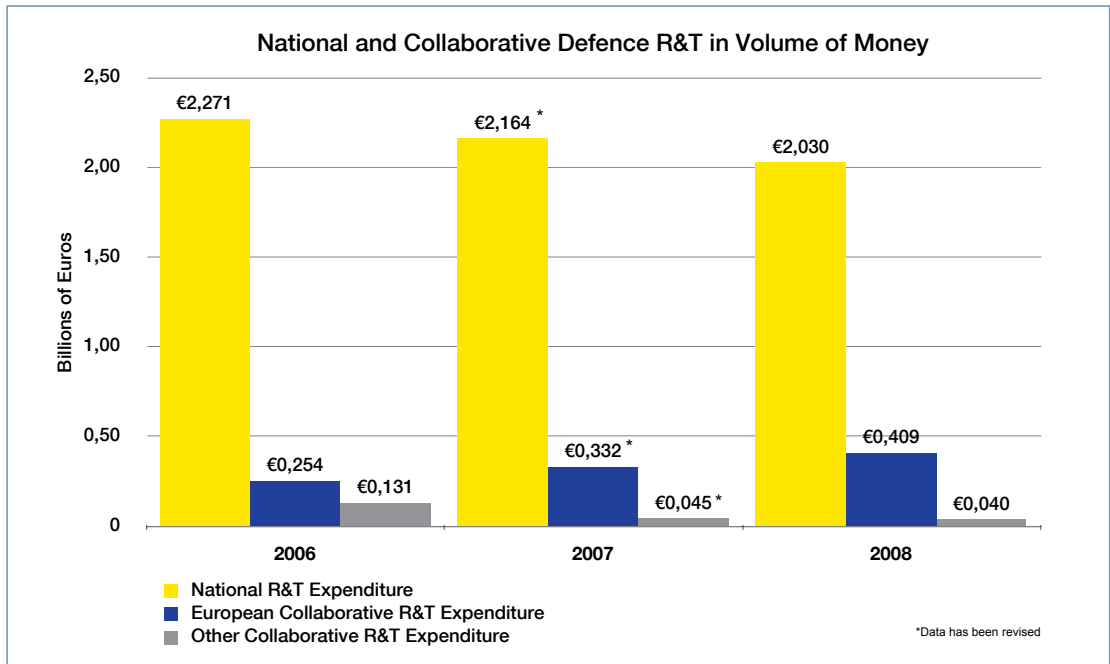
**2007**



**2008**



# EUROPEAN COLLABORATION – R&T

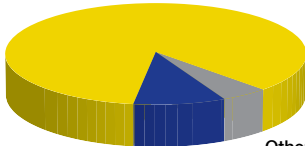


# EUROPEAN COLLABORATION – R&T

## National and Collaboration Defence R&T in Percentages

**2006**

National R&T Expenditure :  
85,5%

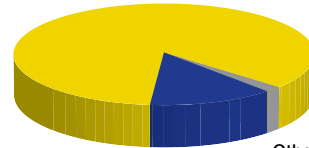


European Collaborative  
R&T Expenditure :  
9,6%

Other Collaborative  
R&T Expenditure :  
4,9%

**2007\***

National R&T Expenditure :  
85,1%

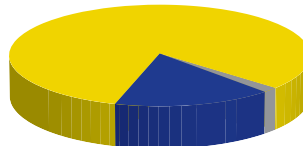


European Collaborative  
R&T Expenditure :  
13,1%

Other Collaborative  
R&T Expenditure :  
1,8%

**2008**

National R&T Expenditure :  
81,9%

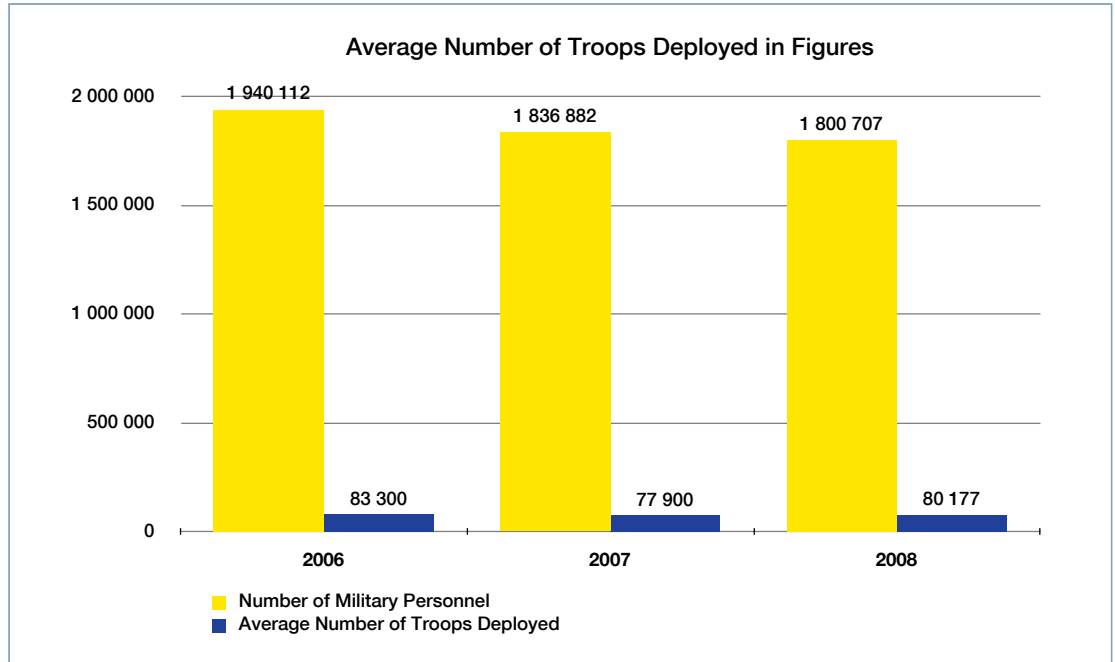


European Collaborative  
R&T Expenditure :  
16,5%

Other Collaborative  
R&T Expenditure :  
1,6%

\*Data has been revised

## DEPLOYABILITY - Average Number Deployed




# DEPLOYABILITY – Average Number Deployed

## Average Number of Troops Deployed in Percentages

**2006**


Remaining Military Personnel :  
95,7%



Average Number of Troops Deployed :  
4,3%

**2007**


Remaining Military Personnel :  
95,8%



Average Number of Troops Deployed :  
4,2%

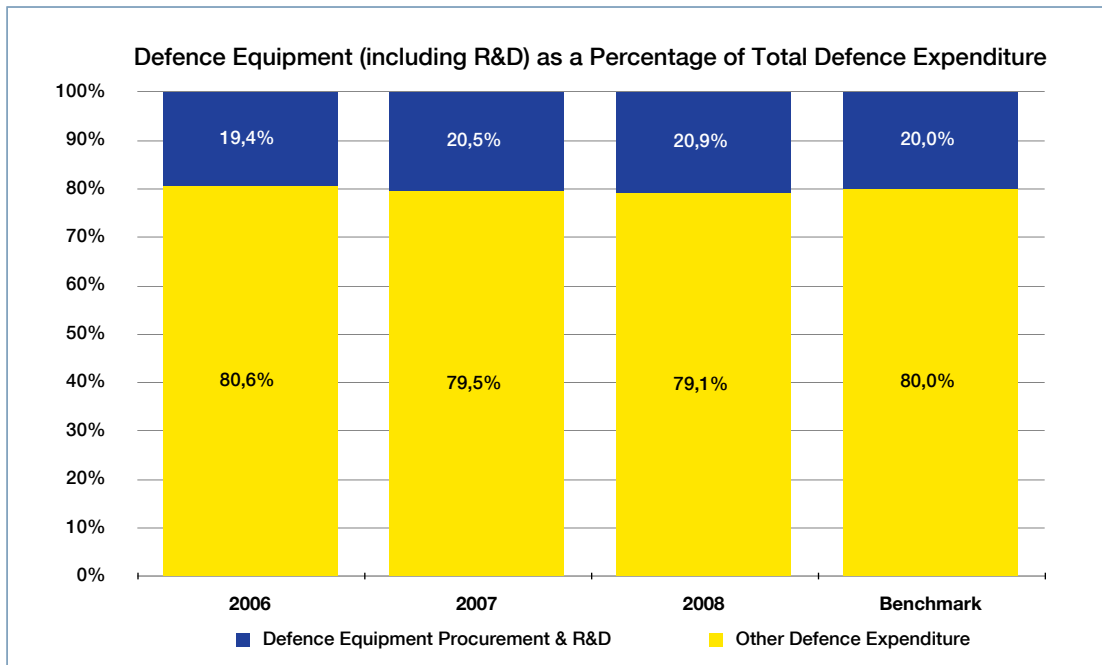
**2008**

Remaining Military Personnel :  
95,5%

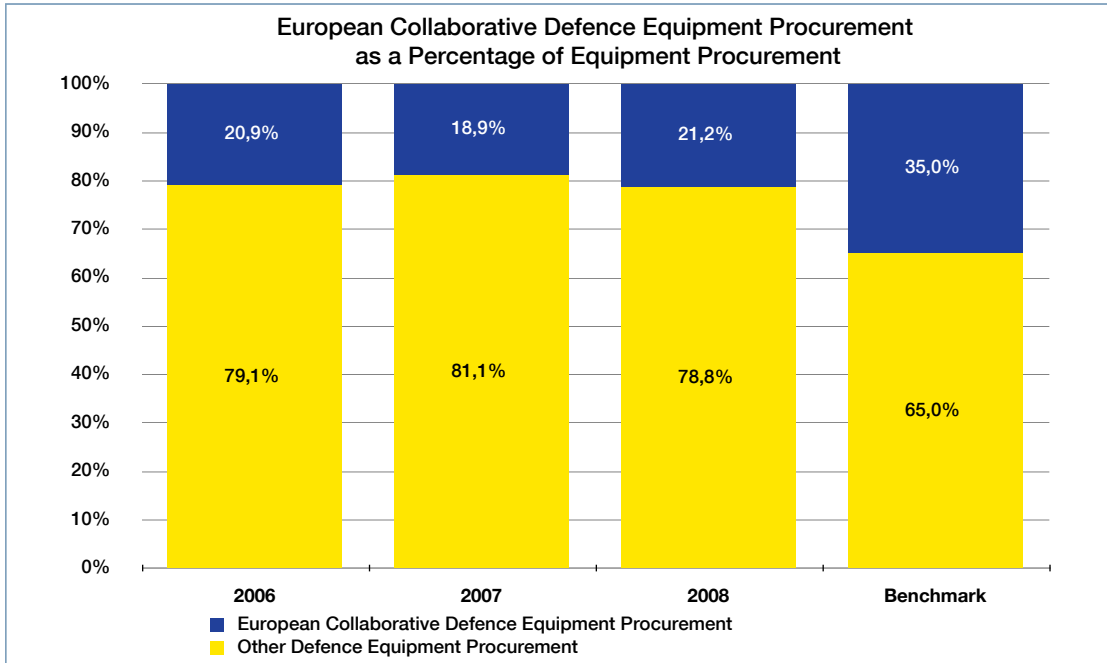


Average Number of Troops Deployed :  
4,5%

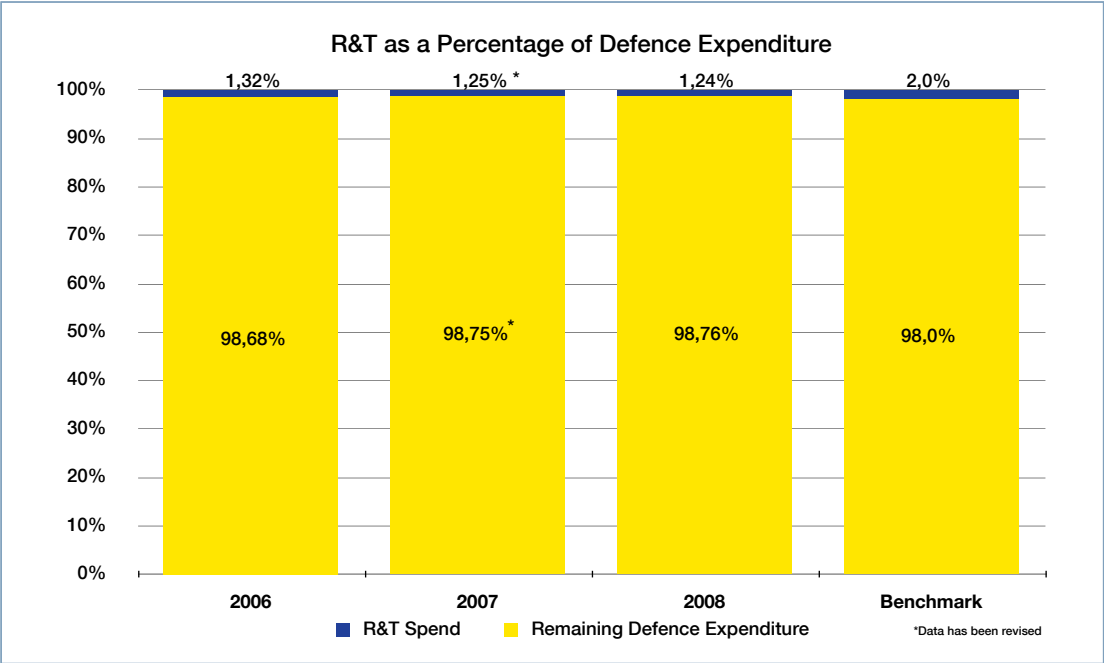
# BENCHMARKS



# BENCHMARKS



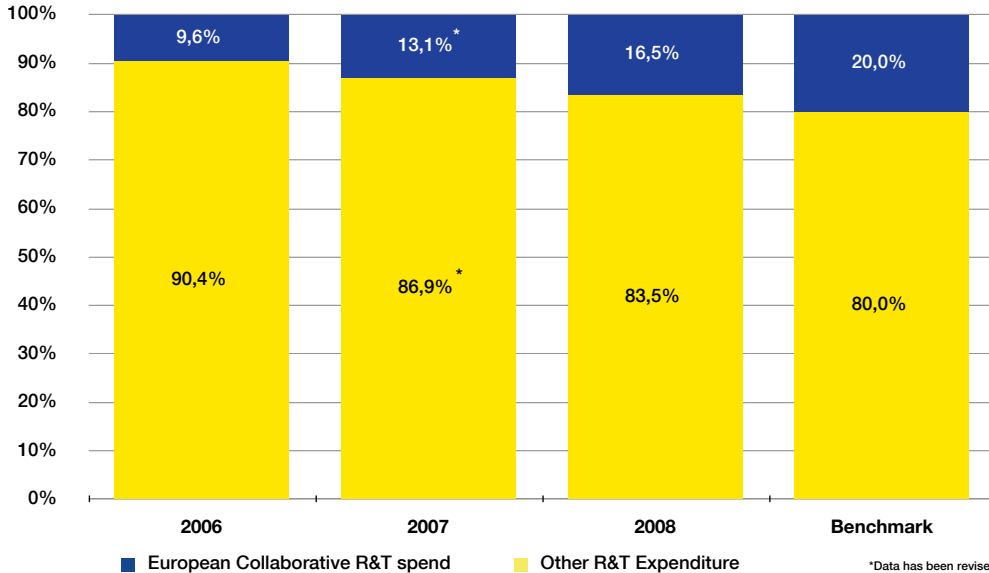
# BENCHMARKS





# BENCHMARKS

## European Collaborative R&T as a Percentage of Total R&T



## Explanatory Notes

Data collection is based on definitions approved by the participating Member States. The Definitions below have been shortened and edited for this publication.

- **Macroeconomic Data:** GDP, General Government Expenditure and Population are based on data from Eurostat.
- **Total defence expenditure** is defined as total Ministry of Defence expenditure and defence related expenditure from other sources (other Ministries special budgetary lines).
- **Civilian personnel:** The authorised strength of all civilian personnel on 31 December of each year employed by all military establishments and the armed forces.
- **Military personnel:** The authorised strengths of all active military personnel on 31 December of each year.
- **Personnel Expenditure:** 1) Pay and allowances paid to: military personnel; civilian personnel.  
2) Pensions – only if paid directly by the MoD: retired military personnel; retired civilian employees.
- **Defence equipment procurement** expenditure includes expenditure for all major equipment categories.
- **Research and Development (R&D):** any R&D programmes up to the point where expenditure for production of equipment starts to be incurred.
- **Research and Technology (R&T)** is a subset of R&D: expenditure for basic research, applied research and technology demonstration for defence purposes.
- **Investment is Equipment Procurement** and R&D (including R&T).
- **Operation and Maintenance (O&M) expenditure:** covers O&M (spare parts and supplies) of major equipment; other equipment and supplies; and costs related to maintaining utilities and infrastructure.
- **Outsourcing:** is defence expenditure for which services have been contracted at the central level with service suppliers from outside the MoD and/or Armed Forces.

## Explanatory Notes

- **European Collaboration** is defined as a subset of Collaboration: agreement by at least two EU Member States Ministries of Defence for project or programme contracts. Possible non-EU partners share in such contracts is lower than 50%.
- **Other:** All expenditure that cannot be attributed to another category.
- **Other Collaborative Expenditure:** All collaborative expenditure that does not fall under the European Collaboration definition.
- **Average number of troops deployed:** Average number of troops deployed throughout the year.

## Additional Notes on the Data

- EDA is receiving the data from the Ministries of Defence of the 26 participating Member States. On occasions the data can be revised and this may have an impact on the overall aggregate figure. In order to have the most up to date data please check EDA's website for updates: <http://www.eda.europa.eu/>
- Data on GDP, General Government Expenditure and Population numbers have been collected from Eurostat. However, this data is occasionally revised which may impact some of the data used by EDA.
- The Data provided is at the aggregate level which can produce different figures from other sources due to rounding.
- For some spending categories a margin of error exists as accounting systems in the participating Member States differ. Nevertheless, the presented data presents the best publicly available figures.
- Comparisons are made for 2006, 2007 and 2008. It should be noted that more firm trend analysis will only be possible after several years of data gathering.
- Significant changes in the exchange rates with the Euro has had a considerable impact on the 2008 data; the lower amount of defence expenditure is partly caused by significant drops of some of the pMS' currencies exchange rates to the euro.

# THE EUROPEAN DEFENCE AGENCY

The European Defence Agency was established under a Joint Action of the Council of Ministers on 12 July, 2004, «to support the Member States and the Council in their effort to improve European defence capabilities in the field of crisis management and to sustain the European Security and Defence Policy as it stands now and develops in the future».

## FUNCTIONS AND TASKS

The European Defence Agency, within the overall mission set out in the Joint Action, is ascribed four functions, covering:

- developing defence capabilities;
- promoting Defence Research and Technology (R&T);
- promoting armaments co-operation;
- creating a competitive European Defence Equipment Market and strengthening the European Defence, Technological and Industrial Base.

All these functions relate to improving Europe's defence performance, by promoting coherence. A more integrated approach to capability development will contribute to better defined future requirements on which collaborations - in armaments or R&T or the operational domain - can be built. More collaboration will, in turn, provide opportunities for industrial restructuring and progress towards the continental-scale demand and market, which industry needs.

### On this basis, the Agency's tasks include:

- to work for a more comprehensive and systematic approach to defining and meeting the capability needs of the European Security and Defence Policy (ESDP);
- to promote European defence-relevant R&T, as vital both to a healthy defence technological and industrial base and to defining and satisfying future capability requirements. This will involve pursuing collaborative use of national Defence R&T funds, in the context of a European Defence R&T Strategy which identifies priorities;
- to promote European cooperation on defence equipment, both to contribute to defence capabilities and as a catalyst for further restructuring the European defence industry;
- to work, in close cooperation with the Commission, on steps towards an internationally competitive market for defence equipment in Europe.

The Agency's «comparative advantage» should be its ability to comprehend all these agendas, and relate them so as to realise their synergies. Its special position should allow it to develop uniquely cogent analyses and proposals across the range of its activities.







Further statistical information and an overview of EDA activities are available on our website:

<http://www.eda.europa.eu>



T. +32(0)2 504 28 00  
F. +32(0)2 504 28 15  
[www.eda.europa.eu](http://www.eda.europa.eu)  
[ppu@eda.europa.eu](mailto:ppu@eda.europa.eu)