

2018 Consolidated Annual Performance  
and  
Evaluation Report (CAPER)  
for  
Community Development Block Grant and Home  
Investment Partnerships Program

COMMUNITY  
DEVELOPMENT  
SERVICES

1803 Greenfield Plaza

---

P.O. Box 1000  
Bryan, TX 77805

Phone: 979-209-5175  
Fax: 979-209-5184



This document is available on the City of Bryan's website:  
<http://www.bryantx.gov/community-development>

**TABLE OF CONTENTS**

**2018 CAPER**

**CR-05 Goals And Outcome .....1 – 8**  
**CR-10 Racial and Ethnic Composition of Families Assisted .....9 - 10**  
**CR-15 Resources and Investments .....11 - 17**  
**CR-20 Affordable Housing .....18 - 20**  
**CR-25 Homeless And Other Special Needs .....21 - 26**  
**CR-30 Public Housing .....27 - 28**  
**CR-35 Other Actions.....29 - 37**  
**CR-40 Monitoring..... 38**  
**CR-45 CDBG ..... 39**  
**CR-50 HOME .....40 - 43**

**ATTACHMENTS**

**ATTACHMENT – 1 .....44 - 167**

**IDIS Reports** (PR03, PR10, PR23, PR25, PR26, PR83, PR84, PR85, PR22, PR27)

**ATTACHMENT – 2 ..... 168 - 194**

**Financial and Performance Reports** (PR26, Financial Summary Attachment and LOCCS Reconciliation, Financial Summary Adjustments and Program Income Summary, Program Evaluation and Assessment of Goals, Annual HOME Program Performance Report, HOME Activities Summaries – Grantee Performance Report, Remaining HOME Balances, Financial Summary – GPR, HOME Loans Reported in CAPER / IDIS, CDBG Housing Loans Reported in CAPER / IDIS, CDBG/HOME Expenditure and Allocation Charts, Performance Measures)

**ATTACHMENT – 3 ..... 195 - 202**

**Project and Demographic Maps** (Low-Moderate Income Area Map, Hispanic Concentration Map, Black Concentration Map, Administration and Public Services Agency Map, Minor Repair Project Map, Housing Reconstruction, New Development, and Demolition Project Map, Downpayment Assistance Project Map)

**ATTACHMENT – 4 .....203 - 205**

**CoC and PIT Count Information**

**ATTACHMENT – 5 .....206 - 211**

**Monitoring, Affidavit, FHEO Summary** (Program Monitoring and Compliance Standards and Procedures, Affidavit of Publication for 2018 CAPER Public Notices, 2018 CDBG Beneficiary Summary)



## CR-05 - Goals and Outcomes

### Progress the jurisdiction has made in carrying out its strategic plan and its action plan. 91.520(a)

This could be an overview that includes major initiatives and highlights that were proposed and executed throughout the program year.

In PY2018, the City of Bryan received \$823,293 in CDBG (prior balance of \$296,578.66), \$343,707 of HOME, and \$24,898.66 of CDBG Program Income (PI) from housing programs with prior unspent HOME funds of \$592,118.07 and \$2,909.77 prior year program income and \$115,617.15 (\$5,000 being recaptured funds). current year program income. Approximately \$860,837.76 of other non-grant funds were leveraged in delivery of housing services and approximately \$1,798,637.29 of other federal, state/local, and private funds were leveraged in delivery of non-housing, public service agency program efforts. Unspent CDBG at beginning of PY2018 was \$296,578.66. Other agencies also made funds available to meet needs (See Section CR-15, Table 3). During development of Bryan's 2018 Annual Action Plan (AAP), the city's Consolidated Plan (CP) and its Strategic Plan, Needs Assessment, and Market Analysis were consulted. During Development of the CP, the City assessed economic, housing, homelessness, public service, public facility, and infrastructure needs. This led to a prioritization of needs and development of program goals and objectives. In PY2018, the City expended \$1,164,912.28 of CDBG, HOME, and PI to address these needs as follows (See Attachments 1 and 2 for detailed financial, demographic, and expenditure data).

#### CDBG (\$823,293 PY2018 Grant Allocation)

Administration (\$164,658.00) funded, expenditures \$159,793.24.

Homeowner Housing Assistance (\$488,141.00/2018 CDBG grant funds allocated): Major rehabilitation/reconstruction, minor repair, voluntary demolition, staff program delivery (PD), and other related costs: 62 minor repair projects completed and one major rehabilitation underway. Also utilized were carryover funds from previous grant year funding (\$283,999.66 (includes program income) with \$540,535.92 CDBG funds expended for all housing minor repair and major housing rehabilitation/reconstruction and program delivery.

Down Payment Assistance (DPA) (\$47,000.00/2018 funds allocated) and prior year DPA funds of \$12,579.00 4 households provided DPA using \$26,903.85 in current and prior year funds (\$6,104.25 of total was program income) and applications were being processed for future home buyer assistance.

Public Service Agency Programs (\$123,494.00/2018 grant funds allocated): Funds spent totaled \$120,224.38 and included Bryan Parks and Recreation Summer Camp (\$31,730.28): operating expenses for camp activities in low- and moderate-income neighborhood parks – 480 unduplicated clients served. Brazos Valley Food Bank, Together We Grow (\$21,247.00): casework and supportive services to include job training and workplace support to help clients become food-secure - 23 unduplicated clients served. Twin City Mission the Bridge Case Management Assistance Program (\$27,000.00): case management and support services for homeless families – 738 unduplicated clients served. Catholic Charities of Central Texas Financial Stability Program (\$5,000.00): provides rental, utility, case management, and referral assistance – 478 unduplicated clients served. Brazos Valley Rehab Center, Counseling and Case Management (\$5,247.00): in-home counseling and case management services to Rehab Center clients – 215 unduplicated clients served. Voices for Children, CASA (Court Appointed Advocates) (\$30,000.00): staff and benefit expenses so as to provide court appointed advocates for children in the child welfare system of Texas – 396 unduplicated clients served. Funds utilized were 2018 grant funds. Approximately \$1,798,637.29 of other federal, state/local, and private funds were leveraged in delivery of non-housing, public service agency program efforts.

**HOME** (\$343,707 PY2018 Grant Allocation)

Administration (\$34,371.00) funded with \$26,537.98 expended.

Home Owner Housing Assistance (\$179,780.00/2018 funds allocated): 1 household provided major housing reconstruction and one under way at years end. Prior year funding, prior year recaptured funds, prior year program income and current program income used for these activities was \$161,229.60.

Down Payment Assistance (DPA) (\$78,000.00/2018 funds allocated): 3 households provided DPA (Prior year funds were \$217,482.44) and applications were being processed for future home buyer assistance with \$18,988.96 in program income and \$11,955.72 in prior year grants funds spent.

Community Housing Development Organizations (CHDO) (\$51,556.00/2018 funds): 2 CHDO projects (development of affordable rental units) were completed using prior year CHDO funding allocations for a total of \$88,435.90.

**Comparison of the proposed versus actual outcomes for each outcome measure submitted with the consolidated plan and explain, if applicable, why progress was not made toward meeting goals and objectives. 91.520(g) Categories, priority levels, funding sources and amounts, outcomes/objectives, goal outcome indicators, units of measure, targets, actual outcomes/outputs, and percentage completed for each of the grantee’s program year goals.**

Goal	Category	Source / Amount	Indicator	Unit of Measure	Expected – Strategic Plan	Actual – Strategic Plan	Percent Complete	Expected – Program Year	Actual – Program Year	Percent Complete
Homeless Objective 1.1 & 1.2	Homeless	CDBG: \$0 / HOME: \$0	Tenant-based rental assistance / Rapid Rehousing	Households Assisted	100	4558	4,558.00%			
Homeless Objective 1.1 & 1.2	Homeless	CDBG: \$0 / HOME: \$0	Other	Other	0	0		100	1245	1,245.00%
Homeless Objective 2.1 & 2.3	Homeless	CDBG: \$0 / HOME: \$0	Public service activities other than Low/Moderate Income Housing Benefit	Persons Assisted	0	738		0	738	
Homeless Objective 2.1 & 2.3	Homeless	CDBG: \$0 / HOME: \$0	Homeless Person Overnight Shelter	Persons Assisted	0	738		0	738	
Homeless Objective 2.1 & 2.3	Homeless	CDBG: \$0 / HOME: \$0	Other	Other	500	2173	434.60%	100	259	259.00%
Homeless Objective 3.1	Homeless	CDBG: \$0 / HOME: \$0	Other	Other	10	11	110.00%	2	3	150.00%
Housing Plan Objective 3.1 & 3.2	Affordable Housing	CDBG: \$0 / HOME: \$0	Other	Other	15	25	166.67%	3	9	300.00%

Housing Objective 2.2	Affordable Housing	CDBG: \$0 / HOME: \$0	Other	Other	20	20	100.00%	4	4	100.00%
Housing Objective 1.2	Affordable Housing	CDBG: \$0 / HOME: \$0	Other	Other	15	25	166.67%	3	9	300.00%
Housing Objective 1.4	Affordable Housing	CDBG: \$0 / HOME: \$0	Housing Code Enforcement/Foreclosed Property Care	Household Housing Unit	50	74	148.00%			
Housing Objective 1.4	Affordable Housing	CDBG: \$0 / HOME: \$0	Other	Other	0	0		10	47	470.00%
Housing Plan Objective 1.1	Affordable Housing	CDBG: \$175000 / HOME: \$0	Homeowner Housing Added	Household Housing Unit	100	180	180.00%			
Housing Plan Objective 1.1	Affordable Housing	CDBG: \$175000 / HOME: \$0	Homeowner Housing Rehabilitated	Household Housing Unit	0	0		20	62	310.00%
Housing Plan Objective 1.3	Affordable Housing	CDBG: \$313141 / HOME: \$179780.25	Homeowner Housing Rehabilitated	Household Housing Unit	15	7	46.67%	3	1	33.33%
Housing Plan Objective 1.5	Affordable Housing	CDBG: \$0 / HOME: \$51556.05	Rental units constructed	Household Housing Unit	5	1	20.00%	1	2	200.00%
Housing Plan Objective 2.1	Affordable Housing	CDBG: \$47000 / HOME: \$78000	Direct Financial Assistance to Homebuyers	Households Assisted	50	32	64.00%	10	7	70.00%
Housing Plan Objective 4.1-4.3	Affordable Housing	CDBG: \$0 / HOME: \$0	Other	Other	5	8	160.00%	1	2	200.00%

Non Housing Plan Objective 1.2	Non-Housing Community Development	CDBG: \$0 / HOME: \$0	Other	Other	10	61	610.00%	2	33	1,650.00%
Non Housing Objective 1.3	Non-Housing Community Development	CDBG: \$0 / HOME: \$0	Other	Other	60	42	70.00%	12	12	100.00%
Non Housing Plan Objective 1.1	Non-Housing Community Development	CDBG: \$123494 / HOME: \$0	Public service activities other than Low/Moderate Income Housing Benefit	Persons Assisted	14000	8670	61.93%	1965	2330	118.58%
Non Housing Plan Objective 2.1	Non-Housing Community Development	CDBG: \$0 / HOME: \$0	Overnight/Emergency Shelter/Transitional Housing Beds added	Beds	10	0	0.00%			
Non Housing Plan Objective 2.1	Non-Housing Community Development	CDBG: \$0 / HOME: \$0	Other	Other	0	0		2	1	50.00%
Non Housing Plan Objective 2.2	Non-Housing Community Development	CDBG: \$0 / HOME: \$0	Other	Other	10	2	20.00%	2	0	0.00%
Non Housing Plan Objective 3.1 & 3.2	Non-Housing Community Development	CDBG: \$0 / HOME: \$0	Other	Other	1	0	0.00%	2	0	0.00%

Non Housing Plan Objective 4.1	Non-Housing Community Development	CDBG: \$0 / HOME: \$0	Other	Other	1	7	700.00%	2	3	150.00%
Non Housing Plan Objective 4.2	Non-Housing Community Development	CDBG: \$0 / HOME: \$0	Public Facility or Infrastructure Activities other than Low/Moderate Income Housing Benefit	Persons Assisted	500	0	0.00%			
Non Housing Plan Objective 4.2	Non-Housing Community Development	CDBG: \$0 / HOME: \$0	Other	Other	0	1		2	0	0.00%
Non Housing Plan Objective 5/5.1	Non-Housing Community Development	CDBG: \$0 / HOME: \$0	Other	Other	3	12	400.00%	3	3	100.00%
Non Housing Plan Objective 5/5.2	Non-Housing Community Development	CDBG: \$0 / HOME: \$0	Other	Other	10	15	150.00%	2	3	150.00%
Other Special Needs	Non-Homeless Special Needs	CDBG: \$0 / HOME: \$0	Other	Other	15	12	80.00%	3	3	100.00%

**Table 1 - Accomplishments – Program Year & Strategic Plan to Date**

**Assess how the jurisdiction’s use of funds, particularly CDBG, addresses the priorities and specific objectives identified in the plan, giving special attention to the highest priority activities identified.**

Utilizing CDBG and HOME funds and program income, the City was able to accomplish specific 2018 Annual Action Plan (AAP) goals and objectives. In terms of housing assistance, the City planned 3 Rehabilitation/Reconstruction projects, using both CDBG and HOME funds and completed 1. With a goal of 20 Minor Repair projects, 62 projects were completed. The City’s 2018 AAP projected 10 Down-payment Assistance projects and 7 were completed. Two units of new affordable rental constructed using HOME CHDO funds.

In terms of planned Public Service Agency (PSA) projects, the City also achieved its planned goals of providing services to 1,965 clients – see above Table 1 - Accomplishments - Program Year & Strategic Plan to Date. Specifically, the City served 2,402 PSA clients through City of Bryan CDBG funds. Note that the City of Bryan partners with the City of College Station in identifying and allocating funds to local PSAs and the accomplishment numbers in Table 1, above, reflect total numbers served by agencies funded by both jurisdictions. The City of Bryan proposed and achieved the following service numbers through these CDBG funded agencies: Bryan Parks and Recreation Summer Camp (goal of 625 - 480 served); Brazos Valley Food Bank, Together We Grow (goal of 48 - 23 served); Twin City Mission The Bridge Case Management Assistance Program (goal of 625 - 738 served); Catholic Charities of Central Texas Financial Stability Program (goal of 250 – 478 served); Brazos Valley Rehab Center, Counseling and Case Management (goal of 210 - 215 served), and; Voices for Children, CASA (Court Appointed Advocates) (goal of 300 - 396 served).

See the following reports for detailed program status and accomplishments:

**Summary Reports**

IDIS Activity Summary Report (GPR) PR03

IDIS Financial Summary PR26

Financial Adjustments and Program Income Summary

Financial Summary Attachment and LOCCS Reconciliation



## **CDBG Reports**

IDIS Report Rehabilitation Activities (PR10)  
IDIS Report-Summary of Accomplishments Report CDBG (PR23)  
IDIS Report Performance Measurements (PR-83)  
IDIS Report CDBG Strategies (PR84)

## **HOME Reports**

Annual HOME Performance Report  
HOME Activities Summaries / Grantee Performance Report  
Remaining HOME Balances  
Financial Summary – GPR  
Status of HOME Activities (PR22)  
Summary of Accomplishments Report HOME (PR23)  
Status of HOME CHDO Funds (PR25)  
Status of HOME Grants (PR27)  
HOME Housing Performance (PR85)  
HOME Loans Reported  
CDBG Housing Loans Reported

## CR-10 - Racial and Ethnic composition of families assisted

Describe the families assisted (including the racial and ethnic status of families assisted).

91.520(a)

	CDBG	HOME
White		6
Black or African American	775	2
Asian	7	0
American Indian or American Native	23	1
Native Hawaiian or Other Pacific Islander	0	0
Total (includes additional racial categories not listed – see corrected Table 2 below)	1,956	9
Hispanic	571	6
Not Hispanic	1,385	3

**Table 2 – Table of assistance to racial and ethnic populations by source of funds**

**NOTE:** See following corrected Table 2 below

### Narrative

For CDBG activities , the PR23 provides racial/ethnic information on persons and households by HUD activity for activities that were open during the program year and for activities that were closed during the program year and by activities that may span more than one reporting period.

**For CDBG activities,** the following information provides demographics for households and individuals served during the PY2018 by completed housing and non-housing projects. Completed housing activities include HUD activities 1002 and 1025 (62 Minor Repairs, 66% Black, 34% white with 25% also being Hispanic) , HUD activities 1039,1032,1033, and 1034 (Down-payment Assistance, all Hispanic White). For CDBG housing related activities mentioned above, 66 households were served. There was one major rehabilitation not completed at year end HUD activity 1020. Completed CDBG funded public service agencies programs include HUD Activities 1029,1028,1026,1027,1036 and 1035. Clients served with CDBG funding were: 52% White, 39% Black, and smaller percentages of the following race categories: Asian, American Indian or Alaskan Native, American Indian/or Alaskan Native and White, Asian and White, American Indian or Alaskan Native and Black or African American, Hawaiian, and Race Combination not included. 24% of CDBG clients served by completed funded housing and non-housing activities were Hispanic. See corrected Table 2 below for full racial and ethnic details:

**For HOME activities,** completed HUD activity 1031 (Major Reconstruction), and HUD activity 1041 underway; HUD activities 1037,1038 and 1040 (Down-payment Assistance) resulted in 4 households

served (3 home buyers, and 1 existing home owner. Additionally, one CHDO project completed HUD activity 1019 (2 rental properties - 2 additional households for a total of 6 completed activities for HOME); clients served by HOME funded housing activities included: 50% White and 50% Black, with all White clients being Hispanic, and all Black clients being Non-Hispanic. See corrected Table 2 below for full racial and ethnic details:

**NOTE:** The following Table is a correction of Table 2 above:

Race/Ethnicity	CDBG	HOME
American Indian or Alaskan Native	17	0
Asian	5	0
Black or African American	945	3
Native Hawaiian or other Pacific Islander	1	0
White	1248	3
American Indian or Alaskan Native and White	14	0
Asian and White	1	0
American Indian or Alaskan Native and Black or African American	10	0
Black or African American and White	79	0
Race Combination not included in these categories	76	0
<b>Total</b>	<b>2396</b>	<b>6</b>
Hispanic	577	3
Non-Hispanic	1819	3

## CR-15 - Resources and Investments 91.520(a)

### Identify the resources made available

Source of Funds	Source	Resources Made Available	Amount Expended During Program Year
CDBG	CDBG	1,144,770.32	857,764.12
HOME	HOME	976,351.99	307,148.16
HOPWA	HOPWA		
ESG	ESG		
Other	Other		

Table 3 - Resources Made Available

### Detail on Table 3

### Identify the resources made available

Source of Funds	Source	Resources Made Available	Amount Expended During Program Year
CDBG	823,923 – 2018 Grant	24,898.66 – Program Income	857,764.12
HOME	343,707 – 2018 Grant	2,909.77 – Prior Year Used 115,617.15 – Current Year Used 10,717.75 – Unused Carry-over	307,148.16

Table 3 - Resources Made Available - Detail

### Narrative

In PY2018 city resources included CDBG, HOME, and program income (PI). Other public and private service agencies also expended funds to local needs. Bryan’s program funds spent addressing needs are listed below and identified as **Amount Expended During Program Year**. CDBG resources made available include both carryover grant funds from previous year, PY2018 grant allocations, and PI generated during this reporting period. Likewise, HOME resources made available include both carryover grant funds from previous year, PY2018 grant allocations, and PI generated during this reporting period (**see more detailed Resources Made Available Table at the end of Section CR-15**) .

Local public and private agencies allocating funds include, but are not limited to: Brazos Valley Council of Governments (BVCOG); Brazos Valley Affordable Housing Corporation (BVAHC); Scotty’s House; Project Unity-Unity Partners; Brazos Valley Rehabilitation Center; Financial Fitness Center; Brazos Valley Coalition for the Homeless (BVCH); B/CS Habitat for Humanity; Brazos Valley Area Agency on Aging (BVAAA); Bryan Parks and Recreation Dept.; BV Boys and Girls Club; Big Brothers, Big Sisters; United Way of the Brazos Valley; BV Council on Alcohol and Drug Abuse; Brazos Valley Food Bank; Brazos County Veterans Services; Brazos Maternal and Child Health Clinic (Prenatal); BCS Veterans Administration Out-patient Clinic; Voices

for Children; Twin City Mission – The Bridge; Room for Us All; MHMR Brazos Valley; Emanuel Baptist – Lighthouse Mission; Elder-Aid; No-Limits; Bryan Housing Authority; Catholic Charities of Central Texas; St. Vincent DePaul; Sexual Assault Resource Center; Salvation Army; Junction Five-O-Five; Hospice of Brazos Valley; Health for All, Inc.; Rebuilding Together; Voices for Children, CASA (Court Appointed Advocates) and and Family Promise of BCS. See PSA Contract, Program Income, Spent Table below.

These, and other entities, expended additional funding to meet local needs. Consequently, CDBG and HOME funds were, in effect, leveraged by these additional resources. For example, the 6 PSA agency programs funded in this reporting period by the City of Bryan (underlined above), allocated approximately \$1,798,637.29 of additional non-CDBG funds to deliver those program services. These funds represent additional monies expended to serve the LMI and populations locally. A review of the total budgets for all local public and private services organizations would total millions of dollars of additional funding allocated to local housing and non-housing needs.

Bryan also contributes non-CDBG/HOME funds to services, including: infrastructure/public facility improvements, code enforcement, recreational activities/facilities, and economic enhancement programs. Approximately 4,803 code enforcement actions were undertaken using City of Bryan general revenue funding (non-CDBG/HOME) in this reporting period to address a variety of code issue, including: junk vehicles, weeds and grass, parking, signage, waste collection, graffiti, Zoning, and other nuisances. Additionally, other community enhancement activities, like area clean-ups and public education took place using non-federal funding. In example, The Big Event, the nation’s largest student led one-day service project, saw 18,592 student volunteers undertake 2,319 painting, home repair and/or cleaning, lawncare, and homeowner assistance projects in Bryan-College Station during its Spring 2019 event. Also, as a result of Building Standards Commission (BSC) orders, 11 demolitions of dilapidated, vacant structures were completed by the City (using non-federal, local funds) to eliminate slum and blight influences and/or to provide additional affordable housing opportunities. Another 22 dilapidated structures were repaired or demolished by owners, using private funds, in response to City of Bryan ordinances and BCS actions. An additional 14 dilapidated structures were demolished by owners in response to City communication but prior to BCS action.

**Identify the geographic distribution and location of investments**

Target Area	Planned Percentage of Allocation	Actual Percentage of Allocation	Narrative Description
City Wide	100	100	All inclusive types within city limits.

**Table 4 – Identify the geographic distribution and location of investments**

**Narrative**

CDBG and HOME funds are distributed throughout the community based upon need. Because low-income, elderly, disabled and special needs homeowners and renters reside throughout the city, housing

assistance is available citywide. While the City has not designated specific census tracts as targeted program areas, project accomplishment maps in this report demonstrate that the large majority of housing clients assisted reside in census tracts that are predominantly low-income areas. Current and potentially homeless persons also reside throughout the City making the need for shelter and housing a citywide activity.

Services provided for homeless populations are located to provide maximum accessibility. While Public Service Agencies qualify client incomes individually, their offices are generally located in or near lower-income neighborhoods, or public transit hubs, thereby ensuring access to clients. Public facilities and infrastructure are provided in areas where at least 51% of the population meets low and moderate-income guidelines or the specific clients are at least 51% low to moderate income eligible. Information on project locations is provided in the summary for each activity and also in map format within this report (see attachments).

### **Leveraging**

**Explain how federal funds leveraged additional resources (private, state and local funds), including a description of how matching requirements were satisfied, as well as how any publicly owned land or property located within the jurisdiction that were used to address the needs identified in the plan.**

The majority of Bryan's CDBG and HOME funded activities leverage other private, and sometimes public funding. In this reporting period, \$123,494 in CDBG funds was allocated to local public service agencies for programs serving LMI clients. Approximately \$1,798,637.29 in other non-CDBG funds was leveraged by the agencies providing the services. Likewise, the city's Housing Assistance programs leverage other public and/or private funds whenever possible. In example, the Rehabilitation / Reconstruction program requires client financial participation through loans covering part of the construction costs. Participation in the program is voluntary, and loans are structured so as to ensure the ability for clients to afford the loan payments. Through these efforts, and since being designated an Entitlement Jurisdiction (CDBG) and a Participating Jurisdiction (HOME), the City has established a loan portfolio of loans that provided approximately \$140,515.81 in program income. An additional approximate \$816,790 in other resources was realized by the Down-payment Assistance program's leveraging of client purchase contributions and lender loan proceeds, and includes \$135,000 of TDHCA State of Texas *BootStrap* program funds. Also, approximately 3,289 Habitat for Humanity volunteer hours were logged by approximately 3,289 volunteers in the Habitat's ReStore facility and in the construction of 5 affordable housing units (4 in Bryan and 1 in College Station). As noted under Section CR15 above, a review of the total budgets for all local public and private services organizations would total millions of dollars of additional funding allocated to local housing and non-housing needs of local disadvantaged citizens.

## HOME Matching Requirements

The City of Bryan had no HOME PY2018 match requirement.

When a local jurisdiction meets one of the distress criteria, it is determined to be in fiscal distress and receives a 50 percent reduction of match. If a local jurisdiction satisfies both of the distress criteria, it is determined to be in severe fiscal distress and receives a 100 percent reduction of match.

### FY 2018 Calculations

- FY 2018 individual poverty rate and per capita income (PCI) income were based on data obtained from the ACS 2011-2015 5-Year Estimates from Census. These were the latest data available at the time.
- For a jurisdiction to qualify as distressed based on the poverty criterion, its percentage of persons in poverty must have been at least 19.767 percent, which is 125 percent of the average national rate for persons in poverty of 15.81 percent.
- For a jurisdiction to qualify as distressed based on the PCI criterion, its average PCI must have been less than to \$21,550 which is 75 percent of the average PCI of \$28,733.

In PY2018-18 the City of Bryan received a 100% reduction in its HOME match requirement due to meeting both of the HUD's distress criteria listed above. Data to determine match waivers was calculated by the U.S Census Bureau's American Community Survey (ACS) and posted on the HUD EXCHANGE and published link as FY 2018 HOME Match Reductions List. Bryan met the first criteria listed above with the per capita income of \$21,159 (below the national average); and the second criteria with 24.8% of its population in poverty, higher than the 19.925% national average of households per capita in poverty.

Two buildable lots (719 Fairview and 1003 Hudson), valued at approximately \$16,620 by the local county appraisal office, were conveyed by the City to Elder-Aid, the city's certified CHDO, which will constructed two affordable senior rentals on the properties in PY2018.

<b>Fiscal Year Summary – HOME Match</b>	
1. Excess match from prior Federal fiscal year	0
2. Match contributed during current Federal fiscal year	0
3. Total match available for current Federal fiscal year (Line 1 plus Line 2)	0
4. Match liability for current Federal fiscal year	0
5. Excess match carried over to next Federal fiscal year (Line 3 minus Line 4)	0

**Table 5 – Fiscal Year Summary - HOME Match Report**



Match Contribution for the Federal Fiscal Year								
Project No. or Other ID	Date of Contribution	Cash (non-Federal sources)	Foregone Taxes, Fees, Charges	Appraised Land/Real Property	Required Infrastructure	Site Preparation, Construction Materials, Donated labor	Bond Financing	Total Match
Not Applicable	0	0	0	0	0	0	0	0

Table 6 – Match Contribution for the Federal Fiscal Year

**HOME MBE/WBE report**

Program Income – Enter the program amounts for the reporting period				
Balance on hand at begin-ning of reporting period \$	Amount received during reporting period \$	Total amount expended during reporting period \$	Amount expended for TBRA \$	Balance on hand at end of reporting period \$
\$,2909.77	\$126,334.90	\$118,526.92 (includes \$2,909.77 prior year)	0	\$10,717.75

Table 7 – Program Income

<b>Minority Business Enterprises and Women Business Enterprises – Indicate the number and dollar value of contracts for HOME projects completed during the reporting period</b>						
	Total	Minority Business Enterprises				White Non-Hispanic
		Alaskan Native or American Indian	Asian or Pacific Islander	Black Non-Hispanic	Hispanic	
<b>Contracts</b>						
Dollar Amount	128,435	0	0	128,435	0	0
Number	1	0	0	1	0	0
<b>Sub-Contracts</b>						
Number	4	0	0	2	1	1
Dollar Amount	23,450	0	0	10,380	8,170	4,900
	Total	Women Business Enterprises	Male			
<b>Contracts</b>						
Dollar Amount	128,435	0	128,435			
Number	1	0	1			
<b>Sub-Contracts</b>						
Number	4	0	4			
Dollar Amount	23,450	0	23,450			

**Table 8 - Minority Business and Women Business Enterprises**

<b>Minority Owners of Rental Property – Indicate the number of HOME assisted rental property owners and the total amount of HOME funds in these rental properties assisted</b>						
	Total	Minority Property Owners				White Non-Hispanic
		Alaskan Native or American Indian	Asian or Pacific Islander	Black Non-Hispanic	Hispanic	
Number	0	0	0	0	0	0
Dollar Amount	0	0	0	0	0	0

**Table 9 – Minority Owners of Rental Property**

<b>Relocation and Real Property Acquisition</b> – Indicate the number of persons displaced, the cost of relocation payments, the number of parcels acquired, and the cost of acquisition						
Parcels Acquired		0		0		
Businesses Displaced		0		0		
Nonprofit Organizations Displaced		0		0		
Households Temporarily Relocated, not Displaced		0		0		
Households Displaced	Total	Minority Property Enterprises				White Non-Hispanic
		Alaskan Native or American Indian	Asian or Pacific Islander	Black Non-Hispanic	Hispanic	
Number	0	0	0	0	0	0
Cost	0	0	0	0	0	0

**Table 10 – Relocation and Real Property Acquisition**

**CR-20 - Affordable Housing 91.520(b)**

**Evaluation of the jurisdiction's progress in providing affordable housing, including the number and types of families served, the number of extremely low-income, low-income, moderate-income, and middle-income persons served.**

	<b>One-Year Goal</b>	<b>Actual</b>
Number of Homeless households to be provided affordable housing units	0	0
Number of Non-Homeless households to be provided affordable housing units	34	25
Number of Special-Needs households to be provided affordable housing units	0	47
<b>Total</b>	<b>34</b>	<b>72</b>

**Table 11 – Number of Households**

	<b>One-Year Goal</b>	<b>Actual</b>
Number of households supported through Rental Assistance	0	0
Number of households supported through The Production of New Units	1	2
Number of households supported through Rehab of Existing Units	23	63
Number of households supported through Acquisition of Existing Units	10	7
<b>Total</b>	<b>34</b>	<b>72</b>

**Table 12 – Number of Households Supported**

**Discuss the difference between goals and outcomes and problems encountered in meeting these goals.**

Table 12, above, includes information for housing projects completed and closed in PY2018. The City made substantial progress in meeting its 2018 AAP goals. The City does not use CDBG grant funds for new construction. For PY2018, Bryan’s Owner Occupied Housing Assistance Program projected the following: 20 Minor Repair project completions projected – 62 completed; 3 Major Rehabilitation/Reconstruction project completions projected – 1 completed; 10 Down-payment

Assistance project completions projected – 7 completed; 1 New Constuction project completion projected – 2 completed; 1,965 LMI clients projected to receive services by CDBG PSA programs – 2,330 assisted.

Other non-grant funded accomplishments include other affordable housing partners, specifically Habitat for Humanity, who reported 5 new affordable homes begun and/or completed in their most recently completed program year ending June 30<sup>th</sup>, 2019 (4 in Bryan and 1 in College Station) for first-time, LMI homebuyers, addressing the goal for additional affordable units built, as well as Habitat’s down-payment assistance (interest-free loans) to those buyers, which satisfies the goal of having at least 4 other, non-CDBG funded LMI homebuyers assisted in this program year. Additionally, the City provided down-payment assistance to the 4 Habitat homebuyers to provide additional and needed subsidy to ensure the affordability for these first-time home owners.

Additionally, other non-CDBG funded accomplishments include for- and not-for-profit efforts on homeless, housing, and non-housing needs locally. Examples include homeless services offered by several agencies, to include: Twin City Mission, Salvation Army, Room for Us All, Emanuel Baptist - Lighthouse Mission, Brazos Valley Coalition for the Homeless, and Project Unity. Other non-CDBG funded services rendered include approximately 80 health and human services agencies that provided needed service using donations and other, non-federal foundation and grant funding. Likewise, several non-CDBG housing providers funded services for affordable and fair-housing opportunities, to include: Bryan Housing Authority, Elder-Aid, Habitat for Humanity, Brazos Valley Council of Governments (Section- 8 Housing Choice Vouchers), and the various local LIHTC rental properties.

As noted in Section CR-15, the City also contributes to needs using non-CDBG funds for other needs, to include: infrastructure/public facility improvements, often in LMI areas; code enforcement; recreational activities/facilities, and; economic programs. City-funded (non-CDBG/HOME), code enforcement resulted in 4,803 general enforcement actions and 11 demolitions. Another 36 structures were repaired or removed by owners, using private funds in response to city ordinances.

### **Discuss how these outcomes will impact future annual action plans.**

The outcomes produced by the City of Bryan’s CDBG and HOME funded programs validate needs, goals, and objectives identified in the city’s 2015-19 Consolidated Plan. The substantial progress made in meeting its 2018 AAP program goals allow the City to be on schedule in satisfying its established program outcomes. A majority of CDBG and HOME funded annual housing and non-housing goals were achieved, or exceeded during PY2018. In the city’s upcoming 2019-20 Program Year, efforts will continue to ensure that annual program attainments match CP program accomplishments. Based on identified needs over recent years, local housing and non-housing program goals will continue to remain similar in terms of the type assistance needed by clients. Likewise, local public and private organizations and agencies will continue to deliver similar services, adjusted as needed, to satisfy the specific needs for subsequent program years.

**Include the number of extremely low-income, low-income, and moderate-income persons served by each activity where information on income by family size is required to determine the eligibility of the activity.**

<b>Number of Households Served</b>	<b>CDBG Actual</b>	<b>HOME Actual</b>
Extremely Low-income	24	1
Low-income	21	4
Moderate-income	21	1
<b>Total</b>	<b>66</b>	<b>6</b>

**Table 13 – Number of Households Served**

### **Narrative Information**

Table 13, above, includes information for housing projects completed (Table 12). In its previous reporting period, the City of Bryan expended 100% of its CDBG funds for activities that benefit low- and moderate-income (LMI) persons, exceeding the 70% minimum standard for overall program benefits. Similarly, in this reporting period, 100% of the City’s non-administrative CDBG funds benefited LMI persons. All HOME activities PY2018-19 program expenditures were directed to and expended on affordable housing activities that benefited LMI persons.

While CDBG funding is often expended to benefit the lowest income persons, HOME funded housing assistance activities sometimes benefit slightly higher-income clients (low- to moderate-income) due to program constraints. In example, for income-eligible clients to utilize the city’s Down-payment Assistance Program for home purchases, they generally must earn near the maximum income allowed to be qualified and approved by mortgage lenders, and to meet other city underwriting requirements. This is particularly true in the local community where limited affordable single-family homes are available for purchase. For this reason, the City often partners with the local Habitat for Humanity affiliate by making the city’s Down-payment Assistance Program available. The combination of Habitat’s much more affordable homes, 0% interest loans, more flexible underwriting, and the City of Bryan’s down-payment assistance, make the dream of homeownership possible the lowest income clients.

## **CR-25 - Homeless and Other Special Needs 91.220(d, e); 91.320(d, e); 91.520(c)**

**Evaluate the jurisdiction's progress in meeting its specific objectives for reducing and ending homelessness through:**

### **Reaching out to homeless persons (especially unsheltered persons) and assessing their individual needs**

The City, a member of the Brazos Valley Coalition for the Homeless (BVCH), was an integral part of the Continuum-of-Care (CoC) process which is tasked with outreach to local homeless persons. Outreach is achieved through BVCH partners, and by **Twin City Mission (TCM)** Staff who partnered with coalition members on the Point-in-Time Count and in identifying needs for supportive services. The City works with a collaboration of agencies through BVCH to establish referral and outreach systems for homeless families to assist in more multi-level case management.

The City and other BVCH members made homeless services available through coalition and member websites continue identifying and providing supportive services and for homeless individuals (see additional CoC information in Attachment 4). Twin City Mission – the region's homeless shelter provider, TCM reached out to homeless persons and provided a variety of services to homeless, at-risk, and abused persons. *The Bridge* program provided emergency shelter and supportive services to assist homeless persons in becoming self-reliant. TCM also maintains a Coordinated Access System (CAS) to provide information and referrals to clients to allow them to access services from other area public service agencies. City of Bryan Community Development staff also completed environmental reviews in support of TCM's Continuum of Care (CoC) grant applications.

**See following list of Brazos Valley Coalition for the Homeless membership:**



**Brazos Valley Coalition for the Homeless  
Regularly Attending Members**

Organization	Type of Organization
Twin City Mission (TCM)	Non-Profit
MHMR	Non-Profit
Brazos Valley Food Bank	Non-Profit
College Station PD	Government
Bryan PD	Government/City
City of Bryan Community Development	Government
DARS	Government
Health Point	Healthcare Network
BCS Habitat for Humanity	Non-Profit
Bryan ISD	School District
Impact Burleson County	Non-Profit
Rebuilding Together	Non-Profit
Project Unity	Non-Profit

Organization	Type of Organization
CSISD Early Head Start	School District
Bryan Housing Authority	Government
College Station Community Development	Government
Brazos Valley Affordable Housing	Non-Profit
Single Moms Created 4 Change	Non-Profit
Brazos County Health Department	Government
BV Center for Independent Living	Non-Profit
College Station Independent School District	School District
BVCOG	Government
Catholic Charities	Non-Profit
Family Promise	Non-profit
United Way 211	Non-Profit
Texas Veterans Commission	Government

**Addressing the emergency shelter and transitional housing needs of homeless persons**

For many years the City of Bryan has supported Twin City Mission (TCM) – the region’s homeless shelter provider. TCM provides a variety of emergency services to homeless, at-risk, and abused persons. *The Bridge* program provides emergency shelter and supportive services to assist homeless persons in becoming self-reliant. TCM also maintains a Coordinated Access System (CAS) to provide information and referrals to clients to allow them to access services from other area public service agencies. *Family Promise*, also an emergency shelter provider, assists in housing placement of homeless clients. The cities of Bryan and College Station as well as many local churches support *Family Promise*, an agency providing shelter, counseling, and referral assistance to homeless families with children. During this reporting period, Family Promise served 144 clients in their recently acquired permanent facility, thereby enhancing their ability to serve local homeless families.

Through *The Bridge*, Twin City Mission provides a variety of services to individuals meeting the definition of Chronically Homeless Persons. In addition to basic necessities, *The Bridge* provided help securing, life skills, transportation, referral to medical services and other supportive services in PY2018. *The Bridge* also refers potential applicants for rental assistance and case management. In PY2018 *The Bridge* provided services to 738 clients. TCM also partners with the HAVEN, a 24-unit housing apartment complex for previously homeless persons. TCM Housing Services provided rental assistance for individuals and families at the HAVEN in PY2018.

**The Emmanuel Lighthouse Mission (ELM)**, operated by the Emmanuel Baptist Church in Bryan, operates a transitional housing shelter for homeless single women. The ELM facility provides a safe environment for women seeking to break free from substance abuse and other harmful addictions. The shelter also serves as a transitional housing facility for women being discharged from prison. Women may stay at the shelter for up to one year, and occasionally longer when warranted. ELM serves approximately 15 women annually.

**Project Unity** received contracts from Brazos Valley Council of Governments HIV/AIDS services, which funded case management for clients who are HIV/AIDS positive (Ryan White Foundation - \$275,184; Texas Department of State Health Services - \$230,653; HOPWA program funds - \$59,440; and other private funds) and provided long-term assistance in the form of rental subsidies and short-term help with payment of utilities and rental deposits. Through these and other agency programs, Project Unity staff provided case management services and HOPWA assistance to HIV/AIDS clients in this reporting period. Project Unity provided direct HOPWA services to 24 unduplicated clients in PY2018, representing 24 households totaling 31 persons.

**Helping low-income individuals and families avoid becoming homeless, especially extremely low-income individuals and families and those who are: likely to become homeless after being discharged from publicly funded institutions and systems of care (such as health care facilities, mental health facilities, foster care and other youth facilities, and corrections programs and institutions); and, receiving assistance from public or private agencies that address housing, health, social services, employment, education, or youth needs**

The City of Bryan is a member of BVCH and involved in the CoC process and participated in outreach to local homeless persons. BVCH also collaborates with area agencies through the Community Partnership Board (over 80 members) to establish referral and outreach systems for homeless persons. The Coalitions coordinates with local partners on services and resources and also coordinates with local foster care, healthcare, mental healthcare, and correctional facilities regarding discharge policies to ensure clients are not discharged into homelessness (see additional CoC information in Attachment 4).

As noted above, **The Emmanuel Lighthouse Mission (ELM)** provides a safe environment for women seeking to break free from substance abuse and other harmful addictions and serves as a transitional

housing facility for women being discharged from prison. Women may stay at the shelter for up to one year, and occasionally longer when warranted. This program serves approximately 15 clients annually.

In 2018-19, United Way of the Brazos Valley continued the ***Financial Stability Innovation Fund***. This program, funded by UWBV and **Bank on Brazos Valley (BOBV)** are funding opportunities for Brazos Valley organizations to receive grant funding and/or financial education training to provide financial education to current clients. The ***Financial Stability Innovation Fund*** is a program partnership with seven nonprofit and government organizations working directly with low-to-moderate income clients. These organizations participate in monthly training sessions on financial education topics including budgeting, retirement planning, and credit usage.

As noted above, TCM *Youth & Family Services* provided referrals to other programs through its *STAR* (Services to At-Risk Youth) program. *STAR* served 859 clients in this reporting period. Finally, in this reporting period, *Phoebe's Home*, a component of TCM's *Domestic Violence Services* program, served 74 women, 85 children, and 1 man in need of emergency shelter or non-residential counseling assistance. Services were provided to 419 non-resident women, children and men and TCM processed an additional 240 Lethality Assessment Program assessment calls. TCM support services provide donated clothing and furniture to TCM Rapid Re-Housing participants as they move into housing units. Support Services recycles thousands of pounds of materials annually and volunteers provide hundreds of hours of assistance to these efforts. Support Services recycled 601,619 pounds of materials and utilized 22,490 volunteer hours during this reporting period. TCM owns the HAVEN, a 24-unit permanent housing apartment complex for low-income or previously homeless persons.

Regarding health services to lower-income citizens, *Health For All* is a nonprofit free health care clinic who's funding comes from donors who live and/or do business in the Brazos Valley. No state or federal funding is received. *Health for All* provides free doctor visits, pharmaceuticals, specialist exams, lab tests, X-rays, chronic disease management education and counseling services to low-income patients without health insurance that do not qualify for Medicaid, Medicare or County Indigent funds. Health for All can deliver services at a very low cost thanks to a small staff and a large number of volunteers and community partners. By providing an alternative to expensive emergency room visits by the uninsured, Health For All saves Brazos Valley hospitals and taxpayers millions of dollars each year. In this reporting period, *Health for All* reported: 231 volunteers served 7,573 hours; 4,837 exams provided and 1,103 patients served; 4,104 diagnostic labs worth \$200,466 covered for clients; 7,379 prescriptions dispensed valuing \$364,997; \$3,2902,948 of local taxpayers and emergency rooms costs saved; and \$505,196 in grants and donations received.

**Helping homeless persons (especially chronically homeless individuals and families, families with children, veterans and their families, and unaccompanied youth) make the transition to permanent housing and independent living, including shortening the period of time that individuals and families experience homelessness, facilitating access for homeless individuals**

**and families to affordable housing units, and preventing individuals and families who were recently homeless from becoming homeless again**

TCM's *Doug Weedon Shelter for Hope* provided emergency shelter and supportive services to help homeless persons become self-reliant. TCM also maintains a Coordinated Access System (CAS) to provide information /referrals to clients to allow them to access services from other non-profit's in the community. In this reporting period 1,695 men, women and families were sheltered providing 27,887 nights of stay at the shelter. We served 26,972 meals to our shelter population and an additional 19,920 meals to the community. In addition, *The Doug Weedon Shelter for Hope* assisted with life skills, transportation, referral to medical services and other supportive services and also refers applicants for rental assistance and case management. (See City of Bryan/BVCH/CoC involvement information in Attachment 4 regarding offices and agencies that provided homeless services).

In the 2018-19 Program year, TCM's *Youth & Family Services* provided referrals to other programs through its *STAR* (Services to At-Risk Youth) program. *STAR* provides free family support, summer camp, and child abuse prevention services to at-risk youth, up to age 17, and their families and served 859 clients in this reporting period. Additional *STAR* services are the *Universal Child Abuse Prevention* (UCAP) training and parenting classes. Finally, in this reporting period, *Phoebe's Home*, a component of TCM's *Domestic Violence Services* program, sheltered 74 women, 85 children, and 1 man in need of emergency shelter. Services were provided to 419 non-resident women, children and men. An additional 240 LAP Lethality Assessment Calls were received and processed by TCM.

TCM provides donated clothing and furniture to *TCM Rapid Re-Housing* project participants as they move into housing units. With the help of volunteers, TCM recycles thousands of pounds of donations annually. In this reporting period, 601,619 pounds of donated items were processed and 22,490 volunteer hours were logged to benefit TCM clients. TCM also owns THE HAVEN, a 24-unit permanent housing apartment complex available for low-income or previously homeless individuals and families. TCM also owns a 4-plex in College Station on Blanco Street for the same purpose.

*Room for Us All, Inc.*, is a local non-profit homeless assistance provider offering supportive services to homeless populations. Assistance is available for a variety of needs, to include: clothing, transportation, food, furniture/household items, resume building, job searching and counseling needs. *Room for Us All* also extends services to families and children during holidays and is often contacted by clients through "word-of-mouth" references. This ministry serves approximately 40 clients annually that are either homeless or at risk of homelessness.

## **CR-30 - Public Housing 91.220(h); 91.320(j)**

### **Actions taken to address the needs of public housing**

#### **Bryan Housing Authority**

In PY2018, the Bryan Housing Authority continued improvements to its 300 units of low income/subsidized housing. The Bryan Housing Authority completed replacing roofs on properties located on West MLK, Bryant, Gainer and Ravine, and were in the process of replacing the roofing at the remaining two properties located at Jordan Loop and Eastside. BHA continued small projects and or preventative maintenance to improve the properties, update equipment, appliances and AC units with more energy efficient brands and/or products that offer long term cost savings. Bryan Housing Authority still averages a 97% occupancy rating and is still designated a high performing PHA.

BHA utilized a 2017 ROSS-Service Coordinator Grant and prepared to apply for the upcoming Ross 2020. Through this grant, BHA continued to have a Service Coordinator to provide services to residents such as budgeting, homeowner ship training, parenting skills etc. as well as partnering with other agencies to provide training or information meetings. In addition, services are available such as 4H, Safe Sitter Classes, and Reading Programs in collaboration with BISD, Learn Eat Grow & Go a nutritional program, and youth gardening. BHA's goal is to continue to provide affordable, safe and decent housing for residents. The City will continue to provide technical assistance to BHA and meet onsite at least once annually.

#### **Housing Voucher Program**

The Brazos Valley Council of Governments (BVCOG), the regional administrator of Housing Choice Vouchers (HCV), reported approximately 19,147 vouchers out of a possible 22,824 housing vouchers during PY2018. The current cost per unit is estimated at \$521. BVCOG has spent 100% of available funding from HUD for PY2019. BVCOG was able to use part of its Housing Assistance Payment reserves to assist all 19,147 vouchers. BVCOG reports an estimated 5-year waiting period for applicants who do not qualify for a priority-preference. Families with a local-priority preference have a waiting period of 6 months. BVCOG's HCV Program has the tenth largest Family Self-Sufficiency (FSS) Programs in the nation and the third largest in the state of Texas. Locally, over 14% of all HUD-assisted families are working toward independence from government assistance. BVCOG reports that 21 new HUD-assisted families graduated off of public assistance through the FSS Program. Once participants have graduated, they often use their escrow savings to acquire needed assets like a home, additional education, and/or a vehicle. Through multiple partnerships with several agencies, the program offers resume writing, job search, job readiness, and financial fitness counselling. This involves group classes on job interviews, dressing for success, and banking and investing. Family Self-Sufficiency participants also go through individual counselling regarding developing a budget, creating and maintaining a savings account, as well as credit repair.

## **Actions taken to encourage public housing residents to become more involved in management and participate in homeownership**

Bryan Housing Authority (BHA) residents are invited to participate in BHA management efforts and to contribute to decisions related to property and program issues. Key residents are consulted with in determining resident wants and needs related to unit improvements and program enhancements. The City understands that local support for public housing is essential, requiring responsibility and accountability to ensure success.

BHA provides a variety of services to residents, to include: homeownership training, parenting Skills, dropout prevention, domestic violence and substance abuse prevention, health fairs and healthcare assistance, pregnancy outreach, budgeting, GED and higher education assistance, youth leadership development and computer classes. BHA is also initiating character building sessions during the summer for neighborhood youth, and fitness program for adults. BHA is currently working to initiate a neighbor association. BHA also hosts a bi-weekly food bank service for BHA residents and other non-BHA residents.

Additional services available include: Safe-Sitter training, Hero's for Health, and a partnership with Save-our-Streets (SOS) gang-prevention program called "On-Location". BHA also hosts a "Back-to-School Blitz" and participates in National Night Out events. BHA hosts 4H clubs and BHA cooking and robotics competitions for BHA youth. *Bank-on-Brazos Valley* (BOBV) events which provide financial literacy training are also available to BHA residents. BOBV provides financial education through workshops, training sessions, and one-on-one counseling. These financial literacy skills are critical to LMI persons hoping to achieve homeownership.

In terms of homeownership opportunities, and noted in the city's 2015-19 Consolidated Plan, the BHA also makes financial literacy training available to BHA residents. Likewise, various local public and private agencies have budgeting, financial literacy, and home ownership programs and training opportunities for those BHA residents aspiring to become homeowners. As noted in a previous end-of-year report, one of the City's Downpayment Assistance Program (DPA) applicants was a previous BHA tenant who, through education and assistance from the City of Bryan's DPA program, was able to become a homeowner.

Likewise the City, through its efforts with the Brazos County Housing Coalition and through the CPB (Community Partnership Board) agencies, financial literacy, affordable housing, and homeowner training and opportunities are being made available to the local low- and moderate- income community, to include BHA residents.

## **Actions taken to provide assistance to troubled PHAs**

The Bryan Housing Authority (BHA) is not designated as "troubled" under 24 CFR 902. BHA is currently designated as a "High-Performing" public housing authority.

## **CR-35 - Other Actions 91.220(j)-(k); 91.320(i)-(j)**

**Actions taken to remove or ameliorate the negative effects of public policies that serve as barriers to affordable housing such as land use controls, tax policies affecting land, zoning ordinances, building codes, fees and charges, growth limitations, and policies affecting the return on residential investment. 91.220 (j); 91.320 (i)**

In reviewing its own policies, the Jurisdiction has found no city-created barriers to affordable housing. While development regulations protect the safety and welfare of the public, a balance must be established between societal and environmental goals and housing affordability. Efforts continued locally to encourage development and preservation of affordable housing. Affordable undeveloped property, along with rising construction material and labor costs, were the main hindrance to development of affordable housing locally. Additionally, clouded or fragmented title to property often renders otherwise potential affordable housing developments infeasible. City staff worked regularly with property owners, taxing entities, for- and not-for profit developers (i.e. Habitat and CHDOs) and city departments on strategies to facilitate and expedite new affordable housing locally.

In Bryan, construction of new housing or renovation of existing housing is inexpensive in terms of development and inspection fees, meaning that costs do not inhibit development of affordable units. Development standards facilitate the development of both market and affordable residential units. In PY2018, the city avoided duplication between local jurisdictions and ordinances by having ordinances enforced solely by the city so as to reduce costs. Additionally, zoning allows for minimally sized lots which accommodate development of affordable housing.

Building fees are generally less than recommendations by national associations. In PY2018, Bryan used a single fee based on square footage and valuation with one permit cost. Further, fees for city-sponsored affordable housing projects were waived for non-profit developers, and city liens were waived for nonprofit developers acquiring property which has outstanding liens for code enforcement actions such as mowing and demolition. Development expenses were also minimal in terms of housing construction and renovation costs.

Finally, the City maintains an inter-department group - Bryan's Infill Housing Committee - that identifies obstacles and explores ways to enhance local development, including infill housing, infrastructure, demolition, and other affordable housing initiatives. As appropriate, city CDS staff provide infill presentations regarding housing needs, primarily in older neighborhoods, to other city boards / committees, including Planning and Zoning, Bryan Business Council, and the Community Development Advisory Committee.

**Actions taken to address obstacles to meeting underserved needs. 91.220(k); 91.320(j)**

An ongoing obstacle is lack of funds. Accordingly, the City has, over the years, created a portfolio of loans from past housing activities that now provide additional income for housing activities. In PY2018, the loan



portfolio generated over \$100,000 in additional funding available for affordable housing efforts. Additionally, in an effort to ensure coordination of services and leveraging of resources, the City collaborates with local partners to ensure effective delivery of services. The Community Partnership Board (over 80 service agencies), met regularly in PY2018 to ensure cross-agency communication and to eliminate duplication in services. The City assisted partners in finding funding and preparing applications. Likewise, the local Homeless Coalition brought together CoC providers to leverage capacity and funds. As the CoC Committee Chair, City staff reviewed the BVCH's CoC applications and provided technical assistance on various grants, including HUD Rapid Rehousing, Supportive Housing/Transitions and HMIS Expansion. Bryan also provided technical assistance and annual consistency review for BHA, as well as environmental review for BHA's funding. Other than PY2018 PSA funded agencies (see Accomplishments on pages 176-177), collaboration efforts included:

United Way - *Community Impact Grants* – 22 nonprofits were awarded \$325,000 in 2019 to address UWBV *Bold Goals* and *2020 Strategic Plan*; the *State Employee Campaign* raised -\$528,000 for various local agencies programs meeting local needs; in PY2018, *2-1-1 Texas* received 10,908 calls from Brazos County citizens needing information and referral assistance. The *Financial Stability Innovation Fund* is a partnership with four nonprofit and government organizations working directly with low-to-moderate income clients to provide training on financial education topics including budgeting, retirement planning, and credit usage. In Spring 2019, the Youth Leadership Cabinet awarded \$32,900 to 38 local agencies.

In this program year, MHMR of the Brazos Valley utilized 1,494 hours of volunteer time by 20 volunteers serving 8,254 clients by providing supportive services to include: residential services, case management, supported employment, intake/diagnosis, day rehabilitation, emergency services, medication clinic, assertive community treatment, respite care, jail diversion, and a specialized case management program under the auspices of the Texas Correctional Office on Offenders with Medical or Mental Impairments. Using CDBG funds from College Station, MHMR funded eligible operating expenses for the Mary Lake Peer Support Center: a site-based, client-driven program providing peer support, self-advocacy, education, weekly outings, and community socialization for clients. The model promotes recovery from mental illness. The program served sixty-three (60) unduplicated low-income clients in PY2018.

Brazos Valley Rehabilitation Center - Counseling and Case Management - served 215 unduplicated clients providing a variety of services, to include: Medicaid, SNAP, and TANF as well as transportation, and clinical emotional support.

Brazos Valley Community Action Programs - Meals on Wheels- 8,263 clients received 118,501 meals; Head Start and Early Head Start- 534 clients served; Utility Assistance- 8,263 clients; Women, Infant and Children Program- approximately 7,350 monthly caseload; Weatherization- 71 housing units weatherized; CSBG Case Management- 45 of 197 enrolled clients transitioned out of poverty.

The Brazos Valley Council on Alcohol and Substance Abuse (BVCASA) provides prevention, intervention and treatment services locally and is the only provider of substance abuse services to low-income persons in the region. BVCASA is primarily funded by the Texas Health and Human Services Commission (HHSC),

the Texas Department of State Health Services (DSHS), and the Texas Department of Criminal Justice (TDCJ). In 2018-19: prevention programs education was provided to 1,068 middle and high school youth; Safe and drug-free alternative activities served 5,205 youth and 2,017 adults; prevention literature was provided to 6,916 youth and 2,957 adults, and; 11,149 youth and 1,350 adults attended educational presentations. Information was provided to 1,000 college students on the dangers of binge drinking, marijuana use, and prescription drug abuse. A town hall meeting was held in Bryan on the dangers of alcohol, opioid and methamphetamine use. A pregnant/postpartum intervention program served 142 adolescent/adult women at high risk for substance abuse. Supportive Outpatient Continuum of Care (SOCC) services, a transitional treatment center in Bryan and Brenham served 182 persons. BVCASA also provides residential treatment in Bryan for persons completing the in-prison Substance Abuse Felony Punishment Program. The Transitional Treatment Center (TTC) program provides up to 158 beds for females and 30 beds for males. In FY 2018, a total of 909 persons were served through this program.

Annually, the Brazos Valley Food Bank (BVFB) processes approximately 7 million pounds of food using approximately \$2.4 million in funding, and volunteers providing over 14,000 volunteer service hours to bring the region closer to being hunger-free. . In BVFB's most recent reporting period (July 1, 2018 - June 30, 2019) millions of pounds of food was distributed to 48,045 persons through 36 partner agencies and 41 elementary schools using the *BackPack Program*. Additional programs include: 9 on campus *School Food Pantries* for older students; *Senior Bags*, food filled bags for low-income seniors; 4 monthly *Mobile Food Pantries* for rural areas, and *Screen & Intervene* services in health settings to identify patients dealing with hunger.

Junction Five-0-Five serves developmentally disabled clients by providing counseling, work skills, and job coaching to help clients gain employment. In this reporting period the agency served approximately 200 clients and had an average of 16 volunteers logging approximately 129 hours monthly to assist Junction Five-0-Five clients and staff.

Brazos Valley Center for Independent living (BVCIL), a non-profit agency providing a variety of services to disabled person, to include information and referrals, social services, transportation, and life skill assistance.

Elder-Aid, a local agency providing both housing and non-housing services to local elderly clients. Program assistance includes: Affordable housing; health and wellness services; funding for basic needs; emergency financial assistance; home repairs; medical transportation; yard/lawn maintenance; housekeeping assistance; Phone Buddy assistance, and; referral assistance to other services. To date, in this program year, Elder-Aid reports 138 volunteers logging 2,066 hours while assisting Elder-Aid and their clients.

### **Actions taken to reduce lead-based paint hazards. 91.220(k); 91.320(j)**

Bryan has emphasized lead-based paint (LBP) counseling and awareness in all its programs. All Down Payment and Closing Cost assistance for pre-1978 properties in the first-time homebuyer program requires LBP counseling as well as testing and remediation.

The City also maintains a continued focus on the hazards of lead-based paint and the need for lead-based paint testing and appropriate remediation actions on housing rehabilitation projects. Additionally, the City continues to work with public service agencies caring for or providing services to families with children to reduce lead-based hazards in the community. Based on the latest available data (2017 data from the Texas Department of State Health Services), 34 out of 1,502 Bryan children under the age of 15 years of age tested for elevated blood lead levels were found to have elevated levels ( $\geq 5$  micrograms per deciliter), as shown in the attached chart. Note that Texas Department of State Health Services has recently begun reporting for  $\geq 5$  micrograms per deciliter as elevated, therefore comparing this data to previous year reports using the  $\geq 10$  micrograms per deciliter range would not be fair comparisons.

The following strategies related to the City’s Community Development programs are ongoing:

- Provide public information and education regarding lead-based paint.
- Integrate lead hazard evaluation and reduction activities into all housing activities.
- Provide training and certification opportunities for Community Development staff to manage lead-based paint impacted projects.

Bryan, TX Zip Codes	Children Tested	Children w/ $\geq 5\mu\text{g/dL}$
77801	280	6
77802	233	6
77803	705	17
77805	19	0
77806	13	0
77807	116	<5
77808	136	<5
<b>Total</b>	<b>1,502</b>	<b>34</b>

**Source:** Texas Dept. of State Health Services – Childhood Lead Poisoning Program (2017 Data – latest available).  
 Counts of 1-4 are expressed as “<5” to protect patient identity.

**Actions taken to reduce the number of poverty-level families. 91.220(k); 91.320(j)**

The City’s anti-poverty strategy includes the following components: Expand the inventory of safe, decent, affordable dwellings available to low-income residents; Fund public service activities that enhance quality of life and encourage self-sufficiency for low-income residents; Create jobs for low-income residents by providing technical assistance to businesses creating jobs targeting low-income persons, with an emphasis on living wage jobs, and; Fund activities allowing children to develop their maximum potential and leave the poverty environment. Additionally, Bank-on-Brazos Valley coordinates financial literacy programs for youth and families, as well as financial management targeting low- and moderate-income households.

Efforts to reduce poverty directly link to housing and non-housing efforts. Affordable, accessible, safe and efficient housing is important for financial stability and promotes self-reliance. Similarly, non-housing

efforts provide the support necessary for LMI persons to develop self-sufficiency and avoid poverty or, if already at poverty levels, transition out of poverty. The City regularly provides the maximum public service agency allocation allowed, thereby making services available to address poverty, and its related issues. In PY2018, the City allocated and/or disbursed CDBG and HOME funds for the following (details on fund amounts and persons served found under CR-05):

## **CDBG**

**Homeowner Housing Assistance:** Major rehabilitation/reconstruction, minor repair, handicap accessibility, and homebuyer assistance.

**Public Service Agency Funding:** Bryan Parks and Recreation - Summer Camp Program; Brazos Valley Food Bank – Together We Grow Program; Twin City Mission - The Bridge Case Management Assistance Program, Catholic Charities of Central Texas - Financial Stability Program; and Brazos Valley Rehabilitation Center - Counseling and Case Management Program.

## **HOME**

**Home Owner Housing Assistance:** Major rehabilitation/reconstruction, homebuyer assistance.

**Down Payment Assistance/Acquisition:** Down-payment assistance.

**Community Housing Development Organizations (CHDO):** Affordable housing development.

As noted elsewhere in this report, many other local housing and non-housing agencies provide services using non-CDBG/HOME funds. These entities are familiar with the City's CP goals and often coordinate efforts with partner agencies using HUD formula grants. For example, the local Community Partnership Board, representing approximately 80 agencies, helps identify, prioritize and deliver needed services locally. As reported in this report, other charitable housing providers, for-profit developers, state funded agencies, and subsidized housing developers also contribute to poverty reducing efforts locally.

## **Actions taken to develop institutional structure. 91.220(k); 91.320(j)**

The City of Bryan coordinates and administers the affordable housing, supportive housing, homeless, and non-housing community development strategies through its Community Development Services Department. The department acts as a liaison with community groups, public institutions, non-profit organizations, and private industry to share information, identify resources and opportunities, and coordinate activities when possible.

Multiple local organizations aid in this coordination, to include: the Community Partnership Board; United Way of the Brazos Valley; Brazos Valley Council of Governments; Brazos County Housing Coalition; Brazos

Valley Food Bank; Texas A&M University System; Blinn College; Economic Development Council; Research Valley Small Business Development Center; Bryan-College Station Community Health Center; Brazos Valley Health Partnership; the Brazos Valley Affordable Housing Corporation; the Brazos Valley Coalition for the Homeless; Twin City Mission; Family Promise; Bryan-College Station Chamber of Commerce; Bryan-College Station Habitat for Humanity; Information and Referral Advisory Board; Bryan Housing Authority; Community Development Advisory Committee, Bank-on-Brazos Valley; Financial Fitness Center; Brazos Center on Independent Living; Brazos Valley Aging and Disability Resource Center; and the Bryan-College Station Joint Relief Funding Review Committee.

Staff will continue to participate in these organizations as well as cooperate with and provide individual technical assistance to others.

**Actions taken to enhance coordination between public and private housing and social service agencies. 91.220(k); 91.320(j)**

The Community Development Services Department of the City of Bryan is the lead agency for the 5-Year Consolidated Plan and all subsequent Annual Action Plans. City staff worked closely with all housing and non-housing recipients of funds through the 2018-19 Annual Action Plan to achieve the stated goals. As noted elsewhere in this report, many other non-CDBG/HOME organizations are also collaborated with to ensure efficient allocation of resources and to avoid program overlap and duplication of services. Following are PY2018 efforts and collaborations had between the City of Bryan and its local partners:

Housing Agencies: City staff coordinated efforts with the Bryan Housing Authority, Brazos Valley Development Council, City of College Station, Texas Department of Housing and Community Affairs, U.S. Dept. of Housing and Urban Development, Brazos Valley Community Action Programs, Brazos Valley Council of Governments (Section 8 Housing Voucher Program), Mental Health and Mental Retardation of Brazos Valley, Bryan-College Station Habitat for Humanity, the Brazos Valley Affordable Housing Corporation, local certified CHDOs, the newly formed Brazos County Housing Coalition, and other public and private housing entities to enhance program delivery of decent, safe, efficient, and affordable housing.

Social Service Coordination: Bryan and College Station, Texas, both entitlement communities, jointly operated the Joint Relief Funding Review Committee whose task it was to review all CDBG public service funding applications for the two cities and provide the respective city councils with recommendations for use of the funds. This activity eliminates duplicated requests and provides a quality review of needs and resources for the larger Bryan-College Station community. In this reporting period the cities jointly held multiple public meetings, perform numerous site visits, and held several public hearings to ensure appropriate funding of local public service agency programs. Staff also coordinated with CHI St. Joseph's Hospital and its Client Tracker (software) to better coordinate services and resources for housing and social services needs.

Three CDBG application workshops (2 pre-proposal and 1 post-award) were held for non-profit agency staff and several workshops for CDBG recipient's Board of Directors members during Board meetings throughout the year. Staff worked with the Community Partnership Board, a coalition of area non-profits to reduce duplication of services and provide better coordination of services in the area. Staff served on several committees that have been established to provide information and referral access, education, training and fundraising for area non-profits. Staff also assisted Project Unity and other organizations in grant proposals. Staff, as part of the Information and Referral (I&R) Committee, provided technical support to United Way, including several group meetings, and other pertinent agencies that provide I&R; including many city departments.

Public Housing: The City of Bryan appoints the board for the Bryan Housing Authority (BHA). City of Bryan representatives meet regularly with BHA staff to discuss operating procedures, concerns of residents, and to outline ways the City can provide additional technical assistance. The City, through Bank-on-Brazos Valley coordinates financial literacy training and education to BHA residents. The City also provides a plan consistency review for BHA grant applications and annual budget reviews.

### **Identify actions taken to overcome the effects of any impediments identified in the jurisdictions analysis of impediments to fair housing choice. 91.520(a)**

To affirmatively further fair housing, Bryan has adopted a Fair Housing Ordinance under Chapter 58, Article II of the city's Code of Ordinances and conducts an Analysis of Impediments to Fair Housing Choice update every five years to coincide with the Consolidated Plan (CP) process. During development of the 2015-19 CP, and to satisfy to satisfy recommendations outlined in the city's 2018 AAP and its Fair Housing Narrative Statement (FHNS), the City took, or was prepared to take, the following actions when required (also see FHEO Activity Table following):

- Fair Housing educational and outreach activities through public service announcements to ensure a greater distribution of bilingual materials. Source of Funds: CDBG – Administrative and City of Bryan Public Communication General Funds.
- Rehabilitation and reconstruction programs and worked to identify areas where the City's Capital Improvements funding could be leveraged with federal funds. Source of Funds: CDBG – Administrative and project funds.
- Marketed housing rehabilitation and reconstruction programs. Source of Funds: CDBG – Administrative funds, and City of Bryan Public Communication General Funds.
- Reviewed/evaluated advertising for housing providers, lenders, and insurers and, as needed, provided recommendations on satisfying fair housing regulations. Source of Funds: CDBG – Administrative funds.
- Fair housing educational and outreach activities targeted toward housing providers, lenders, and insurers. Source of Funds: CDBG – Administrative funds.
- Monitor development activity such as rezoning applications, building permits, and Housing Tax Credit applications. Source of Funds: CDBG – Administrative funds.

- Monitor case law in relation to this zoning classification. Source of Funds: CDBG – Administrative funds.
- Monitor proposed changes to City ordinances regarding conflict with fair housing laws. Source of Funds: CDBG – Administrative funds.
- Monitor Mortgage Disclosures rules on affordable housing issues. Source of Funds: CDBG – Administrative funds.
- Counseled minority Down Payment Assistance applicants regarding credit education and submission of loan applications. Source of Funds: Administrative funds, and HOME housing project funds (Down Payment Assistance).
- Promoted Homebuyer Counseling to minority applicants. Source of Funds: CDBG – Administrative funds.
- Engaged mortgage lenders through committees such as the City’s Brazos Valley Bank on It program to promote lending to minority applicants. Source of Funds: CDBG – City General funds / Special Project funds.

**CDBG funding of Fair Housing activities by others** - The City of Bryan accepts applications for CDBG funding from eligible public service agencies, including agencies working to further fair housing.

**In-kind contributions in support of Fair Housing** - The following are in-kind contributions in support of fair housing provided by the City of Bryan (also see following chart):

- Webpage link to U.S. Department of HUD fair housing information.
- Participation in the Homebuyer Education Coalition.
- Display of the Fair Housing Poster prominently in office, on reports, and on promotional materials.
- Technical assistance to public and private affordable housing advocates and agencies.
- Utilization of Affirmative Marketing Policies in program efforts and in non-city partnerships.
- Staff encouragement of lender use of non-traditional client loan qualifying and loan products..
- City provided bi-lingual staff in to assist applicants and in marketing efforts.

**Other Actions** - In PY2018, the City adopted an ordinance eliminating the MU-1 mixed-use residential district zoning which has the impact of further restricting locations where manufactured housing may be located. To mitigate adverse effects on housing options, the ordinance grandfathers existing units so that households will not be displaced. Additionally, the City launched the Bryan Home Foundation Initiative, a new affordable housing program funded by local general funding. The program provides owners of residential lots with manufactured units, the opportunity to sell the unit to the City for \$10,000 regardless of its value, and also the option of applying for up to \$7,500 in down-payment assistance from the City’s Community Development Department to assist in building a traditionally built home on their residential lot. The City’s Community Development staff will also provide program participants technical assistance related to these program efforts.

**FHEO Activity Table – 2018 CAPER**

DATE	OUTREACH EFFORT / EVENT	AVAILABLE TO:	MEDIA or VENUE
8/14/2018	Brazos Valley Homeless Coalition - Introduction to Fair Housing for TCM case managers	TCM Case Managers	Twin City Mission Headquarters
11/1/2018	P&Z Subcommittee - Discussion of Disparate Impact related to Manufactured Housing Zoning	Public	Bryan Municipal Building
11/28/2018	BVCOG Community Health Fair - Housing Programs and Fair Housing Information	Public	Brazos Valley Council of Governments
3/5/2019	Public Notice Legal Ad Referencing FHEO Info	Public	Bryan-College Station Eagle Newspaper
March 2019	Online Survey with Info on CD Programs and Fair Housing	Public	<a href="https://www.surveymonkey.com/r/73Q7ZLG">https://www.surveymonkey.com/r/73Q7ZLG</a>
February to March 2019	Television and City Website Public Service Announcements – English Referencing FHEO Info	Public	<a href="https://www.bryantx.gov/channel16/">https://www.bryantx.gov/channel16/</a>
February to March 2019	Television and City Website Public Service Announcements – Spanish Referencing FHEO Info	Public	<a href="https://www.bryantx.gov/channel16/">https://www.bryantx.gov/channel16/</a>
February to March 2019	YouTube Public Service Announcement – English Referencing FHEO Info	Public	<a href="https://www.youtube.com/watch?v=bpa_zmuhhAXc&amp;feature=youtu.be">https://www.youtube.com/watch?v=bpa_zmuhhAXc&amp;feature=youtu.be</a>
February to March 2019	YouTube Public Service Announcement – Spanish Referencing FHEO Info	Public	<a href="https://www.youtube.com/watch?v=0hv5eThnQ28">https://www.youtube.com/watch?v=0hv5eThnQ28</a>
February to March 2019	Public Service Announcement through Texas-211 Referencing FHEO Info	Texas-211 Subscribers	Texas-211 Network and email subscribers
3/7/2019	Public Service Announcement through Community Partnership Board (CPB) Referencing FHEO Info	CPB Agencies	CPB Network and email subscribers
3/21/2019	COAC Public Hearing on Fair Housing and Affirmative Marketing	Public	Bryan Municipal Building
4/17/2019	Lunch N Learn Presentation - Presentation on housing programs and fair housing	City Employees and Public	Bryan Municipal Building
4/26/2019	CD Week Celebration and CDBG/HOME Programs and Fair Housing Info	Developers and Contractors	Bryan Municipal Building
6/11/2018	Public Notice Legal Ad Referencing FHEO Info	Public	Bryan-College Station Eagle Newspaper
June 2019	YouTube / Television PSA (English & Spanish) outreach for Public Hearings and FHEO Info	Public	<a href="https://www.youtube.com/watch?v=OZ8zdQC1NNs">https://www.youtube.com/watch?v=OZ8zdQC1NNs</a> <a href="https://www.youtube.com/watch?v=hZuhSwm0WE">https://www.youtube.com/watch?v=hZuhSwm0WE</a> <a href="https://www.bryantx.gov/channel16/">https://www.bryantx.gov/channel16/</a>
June 2019	PSA Notices to Texas-211 and Community Partnership Board for agency notification	Public	Texas-211 and Community Partnership Board
6/27/2019	COAC Public Hearing on Fair Housing and Affirmative Marketing	Public	Bryan Municipal Building
7/9/2019	City Council Regular Meeting 2019 AAP including FHEO Info	Public	Bryan Municipal Building
10/15/2019	Premier Properties - Resident Homebuyer Presentation on Housing Programs and Fair Housing information	Home -Buyers	Premier Properties Office



## **CR-40 - Monitoring 91.220 and 91.230**

**Describe the standards and procedures used to monitor activities carried out in furtherance of the plan and used to ensure long-term compliance with requirements of the programs involved, including minority business outreach and the comprehensive planning requirements**

The City of Bryan's Community Development Services Department continuously monitors programs and activities to ensure compliance with city/state/federal regulations and policies. Monitoring focuses on the following areas - financial, environmental, and programmatic. In previous program years, the City revised policies and procedures to address these requirements, including revised completion project dates, extension policies, tracking system process to ensure compliance of the four year completion date, timely draw process, technical assistance policy for property conversion (owner occupied to rental), CHDO capacity to provide evidence of development experience, underwriter review, developer capacity assessment, and neighborhood market conditions policies/procedures. City monitoring efforts focus on the following areas: Sub-recipient Monitoring; Section 3 Compliance; Labor Standards, and; Anti-displacement and Relocation Compliance.

For a detail outline of City monitoring policies, see "[Program Monitoring Standards and Procedures](#)" listed in the Attachments section of the 2018 Consolidated Annual Performance and Evaluation Report.

## **Citizen Participation Plan 91.105(d); 91.115(d)**

**Describe the efforts to provide citizens with reasonable notice and an opportunity to comment on performance reports.**

The public comment period for the 2018 Consolidated Annual Performance and Evaluation Report (CAPER) was announced by a public notice in the *Bryan/ College Station Eagle* on December 4, 2019 (see notice and affidavit of publication in Attachment 5). The fifteen-day public comment period began on December 5, 2019 and lasted through December 19, 2019, during which a copy of the 2018 CAPER was made available for review at the City of Bryan's Community Development Services Office, 1803 Greenfield Street in Bryan during regular office hours of 8:00 A.M. - 5:00 P.M. Copies were also available during regular office hours of 8:00 A.M. - 5:00 P.M. at the City of Bryan's City Secretary's Office, 300 S. Texas Ave. in Bryan, and at the Clara B. Mounce Public Library, 201 E. 26th Street in Bryan during the library's regularly scheduled hours. During this public comment period, written or verbal comments related to the 2018 CAPER were accepted. There were no comments received during the public comment period.

**CR-45 - CDBG 91.520(c)**

**Specify the nature of, and reasons for, any changes in the jurisdiction's program objectives and indications of how the jurisdiction would change its programs as a result of its experiences.**

The City of Bryan made no changes to its CDBG/HOME program objectives. The jurisdiction's evaluation of current Consolidated Plan strategies suggests that goals and objectives outlined in the City of Bryan's 2015-19 Consolidated Plan remain relevant and appropriate to identified local needs as compared to programs and services available locally. The jurisdiction's advisory committee, city council, and program staff regularly review and evaluate program appropriateness and effectiveness. These reviews and evaluations will continue in upcoming program years.

**Does this Jurisdiction have any open Brownfields Economic Development Initiative (BEDI) grants?**

No

**[BEDI grantees] Describe accomplishments and program outcomes during the last year.**

## **CR-50 - HOME 91.520(d)**

**Include the results of on-site inspections of affordable rental housing assisted under the program to determine compliance with housing codes and other applicable regulations**

**Please list those projects that should have been inspected on-site this program year based upon the schedule in §92.504(d). Indicate which of these were inspected and a summary of issues that were detected during the inspection. For those that were not inspected, please indicate the reason and how you will remedy the situation.**

The HOME regulations at 24 CFR 92.504(d) require that on-site inspections must occur within 12 months after project completion and at least once every 3 years thereafter during the period of affordability. The City of Bryan has provided HOME assistance for the construction of 23 affordable rental projects which are still within their affordability periods. Of those, 16 were required to be inspected during this program year – all reviewed units passed inspection. When required, inspections are scheduled and conducted on units to determine whether they remained in compliance with Uniform Physical Conditions Standards (UPCS) and City of Bryan codes and ordinances.

## **Provide an assessment of the jurisdiction's affirmative marketing actions for HOME units. 92.351(b)**

The Participating Jurisdiction ensures that all HOME funded developments are affirmatively marketed in accordance with its Affirmative Fair Housing Marketing Plan, Affirmative Marketing Policy, and Implementing Procedures (see full Plan in the Attachments to this report). In accordance with Section 92.351 of the Home Program, and in furtherance of the City of Bryan's commitment to non-discrimination and equal opportunity in housing, the City has established procedures to affirmatively market units constructed or rehabilitated through the City's affordable housing programs. Owners, builders and developers offering properties assisted by the City of Bryan Community Development Services Department are required to comply with the City's affirmative marketing requirement on all units sold or leased under the program.

It is the position of the City of Bryan that individuals of similar economic levels in the same housing market area should have available to them a like range of housing choices regardless of their race, color, religion, sex, disability, familial status, age, and national origin. The City of Bryan is committed to the goals of affirmative marketing which was implemented through the Community Development Services Department's Affordable Housing Assistance Programs. These goals are achieved through the following procedures:

- Informing the public, potential tenants, and owners about Federal Fair Housing Laws and Affirmative Marketing Policies

- Inform persons of all racial, ethnic and gender groups of unit availability
- Attract and solicit applications for assistance from persons not likely to apply without special outreach
- Record Keeping
- Assessment and Corrective Actions

### Affirmative Marketing Techniques

Of the 7 Down Payment Assistance projects completed in PY2018, 3 were HOME funded and included the following demographic characteristics: 67% percent of those assisted were Hispanic; 67% were Female Head of House; 33% were Black; 67% were very-low income, and; 33% were low-income households. The City advertises and promotes housing programs in both Spanish and English in multiple media venues (television, radio, online surveys; websites; and social media platforms. Habitat's homeownership programs also use a variety of affirmative marketing methods to promote program availability, to include: project signage, news article placement in the local newspaper and TV, and sponsorship of many community events and service projects. HOME-assisted affordable rental units developed by the City's local CHDO (ElderAid) are available to HOME eligible senior citizens of all races, ethnicities, and genders. Affirmative marketing is utilized while making these properties available for lease. In this reporting period, HOME funded new affordable elderly rental developments included the following demographic characteristics: 50% percent of those assisted were Hispanic; 100% were Female Head of House; 50% were Black; 50% were very-low income, and; 50% were low-income households

Community Development programmatic efforts also included housing reconstruction and minor housing repair assistance. Program outreach efforts in PY2018 included providing program, grant, and fair housing information through multiple venues, including: radio and TV; CDAC Public Hearings; Online Survey on CD Programs and Fair Housing; PSA Notices to Texas-211 including Fair Housing Info; hosting a Contractors Breakfast, Community Development Week celebration events; developer technical assistance, maintaining a supply of flyers and applications at the public library, and other efforts and venues listed in the FHEO Table under Section CR-35 of this report.

### **Refer to IDIS reports to describe the amount and use of program income for projects, including the number of projects and owner and tenant characteristics**

In PY2018, \$941,981.29 of HOME funds was made available (excludes administrative) and includes \$2,909,77 of prior year income not used at year end. These funds were available for Home Owner Housing Assistance activities, and or Down Payment Assistance activities. In this reporting period, the City utilized HOME grant allocations and program income to fund programs addressing local affordable housing needs, to include the following completed project totals:

**Home Owner Housing Assistance** - (2018 \$179,780.25.00 allocated) - 1 household provided major

housing reconstruction (from prior year's funding and program income) with additional projects in progress at year's end.

**Down Payment Assistance/Acquisition** (2018 \$78,000.00 allocated) - 3 households provided down-payment assistance with additional projects in progress at year's end, using prior year's funding.

**Community Housing Development Organizations (CHDO)** (\$51,556.05 of 2018 CHDO set-aside funding allocated). An additional \$10,000.00 of unallocated PY2015 HOME funding and \$40,907.55 of PY2016 HOME CHDO set-aside funding, \$37,528.35, FY 2017 CHDO for a total of \$88,435.90 was made available for affordable housing development and used on two CHDO rental houses. Two buildable lots (719 Fairview and 1003 Hudson) were used by Elder-Aid, the city's certified CHDO, for affordable senior rentals on the properties. These funds and properties are expected to leverage an additional \$102,990 in CHDO contributed private finance for development of a 2-home development serving lower-income (60% AMI) elderly households.

Owner characteristics for households served in completed HOME projects activities, are as follows:

Ethnicity	Race		Totals
	White	Black	
Non-Hispanic	0	3	3
Hispanic	3	0	3
<b>Totals</b>	<b>3</b>	<b>3</b>	<b>6</b>

Extremely Low-Income	Low-Income	Moderate-Income
1	4	1

**Owner Characteristics for Completed HOME Activities – 2018 CAPER**

**Describe other actions taken to foster and maintain affordable housing. 91.220(k) (STATES ONLY: Including the coordination of LIHTC with the development of affordable housing). 91.320(j)**

The City continued its commitment to preserving and maintaining existing affordable housing as identified in its 2015-19 CP. In the process of addressing needs the City, in cooperation with local partners, worked to: Reduce isolation of income groups by decentralizing housing opportunities and revitalizing deteriorating neighborhoods; Expand the supply of decent, safe and affordable housing through the rehabilitation of existing residential property; Conserve energy resources by providing weatherization technical assistance to low to moderate-income persons; Expand home ownership opportunities for very low, low and moderate-income persons; Provide housing and supportive services for special needs

populations. Consequently, 2018-19 CDBG and HOME funds were available for use to address these needs and those identified in the 2015-19 CP through the following activities:

**Housing Infrastructure/Re-development Assistance** - Technical assistance to private developers building single-family residential units.

**Home Owner Housing Assistance** - Rehabilitation or reconstruction of substandard, low-income owner occupied homes.

**Down Payment Assistance** - Closing cost; down payment, counseling, and technical assistance for homebuyers, to include Habitat for Humanity clients.

**New Housing Construction Assistance** - Assistance to developers of affordable housing including CHDO and Habitat projects, senior/special needs housing, LIHTC developments.


**Minor Home Repair** – Assistance to low-income, home owners with urgent and minor repairs.

**Voluntary Clearance/Demolition** – Assistance in the removal of vacant and dilapidated structures, thereby addressing blight and promoting redevelopment.

**Voluntary Acquisition** – Assistance in the identification and acquisition of property that can be used for future development of affordable housing.

In PY2018 HOME funds \$280,610.18 expended for affordable housing and related expenses totaled (excluding administration) and included many of the above noted 2015-19 CP activities. Total HOME funds with Administrative (\$26,537.98) was \$307,148.16 includes current year expenditures drawn in IDIS. These funds leveraged an estimated \$860,837.76 from other private funds (contributed and/or borrowed, mortgage lending proceeds, and other federal or state funds). The City also continued to partner and support local non-profit housing and service providers to improve the quality, quantity, and availability of affordable housing stock locally, including: Bryan Housing Authority (subsidized units); Brazos Valley Council of Governments (Housing Choice Vouchers); Habitat for Humanity (homeownership opportunities); Elder-Aid (affordable senior housing); Brazos Valley Affordable Housing Corporation (various housing programs); local CHDOs, and other public and private housing developers. Participated in the Brazos County Housing Coalition Committee by providing technical assistance in determining housing needs. Also participated in the Brazos Valley Homeless Coalition and Home Builders Association and the Brazos Valley Housing Consortium, which is focused on expanding access to housing for the disabled.





U.S. Department of Housing and Urban Development  
 Office of Community Planning and Development  
 Integrated Disbursement and Information System  
 CDBG Activity Summary Report (GPR) for Program Year 2018  
 BRYAN

Date: 16-Dec-2019  
 Time: 13:38  
 Page: 1

**PGM Year:** 1994  
**Project:** 0002 - CONVERTED CDBG ACTIVITIES  
**IDIS Activity:** 2 - CDBG COMMITTED FUNDS ADJUSTMENT

**Status:** Open 3/3/2003 12:00:00 AM  
**Location:** ,  
**Objective:**  
**Outcome:**  
**Matrix Code:** General Program Administration (21A)      **National Objective:**

**Initial Funding Date:** 01/01/1994

**Description:**

**Financing**

	Fund Type	Grant Year	Grant	Funded Amount	Drawn In Program Year	Drawn Thru Program Year
CDBG	EN	Pre-2015		\$6,992,020.58	\$0.00	\$0.00
		1989	B89MC480006		\$0.00	\$730,000.00
		1990	B90MC480006		\$0.00	\$689,000.00
		1991	B91MC480006		\$0.00	\$770,000.00
		1992	B92MC480006		\$0.00	\$796,000.00
		1993	B93MC480006		\$0.00	\$1,023,000.00
		1994	B94MC480006		\$0.00	\$1,113,000.00
		1995	B95MC480006		\$0.00	\$1,131,000.00
		1996	B96MC480006		\$0.00	\$740,020.58
		1999	B99MC480006		\$0.00	\$0.00
		2004	B04MC480006		\$0.00	\$0.00
<b>Total</b>	<b>Total</b>			<b>\$6,992,020.58</b>	<b>\$0.00</b>	<b>\$6,992,020.58</b>


**Proposed Accomplishments**

**Actual Accomplishments**

Number assisted:

	Owner		Renter		Total		Person	
	Total	Hispanic	Total	Hispanic	Total	Hispanic	Total	Hispanic
White:					0	0		
Black/African American:					0	0		
Asian:					0	0		
American Indian/Alaskan Native:					0	0		
Native Hawaiian/Other Pacific Islander:					0	0		
American Indian/Alaskan Native & White:					0	0		
Asian White:					0	0		
Black/African American & White:					0	0		





U.S. Department of Housing and Urban Development  
Office of Community Planning and Development  
Integrated Disbursement and Information System  
CDBG Activity Summary Report (GPR) for Program Year 2018  
BRYAN

Date: 16-Dec-2019  
Time: 13:38  
Page: 2

American Indian/Alaskan Native & Black/African American:	0	0							
Other multi-racial:	0	0							
Asian/Pacific Islander:	0	0							
Hispanic:	0	0							
<b>Total:</b>	<b>0</b>	<b>0</b>	<b>0</b>	<b>0</b>	<b>0</b>	<b>0</b>	<b>0</b>	<b>0</b>	<b>0</b>

Female-headed Households:


0

*Income Category:*

	Owner	Renter	Total	Person
Extremely Low			0	
Low Mod			0	
Moderate			0	
Non Low Moderate			0	
Total	0	0	0	0
Percent Low/Mod				

**Annual Accomplishments**

No data returned for this view. This might be because the applied filter excludes all data.



U.S. Department of Housing and Urban Development  
 Office of Community Planning and Development  
 Integrated Disbursement and Information System  
 CDBG Activity Summary Report (GPR) for Program Year 2018  
 BRYAN

Date: 16-Dec-2019  
 Time: 13:38  
 Page: 3

PGM Year: 2016  
 Project: 0001 - Home Owner Housing Assistance  
 IDIS Activity: 983 - ME4001 - Housing Assistance CDBG

Status: Completed 11/27/2018 12:00:00 AM  
 Location: 806 Hudson St Bryan, TX 77803-1647  
 Objective: Provide decent affordable housing  
 Outcome: Affordability  
 Matrix Code: Rehab; Single-Unit Residential (14A) National Objective: LMH

Initial Funding Date: 01/12/2017

**Description:**

Housing assistance program provides funding and/or technical assistance to improve and increase affordable housing stock for very low, low and moderate income households and special needs populations.  
 Provide direct programs including major rehabilitation/reconstruction 2 annually, minor repairs 20 annually (health/safety concerns and handicap accessibility).

**Financing**

	Fund Type	Grant Year	Grant	Funded Amount	Drawn In Program Year	Drawn Thru Program Year
CDBG	EN	2016	B16MC480006	\$517,650.30	\$0.00	\$517,650.30
		2017	B17MC480006	\$49,635.54	\$0.00	\$49,635.54
	PI			\$4,518.52	\$0.00	\$4,518.52
<b>Total</b>	<b>Total</b>			<b>\$571,804.36</b>	<b>\$0.00</b>	<b>\$571,804.36</b>


**Proposed Accomplishments**

Housing Units : 44

**Actual Accomplishments**

Number assisted:

	Owner		Renter		Total		Person	
	Total	Hispanic	Total	Hispanic	Total	Hispanic	Total	Hispanic
White:	16	12	0	0	16	12	0	0
Black/African American:	29	0	0	0	29	0	0	0
Asian:	0	0	0	0	0	0	0	0
American Indian/Alaskan Native:	0	0	0	0	0	0	0	0
Native Hawaiian/Other Pacific Islander:	0	0	0	0	0	0	0	0
American Indian/Alaskan Native & White:	0	0	0	0	0	0	0	0
Asian White:	0	0	0	0	0	0	0	0
Black/African American & White:	0	0	0	0	0	0	0	0
American Indian/Alaskan Native & Black/African American:	0	0	0	0	0	0	0	0
Other multi-racial:	0	0	0	0	0	0	0	0
Asian/Pacific Islander:	0	0	0	0	0	0	0	0
Hispanic:	0	0	0	0	0	0	0	0




U.S. Department of Housing and Urban Development  
 Office of Community Planning and Development  
 Integrated Disbursement and Information System  
 CDBG Activity Summary Report (GPR) for Program Year 2018  
 BRYAN

Date: 16-Dec-2019  
 Time: 13:38  
 Page: 4

<b>Total:</b>	<b>45</b>	<b>12</b>	<b>0</b>	<b>0</b>	<b>45</b>	<b>12</b>	<b>0</b>	<b>0</b>
Female-headed Households:	37		0		37			
<i>Income Category:</i>								
	<b>Owner</b>	<b>Renter</b>	<b>Total</b>	<b>Person</b>				
Extremely Low	13	0	13	0				
Low Mod	24	0	24	0				
Moderate	19	0	19	0				
Non Low Moderate	0	0	0	0				
Total	56	0	56	0				
Percent Low/Mod	100.0%		100.0%					

**Annual Accomplishments**

<b>Years</b>	<b>Accomplishment Narrative</b>	<b># Benefitting</b>
2016	Housing assistance program including minor repair, technical assistance and staff program delivery for eligible qualified households within the city limits of Bryan, Texas. Eligible qualified households were provided pre-assessment, application assistance, construction assistance, and project management to close out each project. The 5 year plan states 20 as the annual minor repair goal with 43 units being closed (70 total in IDIS Activities 961 and 983 combined) in the 2016 program year. This activity will remain open for the 2017/2018 program year.	
2017	This program provided minor assistance to eligible and qualified low and moderate income households for minor repairs that affect health and safety of the household such roofs, electrical, plumbing etc. The program provides for up to \$5,000 for each household for a grant. Homes are inspected and at least 3 informal quotes are obtained unless there is an emergency situation.	



U.S. Department of Housing and Urban Development  
 Office of Community Planning and Development  
 Integrated Disbursement and Information System  
 CDBG Activity Summary Report (GPR) for Program Year 2018  
 BRYAN

Date: 16-Dec-2019  
 Time: 13:38  
 Page: 5

PGM Year: 2015  
 Project: 0001 - Home Owner Housing Assistance  
 IDIS Activity: 994 - CDRC09 - CDBG Reconstruction

Status: Completed 11/16/2018 12:00:00 AM  
 Location: 604 Ash St Bryan, TX 77803-1705  
 Objective: Provide decent affordable housing  
 Outcome: Affordability  
 Matrix Code: Rehab; Single-Unit Residential (14A) National Objective: LMH

Initial Funding Date: 04/28/2017

**Description:**

CDBG Reconstruction under Home Owner Assistance Program of a new, single-family, 1,417 square foot, 3 bedroom home for an elderly, 2 member household. The replacement dwelling will be constructed on the same site as the existing dilapidated structure.

**Financing**

	Fund Type	Grant Year	Grant	Funded Amount	Drawn In Program Year	Drawn Thru Program Year
CDBG	EN	2015	B15MC480006	\$95,407.49	\$0.00	\$95,407.49
		2016	B16MC480006	\$50,000.00	\$0.00	\$50,000.00
		2017	B17MC480006	\$47,319.96	\$0.00	\$47,319.96
	PI			\$19,055.08	\$0.00	\$19,055.08
<b>Total</b>	<b>Total</b>			<b>\$211,782.53</b>	<b>\$0.00</b>	<b>\$211,782.53</b>


**Proposed Accomplishments**

Housing Units : 1

**Actual Accomplishments**

Number assisted:

	Owner		Renter		Total		Person	
	Total	Hispanic	Total	Hispanic	Total	Hispanic	Total	Hispanic
White:	0	0	0	0	0	0	0	0
Black/African American:	1	0	0	0	1	0	0	0
Asian:	0	0	0	0	0	0	0	0
American Indian/Alaskan Native:	0	0	0	0	0	0	0	0
Native Hawaiian/Other Pacific Islander:	0	0	0	0	0	0	0	0
American Indian/Alaskan Native & White:	0	0	0	0	0	0	0	0
Asian White:	0	0	0	0	0	0	0	0
Black/African American & White:	0	0	0	0	0	0	0	0
American Indian/Alaskan Native & Black/African American:	0	0	0	0	0	0	0	0
Other multi-racial:	0	0	0	0	0	0	0	0
Asian/Pacific Islander:	0	0	0	0	0	0	0	0
Hispanic:	0	0	0	0	0	0	0	0




U.S. Department of Housing and Urban Development  
 Office of Community Planning and Development  
 Integrated Disbursement and Information System  
 CDBG Activity Summary Report (GPR) for Program Year 2018  
 BRYAN

Date: 16-Dec-2019  
 Time: 13:38  
 Page: 6

<b>Total:</b>									
	1	0	0	0	1	0	0	0	
Female-headed Households:	0		0		0				
<i>Income Category:</i>									
	<b>Owner</b>	<b>Renter</b>	<b>Total</b>		<b>Person</b>				
Extremely Low	0	0	0		0				
Low Mod	0	0	0		0				
Moderate	1	0	1		0				
Non Low Moderate	0	0	0		0				
Total	1	0	1		0				
Percent Low/Mod	100.0%		100.0%						

**Annual Accomplishments**

Years	Accomplishment Narrative	# Benefitting
2016	Major reconstruction began on owner occupied house after application process and determinations of eligibility. Expenditures on activity includes all soft costs (preliminary costs to prepare for construction), construction and program delivery.	
2017	Owner occupied major reconstruction completed in 107/2018 program year. Eligible and qualified household received a zero percent interest free loan for 30 years. Program income expended in the 2017/2018 year was 27,300.15	



U.S. Department of Housing and Urban Development  
 Office of Community Planning and Development  
 Integrated Disbursement and Information System  
 CDBG Activity Summary Report (GPR) for Program Year 2018  
 BRYAN

Date: 16-Dec-2019  
 Time: 13:38  
 Page: 7

PGM Year: 2017  
 Project: 0002 - Administration CDBG  
 IDIS Activity: 1001 - CDBG Administration  
 Status: Completed 11/28/2018 12:00:00 AM  
 Location: ,

Objective:  
 Outcome:  
 Matrix Code: General Program Administration (21A)      National Objective:

Initial Funding Date: 01/04/2018

**Description:**

Expenditures related to administration of Community Development Block Grant and Home Investment Partnership Program that are not attributed to project specific cost, such as eligible supplies, rent, salaries/benefits, trainings, etc.

**Financing**


	Fund Type	Grant Year	Grant	Funded Amount	Drawn In Program Year	Drawn Thru Program Year
CDBG	EN	2017	B17MC480006	\$159,541.99	\$0.00	\$159,541.99
<b>Total</b>	<b>Total</b>			<b>\$159,541.99</b>	<b>\$0.00</b>	<b>\$159,541.99</b>

**Proposed Accomplishments**

**Actual Accomplishments**

Number assisted:

	Owner		Renter		Total		Person	
	Total	Hispanic	Total	Hispanic	Total	Hispanic	Total	Hispanic
White:					0	0		
Black/African American:					0	0		
Asian:					0	0		
American Indian/Alaskan Native:					0	0		
Native Hawaiian/Other Pacific Islander:					0	0		
American Indian/Alaskan Native & White:					0	0		
Asian White:					0	0		
Black/African American & White:					0	0		
American Indian/Alaskan Native & Black/African American:					0	0		
Other multi-racial:					0	0		
Asian/Pacific Islander:					0	0		
Hispanic:					0	0		
<b>Total:</b>	<b>0</b>	<b>0</b>	<b>0</b>	<b>0</b>	<b>0</b>	<b>0</b>	<b>0</b>	<b>0</b>
Female-headed Households:					0			



U.S. Department of Housing and Urban Development  
Office of Community Planning and Development  
Integrated Disbursement and Information System  
CDBG Activity Summary Report (GPR) for Program Year 2018  
BRYAN


Date: 16-Dec-2019  
Time: 13:38  
Page: 8

*Income Category:*

	Owner	Renter	Total	Person
Extremely Low			0	
Low Mod			0	
Moderate			0	
Non Low Moderate			0	
Total	0	0	0	0
Percent Low/Mod				

**Annual Accomplishments**

No data returned for this view. This might be because the applied filter excludes all data.



U.S. Department of Housing and Urban Development  
 Office of Community Planning and Development  
 Integrated Disbursement and Information System  
 CDBG Activity Summary Report (GPR) for Program Year 2018  
 BRYAN

Date: 16-Dec-2019  
 Time: 13:38  
 Page: 9

**PGM Year:** 2017  
**Project:** 0001 - Home Owner Housing Assistance - CDBG  
**IDIS Activity:** 1002 - Home Owner Housing Assistance CDBG

**Status:** Completed 11/7/2019 12:00:00 AM  
**Location:** 2406 W 28th St Bryan, TX 77803-2101  
**Objective:** Provide decent affordable housing  
**Outcome:** Affordability  
**Matrix Code:** Rehab; Single-Unit Residential (14A)      **National Objective:** LMH

**Initial Funding Date:** 01/04/2018

**Description:**

Addresses Objectives 1, 2, 3 & 4 of the Affordable Housing Plan and Objective 1 & 2 of the Homeless Plan of Bryan's CP. While CDBG is primary funding source, rehabilitation/reconstruction recipients contribute to project costs. Funds will provide a minimum of 24 families housing assistance in a variety of ways, to include: infrastructure, housing developments, replacement, handicap accessibility, minor repair, acquisition, voluntary demolition, homebuyer assistance, staff program delivery, and other costs necessary to carry out program activities (Outcome objective: decent housing availability/accessibility).

**Financing**

	Fund Type	Grant Year	Grant	Funded Amount	Drawn In Program Year	Drawn Thru Program Year
CDBG	EN	2017	B17MC480006	\$320,649.65	\$218,892.90	\$320,649.65
<b>Total</b>	<b>Total</b>			<b>\$320,649.65</b>	<b>\$218,892.90</b>	<b>\$320,649.65</b>

**Proposed Accomplishments**


Housing Units : 54

**Actual Accomplishments**

Number assisted:

	Owner		Renter		Total		Person	
	Total	Hispanic	Total	Hispanic	Total	Hispanic	Total	Hispanic
White:	10	8	0	0	10	8	0	0
Black/African American:	20	0	0	0	20	0	0	0
Asian:	0	0	0	0	0	0	0	0
American Indian/Alaskan Native:	0	0	0	0	0	0	0	0
Native Hawaiian/Other Pacific Islander:	0	0	0	0	0	0	0	0
American Indian/Alaskan Native & White:	0	0	0	0	0	0	0	0
Asian White:	0	0	0	0	0	0	0	0
Black/African American & White:	0	0	0	0	0	0	0	0
American Indian/Alaskan Native & Black/African American:	0	0	0	0	0	0	0	0
Other multi-racial:	0	0	0	0	0	0	0	0
Asian/Pacific Islander:	0	0	0	0	0	0	0	0
Hispanic:	0	0	0	0	0	0	0	0






U.S. Department of Housing and Urban Development  
 Office of Community Planning and Development  
 Integrated Disbursement and Information System  
 CDBG Activity Summary Report (GPR) for Program Year 2018  
 BRYAN

Date: 16-Dec-2019  
 Time: 13:38  
 Page: 10

<b>Total:</b>	<b>30</b>	<b>8</b>	<b>0</b>	<b>0</b>	<b>30</b>	<b>8</b>	<b>0</b>	<b>0</b>
Female-headed Households:	30		0		30			
<i>Income Category:</i>								
	<b>Owner</b>	<b>Renter</b>	<b>Total</b>	<b>Person</b>				
Extremely Low	13	0	13	0				
Low Mod	8	0	8	0				
Moderate	9	0	9	0				
Non Low Moderate	0	0	0	0				
Total	30	0	30	0				
Percent Low/Mod	100.0%		100.0%					

**Annual Accomplishments**

<u>Years</u>	<u>Accomplishment Narrative</u>	<u># Benefiting</u>
2017	The Minor Repair programs provides owner occupied home repairs for eligible and qualified homeowners who reside within the city limits of Bryan. The program is a grant program and households are provided assistance with the application process, review of scope of work and completion of work. The program provides limited repairs primarily roofs, electrical, plumbing, etc. to assist with the homeowner remaining in a safe and healthy environment. This activity provided 10 minor repairs and will not be completed until the 2018/2019 year.	
2018	The Minor Repair programs provides owner occupied home repairs for eligible and qualified homeowners who reside within the city limits of Bryan. The program is a grant program and households are provided assistance with the application process, review of scope of work and completion of work. The program provides limited repairs primarily roofs, electrical, plumbing, etc. to assist with the homeowner remaining in a safe and healthy environment. This activity provided 30 minor repairs.	



U.S. Department of Housing and Urban Development  
 Office of Community Planning and Development  
 Integrated Disbursement and Information System  
 CDBG Activity Summary Report (GPR) for Program Year 2018  
 BRYAN

Date: 16-Dec-2019  
 Time: 13:38  
 Page: 11

**PGM Year:** 2017  
**Project:** 0003 - Bryan Parks & Recreation Summer Camp  
**IDIS Activity:** 1003 - Summer Parks PSA program

**Status:** Completed 11/13/2018 12:00:00 AM  
**Location:** 1309 E Martin Luther King Jr St - Bryan, TX 77803-7437  
**Objective:** Provide decent affordable housing  
**Outcome:** Affordability  
**Matrix Code:** Youth Services (05D) **National Objective:** LMC

**Initial Funding Date:** 01/04/2018

**Description:**

Summer Park program for primarily low and moderate income youth. Provides for eligible expenses including salaries, supplies, equipment, and transportation. Offered in neighborhood parks and provides educational, social, and recreational activities to approximately 685 unduplicated clients. CDBG represents approximately 33% of this activity's budget.

**Financing**

	Fund Type	Grant Year	Grant	Funded Amount	Drawn In Program Year	Drawn Thru Program Year
CDBG	EN	2017	B17MC480006	\$31,867.93	\$0.00	\$31,867.93
<b>Total</b>	<b>Total</b>			<b>\$31,867.93</b>	<b>\$0.00</b>	<b>\$31,867.93</b>


**Proposed Accomplishments**

People (General) : 685

**Actual Accomplishments**

Number assisted:

	Owner		Renter		Total		Person	
	Total	Hispanic	Total	Hispanic	Total	Hispanic	Total	Hispanic
White:	0	0	0	0	0	0	179	121
Black/African American:	0	0	0	0	0	0	232	17
Asian:	0	0	0	0	0	0	5	0
American Indian/Alaskan Native:	0	0	0	0	0	0	3	3
Native Hawaiian/Other Pacific Islander:	0	0	0	0	0	0	0	0
American Indian/Alaskan Native & White:	0	0	0	0	0	0	3	0
Asian White:	0	0	0	0	0	0	0	0
Black/African American & White:	0	0	0	0	0	0	37	14
American Indian/Alaskan Native & Black/African American:	0	0	0	0	0	0	1	0
Other multi-racial:	0	0	0	0	0	0	21	15
Asian/Pacific Islander:	0	0	0	0	0	0	0	0
Hispanic:	0	0	0	0	0	0	0	0
<b>Total:</b>	<b>0</b>	<b>0</b>	<b>0</b>	<b>0</b>	<b>0</b>	<b>0</b>	<b>481</b>	<b>170</b>



U.S. Department of Housing and Urban Development  
 Office of Community Planning and Development  
 Integrated Disbursement and Information System  
 CDBG Activity Summary Report (GPR) for Program Year 2018  
 BRYAN

Date: 16-Dec-2019  
 Time: 13:38  
 Page: 12


Female-headed Households: 0 0 0

*Income Category:*

	Owner	Renter	Total	Person
Extremely Low	0	0	0	253
Low Mod	0	0	0	55
Moderate	0	0	0	136
Non Low Moderate	0	0	0	37
Total	0	0	0	481
Percent Low/Mod				92.3%

**Annual Accomplishments**

Years	Accomplishment Narrative	# Benefiting
2017	The summer Park program served primarily low and moderate income youth with recreational, educational and culturally diverse activities in several low/moderate area parks. The program provided for eligible expenses including salaries, supplies, equipment, and transportation. These activities in neighborhood parks (educational, social, and recreational activities) served 481 unduplicated clients. CDBG represents approximately 33% of this activity's budget. Lower than average participation was attributed to the extremely high summer heat.	



U.S. Department of Housing and Urban Development  
 Office of Community Planning and Development  
 Integrated Disbursement and Information System  
 CDBG Activity Summary Report (GPR) for Program Year 2018  
 BRYAN

Date: 16-Dec-2019  
 Time: 13:38  
 Page: 13

**PGM Year:** 2017  
**Project:** 0008 - Family Promise Family Support Services Program  
**IDIS Activity:** 1004 - Family Promise PSA Family Support

**Status:** Completed 11/13/2018 12:00:00 AM  
**Location:** 1401 W Martin Luther King Jr St Bryan, TX 77803-5712  
**Objective:** Create suitable living environments  
**Outcome:** Availability/accessibility  
**Matrix Code:** Other Public Services Not Listed in 05A-05Y, 03T (05Z) **National Objective:** LMC

**Initial Funding Date:** 01/04/2018

**Description:**

Family Promise works with local church volunteers to provide homeless families a family type shelter environment, short and long term case management and follow up to stabilize families.  
 Funds provides for eligible expenses of contract labor for case management and support services following housing placement of homeless clients.  
 The program will serve an estimated 125 unduplicated clients.  
 CDBG represents 100% of this activity's budget.

**Financing**

	Fund Type	Grant Year	Grant	Funded Amount	Drawn In Program Year	Drawn Thru Program Year
CDBG	EN	2017	B17MC480006	\$16,235.00	\$0.00	\$16,235.00
<b>Total</b>	<b>Total</b>			<b>\$16,235.00</b>	<b>\$0.00</b>	<b>\$16,235.00</b>


**Proposed Accomplishments**

People (General) : 125

**Actual Accomplishments**

Number assisted:

	Owner		Renter		Total		Person	
	Total	Hispanic	Total	Hispanic	Total	Hispanic	Total	Hispanic
White:	0	0	0	0	0	0	27	17
Black/African American:	0	0	0	0	0	0	99	3
Asian:	0	0	0	0	0	0	0	0
American Indian/Alaskan Native:	0	0	0	0	0	0	0	0
Native Hawaiian/Other Pacific Islander:	0	0	0	0	0	0	0	0
American Indian/Alaskan Native & White:	0	0	0	0	0	0	0	0
Asian White:	0	0	0	0	0	0	0	0
Black/African American & White:	0	0	0	0	0	0	4	0
American Indian/Alaskan Native & Black/African American:	0	0	0	0	0	0	0	0
Other multi-racial:	0	0	0	0	0	0	2	0
Asian/Pacific Islander:	0	0	0	0	0	0	0	0
Hispanic:	0	0	0	0	0	0	0	0




U.S. Department of Housing and Urban Development  
 Office of Community Planning and Development  
 Integrated Disbursement and Information System  
 CDBG Activity Summary Report (GPR) for Program Year 2018  
 BRYAN

Date: 16-Dec-2019  
 Time: 13:38  
 Page: 14

<b>Total:</b>	0	0	0	0	0	0	132	20
Female-headed Households:	0		0		0			
<i>Income Category:</i>								
	<b>Owner</b>	<b>Renter</b>	<b>Total</b>		<b>Person</b>			
Extremely Low	0	0	0		132			
Low Mod	0	0	0		0			
Moderate	0	0	0		0			
Non Low Moderate	0	0	0		0			
Total	0	0	0		132			
Percent Low/Mod					100.0%			

**Annual Accomplishments**

<u>Years</u>	<u>Accomplishment Narrative</u>	<u># Benefitting</u>
2017	Family Promise provided shelter and case management to homeless families. They worked with local church volunteers to provide homeless families a family type shelter environment and have located in a permanent location, a renovated school building. Funds provided were for eligible expenses of case management services (through contracted services) following housing placement of homeless clients. The program served 132 unduplicated clients. CDBG represents 100% of this activity's budget.	



U.S. Department of Housing and Urban Development  
 Office of Community Planning and Development  
 Integrated Disbursement and Information System  
 CDBG Activity Summary Report (GPR) for Program Year 2018  
 BRYAN

Date: 16-Dec-2019  
 Time: 13:38  
 Page: 15

**PGM Year:** 2017  
**Project:** 0009 - Twin City Mission The Bridge Case Management Assistance Program  
**IDIS Activity:** 1005 - Twin City Mission Bridge PSA program

**Status:** Completed 11/13/2018 12:00:00 AM  
**Location:** 2505 S College Ave Bryan, TX 77801-2118  
**Objective:** Create suitable living environments  
**Outcome:** Availability/accessibility  
**Matrix Code:** Other Public Services Not Listed in 05A-05Y, 03T (05Z)      **National Objective:** LMC

**Initial Funding Date:** 01/04/2018

**Description:**

Twin City Mission the Bridge program provides emergency shelter and intensive case management for exclusively homeless individuals. Funds provide for eligible salary and benefits for case manager providing goal planning and other support services to include assistance with identification, prescriptions, clothing, education, and other services. The program will serve an estimated 600 unduplicated clients. CDBG represents 3% of this activity's budget.

**Financing**

	Fund Type	Grant Year	Grant	Funded Amount	Drawn In Program Year	Drawn Thru Program Year
CDBG	EN	2017	B17MC480006	\$24,682.00	\$0.00	\$24,682.00
<b>Total</b>	<b>Total</b>			<b>\$24,682.00</b>	<b>\$0.00</b>	<b>\$24,682.00</b>

**Proposed Accomplishments**

People (General) : 600


**Actual Accomplishments**

Number assisted:

	Owner		Renter		Total		Person	
	Total	Hispanic	Total	Hispanic	Total	Hispanic	Total	Hispanic
White:	0	0	0	0	0	0	386	81
Black/African American:	0	0	0	0	0	0	274	13
Asian:	0	0	0	0	0	0	2	0
American Indian/Alaskan Native:	0	0	0	0	0	0	11	4
Native Hawaiian/Other Pacific Islander:	0	0	0	0	0	0	1	0
American Indian/Alaskan Native & White:	0	0	0	0	0	0	9	3
Asian White:	0	0	0	0	0	0	1	1
Black/African American & White:	0	0	0	0	0	0	11	0
American Indian/Alaskan Native & Black/African American:	0	0	0	0	0	0	2	0
Other multi-racial:	0	0	0	0	0	0	1	1
Asian/Pacific Islander:	0	0	0	0	0	0	0	0
Hispanic:	0	0	0	0	0	0	0	0







U.S. Department of Housing and Urban Development  
 Office of Community Planning and Development  
 Integrated Disbursement and Information System  
 CDBG Activity Summary Report (GPR) for Program Year 2018  
 BRYAN

Date: 16-Dec-2019  
 Time: 13:38  
 Page: 17

**PGM Year:** 2017  
**Project:** 0010 - Catholic Charities Financial Stability Program  
**IDIS Activity:** 1006 - Catholic Charities PSA Financial Stability

**Status:** Completed 11/13/2018 12:00:00 AM  
**Location:** 1410 Cavitt Ave Bryan, TX 77801-1201

**Objective:** Create suitable living environments  
**Outcome:** Availability/accessibility  
**Matrix Code:** Other Public Services Not Listed in 05A-05Y, 03T (05Z) **National Objective:** LMC

**Initial Funding Date:** 01/04/2018

**Description:**

Catholic Charities provides direct financial stability to individuals in financial crisis including referrals to additional financial coaching budgeting and management. Funds provide for eligible expenses (salaries and benefits, rent, utilities, etc.). The program assists clients with rent and utility assistance, case management, referrals and education. The program will serve an estimated 340 unduplicated clients. CDBG represents approximately 13% of this activity's budget.

**Financing**

	Fund Type	Grant Year	Grant	Funded Amount	Drawn In Program Year	Drawn Thru Program Year
CDBG	EN	2017	B17MC480006	\$22,121.00	\$0.00	\$22,121.00
<b>Total</b>	<b>Total</b>			<b>\$22,121.00</b>	<b>\$0.00</b>	<b>\$22,121.00</b>

**Proposed Accomplishments**


People (General) : 340

**Actual Accomplishments**

Number assisted:

	Owner		Renter		Total		Person	
	Total	Hispanic	Total	Hispanic	Total	Hispanic	Total	Hispanic
White:	0	0	0	0	0	0	208	174
Black/African American:	0	0	0	0	0	0	119	1
Asian:	0	0	0	0	0	0	0	0
American Indian/Alaskan Native:	0	0	0	0	0	0	9	5
Native Hawaiian/Other Pacific Islander:	0	0	0	0	0	0	0	0
American Indian/Alaskan Native & White:	0	0	0	0	0	0	1	0
Asian White:	0	0	0	0	0	0	1	0
Black/African American & White:	0	0	0	0	0	0	31	2
American Indian/Alaskan Native & Black/African American:	0	0	0	0	0	0	2	0
Other multi-racial:	0	0	0	0	0	0	0	0
Asian/Pacific Islander:	0	0	0	0	0	0	0	0
Hispanic:	0	0	0	0	0	0	0	0






U.S. Department of Housing and Urban Development  
 Office of Community Planning and Development  
 Integrated Disbursement and Information System  
 CDBG Activity Summary Report (GPR) for Program Year 2018  
 BRYAN

Date: 16-Dec-2019  
 Time: 13:38  
 Page: 18

<b>Total:</b>	0	0	0	0	0	0	371	182
Female-headed Households:	0		0		0			
<i>Income Category:</i>								
	<b>Owner</b>	<b>Renter</b>	<b>Total</b>		<b>Person</b>			
Extremely Low	0	0	0		299			
Low Mod	0	0	0		26			
Moderate	0	0	0		46			
Non Low Moderate	0	0	0		0			
Total	0	0	0		371			
Percent Low/Mod					100.0%			

**Annual Accomplishments**

<u>Years</u>	<u>Accomplishment Narrative</u>	<u># Benefiting</u>
2017	Catholic Charities provided direct financial stability to individuals in financial crisis including referrals to additional financial coaching/budgeting and management. Funds provided for eligible expenses (salaries and benefits, rent, utilities, etc.). The program assists clients with rent and utility assistance, case management, referrals and education. The program will serve an 371 unduplicated clients. CDBG represents approximately 13% of this activity's budget.	



U.S. Department of Housing and Urban Development  
 Office of Community Planning and Development  
 Integrated Disbursement and Information System  
 CDBG Activity Summary Report (GPR) for Program Year 2018  
 BRYAN

Date: 16-Dec-2019  
 Time: 13:38  
 Page: 19

**PGM Year:** 2017  
**Project:** 0011 - Brazos Valley Rehab Center Counseling and Case Management  
**IDIS Activity:** 1007 - Brazos Rehab PSA Counseling Case Management

**Status:** Completed 11/13/2018 12:00:00 AM  
**Location:** 1318 Memorial Dr Bryan, TX 77802-5215  
**Objective:** Create suitable living environments  
**Outcome:** Availability/accessibility  
**Matrix Code:** Other Public Services Not Listed in 05A-05Y, 03T (05Z) **National Objective:** LMC

**Initial Funding Date:** 01/04/2018

**Description:**

Brazos Valley Rehabilitation Agency through the Counseling and Case Management program provides direct services to low and moderate income disabled individuals including counseling, case management and financial education to assist in self sufficiency. Funds provide for eligible expenses of social worker contract hours and travel/mileage expenses to provide in-home services to clients. The program will serve an estimated 400 unduplicated clients. CDBG represents 40% of this activity's budget.

**Financing**

	Fund Type	Grant Year	Grant	Funded Amount	Drawn In Program Year	Drawn Thru Program Year
CDBG	EN	2017	B17MC480006	\$23,872.00	\$0.00	\$23,872.00
<b>Total</b>	<b>Total</b>			<b>\$23,872.00</b>	<b>\$0.00</b>	<b>\$23,872.00</b>


**Proposed Accomplishments**

People (General) : 200

**Actual Accomplishments**

Number assisted:

	Owner		Renter		Total		Person	
	Total	Hispanic	Total	Hispanic	Total	Hispanic	Total	Hispanic
White:	0	0	0	0	0	0	194	74
Black/African American:	0	0	0	0	0	0	18	0
Asian:	0	0	0	0	0	0	0	0
American Indian/Alaskan Native:	0	0	0	0	0	0	0	0
Native Hawaiian/Other Pacific Islander:	0	0	0	0	0	0	0	0
American Indian/Alaskan Native & White:	0	0	0	0	0	0	0	0
Asian White:	0	0	0	0	0	0	7	0
Black/African American & White:	0	0	0	0	0	0	0	0
American Indian/Alaskan Native & Black/African American:	0	0	0	0	0	0	0	0
Other multi-racial:	0	0	0	0	0	0	0	0
Asian/Pacific Islander:	0	0	0	0	0	0	0	0
Hispanic:	0	0	0	0	0	0	0	0




U.S. Department of Housing and Urban Development  
 Office of Community Planning and Development  
 Integrated Disbursement and Information System  
 CDBG Activity Summary Report (GPR) for Program Year 2018  
 BRYAN

Date: 16-Dec-2019  
 Time: 13:38  
 Page: 20

<b>Total:</b>	0	0	0	0	0	0	219	74
Female-headed Households:	0		0		0			
<i>Income Category:</i>								
	<b>Owner</b>	<b>Renter</b>	<b>Total</b>		<b>Person</b>			
Extremely Low	0	0	0		114			
Low Mod	0	0	0		29			
Moderate	0	0	0		11			
Non Low Moderate	0	0	0		65			
Total	0	0	0		219			
Percent Low/Mod					70.3%			

**Annual Accomplishments**

<u>Years</u>	<u>Accomplishment Narrative</u>	<u># Benefitting</u>
2017	Brazos Valley Rehabilitation Agency through the Counseling and Case Management program provided direct services to 219 low and moderate income disabled individuals including counseling, case management and financial education to assist in self sufficiency. Funds provided were for eligible expenses of social worker contract hours and travel/mileage expenses to provide in-home services to clients. CDBG represents 40% of this activity's budget.	



U.S. Department of Housing and Urban Development  
 Office of Community Planning and Development  
 Integrated Disbursement and Information System  
 CDBG Activity Summary Report (GPR) for Program Year 2018  
 BRYAN

Date: 16-Dec-2019  
 Time: 13:38  
 Page: 21

**PGM Year:** 2017  
**Project:** 0001 - Home Owner Housing Assistance - CDBG  
**IDIS Activity:** 1014 - CDHB16 - Direct Homeownership Assistance

**Status:** Completed 11/21/2018 12:00:00 AM  
**Location:** 1124 E 21st St Bryan, TX 77803-2806  
**Objective:** Provide decent affordable housing  
**Outcome:** Affordability  
**Matrix Code:** Homeownership Assistance-excluding Housing Counseling under 24 CFR 5.100 (13B)  
**National Objective:** LMH

**Initial Funding Date:** 06/22/2018

**Description:**

CDBG Homebuyer Assistance provides counseling and down payment assistance to families seeking to purchase a home within the city limits of Bryan, TX. Down payment is provided up to \$7,500 or up to \$14,000 if a home is purchased that the developerbuilder has a developer agreement with the city. Financial ratios are reviewed to determine front in and back in ratios to ensure the family can make their mortgage payment. A second lien is place on the home after the 1st lien for the mortgage.

**Financing**

	Fund Type	Grant Year	Grant	Funded Amount	Drawn In Program Year	Drawn Thru Program Year
CDBG	EN	2017	B17MC480006	\$8,019.63	\$0.00	\$8,019.63
	PI			\$1,493.44	\$0.00	\$1,493.44
<b>Total</b>	<b>Total</b>			<b>\$9,513.07</b>	<b>\$0.00</b>	<b>\$9,513.07</b>


**Proposed Accomplishments**

Households (General) : 1

**Actual Accomplishments**

Number assisted:

	Owner		Renter		Total		Person	
	Total	Hispanic	Total	Hispanic	Total	Hispanic	Total	Hispanic
White:	1	1	0	0	1	1	0	0
Black/African American:	0	0	0	0	0	0	0	0
Asian:	0	0	0	0	0	0	0	0
American Indian/Alaskan Native:	0	0	0	0	0	0	0	0
Native Hawaiian/Other Pacific Islander:	0	0	0	0	0	0	0	0
American Indian/Alaskan Native & White:	0	0	0	0	0	0	0	0
Asian White:	0	0	0	0	0	0	0	0
Black/African American & White:	0	0	0	0	0	0	0	0
American Indian/Alaskan Native & Black/African American:	0	0	0	0	0	0	0	0
Other multi-racial:	0	0	0	0	0	0	0	0
Asian/Pacific Islander:	0	0	0	0	0	0	0	0
Hispanic:	0	0	0	0	0	0	0	0




U.S. Department of Housing and Urban Development  
 Office of Community Planning and Development  
 Integrated Disbursement and Information System  
 CDBG Activity Summary Report (GPR) for Program Year 2018  
 BRYAN

Date: 16-Dec-2019  
 Time: 13:38  
 Page: 22

<b>Total:</b>									
	1	1	0	0	1	1	0	0	
Female-headed Households:	0		0		0				
<i>Income Category:</i>									
	<b>Owner</b>	<b>Renter</b>	<b>Total</b>		<b>Person</b>				
Extremely Low	0	0	0		0				
Low Mod	0	0	0		0				
Moderate	1	0	1		0				
Non Low Moderate	0	0	0		0				
Total	1	0	1		0				
Percent Low/Mod	100.0%		100.0%						

**Annual Accomplishments**

<b>Years</b>	<b>Accomplishment Narrative</b>	<b># Benefiting</b>
2015		
2017	Provided Home Buyer's assistance to one eligible and qualified household to purchase owner occupied house within the city limits of Bryan. Household was provided counseling and down payment assistance. Finances were reviewed to determine qualified rations for principal, interest, insurance, taxes and consumer debt to ensure family can pay mortgage and maintain home. The down payment is a deferred loan and will be paid back if the family moves or the house is sold. A second lien was placed on the home, after the 1st lien for the mortgage.	



U.S. Department of Housing and Urban Development  
 Office of Community Planning and Development  
 Integrated Disbursement and Information System  
 CDBG Activity Summary Report (GPR) for Program Year 2018  
 BRYAN

Date: 16-Dec-2019  
 Time: 13:38  
 Page: 23

PGM Year: 2017  
 Project: 0001 - Home Owner Housing Assistance - CDBG  
 IDIS Activity: 1015 - CDHB17 - Direct Homeownership Assistance

Status: Completed 11/21/2018 12:00:00 AM  
 Location: 1009 Dale St Bryan, TX 77803-2883  
 Objective: Provide decent affordable housing  
 Outcome: Affordability  
 Matrix Code: Homeownership Assistance-excluding Housing Counseling under 24 CFR 5.100 (13B)  
 National Objective: LMH

Initial Funding Date: 06/22/2018

**Description:**

CDBG Homebuyer Assistance under Home Owner Assistance Program acquisition of a newly constructed single-family, 3 bedroom home.

**Financing**

	Fund Type	Grant Year	Grant	Funded Amount	Drawn In Program Year	Drawn Thru Program Year
CDBG	EN	2017	B17MC480006	\$9,167.70	\$0.00	\$9,167.70
<b>Total</b>	<b>Total</b>			<b>\$9,167.70</b>	<b>\$0.00</b>	<b>\$9,167.70</b>


**Proposed Accomplishments**

Households (General) : 1

**Actual Accomplishments**

Number assisted:

	Owner		Renter		Total		Person	
	Total	Hispanic	Total	Hispanic	Total	Hispanic	Total	Hispanic
White:	0	0	0	0	0	0	0	0
Black/African American:	1	0	0	0	1	0	0	0
Asian:	0	0	0	0	0	0	0	0
American Indian/Alaskan Native:	0	0	0	0	0	0	0	0
Native Hawaiian/Other Pacific Islander:	0	0	0	0	0	0	0	0
American Indian/Alaskan Native & White:	0	0	0	0	0	0	0	0
Asian White:	0	0	0	0	0	0	0	0
Black/African American & White:	0	0	0	0	0	0	0	0
American Indian/Alaskan Native & Black/African American:	0	0	0	0	0	0	0	0
Other multi-racial:	0	0	0	0	0	0	0	0
Asian/Pacific Islander:	0	0	0	0	0	0	0	0
Hispanic:	0	0	0	0	0	0	0	0
<b>Total:</b>	<b>1</b>	<b>0</b>	<b>0</b>	<b>0</b>	<b>1</b>	<b>0</b>	<b>0</b>	<b>0</b>
Female-headed Households:	0		0		0			



U.S. Department of Housing and Urban Development  
Office of Community Planning and Development  
Integrated Disbursement and Information System  
CDBG Activity Summary Report (GPR) for Program Year 2018  
BRYAN


Date: 16-Dec-2019  
Time: 13:38  
Page: 24

*Income Category:*

	Owner	Renter	Total	Person
Extremely Low	0	0	0	0
Low Mod	1	0	1	0
Moderate	0	0	0	0
Non Low Moderate	0	0	0	0
Total	1	0	1	0
Percent Low/Mod	100.0%		100.0%	

**Annual Accomplishments**

<u>Years</u>	<u>Accomplishment Narrative</u>	<u># Benefiting</u>
2017	Provided Home Buyer's assistance to one eligible and qualified household to purchase owner occupied house within the city limits of Bryan. Household was provided counseling and down payment assistance. Finances were reviewed to determine qualified rations for principal, interest, insurance, taxes and consumer debt to ensure family can pay mortgage and maintain home. The down payment is a deferred loan and will be paid back if the family moves or the house is sold. A second lien was placed on the home, after the 1st lien for the mortgage.	



U.S. Department of Housing and Urban Development  
 Office of Community Planning and Development  
 Integrated Disbursement and Information System  
 CDBG Activity Summary Report (GPR) for Program Year 2018  
 BRYAN

Date: 16-Dec-2019  
 Time: 13:38  
 Page: 25

**PGM Year:** 2017  
**Project:** 0001 - Home Owner Housing Assistance - CDBG  
**IDIS Activity:** 1018 - CDHB18-Home Ownership Assistance

**Status:** Completed 11/21/2018 12:00:00 AM  
**Location:** 1015 Dansby St 1015 Dansby Bryan, TX 77803-2816  
**Objective:** Provide decent affordable housing  
**Outcome:** Affordability  
**Matrix Code:** Homeownership Assistance-excluding Housing Counseling under 24 CFR 5.100 (13B)  
**National Objective:** LMH

**Initial Funding Date:** 08/16/2018

**Description:**

CDBG Home-buyer Assistance under Home Owner Assistance Program acquisition of newly constructed single-family,-4 bedroom home.

**Financing**

	Fund Type	Grant Year	Grant	Funded Amount	Drawn In Program Year	Drawn Thru Program Year
CDBG	EN	2017	B17MC480006	\$6,920.97	\$0.00	\$6,920.97
	PI			\$1,646.44	\$0.00	\$1,646.44
<b>Total</b>	<b>Total</b>			<b>\$8,567.41</b>	<b>\$0.00</b>	<b>\$8,567.41</b>

**Proposed Accomplishments**


Households (General) : 1

**Actual Accomplishments**

Number assisted:

	Owner		Renter		Total		Person	
	Total	Hispanic	Total	Hispanic	Total	Hispanic	Total	Hispanic
White:	1	1	0	0	1	1	0	0
Black/African American:	0	0	0	0	0	0	0	0
Asian:	0	0	0	0	0	0	0	0
American Indian/Alaskan Native:	0	0	0	0	0	0	0	0
Native Hawaiian/Other Pacific Islander:	0	0	0	0	0	0	0	0
American Indian/Alaskan Native & White:	0	0	0	0	0	0	0	0
Asian White:	0	0	0	0	0	0	0	0
Black/African American & White:	0	0	0	0	0	0	0	0
American Indian/Alaskan Native & Black/African American:	0	0	0	0	0	0	0	0
Other multi-racial:	0	0	0	0	0	0	0	0
Asian/Pacific Islander:	0	0	0	0	0	0	0	0
Hispanic:	0	0	0	0	0	0	0	0
<b>Total:</b>	<b>1</b>	<b>1</b>	<b>0</b>	<b>0</b>	<b>1</b>	<b>1</b>	<b>0</b>	<b>0</b>
Female-headed Households:	0		0		0			





U.S. Department of Housing and Urban Development  
Office of Community Planning and Development  
Integrated Disbursement and Information System  
CDBG Activity Summary Report (GPR) for Program Year 2018  
BRYAN


Date: 16-Dec-2019  
Time: 13:38  
Page: 26

*Income Category:*

	Owner	Renter	Total	Person
Extremely Low	0	0	0	0
Low Mod	0	0	0	0
Moderate	1	0	1	0
Non Low Moderate	0	0	0	0
Total	1	0	1	0
Percent Low/Mod	100.0%		100.0%	

**Annual Accomplishments**

<b>Years</b>	<b>Accomplishment Narrative</b>	<b># Benefiting</b>
2017	Provided Home Buyer's assistance to one eligible and qualified household to purchase owner occupied house within the city limits of Bryan. Household was provided counseling and down payment assistance. Finances were reviewed to determine qualified ratios for principal, interest, insurance, taxes and consumer debt to ensure family can pay mortgage and maintain home. The down payment is a deferred loan and will be paid back if the family moves or the house is sold. A second lien was placed on the home, after the 1st lien for the mortgage.	



U.S. Department of Housing and Urban Development  
 Office of Community Planning and Development  
 Integrated Disbursement and Information System  
 CDBG Activity Summary Report (GPR) for Program Year 2018  
 BRYAN

Date: 16-Dec-2019  
 Time: 13:38  
 Page: 27

**PGM Year:** 2017  
**Project:** 0001 - Home Owner Housing Assistance - CDBG  
**IDIS Activity:** 1020 - CDRE05 - CDBG Home Owner Housing Assistance Rehabilitation

Status: Open Objective: Provide decent affordable housing  
 Location: 504 E 23rd St Bryan, TX 77803-4002 Outcome: Affordability  
 Matrix Code: Rehab; Single-Unit Residential (14A) National Objective: LMH

**Initial Funding Date:** 09/12/2018

**Description:**

CDBG Rehabilitation under Home Owner Assistance Program of a single-family, 1,152 square foot, 2 bedroom home for household with a disabled dependent. This activity provides for major rehabilitation for the eligible homeowner. The homeowner will also receive additional volunteer work through the Aggie Baseball team for painting the exterior of her home.

**Financing**

	Fund Type	Grant Year	Grant	Funded Amount	Drawn In Program Year	Drawn Thru Program Year
CDBG	EN	2017	B17MC480006	\$61,667.75	\$27,859.93	\$32,641.34
	PI			\$10,166.27	\$10,166.27	\$10,166.27
<b>Total</b>	<b>Total</b>			<b>\$71,834.02</b>	<b>\$38,026.20</b>	<b>\$42,807.61</b>


**Proposed Accomplishments**

Housing Units : 1

**Actual Accomplishments**

Number assisted:

	Owner		Renter		Total		Person	
	Total	Hispanic	Total	Hispanic	Total	Hispanic	Total	Hispanic
White:	0	0	0	0	0	0	0	0
Black/African American:	0	0	0	0	0	0	0	0
Asian:	0	0	0	0	0	0	0	0
American Indian/Alaskan Native:	0	0	0	0	0	0	0	0
Native Hawaiian/Other Pacific Islander:	0	0	0	0	0	0	0	0
American Indian/Alaskan Native & White:	0	0	0	0	0	0	0	0
Asian White:	0	0	0	0	0	0	0	0
Black/African American & White:	0	0	0	0	0	0	0	0
American Indian/Alaskan Native & Black/African American:	0	0	0	0	0	0	0	0
Other multi-racial:	0	0	0	0	0	0	0	0
Asian/Pacific Islander:	0	0	0	0	0	0	0	0
Hispanic:	0	0	0	0	0	0	0	0
<b>Total:</b>	<b>0</b>	<b>0</b>	<b>0</b>	<b>0</b>	<b>0</b>	<b>0</b>	<b>0</b>	<b>0</b>



U.S. Department of Housing and Urban Development  
 Office of Community Planning and Development  
 Integrated Disbursement and Information System  
 CDBG Activity Summary Report (GPR) for Program Year 2018  
 BRYAN

Date: 16-Dec-2019  
 Time: 13:38  
 Page: 28


Female-headed Households: 0 0 0

*Income Category:*

	Owner	Renter	Total	Person
Extremely Low	0	0	0	0
Low Mod	0	0	0	0
Moderate	0	0	0	0
Non Low Moderate	0	0	0	0
Total	0	0	0	0
Percent Low/Mod				

**Annual Accomplishments**

<u>Years</u>	<u>Accomplishment Narrative</u>	<u># Benefiting</u>
2018	This activity is a CDBG Rehabilitation under Home Owner Assistance Program of a single-family, 1,152 square foot, 2 bedroom home for household with a disabled dependent. This activity provides for major rehabilitation for the eligible homeowner including major leveling of the house and new windows. The homeowner received additional volunteer work through the Aggie Baseball team for painting the exterior of her home. Funds expended include the major rehabilitation and staff program delivery. At year end the house was not completed but will be in the 2019/2020 year.	



U.S. Department of Housing and Urban Development  
 Office of Community Planning and Development  
 Integrated Disbursement and Information System  
 CDBG Activity Summary Report (GPR) for Program Year 2018  
 BRYAN

Date: 16-Dec-2019  
 Time: 13:38  
 Page: 29

**PGM Year:** 2017  
**Project:** 0001 - Home Owner Housing Assistance - CDBG  
**IDIS Activity:** 1021 - CDHB19 - Direct Homeownership Assistance

**Status:** Completed 11/21/2019 12:00:00 AM  
**Location:** 1126 E 21st St Bryan, TX 77803-2806

**Objective:** Provide decent affordable housing  
**Outcome:** Affordability  
**Matrix Code:** Homeownership Assistance-excluding Housing Counseling under 24 CFR 5.100 (13B)      **National Objective:** LMH

**Initial Funding Date:** 09/12/2018

**Description:**

CDBG Homebuyer Assistance under HOME Owner Assistance Program acquisition of a newly constructed single-family, 3 bedroom home.

**Financing**

	Fund Type	Grant Year	Grant	Funded Amount	Drawn In Program Year	Drawn Thru Program Year
CDBG	EN	2017	B17MC480006	\$5,699.46	\$0.00	\$5,699.46
	PI			\$2,386.44	\$0.00	\$2,386.44
<b>Total</b>	<b>Total</b>			<b>\$8,085.90</b>	<b>\$0.00</b>	<b>\$8,085.90</b>


**Proposed Accomplishments**

Households (General) : 1

**Actual Accomplishments**

Number assisted:

	Owner		Renter		Total		Person	
	Total	Hispanic	Total	Hispanic	Total	Hispanic	Total	Hispanic
White:	1	1	0	0	1	1	0	0
Black/African American:	0	0	0	0	0	0	0	0
Asian:	0	0	0	0	0	0	0	0
American Indian/Alaskan Native:	0	0	0	0	0	0	0	0
Native Hawaiian/Other Pacific Islander:	0	0	0	0	0	0	0	0
American Indian/Alaskan Native & White:	0	0	0	0	0	0	0	0
Asian White:	0	0	0	0	0	0	0	0
Black/African American & White:	0	0	0	0	0	0	0	0
American Indian/Alaskan Native & Black/African American:	0	0	0	0	0	0	0	0
Other multi-racial:	0	0	0	0	0	0	0	0
Asian/Pacific Islander:	0	0	0	0	0	0	0	0
Hispanic:	0	0	0	0	0	0	0	0
<b>Total:</b>	<b>1</b>	<b>1</b>	<b>0</b>	<b>0</b>	<b>1</b>	<b>1</b>	<b>0</b>	<b>0</b>
Female-headed Households:	0		0		0			



U.S. Department of Housing and Urban Development  
Office of Community Planning and Development  
Integrated Disbursement and Information System  
CDBG Activity Summary Report (GPR) for Program Year 2018  
BRYAN


Date: 16-Dec-2019  
Time: 13:38  
Page: 30

*Income Category:*

	Owner	Renter	Total	Person
Extremely Low	0	0	0	0
Low Mod	0	0	0	0
Moderate	1	0	1	0
Non Low Moderate	0	0	0	0
Total	1	0	1	0
Percent Low/Mod	100.0%		100.0%	

**Annual Accomplishments**

Years	Accomplishment Narrative	# Benefiting
2015		
2017	Provided Home Buyer's assistance to one eligible and qualified household to purchase owner occupied house within the city limits of Bryan. Household was provided counseling and down payment assistance. Finances were reviewed to determine qualified ratios for principal, interest, insurance, taxes and consumer debt to ensure family can pay mortgage and maintain home. The down payment is a deferred loan and will be paid back if the family moves or the house is sold. A second lien was placed on the home, after the 1st lien for the mortgage.	



U.S. Department of Housing and Urban Development  
 Office of Community Planning and Development  
 Integrated Disbursement and Information System  
 CDBG Activity Summary Report (GPR) for Program Year 2018  
 BRYAN

Date: 16-Dec-2019  
 Time: 13:38  
 Page: 31

**PGM Year:** 2018  
**Project:** 0001 - Administration CDBG  
**IDIS Activity:** 1024 - CDBG Administrative  
**Status:** Completed 11/25/2019 12:00:00 AM  
**Location:** ,

**Objective:**  
**Outcome:**  
**Matrix Code:** General Program Administration (21A)      **National Objective:**

**Initial Funding Date:** 01/16/2019

**Description:**

Administrative expenses related to administer the Community Development Block Grant and Home Investment Partnership Programs. Activities and expenses include, but are not limited to general expenses (rent, supplies, printing, training/travel, fair housing), housing programs, public service agency programs, public facility project management, neighborhood preservation and economic development. Staff also provides funding or technical assistance to code enforcement activities, community appearance standards and removal of dilapidated structures.

**Financing**


	Fund Type	Grant Year	Grant	Funded Amount	Drawn In Program Year	Drawn Thru Program Year
CDBG	EN	2018	B18MC480006	\$159,793.24	\$159,793.24	\$159,793.24
<b>Total</b>	<b>Total</b>			<b>\$159,793.24</b>	<b>\$159,793.24</b>	<b>\$159,793.24</b>

**Proposed Accomplishments**

**Actual Accomplishments**

*Number assisted:*

	<b>Owner</b>		<b>Renter</b>		<b>Total</b>		<b>Person</b>	
	Total	Hispanic	Total	Hispanic	Total	Hispanic	Total	Hispanic
White:					0	0		
Black/African American:					0	0		
Asian:					0	0		
American Indian/Alaskan Native:					0	0		
Native Hawaiian/Other Pacific Islander:					0	0		
American Indian/Alaskan Native & White:					0	0		
Asian White:					0	0		
Black/African American & White:					0	0		
American Indian/Alaskan Native & Black/African American:					0	0		
Other multi-racial:					0	0		
Asian/Pacific Islander:					0	0		
Hispanic:					0	0		
<b>Total:</b>	<b>0</b>	<b>0</b>	<b>0</b>	<b>0</b>	<b>0</b>	<b>0</b>	<b>0</b>	<b>0</b>



U.S. Department of Housing and Urban Development  
Office of Community Planning and Development  
Integrated Disbursement and Information System  
CDBG Activity Summary Report (GPR) for Program Year 2018  
BRYAN

Date: 16-Dec-2019  
Time: 13:38  
Page: 32

Female-headed Households:


0

*Income Category:*

	Owner	Renter	Total	Person
Extremely Low			0	
Low Mod			0	
Moderate			0	
Non Low Moderate			0	
Total	0	0	0	0
Percent Low/Mod				

**Annual Accomplishments**

No data returned for this view. This might be because the applied filter excludes all data.



U.S. Department of Housing and Urban Development  
 Office of Community Planning and Development  
 Integrated Disbursement and Information System  
 CDBG Activity Summary Report (GPR) for Program Year 2018  
 BRYAN

Date: 16-Dec-2019  
 Time: 13:38  
 Page: 33

**PGM Year:** 2018  
**Project:** 0004 - Home Owner Housing Assistance - CDBG  
**IDIS Activity:** 1025 - CDBG Housing Assistance Program

**Status:** Open  
**Location:** 1313 Celias Dream Bryan, TX 77803-1170  
**Objective:** Provide decent affordable housing  
**Outcome:** Affordability  
**Matrix Code:** Rehab; Single-Unit Residential (14A) **National Objective:** LMH

**Initial Funding Date:** 01/16/2019

**Description:**

Provide funding and technical assistance to improve and increase affordable housing stock for very low, low and moderate income households and special needs populations. The Housing Assistance program includes these services minor repair (health/safety issues and handicap accessibility), major rehabilitation/major reconstruction, housing developments, home buyer's assistance/down-payment assistance and clearance/demolition.

All housing programs are voluntary with potential clients going through an application and eligibility process. Funding of the program includes all costs to the program including but not limited to, construction and program delivery.

**Financing**

	Fund Type	Grant Year	Grant	Funded Amount	Drawn In Program Year	Drawn Thru Program Year
CDBG	EN	2018	B18MC480006	\$526,641.00	\$276,854.71	\$276,854.71
	PI			\$6,762.11	\$6,762.11	\$6,762.11
<b>Total</b>	<b>Total</b>			<b>\$533,403.11</b>	<b>\$283,616.82</b>	<b>\$283,616.82</b>

**Proposed Accomplishments**


Housing Units : 22

**Actual Accomplishments**

Number assisted:

	Owner		Renter		Total		Person	
	Total	Hispanic	Total	Hispanic	Total	Hispanic	Total	Hispanic
White:	10	2	0	0	10	2	0	0
Black/African American:	22	0	0	0	22	0	0	0
Asian:	0	0	0	0	0	0	0	0
American Indian/Alaskan Native:	0	0	0	0	0	0	0	0
Native Hawaiian/Other Pacific Islander:	0	0	0	0	0	0	0	0
American Indian/Alaskan Native & White:	0	0	0	0	0	0	0	0
Asian White:	0	0	0	0	0	0	0	0
Black/African American & White:	0	0	0	0	0	0	0	0
American Indian/Alaskan Native & Black/African American:	0	0	0	0	0	0	0	0
Other multi-racial:	0	0	0	0	0	0	0	0
Asian/Pacific Islander:	0	0	0	0	0	0	0	0






U.S. Department of Housing and Urban Development  
 Office of Community Planning and Development  
 Integrated Disbursement and Information System  
 CDBG Activity Summary Report (GPR) for Program Year 2018  
 BRYAN

Date: 16-Dec-2019  
 Time: 13:38  
 Page: 34

Hispanic:	0	0	0	0	0	0	0	0
<b>Total:</b>	<b>32</b>	<b>2</b>	<b>0</b>	<b>0</b>	<b>32</b>	<b>2</b>	<b>0</b>	<b>0</b>
Female-headed Households:	16		0		16			
<i>Income Category:</i>								
	<b>Owner</b>	<b>Renter</b>	<b>Total</b>	<b>Person</b>				
Extremely Low	11	0	11	0				
Low Mod	13	0	13	0				
Moderate	8	0	8	0				
Non Low Moderate	0	0	0	0				
Total	32	0	32	0				
Percent Low/Mod	100.0%		100.0%					

**Annual Accomplishments**

<b>Years</b>	<b>Accomplishment Narrative</b>	<b># Benefiting</b>
2018	The Minor Repair program included these services minor repair (health/safety issues and handicap accessibility. All housing programs are voluntary with potential clients going through an application and eligibility process. Funding of the minor repair program includes all costs to the program including but not limited to, construction and program delivery. This program provided minor repair to 62 eligible households for the program year 2018/2019 (included in both 1002 and 1025 activities).	



U.S. Department of Housing and Urban Development  
 Office of Community Planning and Development  
 Integrated Disbursement and Information System  
 CDBG Activity Summary Report (GPR) for Program Year 2018  
 BRYAN

Date: 16-Dec-2019  
 Time: 13:38  
 Page: 35

**PGM Year:** 2018  
**Project:** 0007 - Bryan Parks and Recreation Summer Camp  
**IDIS Activity:** 1026 - Bryan Parks and Recreation Summer Camp

**Status:** Completed 11/27/2019 12:00:00 AM  
**Location:** 1309 E Martin Luther King Jr St Bryan, TX 77803-7437  
**Objective:** Create suitable living environments  
**Outcome:** Availability/accessibility  
**Matrix Code:** Youth Services (05D) **National Objective:** LMC

**Initial Funding Date:** 01/16/2019

**Description:**

The Summer Parks program provides for recreational activities for an estimated 625 unduplicated youth from very low, low and moderate families including single and female head of households.

Eligible operating expenses include partial salaries/benefits, supplies, equipment, transportation, and field trips for the youth.

All funded public service programs will improve or expand access to health/social services to very low, low and moderate income families and special needs populations including, but not limited to, youth at risk, substance abuse, HIV/AIDS, disabled, elderly.

The summer camp is held in several low/moderate income area parks throughout the city.

**Financing**

	Fund Type	Grant Year	Grant	Funded Amount	Drawn In Program Year	Drawn Thru Program Year
CDBG	EN	2018	B18MC480006	\$31,730.28	\$31,730.28	\$31,730.28
<b>Total</b>	<b>Total</b>			<b>\$31,730.28</b>	<b>\$31,730.28</b>	<b>\$31,730.28</b>


**Proposed Accomplishments**

People (General) : 625

**Actual Accomplishments**

Number assisted:

	Owner		Renter		Total		Person	
	Total	Hispanic	Total	Hispanic	Total	Hispanic	Total	Hispanic
White:	0	0	0	0	0	0	185	110
Black/African American:	0	0	0	0	0	0	236	15
Asian:	0	0	0	0	0	0	2	0
American Indian/Alaskan Native:	0	0	0	0	0	0	0	0
Native Hawaiian/Other Pacific Islander:	0	0	0	0	0	0	1	0
American Indian/Alaskan Native & White:	0	0	0	0	0	0	3	3
Asian White:	0	0	0	0	0	0	1	1
Black/African American & White:	0	0	0	0	0	0	22	2
American Indian/Alaskan Native & Black/African American:	0	0	0	0	0	0	6	0
Other multi-racial:	0	0	0	0	0	0	24	19
Asian/Pacific Islander:	0	0	0	0	0	0	0	0




U.S. Department of Housing and Urban Development  
 Office of Community Planning and Development  
 Integrated Disbursement and Information System  
 CDBG Activity Summary Report (GPR) for Program Year 2018  
 BRYAN

Date: 16-Dec-2019  
 Time: 13:38  
 Page: 36

Hispanic:	0	0	0	0	0	0	0	0
<b>Total:</b>	<b>0</b>	<b>0</b>	<b>0</b>	<b>0</b>	<b>0</b>	<b>0</b>	<b>480</b>	<b>150</b>
Female-headed Households:	0		0		0			
<i>Income Category:</i>								
	<b>Owner</b>	<b>Renter</b>	<b>Total</b>	<b>Person</b>				
Extremely Low	0	0	0	253				
Low Mod	0	0	0	88				
Moderate	0	0	0	81				
Non Low Moderate	0	0	0	58				
Total	0	0	0	480				
Percent Low/Mod				87.9%				

**Annual Accomplishments**

Years	Accomplishment Narrative	# Benefiting
2018	The Bryan Parks and Recreation Department provided a summer camp, primarily in low/moderate income areas. Activities included recreational, educational, arts crafts, sport related group games, field trips, skate park access, tennis, swimming, free lunches, and a mentoring program. The program provides for structured activities for youth that may be home or seeking options during the summer. Program funds were used to provide for summer counselors (salary/benefits) travel and transportation for activities and summer camp equipment and supplies. 480 unduplicated youth were served during the camp (June-July, 2019) 6 week program.	



U.S. Department of Housing and Urban Development  
 Office of Community Planning and Development  
 Integrated Disbursement and Information System  
 CDBG Activity Summary Report (GPR) for Program Year 2018  
 BRYAN

Date: 16-Dec-2019  
 Time: 13:38  
 Page: 37

**PGM Year:** 2018  
**Project:** 0009 - Twin City Mission The Bridge Case Management Assistance Program  
**IDIS Activity:** 1027 - Twin City Mission The Bridge

**Status:** Completed 11/26/2019 12:00:00 AM  
**Location:** 410 S Randolph Ave Bryan, TX 77803-3162  
**Objective:** Create suitable living environments  
**Outcome:** Availability/accessibility  
**Matrix Code:** Operating Costs of Homeless/AIDS Patients Programs (03T)      **National Objective:** LMC

**Initial Funding Date:** 01/16/2019

**Description:**

Twin City Mission's the Bridge program provides shelter for homeless individuals, (men, women, and families) and case management to assist in reducing or eliminating homelessness. Clients are assisted with developing a plan to improve their living conditions including educational needs, job needs, financial literacy, lifestyle changes, spiritual and emotional well being, etc. An estimated 625 unduplicated clients will be served during the contract year. Funds will pay for salary/benefits of a Case Manager position for the program. Funded public service activities improve or expand access to public services to very low, low and moderate income individuals and special needs populations including but not limited to elderly, disabled, youth at risk, substance abuse, HIV/AIDS victims of domestic violence, victims of abuse, homeless, etc.

**Financing**

	Fund Type	Grant Year	Grant	Funded Amount	Drawn In Program Year	Drawn Thru Program Year
CDBG	EN	2018	B18MC480006	\$27,000.00	\$27,000.00	\$27,000.00
<b>Total</b>	<b>Total</b>			<b>\$27,000.00</b>	<b>\$27,000.00</b>	<b>\$27,000.00</b>


**Proposed Accomplishments**

People (General) : 625

**Actual Accomplishments**

Number assisted:

	Owner		Renter		Total		Person	
	Total	Hispanic	Total	Hispanic	Total	Hispanic	Total	Hispanic
White:	0	0	0	0	0	0	398	72
Black/African American:	0	0	0	0	0	0	279	5
Asian:	0	0	0	0	0	0	3	0
American Indian/Alaskan Native:	0	0	0	0	0	0	13	4
Native Hawaiian/Other Pacific Islander:	0	0	0	0	0	0	0	0
American Indian/Alaskan Native & White:	0	0	0	0	0	0	11	3
Asian White:	0	0	0	0	0	0	0	0
Black/African American & White:	0	0	0	0	0	0	25	2
American Indian/Alaskan Native & Black/African American:	0	0	0	0	0	0	3	0
Other multi-racial:	0	0	0	0	0	0	6	2
Asian/Pacific Islander:	0	0	0	0	0	0	0	0




U.S. Department of Housing and Urban Development  
 Office of Community Planning and Development  
 Integrated Disbursement and Information System  
 CDBG Activity Summary Report (GPR) for Program Year 2018  
 BRYAN

Date: 16-Dec-2019  
 Time: 13:38  
 Page: 38

Hispanic:	0	0	0	0	0	0	0	0
<b>Total:</b>	<b>0</b>	<b>0</b>	<b>0</b>	<b>0</b>	<b>0</b>	<b>0</b>	<b>738</b>	<b>88</b>
Female-headed Households:	0		0		0			
<i>Income Category:</i>								
	<b>Owner</b>	<b>Renter</b>	<b>Total</b>	<b>Person</b>				
Extremely Low	0	0	0	684				
Low Mod	0	0	0	40				
Moderate	0	0	0	13				
Non Low Moderate	0	0	0	1				
Total	0	0	0	738				
Percent Low/Mod				99.9%				

**Annual Accomplishments**

<b>Years</b>	<b>Accomplishment Narrative</b>	<b># Benefiting</b>
2018	Twin City Mission's the Bridge program provided shelter for homeless individuals, (men, women, and families) and case management to assist in reducing or eliminating homelessness. Clients are assisted with developing a plan to improve their living conditions including educational needs, job needs, financial literacy, lifestyle changes, spiritual and emotional well being, etc. 738 unduplicated clients were served during the contract year. Funds were reimbursed for salary/benefits of a Case Manager position for the program.	



U.S. Department of Housing and Urban Development  
 Office of Community Planning and Development  
 Integrated Disbursement and Information System  
 CDBG Activity Summary Report (GPR) for Program Year 2018  
 BRYAN

Date: 16-Dec-2019  
 Time: 13:38  
 Page: 39

**PGM Year:** 2018  
**Project:** 0010 - Catholic Charities Financial Stability Program  
**IDIS Activity:** 1028 - Catholic Charities Financial Stability

**Status:** Completed 12/4/2019 12:00:00 AM  
**Location:** 1410 Cavitt Ave Bryan, TX 77801-1201  
**Objective:** Create suitable living environments  
**Outcome:** Availability/accessibility  
**Matrix Code:** Subsistence Payment (05Q) **National Objective:** LMC

**Initial Funding Date:** 01/16/2019

**Description:**

The Catholic Charities Financial Stability program provides financial case management and referrals to very low, low and moderate income individuals. An estimated 460 persons will benefit from these services including female head of households and a variety of raceethnic categories. The funding provides for eligible expenses (salaries/benefits of the case manager) through a screening/application process to assist clients with rent and utility assistance, case management and financial education. Funded public service activities improve or expand access to public services to very low, low and moderate income individuals and special needs populations including but not limited to elderly, disabled, youth at risk, substance abuse, HIV/AIDS victims of domestic violence, victims of abuse, homeless, etc.

**Financing**

	Fund Type	Grant Year	Grant	Funded Amount	Drawn In Program Year	Drawn Thru Program Year
CDBG	EN	2018	B18MC480006	\$5,000.00	\$5,000.00	\$5,000.00
<b>Total</b>	<b>Total</b>			<b>\$5,000.00</b>	<b>\$5,000.00</b>	<b>\$5,000.00</b>


**Proposed Accomplishments**

People (General) : 460

**Actual Accomplishments**

Number assisted:

	Owner		Renter		Total		Person	
	Total	Hispanic	Total	Hispanic	Total	Hispanic	Total	Hispanic
White:	0	0	0	0	0	0	190	146
Black/African American:	0	0	0	0	0	0	261	5
Asian:	0	0	0	0	0	0	0	0
American Indian/Alaskan Native:	0	0	0	0	0	0	2	0
Native Hawaiian/Other Pacific Islander:	0	0	0	0	0	0	0	0
American Indian/Alaskan Native & White:	0	0	0	0	0	0	0	0
Asian White:	0	0	0	0	0	0	0	0
Black/African American & White:	0	0	0	0	0	0	25	0
American Indian/Alaskan Native & Black/African American:	0	0	0	0	0	0	0	0
Other multi-racial:	0	0	0	0	0	0	0	0
Asian/Pacific Islander:	0	0	0	0	0	0	0	0



U.S. Department of Housing and Urban Development  
 Office of Community Planning and Development  
 Integrated Disbursement and Information System  
 CDBG Activity Summary Report (GPR) for Program Year 2018  
 BRYAN


Date: 16-Dec-2019  
 Time: 13:38  
 Page: 40

Hispanic:	0	0	0	0	0	0	0	0
<b>Total:</b>	<b>0</b>	<b>0</b>	<b>0</b>	<b>0</b>	<b>0</b>	<b>0</b>	<b>478</b>	<b>151</b>
Female-headed Households:	0		0		0			
<i>Income Category:</i>								
	<b>Owner</b>	<b>Renter</b>	<b>Total</b>	<b>Person</b>				
Extremely Low	0	0	0	130				
Low Mod	0	0	0	111				
Moderate	0	0	0	237				
Non Low Moderate	0	0	0	0				
Total	0	0	0	478				
Percent Low/Mod	100.0%							

**Annual Accomplishments**

<b>Years</b>	<b>Accomplishment Narrative</b>	<b># Benefitting</b>
2018	The Catholic Charities Financial Stability program provided direct client aid and financial case management to very low, low and moderate-income individuals. 478 number of persons benefited from these services including female head of households and a variety of race/ethnic categories. Funding was provided for direct financial aid, through a screening/application process to assist clients who are in jeopardy of being evicted for nonpayment of rent, mortgage and/or utility assistance. Clients received case management and financial education.	





U.S. Department of Housing and Urban Development  
 Office of Community Planning and Development  
 Integrated Disbursement and Information System  
 CDBG Activity Summary Report (GPR) for Program Year 2018  
 BRYAN

Date: 16-Dec-2019  
 Time: 13:38  
 Page: 41

**PGM Year:** 2018  
**Project:** 0011 - Brazos Valley Rehab Center Counseling and Case Management  
**IDIS Activity:** 1029 - QL2541 - BVRC Counseling and Case Management

**Status:** Completed 10/3/2019 12:00:00 AM  
**Location:** 1318 Memorial Dr Bryan, TX 77802-5215  
**Objective:** Create suitable living environments  
**Outcome:** Availability/accessibility  
**Matrix Code:** Other Public Services Not Listed in 05A-05Y, 03T (05Z)  
**National Objective:** LMC

**Initial Funding Date:** 01/16/2019

**Description:**

Brazos Valley Rehabilitation Center, Counseling and Case Management program provides for the eligible expenses of a contract social worker who travels to the homes of disabled clients for treatment, consultation and referral services for mental health and self sufficiency. An estimated 210 clients will be served during the contract year. Funded public service activities improve or expand access to public services to very low, low and moderate income individuals and special needs populations including but not limited to elderly, disabled, youth at risk, substance abuse, HIV/AIDS victims of domestic violence, victims of abuse, homeless, etc.

**Financing**

	Fund Type	Grant Year	Grant	Funded Amount	Drawn In Program Year	Drawn Thru Program Year
CDBG	EN	2018	B18MC480006	\$5,247.00	\$5,247.00	\$5,247.00
<b>Total</b>	<b>Total</b>			<b>\$5,247.00</b>	<b>\$5,247.00</b>	<b>\$5,247.00</b>

**Proposed Accomplishments**

People (General) : 210


**Actual Accomplishments**

Number assisted:

	Owner		Renter		Total		Person	
	Total	Hispanic	Total	Hispanic	Total	Hispanic	Total	Hispanic
White:	0	0	0	0	0	0	186	65
Black/African American:	0	0	0	0	0	0	27	0
Asian:	0	0	0	0	0	0	0	0
American Indian/Alaskan Native:	0	0	0	0	0	0	0	0
Native Hawaiian/Other Pacific Islander:	0	0	0	0	0	0	0	0
American Indian/Alaskan Native & White:	0	0	0	0	0	0	0	0
Asian White:	0	0	0	0	0	0	0	0
Black/African American & White:	0	0	0	0	0	0	0	0
American Indian/Alaskan Native & Black/African American:	0	0	0	0	0	0	0	0
Other multi-racial:	0	0	0	0	0	0	2	2
Asian/Pacific Islander:	0	0	0	0	0	0	0	0
Hispanic:	0	0	0	0	0	0	0	0







U.S. Department of Housing and Urban Development  
 Office of Community Planning and Development  
 Integrated Disbursement and Information System  
 CDBG Activity Summary Report (GPR) for Program Year 2018  
 BRYAN

Date: 16-Dec-2019  
 Time: 13:38  
 Page: 43

**PGM Year:** 2017  
**Project:** 0001 - Home Owner Housing Assistance - CDBG  
**IDIS Activity:** 1032 - CDHB20-Direct Homeownership Assistance

**Status:** Completed 12/9/2019 12:00:00 AM  
**Location:** 1007 Henderson St Bryan, TX 77803-2821  
**Objective:** Provide decent affordable housing  
**Outcome:** Affordability  
**Matrix Code:** Homeownership Assistance-excluding Housing Counseling under 24 CFR 5.100 (13B)  
**National Objective:** LMH

**Initial Funding Date:** 02/25/2019

**Description:**

CDBG Homebuyer Assistance provides for an application process for eligible households seeking to purchase a home under the guidelines of the City's Down Payment Assistance program including the home must be located within the city limits of Bryan, have an inspection, financials reviewed to determine if the household meets the City's qualifying ratios (33% front end and 43% backend ratios) to ensure the feasibility of the household being able to pay their mortgage.

**Financing**

	Fund Type	Grant Year	Grant	Funded Amount	Drawn In Program Year	Drawn Thru Program Year
CDBG	EN	2017	B17MC480006	\$6,790.47	\$6,790.47	\$6,790.47
	PI			\$2,240.68	\$2,240.68	\$2,240.68
<b>Total</b>	<b>Total</b>			<b>\$9,031.15</b>	<b>\$9,031.15</b>	<b>\$9,031.15</b>


**Proposed Accomplishments**

Households (General) : 1

**Actual Accomplishments**

Number assisted:

	Owner		Renter		Total		Person	
	Total	Hispanic	Total	Hispanic	Total	Hispanic	Total	Hispanic
White:	1	1	0	0	1	1	0	0
Black/African American:	0	0	0	0	0	0	0	0
Asian:	0	0	0	0	0	0	0	0
American Indian/Alaskan Native:	0	0	0	0	0	0	0	0
Native Hawaiian/Other Pacific Islander:	0	0	0	0	0	0	0	0
American Indian/Alaskan Native & White:	0	0	0	0	0	0	0	0
Asian White:	0	0	0	0	0	0	0	0
Black/African American & White:	0	0	0	0	0	0	0	0
American Indian/Alaskan Native & Black/African American:	0	0	0	0	0	0	0	0
Other multi-racial:	0	0	0	0	0	0	0	0
Asian/Pacific Islander:	0	0	0	0	0	0	0	0
Hispanic:	0	0	0	0	0	0	0	0
<b>Total:</b>	<b>1</b>	<b>1</b>	<b>0</b>	<b>0</b>	<b>1</b>	<b>1</b>	<b>0</b>	<b>0</b>



U.S. Department of Housing and Urban Development  
 Office of Community Planning and Development  
 Integrated Disbursement and Information System  
 CDBG Activity Summary Report (GPR) for Program Year 2018  
 BRYAN

Date: 16-Dec-2019  
 Time: 13:38  
 Page: 44


Female-headed Households: 0 0 0

*Income Category:*

	Owner	Renter	Total	Person
Extremely Low	0	0	0	0
Low Mod	0	0	0	0
Moderate	1	0	1	0
Non Low Moderate	0	0	0	0
Total	1	0	1	0
Percent Low/Mod	100.0%		100.0%	

**Annual Accomplishments**

<b>Years</b>	<b>Accomplishment Narrative</b>	<b># Benefiting</b>
2017	Through the Home Buyer's assistance program one eligible household was provided down payment assistance to purchase a home. Funds include the down payment assistance and program delivery for the activity. Down Payment Assistance is a deferred loan, with the homeowner repaying the city when the property is sold. The household family provided \$1040.00 toward the down-payment of the sales price of \$117,000, with an additional \$5,500 being contributed to this new Habitat home leveraging \$110,000.	



U.S. Department of Housing and Urban Development  
 Office of Community Planning and Development  
 Integrated Disbursement and Information System  
 CDBG Activity Summary Report (GPR) for Program Year 2018  
 BRYAN

Date: 16-Dec-2019  
 Time: 13:38  
 Page: 45

**PGM Year:** 2017  
**Project:** 0001 - Home Owner Housing Assistance - CDBG  
**IDIS Activity:** 1033 - CDHB21 - Direct Homeownership Assistance

**Status:** Completed 11/26/2019 12:00:00 AM  
**Location:** 809 Dansby St Bryan, TX 77803-2814

**Objective:** Provide decent affordable housing  
**Outcome:** Affordability  
**Matrix Code:** Homeownership Assistance-excluding Housing Counseling under 24 CFR 5.100 (13B)      **National Objective:** LMH

**Initial Funding Date:** 02/25/2019

**Description:**

CDBG Homebuyer Assistance under HOME Owner Assistance Program acquisition of a newly constructed single-family, 3 bedroom home.

**Financing**

	Fund Type	Grant Year	Grant	Funded Amount	Drawn In Program Year	Drawn Thru Program Year
CDBG	EN	2017	B17MC480006	\$8,339.01	\$8,339.01	\$8,339.01
	PI			\$1,299.73	\$1,299.73	\$1,299.73
<b>Total</b>	<b>Total</b>			<b>\$9,638.74</b>	<b>\$9,638.74</b>	<b>\$9,638.74</b>


**Proposed Accomplishments**

Households (General) : 1

**Actual Accomplishments**

Number assisted:

	Owner		Renter		Total		Person	
	Total	Hispanic	Total	Hispanic	Total	Hispanic	Total	Hispanic
White:	1	1	0	0	1	1	0	0
Black/African American:	0	0	0	0	0	0	0	0
Asian:	0	0	0	0	0	0	0	0
American Indian/Alaskan Native:	0	0	0	0	0	0	0	0
Native Hawaiian/Other Pacific Islander:	0	0	0	0	0	0	0	0
American Indian/Alaskan Native & White:	0	0	0	0	0	0	0	0
Asian White:	0	0	0	0	0	0	0	0
Black/African American & White:	0	0	0	0	0	0	0	0
American Indian/Alaskan Native & Black/African American:	0	0	0	0	0	0	0	0
Other multi-racial:	0	0	0	0	0	0	0	0
Asian/Pacific Islander:	0	0	0	0	0	0	0	0
Hispanic:	0	0	0	0	0	0	0	0
<b>Total:</b>	<b>1</b>	<b>1</b>	<b>0</b>	<b>0</b>	<b>1</b>	<b>1</b>	<b>0</b>	<b>0</b>
Female-headed Households:	0		0		0			



U.S. Department of Housing and Urban Development  
Office of Community Planning and Development  
Integrated Disbursement and Information System  
CDBG Activity Summary Report (GPR) for Program Year 2018  
BRYAN


Date: 16-Dec-2019  
Time: 13:38  
Page: 46

*Income Category:*

	Owner	Renter	Total	Person
Extremely Low	0	0	0	0
Low Mod	0	0	0	0
Moderate	1	0	1	0
Non Low Moderate	0	0	0	0
Total	1	0	1	0
Percent Low/Mod	100.0%		100.0%	

**Annual Accomplishments**

<b>Years</b>	<b>Accomplishment Narrative</b>	<b># Benefiting</b>
2017	Through the Home Buyer's assistance program, one eligible household was provided down payment assistance to purchase a home. Funds include the down payment assistance and program delivery for the activity. Down Payment Assistance is a deferred loan (\$7,500.00) , with the homeowner repaying the city when the property is sold. The household family provided \$1040.00 toward the down payment of the sales price of \$108,000, with an additional \$5,500 and\$ 45,000 contributed to this new Habitat home leveraging \$110,000.	



U.S. Department of Housing and Urban Development  
 Office of Community Planning and Development  
 Integrated Disbursement and Information System  
 CDBG Activity Summary Report (GPR) for Program Year 2018  
 BRYAN

Date: 16-Dec-2019  
 Time: 13:38  
 Page: 47

**PGM Year:** 2017  
**Project:** 0001 - Home Owner Housing Assistance - CDBG  
**IDIS Activity:** 1034 - CDHB22 - Direct Homeownership Assistance

**Status:** Completed 11/26/2019 12:00:00 AM  
**Location:** 1620 W Virginia St Bryan, TX 77803-2228  
**Objective:** Provide decent affordable housing  
**Outcome:** Affordability  
**Matrix Code:** Homeownership Assistance-excluding Housing Counseling under 24 CFR 5.100 (13B)  
**National Objective:** LMH

**Initial Funding Date:** 02/25/2019

**Description:**

CDBG Homebuyer Assistance under HOME Owner Assistance under HOME Owner Assistance Program acquisition of a newly constructed single-family, 3 bedroom home.

**Financing**

	Fund Type	Grant Year	Grant	Funded Amount	Drawn In Program Year	Drawn Thru Program Year
CDBG	EN	2017	B17MC480006	\$5,669.94	\$5,669.94	\$5,669.94
	PI			\$2,564.04	\$2,564.04	\$2,564.04
<b>Total</b>	<b>Total</b>			<b>\$8,233.98</b>	<b>\$8,233.98</b>	<b>\$8,233.98</b>


**Proposed Accomplishments**

Households (General) : 1

**Actual Accomplishments**

Number assisted:

	Owner		Renter		Total		Person	
	Total	Hispanic	Total	Hispanic	Total	Hispanic	Total	Hispanic
White:	1	1	0	0	1	1	0	0
Black/African American:	0	0	0	0	0	0	0	0
Asian:	0	0	0	0	0	0	0	0
American Indian/Alaskan Native:	0	0	0	0	0	0	0	0
Native Hawaiian/Other Pacific Islander:	0	0	0	0	0	0	0	0
American Indian/Alaskan Native & White:	0	0	0	0	0	0	0	0
Asian White:	0	0	0	0	0	0	0	0
Black/African American & White:	0	0	0	0	0	0	0	0
American Indian/Alaskan Native & Black/African American:	0	0	0	0	0	0	0	0
Other multi-racial:	0	0	0	0	0	0	0	0
Asian/Pacific Islander:	0	0	0	0	0	0	0	0
Hispanic:	0	0	0	0	0	0	0	0
<b>Total:</b>	<b>1</b>	<b>1</b>	<b>0</b>	<b>0</b>	<b>1</b>	<b>1</b>	<b>0</b>	<b>0</b>
Female-headed Households:	0		0		0			



U.S. Department of Housing and Urban Development  
Office of Community Planning and Development  
Integrated Disbursement and Information System  
CDBG Activity Summary Report (GPR) for Program Year 2018  
BRYAN


Date: 16-Dec-2019  
Time: 13:38  
Page: 48

*Income Category:*

	Owner	Renter	Total	Person
Extremely Low	0	0	0	0
Low Mod	0	0	0	0
Moderate	1	0	1	0
Non Low Moderate	0	0	0	0
Total	1	0	1	0
Percent Low/Mod	100.0%		100.0%	

**Annual Accomplishments**

<u>Years</u>	<u>Accomplishment Narrative</u>	<u># Benefiting</u>
2018	Through the Home Buyer's assistance program, one eligible household was provided down payment assistance to purchase a home. Funds include the down payment assistance and program delivery for the activity. Down Payment Assistance is a deferred loan, with the homeowner repaying the city when the property is sold. The household family provided \$1040.00 toward the down payment of the sales price of \$110,000, with an additional \$5,500 being contributed to this new Habitat home leveraging \$102,500.00	



U.S. Department of Housing and Urban Development  
 Office of Community Planning and Development  
 Integrated Disbursement and Information System  
 CDBG Activity Summary Report (GPR) for Program Year 2018  
 BRYAN

Date: 16-Dec-2019  
 Time: 13:38  
 Page: 49

**PGM Year:** 2018  
**Project:** 0008 - Brazos Valley Food Bank, Together We Grow  
**IDIS Activity:** 1035 - Brazos Food Bank Together We Grow

**Status:** Completed 12/10/2019 12:00:00 AM  
**Location:** 1501 Independence Ave Bryan, TX 77803-2002  
**Objective:** Create suitable living environments  
**Outcome:** Availability/accessibility  
**Matrix Code:** Other Public Services Not Listed in 05A-05Y, 03T (05Z) **National Objective:** LMC

**Initial Funding Date:** 03/27/2019

**Description:**

Improve or expand access to public services for low- and moderate-income and special needs populations (including but not limited to elderly, youth at risk, families at risk, substance abuse, HIVAids, victims of domestic violence, victims of abuse, disabled (mentally, physically and developmental, and homeless) addresses Objective 1 of the Non-Housing Plan. Together We Grow provides for Casework and supportive services to include job training and workplace support to help clients become food-secure with an estimated 48 unduplicated clients. Funds will be utilized for partial staff salary.

**Financing**

	Fund Type	Grant Year	Grant	Funded Amount	Drawn In Program Year	Drawn Thru Program Year
CDBG	EN	2018	B18MC480006	\$21,247.00	\$21,247.00	\$21,247.00
<b>Total</b>	<b>Total</b>			<b>\$21,247.00</b>	<b>\$21,247.00</b>	<b>\$21,247.00</b>

**Proposed Accomplishments**

People (General) : 48


**Actual Accomplishments**

Number assisted:

	Owner		Renter		Total		Person	
	Total	Hispanic	Total	Hispanic	Total	Hispanic	Total	Hispanic
White:	0	0	0	0	0	0	8	1
Black/African American:	0	0	0	0	0	0	7	1
Asian:	0	0	0	0	0	0	0	0
American Indian/Alaskan Native:	0	0	0	0	0	0	0	0
Native Hawaiian/Other Pacific Islander:	0	0	0	0	0	0	0	0
American Indian/Alaskan Native & White:	0	0	0	0	0	0	0	0
Asian White:	0	0	0	0	0	0	0	0
Black/African American & White:	0	0	0	0	0	0	7	3
American Indian/Alaskan Native & Black/African American:	0	0	0	0	0	0	1	1
Other multi-racial:	0	0	0	0	0	0	0	0
Asian/Pacific Islander:	0	0	0	0	0	0	0	0
Hispanic:	0	0	0	0	0	0	0	0







U.S. Department of Housing and Urban Development  
 Office of Community Planning and Development  
 Integrated Disbursement and Information System  
 CDBG Activity Summary Report (GPR) for Program Year 2018  
 BRYAN

Date: 16-Dec-2019  
 Time: 13:38  
 Page: 51

**PGM Year:** 2018  
**Project:** 0012 - Voices for Children CASA (Court Appointed Advocates) Program  
**IDIS Activity:** 1036 - Voices for Children CASA Program

**Status:** Completed 12/9/2019 12:00:00 AM      **Objective:** Create suitable living environments  
**Location:** 115 N Main St Bryan, TX 77803-3235      **Outcome:** Availability/accessibility  
**Matrix Code:** Abused and Neglected Children (05N)      **National Objective:** LMC

**Initial Funding Date:** 03/27/2019

**Description:**

The public service agency Voices for Children provides for a court appointed advocates for children in the child welfare system with 100% of the program's clients being abused children. The agency trains volunteers and supervised court appointed advocates. Funds will be for eligible expense for staff salaries (Program Support Specialist and partial Program Director) and benefits. The program will serve an estimated 300 unduplicated clients.

**Financing**

	Fund Type	Grant Year	Grant	Funded Amount	Drawn In Program Year	Drawn Thru Program Year
CDBG	EN	2018	B18MC480006	\$30,000.00	\$30,000.00	\$30,000.00
<b>Total</b>	<b>Total</b>			<b>\$30,000.00</b>	<b>\$30,000.00</b>	<b>\$30,000.00</b>


**Proposed Accomplishments**

People (General) : 300

**Actual Accomplishments**

Number assisted:

	Owner		Renter		Total		Person	
	Total	Hispanic	Total	Hispanic	Total	Hispanic	Total	Hispanic
White:	0	0	0	0	0	0	257	72
Black/African American:	0	0	0	0	0	0	93	8
Asian:	0	0	0	0	0	0	0	0
American Indian/Alaskan Native:	0	0	0	0	0	0	2	0
Native Hawaiian/Other Pacific Islander:	0	0	0	0	0	0	0	0
American Indian/Alaskan Native & White:	0	0	0	0	0	0	0	0
Asian White:	0	0	0	0	0	0	0	0
Black/African American & White:	0	0	0	0	0	0	0	0
American Indian/Alaskan Native & Black/African American:	0	0	0	0	0	0	0	0
Other multi-racial:	0	0	0	0	0	0	44	15
Asian/Pacific Islander:	0	0	0	0	0	0	0	0
Hispanic:	0	0	0	0	0	0	0	0
<b>Total:</b>	<b>0</b>	<b>0</b>	<b>0</b>	<b>0</b>	<b>0</b>	<b>0</b>	<b>396</b>	<b>95</b>



U.S. Department of Housing and Urban Development  
 Office of Community Planning and Development  
 Integrated Disbursement and Information System  
 CDBG Activity Summary Report (GPR) for Program Year 2018  
 BRYAN

Date: 16-Dec-2019  
 Time: 13:38  
 Page: 52


Female-headed Households: 0 0 0

*Income Category:*

	Owner	Renter	Total	Person
Extremely Low	0	0	0	396
Low Mod	0	0	0	0
Moderate	0	0	0	0
Non Low Moderate	0	0	0	0
Total	0	0	0	396
Percent Low/Mod				100.0%

**Annual Accomplishments**

<b>Years</b>	<b>Accomplishment Narrative</b>	<b># Benefiting</b>
2018	The funded program, Voices for Children, provided case management and support for the health, safety, and welfare of abused and neglected children under the court's jurisdiction. Coordination of services provided are done by both the Program Support Specialist and the Program Director. Funds were used for eligible staff expenses including 100% of the Program Support Specialist and 20% of the Program Director salary. 396 unduplicated clients were served during the 2018/2019 program year.	



U.S. Department of Housing and Urban Development  
 Office of Community Planning and Development  
 Integrated Disbursement and Information System  
 CDBG Activity Summary Report (GPR) for Program Year 2018  
 BRYAN

Date: 16-Dec-2019  
 Time: 13:38  
 Page: 53

**PGM Year:** 2018  
**Project:** 0004 - Home Owner Housing Assistance - CDBG  
**IDIS Activity:** 1039 - CDHB23 - Direct Homeownership Assistance

**Status:** Completed 11/26/2019 12:00:00 AM  
**Location:** 812 Hudson St Bryan, TX 77803-1647

**Objective:** Provide decent affordable housing  
**Outcome:** Affordability  
**Matrix Code:** Homeownership Assistance-excluding  
 Housing Counseling under 24 CFR  
 5.100 (13B)

**National Objective:** LMH

**Initial Funding Date:** 07/11/2019

**Description:**

CDBG Homebuyer Assistance under Home Owner Assistance Program acquisitions of a newly constructed single-family, 3-bedroom home.

**Financing**

	Fund Type	Grant Year	Grant	Funded Amount	Drawn In Program Year	Drawn Thru Program Year
CDBG	EN	2018	B18MC480006	\$8,440.98	\$8,440.98	\$8,440.98
	PI			\$1,865.83	\$1,865.83	\$1,865.83
<b>Total</b>	<b>Total</b>			<b>\$10,306.81</b>	<b>\$10,306.81</b>	<b>\$10,306.81</b>


**Proposed Accomplishments**

Households (General) : 1

**Actual Accomplishments**

Number assisted:

	Owner		Renter		Total		Person	
	Total	Hispanic	Total	Hispanic	Total	Hispanic	Total	Hispanic
White:	1	1	0	0	1	1	0	0
Black/African American:	0	0	0	0	0	0	0	0
Asian:	0	0	0	0	0	0	0	0
American Indian/Alaskan Native:	0	0	0	0	0	0	0	0
Native Hawaiian/Other Pacific Islander:	0	0	0	0	0	0	0	0
American Indian/Alaskan Native & White:	0	0	0	0	0	0	0	0
Asian White:	0	0	0	0	0	0	0	0
Black/African American & White:	0	0	0	0	0	0	0	0
American Indian/Alaskan Native & Black/African American:	0	0	0	0	0	0	0	0
Other multi-racial:	0	0	0	0	0	0	0	0
Asian/Pacific Islander:	0	0	0	0	0	0	0	0
Hispanic:	0	0	0	0	0	0	0	0
<b>Total:</b>	<b>1</b>	<b>1</b>	<b>0</b>	<b>0</b>	<b>1</b>	<b>1</b>	<b>0</b>	<b>0</b>
Female-headed Households:	0		0		0			



U.S. Department of Housing and Urban Development  
Office of Community Planning and Development  
Integrated Disbursement and Information System  
CDBG Activity Summary Report (GPR) for Program Year 2018  
BRYAN


Date: 16-Dec-2019  
Time: 13:38  
Page: 54

*Income Category:*

	Owner	Renter	Total	Person
Extremely Low	0	0	0	0
Low Mod	0	0	0	0
Moderate	1	0	1	0
Non Low Moderate	0	0	0	0
Total	1	0	1	0
Percent Low/Mod	100.0%		100.0%	

**Annual Accomplishments**

<b>Years</b>	<b>Accomplishment Narrative</b>	<b># Benefiting</b>
2018	Through the Home Buyer's assistance program, one eligible household was provided down payment assistance to purchase a home. Funds include the down payment assistance and program delivery for the activity. Down Payment Assistance is a deferred loan, with the homeowner repaying the city when the property is sold. The household family provided \$1000.00 toward the down payment of the sales price of \$118,000, with an additional \$45,000.00 being contributed to this new Habitat home leveraging \$10,500.00.	



U.S. Department of Housing and Urban Development  
Office of Community Planning and Development  
Integrated Disbursement and Information System  
CDBG Activity Summary Report (GPR) for Program Year 2018  
BRYAN

Date: 16-Dec-2019  
Time: 13:38  
Page: 55

---

Total Funded Amount:	\$9,332,376.45
Total Drawn Thru Program Year:	\$9,053,563.75
Total Drawn In Program Year:	\$857,764.12

IDIS - PR10

U.S. Department of Housing and Urban Development  
 Office of Community Planning and Development  
 Integrated Disbursement and Information System  
 CDBG Housing Activities  
 BRYAN, TX

DATE: 12-16-19  
 TIME: 13:42  
 PAGE: 1

PGM YEAR	PROJ ID	IDIS ACT ID	ACTIVITY NAME	STATUS	MTX NTL		Total		CDBG DRAWN AMOUNT	OCCUPIED TOTAL	UNITS L/M	% L/M	CUMULATIVE	
					CD	OBJ	EST. AMT	% CDBG					OWNER	RENTER
2018	0692	1025	CDBG Housing Assistance Program	OPEN	14A	LMH	533,403.11	53.2	283,616.82	32	32	100.0	32	0
2018 TOTALS: BUDGETED/UNDERWAY							533,403.11	53.1	283,616.82	32	32	100.0	32	0
COMPLETED							0.00	0.0	0.00	0	0	0.0	0	0
							533,403.11	53.1	283,616.82	32	32	100.0	32	0

PGM YEAR	PROJ ID	IDIS ACT ID	ACTIVITY NAME	STATUS	MTX NTL		Total		CDBG DRAWN AMOUNT	OCCUPIED TOTAL	UNITS L/M	% L/M	CUMULATIVE	
					CD	OBJ	EST. AMT	% CDBG					OWNER	RENTER
2017	6733	1002	Home Owner Housing Assistance CDBG	COM	14A	LMH	320,649.65	100.0	320,649.65	40	40	100.0	40	0
2017	6733	1020	CDRE05 - CDBG Home Owner Housing Assistance Rehabilitation	OPEN	14A	LMH	71,834.02	0.0	42,807.61	0	0	0.0	0	0
2017 TOTALS: BUDGETED/UNDERWAY							71,834.02	59.5	42,807.61	0	0	0.0	0	0
COMPLETED							320,649.65	100.0	320,649.65	40	40	100.0	40	0
							392,483.67	92.6	363,457.26	40	40	100.0	40	0

PGM YEAR	PROJ ID	IDIS ACT ID	ACTIVITY NAME	STATUS	MTX NTL		Total		CDBG DRAWN AMOUNT	OCCUPIED TOTAL	UNITS L/M	% L/M	CUMULATIVE	
					CD	OBJ	EST. AMT	% CDBG					OWNER	RENTER
2016	0898	983	ME4001 - Housing Assistance CDBG	COM	14A	LMH	571,804.36	100.0	571,804.36	83	83	100.0	83	0
2016 TOTALS: BUDGETED/UNDERWAY							0.00	0.0	0.00	0	0	0.0	0	0
COMPLETED							571,804.36	100.0	571,804.36	83	83	100.0	83	0
							571,804.36	100.0	571,804.36	83	83	100.0	83	0

IDIS - PR10

U.S. Department of Housing and Urban Development  
 Office of Community Planning and Development  
 Integrated Disbursement and Information System  
 CDBG Housing Activities  
 BRYAN, TX

DATE: 12-16-19  
 TIME: 13:42  
 PAGE: 2

PGM YEAR	PROJ ID	IDIS ACT ID	ACTIVITY NAME	STATUS	MTX NTL		Total		CDBG DRAWN AMOUNT	OCCUPIED TOTAL	UNITS L/M	% L/M	CUMULATIVE	
					CD	OBJ	EST. AMT	% CDBG					OWNER	RENTER
2015	1108	961	Housing Assistance CDBG	COM	14A	LMH	305,912.92	100.0	305,912.92	27	27	100.0	27	0
2015	1108	994	CDRC09 - CDBG Reconstruction	COM	14A	LMH	211,782.53	100.0	211,782.53	1	1	100.0	1	0
2015 TOTALS: BUDGETED/UNDERWAY							0.00	0.0	0.00	0	0	0.0	0	0
COMPLETED							517,695.45	100.0	517,695.45	28	28	100.0	28	0
							517,695.45	100.0	517,695.45	28	28	100.0	28	0

PGM YEAR	PROJ ID	IDIS ACT ID	ACTIVITY NAME	STATUS	MTX NTL		Total		CDBG DRAWN AMOUNT	OCCUPIED TOTAL	UNITS L/M	% L/M	CUMULATIVE	
					CD	OBJ	EST. AMT	% CDBG					OWNER	RENTER
2014	2445	935	Housing Assistance	COM	14A	LMH	561,676.38	100.0	561,676.38	81	81	100.0	81	0
2014	2445	944	Housing Assistance 2014	OPEN	14A	LMH	0.00	0.0	0.00	0	0	0.0	0	0
2014	2445	972	CDRC08 - CDBG Reconstruction	COM	14A	LMH	158,411.09	100.0	158,411.09	1	1	100.0	1	0
2014 TOTALS: BUDGETED/UNDERWAY							0.00	0.0	0.00	0	0	0.0	0	0
COMPLETED							720,087.47	100.0	720,087.47	82	82	100.0	82	0
							720,087.47	100.0	720,087.47	82	82	100.0	82	0

PGM YEAR	PROJ ID	IDIS ACT ID	ACTIVITY NAME	STATUS	MTX NTL		Total		CDBG DRAWN AMOUNT	OCCUPIED TOTAL	UNITS L/M	% L/M	CUMULATIVE	
					CD	OBJ	EST. AMT	% CDBG					OWNER	RENTER
2013	6832	913	Home Owner's Assistance CDBG Program	COM	14A	LMH	517,820.13	100.0	517,820.13	66	66	100.0	66	0
2013	6832	948	CDBG Reconstruction	COM	14A	LMH	118,398.11	100.0	118,398.11	1	1	100.0	1	0
2013 TOTALS: BUDGETED/UNDERWAY							0.00	0.0	0.00	0	0	0.0	0	0
COMPLETED							636,218.24	100.0	636,218.24	67	67	100.0	67	0



IDIS - PR10

U.S. Department of Housing and Urban Development  
 Office of Community Planning and Development  
 Integrated Disbursement and Information System  
 CDBG Housing Activities  
 BRYAN, TX

DATE: 12-16-19  
 TIME: 13:42  
 PAGE: 3

636,218.24 100.0 636,218.24 67 67 100.0 67 0

PGM YEAR	PROJ ID	IDIS ACT ID	ACTIVITY NAME	STATUS	MTX NTL		Total		CDBG DRAWN AMOUNT	OCCUPIED TOTAL	UNITS		CUMULATIVE	
					CD	OBJ	EST. AMT	% CDBG			L/M	% L/M	OCCUPIED OWNER	UNITS RENTER
2012	8347	885	Home Owner's Assistance CDBG	COM	14A	LMH	552,688.18	100.0	552,688.18	77	77	100.0	77	0
2012	8347	904	Housing Assistance	COM	14A	LMH	169,303.71	100.0	169,303.71	1	1	100.0	1	0
2012 TOTALS: BUDGETED/UNDERWAY							0.00	0.0	0.00	0	0	0.0	0	0
COMPLETED							721,991.89	100.0	721,991.89	78	78	100.0	78	0
							721,991.89	100.0	721,991.89	78	78	100.0	78	0

PGM YEAR	PROJ ID	IDIS ACT ID	ACTIVITY NAME	STATUS	MTX NTL		Total		CDBG DRAWN AMOUNT	OCCUPIED TOTAL	UNITS		CUMULATIVE	
					CD	OBJ	EST. AMT	% CDBG			L/M	% L/M	OCCUPIED OWNER	UNITS RENTER
2011	0133	846	Home Owner Assistance	COM	14A	LMH	358,603.18	100.0	358,603.18	41	41	100.0	41	0
2011	0133	851	705 W 28th - Owner Occupied	COM	14A	LMH	113,406.24	4.9	5,604.50	1	1	100.0	1	0
2011	0133	854	CDRC04	COM	14A	LMH	117,451.14	100.0	117,451.14	1	1	100.0	1	0
2011	0133	888	CDRE04	COM	14A	LMH	129,445.55	100.0	129,445.55	1	1	100.0	1	0
2011	0133	905	Rehab Project Number	COM	14A	LMH	113,573.51	100.0	113,573.51	1	1	100.0	1	0
2011 TOTALS: BUDGETED/UNDERWAY							0.00	0.0	0.00	0	0	0.0	0	0
COMPLETED							832,479.62	87.0	724,677.88	45	45	100.0	45	0
							832,479.62	87.0	724,677.88	45	45	100.0	45	0

PGM YEAR	PROJ ID	IDIS ACT ID	ACTIVITY NAME	STATUS	MTX NTL		Total		CDBG DRAWN AMOUNT	OCCUPIED TOTAL	UNITS		CUMULATIVE	
					CD	OBJ	EST. AMT	% CDBG			L/M	% L/M	OCCUPIED OWNER	UNITS RENTER
2010	9702	795	Housing	COM	14A	LMH	326,857.20	100.0	326,857.20	39	39	100.0	39	0
2010	9702	809	CDRC02/CDRP01	COM	14A	LMH	56,818.92	15.5	8,831.17	1	1	100.0	1	0

IDIS - PR10

U.S. Department of Housing and Urban Development  
 Office of Community Planning and Development  
 Integrated Disbursement and Information System  
 CDBG Housing Activities  
 BRYAN, TX

DATE: 12-16-19  
 TIME: 13:42  
 PAGE: 4

2010	9702	829 CDRE02	COM	14A	LMH	54,117.93	85.8	46,444.24	1	1	100.0	1	0
2010 TOTALS: BUDGETED/UNDERWAY						0.00	0.0	0.00	0	0	0.0	0	0
COMPLETED						437,794.05	87.2	382,132.61	41	41	100.0	41	0
						437,794.05	87.2	382,132.61	41	41	100.0	41	0

PGM YEAR	PROJ ID	IDIS ACT ID	ACTIVITY NAME	STATUS	MTX CD	NTL OBJ	Total EST. AMT	% CDBG	CDBG DRAWN AMOUNT	OCCUPIED TOTAL	UNITS L/M	% L/M	CUMULATIVE OCCUPIED OWNER	UNITS RENTER
2009	9699	748	Homeowner Housing Assistance	COM	14A	LMH	267,515.95	100.0	267,515.95	28	28	100.0	28	0
2009	9699	782	CDRE01	COM	14A	LMH	30,736.95	100.0	30,736.95	1	1	100.0	1	0
2009	9699	793	CDRC01	COM	14A	LMH	104,356.73	100.0	104,356.73	1	1	100.0	1	0
2009 TOTALS: BUDGETED/UNDERWAY						0.00	0.0	0.00	0	0	0.0	0	0	
COMPLETED						402,609.63	100.0	402,609.63	30	30	100.0	30	0	
						402,609.63	100.0	402,609.63	30	30	100.0	30	0	

PGM YEAR	PROJ ID	IDIS ACT ID	ACTIVITY NAME	STATUS	MTX CD	NTL OBJ	Total EST. AMT	% CDBG	CDBG DRAWN AMOUNT	OCCUPIED TOTAL	UNITS L/M	% L/M	CUMULATIVE OCCUPIED OWNER	UNITS RENTER
2008	0003	697	HOUSING ACTIVITIES	COM	14A	LMH	198,996.04	100.0	198,996.04	31	31	100.0	31	0
2008	0003	734	CHR002	COM	14A	LMH	87,986.98	100.0	87,986.98	1	1	100.0	1	0
2008	0003	735	CRP006	COM	14H	LMH	86,554.40	6.5	5,626.85	2	2	100.0	2	0
2008 TOTALS: BUDGETED/UNDERWAY						0.00	0.0	0.00	0	0	0.0	0	0	
COMPLETED						373,537.42	78.3	292,609.87	34	34	100.0	34	0	
						373,537.42	78.3	292,609.87	34	34	100.0	34	0	

IDIS - PR10

U.S. Department of Housing and Urban Development  
 Office of Community Planning and Development  
 Integrated Disbursement and Information System  
 CDBG Housing Activities  
 BRYAN, TX

DATE: 12-16-19  
 TIME: 13:42  
 PAGE: 5

PGM YEAR	PROJ ID	IDIS ACT ID	ACTIVITY NAME	STATUS	MTX NTL		Total		CDBG DRAWN AMOUNT	OCCUPIED TOTAL	UNITS L/M	% L/M	CUMULATIVE	
					CD	OBJ	EST. AMT	% CDBG					OWNER	RENTER
2007	0002	654	HOMEOWNER HOUSING ASSISTANCE	COM	14A	LMH	335,747.12	100.0	335,747.12	45	45	100.0	45	0
2007	0002	704	CRB001	COM	14A	LMH	24,700.83	100.0	24,700.83	1	1	100.0	1	0
2007	0002	705	CRB003	COM	14A	LMH	74,390.33	100.0	74,390.33	1	1	100.0	1	0
2007	0002	706	CRB004	COM	14A	LMH	4,431.10	100.0	4,431.10	1	1	100.0	1	0
2007	0016	729	CHR001	COM	14H	LMH	101,435.81	8.3	8,369.32	2	2	100.0	2	0
2007 TOTALS: BUDGETED/UNDERWAY							0.00	0.0	0.00	0	0	0.0	0	0
COMPLETED							540,705.19	82.7	447,638.70	50	50	100.0	50	0
							540,705.19	82.7	447,638.70	50	50	100.0	50	0

PGM YEAR	PROJ ID	IDIS ACT ID	ACTIVITY NAME	STATUS	MTX NTL		Total		CDBG DRAWN AMOUNT	OCCUPIED TOTAL	UNITS L/M	% L/M	CUMULATIVE	
					CD	OBJ	EST. AMT	% CDBG					OWNER	RENTER
2006	0002	586	HOMEOWNER HOUSING ASSISTANCE	COM	14A	LMH	294,046.93	100.0	294,046.93	28	28	100.0	28	0
2006 TOTALS: BUDGETED/UNDERWAY							0.00	0.0	0.00	0	0	0.0	0	0
COMPLETED							294,046.93	100.0	294,046.93	28	28	100.0	28	0
							294,046.93	100.0	294,046.93	28	28	100.0	28	0

PGM YEAR	PROJ ID	IDIS ACT ID	ACTIVITY NAME	STATUS	MTX NTL		Total		CDBG DRAWN AMOUNT	OCCUPIED TOTAL	UNITS L/M	% L/M	CUMULATIVE	
					CD	OBJ	EST. AMT	% CDBG					OWNER	RENTER
2005	0004	551	HOUSING ACTIVITIES	COM	14A	LMH	379,365.58	100.0	379,365.58	42	42	100.0	42	0
2005 TOTALS: BUDGETED/UNDERWAY							0.00	0.0	0.00	0	0	0.0	0	0
COMPLETED							379,365.58	100.0	379,365.58	42	42	100.0	42	0

IDIS - PR10

U.S. Department of Housing and Urban Development  
 Office of Community Planning and Development  
 Integrated Disbursement and Information System  
 CDBG Housing Activities  
 BRYAN, TX

DATE: 12-16-19  
 TIME: 13:42  
 PAGE: 6

379,365.58 100.0 379,365.58 42 42 100.0 42 0

PGM YEAR	PROJ ID	IDIS ACT ID	ACTIVITY NAME	STATUS	MTX CD	NTL OBJ	Total EST. AMT	% CDBG	CDBG DRAWN AMOUNT	OCCUPIED TOTAL	UNITS L/M	% L/M	CUMULATIVE	
													OWNER	RENTER
2004	0002	485	HOMEOWNER HOUSING ASSISTANCE	COM	14A	LMH	242,680.29	100.0	242,680.29	19	19	100.0	0	19
2004 TOTALS: BUDGETED/UNDERWAY							0.00	0.0	0.00	0	0	0.0	0	0
COMPLETED							242,680.29	100.0	242,680.29	19	19	100.0	0	19
							242,680.29	100.0	242,680.29	19	19	100.0	0	19

PGM YEAR	PROJ ID	IDIS ACT ID	ACTIVITY NAME	STATUS	MTX CD	NTL OBJ	Total EST. AMT	% CDBG	CDBG DRAWN AMOUNT	OCCUPIED TOTAL	UNITS L/M	% L/M	CUMULATIVE	
													OWNER	RENTER
2003	0003	448	HOMEOWNER HOUSING ASSISTANCE	COM	14A	LMH	217,142.65	100.0	217,142.65	41	41	100.0	0	41
2003 TOTALS: BUDGETED/UNDERWAY							0.00	0.0	0.00	0	0	0.0	0	0
COMPLETED							217,142.65	100.0	217,142.65	41	41	100.0	0	41
							217,142.65	100.0	217,142.65	41	41	100.0	0	41

PGM YEAR	PROJ ID	IDIS ACT ID	ACTIVITY NAME	STATUS	MTX CD	NTL OBJ	Total EST. AMT	% CDBG	CDBG DRAWN AMOUNT	OCCUPIED TOTAL	UNITS L/M	% L/M	CUMULATIVE	
													OWNER	RENTER
2002	0018	392	CDBG HOUSING ASSISTANCE	COM	14A	LMH	186,202.12	100.0	186,202.12	15	15	100.0	0	15
2002 TOTALS: BUDGETED/UNDERWAY							0.00	0.0	0.00	0	0	0.0	0	0
COMPLETED							186,202.12	100.0	186,202.12	15	15	100.0	0	15
							186,202.12	100.0	186,202.12	15	15	100.0	0	15

IDIS - PR10

U.S. Department of Housing and Urban Development  
 Office of Community Planning and Development  
 Integrated Disbursement and Information System  
 CDBG Housing Activities  
 BRYAN, TX

DATE: 12-16-19  
 TIME: 13:42  
 PAGE: 7

PGM YEAR	PROJ ID	IDIS ACT ID	ACTIVITY NAME	STATUS	MTX NTL		Total		CDBG DRAWN AMOUNT	OCCUPIED TOTAL	UNITS L/M	% L/M	CUMULATIVE	
					CD	OBJ	EST. AMT	% CDBG					OWNER	RENTER
2001	0008	334	HOMEOWNER HOUSING ASSISTANCE	COM	14A	LMH	249,961.97	100.0	249,961.97	31	31	100.0	0	31
2001	0008	430	FELICITAS COSINOS	COM	14A	LMH	19,100.00	0.0	0.00	3	3	100.0	0	3
2001 TOTALS: BUDGETED/UNDERWAY							0.00	0.0	0.00	0	0	0.0	0	0
COMPLETED							269,061.97	92.9	249,961.97	34	34	100.0	0	34
							269,061.97	92.9	249,961.97	34	34	100.0	0	34

PGM YEAR	PROJ ID	IDIS ACT ID	ACTIVITY NAME	STATUS	MTX NTL		Total		CDBG DRAWN AMOUNT	OCCUPIED TOTAL	UNITS L/M	% L/M	CUMULATIVE	
					CD	OBJ	EST. AMT	% CDBG					OWNER	RENTER
2000	0004	285	HOMEOWNERS HOUSING ASSISTANCE	COM	14A	LMH	178,322.97	100.0	178,322.97	30	30	100.0	0	30
2000 TOTALS: BUDGETED/UNDERWAY							0.00	0.0	0.00	0	0	0.0	0	0
COMPLETED							178,322.97	100.0	178,322.97	30	30	100.0	0	30
							178,322.97	100.0	178,322.97	30	30	100.0	0	30

PGM YEAR	PROJ ID	IDIS ACT ID	ACTIVITY NAME	STATUS	MTX NTL		Total		CDBG DRAWN AMOUNT	OCCUPIED TOTAL	UNITS L/M	% L/M	CUMULATIVE	
					CD	OBJ	EST. AMT	% CDBG					OWNER	RENTER
1999	0003	229	HOMEOWNER HOUSING ASSISTANCE	COM	14A	LMH	224,501.71	100.0	224,501.71	15	14	93.3	0	15
1999	0008	234	RE-DEVELOPMENT AND/OR INFRASTRUCTURE	COM	14A	LMH	18,780.64	100.0	18,780.64	2	2	100.0	0	2
1999	0018	270	ALMA JONES	COM	14A	LMH	17,216.31	0.0	0.00	1	1	100.0	0	1
1999 TOTALS: BUDGETED/UNDERWAY							0.00	0.0	0.00	0	0	0.0	0	0
COMPLETED							260,498.66	93.3	243,282.35	18	17	94.4	0	18
							260,498.66	93.3	243,282.35	18	17	94.4	0	18

IDIS - PR10

U.S. Department of Housing and Urban Development  
 Office of Community Planning and Development  
 Integrated Disbursement and Information System  
 CDBG Housing Activities  
 BRYAN, TX

DATE: 12-16-19  
 TIME: 13:42  
 PAGE: 8

PGM YEAR	PROJ ID	IDIS ACT ID	ACTIVITY NAME	STATUS	MTX NTL		Total		CDBG DRAWN AMOUNT	OCCUPIED TOTAL	UNITS L/M	% L/M	CUMULATIVE	
					CD	OBJ	EST. AMT	% CDBG					OWNER	RENTER
1998	0004	172	1998 - HOMEOWNER HOUSING ASSISTANCE	COM	14H	LMH	132,190.59	0.0	132,190.59	0	0	0.0	0	0
1998	0004	196	1998 EMERGENCY REPAIR/REHAB	COM	14A	LMH	262,702.33	100.0	262,702.33	67	67	100.0	0	67
1998	0006	269	HOMEOWNERS ASSISTANCE	COM	14A	LMH	19,016.77	0.0	0.00	1	1	100.0	0	1
1998 TOTALS: BUDGETED/UNDERWAY							0.00	0.0	0.00	0	0	0.0	0	0
COMPLETED							413,909.69	95.4	394,892.92	68	68	100.0	0	68
							413,909.69	95.4	394,892.92	68	68	100.0	0	68

PGM YEAR	PROJ ID	IDIS ACT ID	ACTIVITY NAME	STATUS	MTX NTL		Total		CDBG DRAWN AMOUNT	OCCUPIED TOTAL	UNITS L/M	% L/M	CUMULATIVE	
					CD	OBJ	EST. AMT	% CDBG					OWNER	RENTER
1997	0008	103	1997 HOME OWNER HOUSING ASSISTANCE	COM	14A	LMH	187,968.00	100.0	187,968.00	62	62	100.0	0	62
1997	0008	128	1997 - HOUSING ADMINISTRATIVE (CDBG)	COM	14H	LMH	131,305.00	0.0	131,305.00	0	0	0.0	0	0
1997	0008	133	ELDER AID EMERGENCY	COM	14A	LMH	10,000.00	100.0	10,000.00	13	13	100.0	0	13
1997	0021	161	HBR-031	COM	14A	LMH	20,053.00	19.9	4,000.00	1	1	100.0	0	1
1997 TOTALS: BUDGETED/UNDERWAY							0.00	0.0	0.00	0	0	0.0	0	0
COMPLETED							349,326.00	95.4	333,273.00	76	76	100.0	0	76
							349,326.00	95.4	333,273.00	76	76	100.0	0	76

PGM YEAR	PROJ ID	IDIS ACT ID	ACTIVITY NAME	STATUS	MTX NTL		Total		CDBG DRAWN AMOUNT	OCCUPIED TOTAL	UNITS L/M	% L/M	CUMULATIVE	
					CD	OBJ	EST. AMT	% CDBG					OWNER	RENTER
1995	0005	165	1995 MULTI-UNIT RESIDENTIAL	COM	14A	LMH	0.00		0.00	29	29	100.0	0	29

IDIS - PR10

U.S. Department of Housing and Urban Development  
 Office of Community Planning and Development  
 Integrated Disbursement and Information System  
 CDBG Housing Activities  
 BRYAN, TX

DATE: 12-16-19  
 TIME: 13:42  
 PAGE: 9

1995	TOTALS: BUDGETED/UNDERWAY	0.00	0.0	0.00	0	0	0.0	0	0
	COMPLETED	0.00	0.0	0.00	29	29	100.0	0	29
-----									
		0.00	0.0	0.00	29	29	100.0	0	29

PGM YEAR	PROJ ID	IDIS ACT ID	ACTIVITY NAME	MTX STATUS	NTL CD OBJ	Total EST. AMT	CDBG % CDBG	DRAWN AMOUNT	OCCUPIED TOTAL	UNITS L/M	% L/M	CUMULATIVE	
												OCCUPIED OWNER	UNITS RENTER
1994	0002	19	Unknown	COM	14A LMH	0.00	0.0	0.00	0	0	0.0	0	0
1994	0002	34	MULTI-FAMILY RENTAL REHAB	COM	14B LMH	0.00		0.00	29	29	100.0	0	29
1994	0002	40	Unknown	COM	14A LMH	0.00		0.00	2	2	100.0	0	2
1994	TOTALS:	BUDGETED/UNDERWAY				0.00	0.0	0.00	0	0	0.0	0	0
		COMPLETED				0.00	0.0	0.00	31	31	100.0	0	31
-----													
						0.00	0.0	0.00	31	31	100.0	0	31



BRYAN

Count of CDBG Activities with Disbursements by Activity Group & Matrix Code

Activity Group	Activity Category	Open Count	Open Activities Disbursed	Completed Count	Completed Activities Disbursed	Program Year Count	Total Activities Disbursed
Housing	Homeownership Assistance-excluding Housing Counseling under 24 CFR 5.100 (13B)	0	\$0.00	8	\$37,210.68	8	\$37,210.68
	Rehab; Single-Unit Residential (14A)	2	\$321,643.02	3	\$218,892.90	5	\$540,535.92
	<b>Total Housing</b>	<b>2</b>	<b>\$321,643.02</b>	<b>11</b>	<b>\$256,103.58</b>	<b>13</b>	<b>\$577,746.60</b>
Public Services	Operating Costs of Homeless/AIDS Patients Programs (03T)	0	\$0.00	1	\$27,000.00	1	\$27,000.00
	Youth Services (05D)	0	\$0.00	2	\$31,730.28	2	\$31,730.28
	Abused and Neglected Children (05N)	0	\$0.00	1	\$30,000.00	1	\$30,000.00
	Subsistence Payment (05Q)	0	\$0.00	1	\$5,000.00	1	\$5,000.00
	Other Public Services Not Listed in 05A-05Y, 03T (05Z)	0	\$0.00	6	\$26,494.00	6	\$26,494.00
	<b>Total Public Services</b>	<b>0</b>	<b>\$0.00</b>	<b>11</b>	<b>\$120,224.28</b>	<b>11</b>	<b>\$120,224.28</b>
General Administration and Planning	General Program Administration (21A)	1	\$0.00	2	\$159,793.24	3	\$159,793.24
	<b>Total General Administration and Planning</b>	<b>1</b>	<b>\$0.00</b>	<b>2</b>	<b>\$159,793.24</b>	<b>3</b>	<b>\$159,793.24</b>
<b>Grand Total</b>		<b>3</b>	<b>\$321,643.02</b>	<b>24</b>	<b>\$536,121.10</b>	<b>27</b>	<b>\$857,764.12</b>





BRYAN

**CDBG Sum of Actual Accomplishments by Activity Group and Accomplishment Type**

Activity Group	Matrix Code	Accomplishment Type	Open Count	Completed Count	Program Year Totals
Housing	Homeownership Assistance-excluding Housing Counseling under 24 CFR 5.100 (13B)	Households	0	9	9
	Rehab; Single-Unit Residential (14A)	Housing Units	32	124	156
	<b>Total Housing</b>		<b>32</b>	<b>133</b>	<b>165</b>
Public Services	Operating Costs of Homeless/AIDS Patients Programs (03T)	Persons	0	738	738
	Youth Services (05D)	Persons	0	961	961
	Abused and Neglected Children (05N)	Persons	0	396	396
	Subsistence Payment (05Q)	Persons	0	478	478
	Other Public Services Not Listed in 05A-05Y, 03T (05Z)	Persons	0	1,658	1,658
	<b>Total Public Services</b>		<b>0</b>	<b>4,231</b>	<b>4,231</b>
<b>Grand Total</b>			<b>32</b>	<b>4,364</b>	<b>4,396</b>



BRYAN

CDBG Beneficiaries by Racial / Ethnic Category

Housing-Non Housing	Race	Total Hispanic		Total Households	Total Hispanic Households	
		Total Persons	Persons			
Housing	White	0	0	61	39	
	Black/African American	0	0	104	0	
	<b>Total Housing</b>	<b>0</b>	<b>0</b>	<b>165</b>	<b>39</b>	
Non Housing	White	2,218	933	0	0	
	Black/African American	1,645	68	0	0	
	Asian	12	0	0	0	
	American Indian/Alaskan Native	40	16	0	0	
	Native Hawaiian/Other Pacific Islander	2	0	0	0	
	American Indian/Alaskan Native & White	27	9	0	0	
	Asian & White	10	2	0	0	
	Black/African American & White	162	23	0	0	
	Amer. Indian/Alaskan Native & Black/African Amer.	15	1	0	0	
	Other multi-racial	100	54	0	0	
		<b>Total Non Housing</b>	<b>4,231</b>	<b>1,106</b>	<b>0</b>	<b>0</b>
	Grand Total	White	2,218	933	61	39
Black/African American		1,645	68	104	0	
Asian		12	0	0	0	
American Indian/Alaskan Native		40	16	0	0	
Native Hawaiian/Other Pacific Islander		2	0	0	0	
American Indian/Alaskan Native & White		27	9	0	0	
Asian & White		10	2	0	0	
Black/African American & White		162	23	0	0	
Amer. Indian/Alaskan Native & Black/African Amer.		15	1	0	0	
Other multi-racial		100	54	0	0	
		<b>Total Grand Total</b>	<b>4,231</b>	<b>1,106</b>	<b>165</b>	<b>39</b>



BRYAN

**CDBG Beneficiaries by Income Category**

	<b>Income Levels</b>	<b>Owner Occupied</b>	<b>Renter Occupied</b>	<b>Persons</b>
Housing	Extremely Low (<=30%)	24	0	0
	Low (>30% and <=50%)	21	0	0
	Mod (>50% and <=80%)	19	0	0
	Total Low-Mod	64	0	0
	Non Low-Mod (>80%)	0	0	0
	Total Beneficiaries	64	0	0
Non Housing	Extremely Low (<=30%)	0	0	1,581
	Low (>30% and <=50%)	0	0	280
	Mod (>50% and <=80%)	0	0	358
	Total Low-Mod	0	0	2,219
	Non Low-Mod (>80%)	0	0	111
	Total Beneficiaries	0	0	2,330



Program Year: 2018

Start Date 01-Oct-2018 - End Date 30-Sep-2019

**BRYAN**

**Home Disbursements and Unit Completions**

<b>Activity Type</b>	<b>Disbursed Amount</b>	<b>Units Completed</b>	<b>Units Occupied</b>
First Time Homebuyers	\$75,878.01	7	7
Existing Homeowners	\$119,913.84	1	1
Total, Homebuyers and Homeowners	\$195,791.85	8	8
<b>Grand Total</b>	<b>\$195,791.85</b>	<b>8</b>	<b>8</b>

**Home Unit Completions by Percent of Area Median Income**

<b>Activity Type</b>	<b>Units Completed</b>			
	<b>31% - 50%</b>	<b>61% - 80%</b>	<b>Total 0% - 60%</b>	<b>Total 0% - 80%</b>
First Time Homebuyers	4	3	4	7
Existing Homeowners	1	0	1	1
Total, Homebuyers and Homeowners	5	3	5	8
<b>Grand Total</b>	<b>5</b>	<b>3</b>	<b>5</b>	<b>8</b>

**Home Unit Reported As Vacant**

<b>Activity Type</b>	<b>Reported as Vacant</b>
First Time Homebuyers	0
Existing Homeowners	0
Total, Homebuyers and Homeowners	0
<b>Grand Total</b>	<b>0</b>



Program Year: 2018

Start Date 01-Oct-2018 - End Date 30-Sep-2019

**BRYAN**

**Home Unit Completions by Racial / Ethnic Category**

	<b>First Time Homebuyers</b>		<b>Existing Homeowners</b>	
	<b>Units Completed</b>	<b>Units Completed - Hispanics</b>	<b>Units Completed</b>	<b>Units Completed - Hispanics</b>
White	5	4	0	0
Black/African American	2	0	1	0
<b>Total</b>	<b>7</b>	<b>4</b>	<b>1</b>	<b>0</b>

	<b>Total, Homebuyers and Homeowners</b>		<b>Grand Total</b>	
	<b>Units Completed</b>	<b>Units Completed - Hispanics</b>	<b>Units Completed</b>	<b>Units Completed - Hispanics</b>
White	5	4	5	4
Black/African American	3	0	3	0
<b>Total</b>	<b>8</b>	<b>4</b>	<b>8</b>	<b>4</b>



U.S. Department of Housing and Urban Development  
 Office of Community Planning and Development  
 Integrated Disbursement and Information System  
 PR 25 - Status of CHDO Funds by Fiscal Year Report  
 BRYAN, TX

DATE: 12-16-19  
 TIME: 13:45  
 PAGE: 1

**Funds Not Subgranted To CHDOS**

Fiscal Year	Fund Type	Balance to Reserve	
2019	CHDO RESERVE	CR	\$50,924.85
<b>Total For 2019 Funds (CR+CC+CL)</b>		<b>\$50,924.85</b>	
<b>Total For 2019 Funds (CO)</b>		<b>\$0.00</b>	

**Funds Not Subgranted To CHDOS**

Fiscal Year	Fund Type	Balance to Reserve	
2018	CHDO RESERVE	CR	\$51,556.05
<b>Total For 2018 Funds (CR+CC+CL)</b>		<b>\$51,556.05</b>	
<b>Total For 2018 Funds (CO)</b>		<b>\$0.00</b>	

**Funds Subgranted To CHDOS**

Fiscal Year	CHDO Name	Fund Type	Amount Reserved	Amount Committed	Balance to Commit	% Committed Reserved	Amount Disbursed	% Disbursed Committed
2017	ELDER-AID	CR	\$37,528.35	\$37,528.35	--	100.0%	\$37,528.35	100.0%
<b>Fund Type Total for 2017</b>		<b>CR</b>	<b>\$37,528.35</b>	<b>\$37,528.35</b>	<b>\$0.00</b>	<b>100.0%</b>	<b>\$37,528.35</b>	<b>100.0%</b>
<b>Total For 2017 Funds (CR+CC+CL)</b>			<b>\$37,528.35</b>					
<b>Total For 2017 Funds (CO)</b>			<b>\$0.00</b>					

**Funds Subgranted To CHDOS**

Fiscal Year	CHDO Name	Fund Type	Amount Reserved	Amount Committed	Balance to Commit	% Committed Reserved	Amount Disbursed	% Disbursed Committed
2016	ELDER-AID	CR	\$40,907.55	\$40,907.55	--	100.0%	\$40,907.55	100.0%
<b>Fund Type Total for 2016</b>		<b>CR</b>	<b>\$40,907.55</b>	<b>\$40,907.55</b>	<b>\$0.00</b>	<b>100.0%</b>	<b>\$40,907.55</b>	<b>100.0%</b>
<b>Total For 2016 Funds (CR+CC+CL)</b>			<b>\$40,907.55</b>					
<b>Total For 2016 Funds (CO)</b>			<b>\$0.00</b>					



U.S. Department of Housing and Urban Development  
 Office of Community Planning and Development  
 Integrated Disbursement and Information System  
 PR 25 - Status of CHDO Funds by Fiscal Year Report  
 BRYAN, TX

DATE: 12-16-19  
 TIME: 13:45  
 PAGE: 2

**Funds Subgranted To CHDOS**

Fiscal Year	CHDO Name	Fund Type	Amount	Amount	Balance	%	Amount	%
			Reserved	Committed	to	Committed	Reserved	Disbursed
2015	ELDER-AID	CR	\$39,339.30	\$39,339.30	--	100.0%	\$39,339.30	100.0%
<b>Fund Type Total for 2015</b>			<b>\$39,339.30</b>	<b>\$39,339.30</b>	<b>\$0.00</b>	<b>100.0%</b>	<b>\$39,339.30</b>	<b>100.0%</b>
<b>Total For 2015 Funds (CR+CC+CL)</b>			<b>\$39,339.30</b>					
<b>Total For 2015 Funds (CO)</b>			<b>\$0.00</b>					

**Funds Subgranted To CHDOS**

Fiscal Year	CHDO Name	Fund Type	Amount	Amount	Balance	%	Amount	%
			Reserved	Committed	to	Committed	Reserved	Disbursed
2014	ELDER-AID	CR	\$45,408.60	\$45,408.60	--	100.0%	\$45,408.60	100.0%
<b>Fund Type Total for 2014</b>			<b>\$45,408.60</b>	<b>\$45,408.60</b>	<b>\$0.00</b>	<b>100.0%</b>	<b>\$45,408.60</b>	<b>100.0%</b>
<b>Total For 2014 Funds (CR+CC+CL)</b>			<b>\$45,408.60</b>					
<b>Total For 2014 Funds (CO)</b>			<b>\$0.00</b>					

**Funds Subgranted To CHDOS**

Fiscal Year	CHDO Name	Fund Type	Amount	Amount	Balance	%	Amount	%
			Reserved	Committed	to	Committed	Reserved	Disbursed
2013	ELDER-AID	CR	\$45,188.70	\$45,188.70	--	100.0%	\$45,188.70	100.0%
<b>Fund Type Total for 2013</b>			<b>\$45,188.70</b>	<b>\$45,188.70</b>	<b>\$0.00</b>	<b>100.0%</b>	<b>\$45,188.70</b>	<b>100.0%</b>
<b>Total For 2013 Funds (CR+CC+CL)</b>			<b>\$45,188.70</b>					
<b>Total For 2013 Funds (CO)</b>			<b>\$0.00</b>					

**Funds Subgranted To CHDOS**

Fiscal Year	CHDO Name	Fund Type	Amount	Amount	Balance	%	Amount	%
			Reserved	Committed	to	Committed	Reserved	Disbursed
2012	ELDER-AID	CO	\$15,361.00	\$15,361.00	--	100.0%	\$15,361.00	100.0%
<b>Fund Type Total for 2012</b>			<b>\$15,361.00</b>	<b>\$15,361.00</b>	<b>\$0.00</b>	<b>100.0%</b>	<b>\$15,361.00</b>	<b>100.0%</b>
	ELDER-AID	CR	\$46,085.00	\$46,085.00	--	100.0%	\$46,085.00	100.0%
<b>Fund Type Total for 2012</b>			<b>\$46,085.00</b>	<b>\$46,085.00</b>	<b>\$0.00</b>	<b>100.0%</b>	<b>\$46,085.00</b>	<b>100.0%</b>
<b>Total For 2012 Funds (CR+CC+CL)</b>			<b>\$46,085.00</b>					
<b>Total For 2012 Funds (CO)</b>			<b>\$15,361.00</b>					





U.S. Department of Housing and Urban Development  
 Office of Community Planning and Development  
 Integrated Disbursement and Information System  
 PR 25 - Status of CHDO Funds by Fiscal Year Report  
 BRYAN, TX

DATE: 12-16-19  
 TIME: 13:45  
 PAGE: 3

**Funds Subgranted To CHDOS**

Fiscal Year	CHDO Name	Fund Type	Amount	Amount	Balance	%	Amount	%
			Reserved	Committed	to	Committed	Disbursed	Committed
2011	NO LIMITS IEDC	CR	\$62,661.60	\$62,661.60	--	100.0%	\$62,661.60	100.0%
	<b>Fund Type Total for 2011</b>	<b>CR</b>	<b>\$62,661.60</b>	<b>\$62,661.60</b>	<b>\$0.00</b>	<b>100.0%</b>	<b>\$62,661.60</b>	<b>100.0%</b>
<b>Total For 2011 Funds (CR+CC+CL)</b>			<b>\$62,661.60</b>					
<b>Total For 2011 Funds (CO)</b>			<b>\$0.00</b>					

**Funds Subgranted To CHDOS**

Fiscal Year	CHDO Name	Fund Type	Amount	Amount	Balance	%	Amount	%
			Reserved	Committed	to	Committed	Disbursed	Committed
2010	ELDER-AID	CR	\$70,780.20	\$70,780.20	--	100.0%	\$70,780.20	100.0%
	<b>Fund Type Total for 2010</b>	<b>CR</b>	<b>\$70,780.20</b>	<b>\$70,780.20</b>	<b>\$0.00</b>	<b>100.0%</b>	<b>\$70,780.20</b>	<b>100.0%</b>
<b>Total For 2010 Funds (CR+CC+CL)</b>			<b>\$70,780.20</b>					
<b>Total For 2010 Funds (CO)</b>			<b>\$0.00</b>					

**Funds Subgranted To CHDOS**

Fiscal Year	CHDO Name	Fund Type	Amount	Amount	Balance	%	Amount	%
			Reserved	Committed	to	Committed	Disbursed	Committed
2009	EMBRACE BRAZOS VALLEY, INC.	CO	\$5,000.00	\$5,000.00	--	100.0%	\$5,000.00	100.0%
	<b>Fund Type Total for 2009</b>	<b>CO</b>	<b>\$5,000.00</b>	<b>\$5,000.00</b>	<b>\$0.00</b>	<b>100.0%</b>	<b>\$5,000.00</b>	<b>100.0%</b>
	ELDER-AID	CR	\$48,500.00	\$48,500.00	--	100.0%	\$48,500.00	100.0%
	EMBRACE BRAZOS VALLEY, INC.	CR	\$22,705.90	\$22,705.90	--	100.0%	\$22,705.90	100.0%
	<b>Fund Type Total for 2009</b>	<b>CR</b>	<b>\$71,205.90</b>	<b>\$71,205.90</b>	<b>\$0.00</b>	<b>100.0%</b>	<b>\$71,205.90</b>	<b>100.0%</b>
<b>Total For 2009 Funds (CR+CC+CL)</b>			<b>\$71,205.90</b>					
<b>Total For 2009 Funds (CO)</b>			<b>\$5,000.00</b>					

**Funds Subgranted To CHDOS**

Fiscal Year	CHDO Name	Fund Type	Amount	Amount	Balance	%	Amount	%
			Reserved	Committed	to	Committed	Disbursed	Committed
2008	EMBRACE BRAZOS VALLEY, INC.	CR	\$15,059.90	\$15,059.90	--	100.0%	\$15,059.90	100.0%
	<b>Fund Type Total for 2008</b>	<b>CR</b>	<b>\$64,059.90</b>	<b>\$64,059.90</b>	<b>\$0.00</b>	<b>100.0%</b>	<b>\$64,059.90</b>	<b>100.0%</b>
	NO LIMITS IEDC	CR	\$49,000.00	\$49,000.00	--	100.0%	\$49,000.00	100.0%
<b>Total For 2008 Funds (CR+CC+CL)</b>			<b>\$64,059.90</b>					
<b>Total For 2008 Funds (CO)</b>			<b>\$0.00</b>					





U.S. Department of Housing and Urban Development  
 Office of Community Planning and Development  
 Integrated Disbursement and Information System  
 PR 25 - Status of CHDO Funds by Fiscal Year Report  
 BRYAN, TX

DATE: 12-16-19  
 TIME: 13:45  
 PAGE: 4

**Funds Subgranted To CHDOS**

Fiscal Year	CHDO Name	Fund Type	Amount		Balance to Commit	%		Amount Disbursed	% Committed
			Reserved	Committed		Reserved	Committed		
2007	ELDER-AID	CR	\$30,618.43	\$30,618.43	--	100.0%	\$30,618.43	100.0%	
	EMBRACE BRAZOS VALLEY, INC.	CR	\$35,337.77	\$35,337.77	--	100.0%	\$35,337.77	100.0%	
	<b>Fund Type Total for 2007</b>	<b>CR</b>	<b>\$65,956.20</b>	<b>\$65,956.20</b>	<b>\$0.00</b>	<b>100.0%</b>	<b>\$65,956.20</b>	<b>100.0%</b>	
<b>Total For 2007 Funds (CR+CC+CL)</b>			<b>\$65,956.20</b>						
<b>Total For 2007 Funds (CO)</b>			<b>\$0.00</b>						

**Funds Subgranted To CHDOS**

Fiscal Year	CHDO Name	Fund Type	Amount		Balance to Commit	%		Amount Disbursed	% Committed
			Reserved	Committed		Reserved	Committed		
2006	ELDER-AID	CR	\$66,646.65	\$66,646.65	--	100.0%	\$66,646.65	100.0%	
	<b>Fund Type Total for 2006</b>	<b>CR</b>	<b>\$66,646.65</b>	<b>\$66,646.65</b>	<b>\$0.00</b>	<b>100.0%</b>	<b>\$66,646.65</b>	<b>100.0%</b>	
<b>Total For 2006 Funds (CR+CC+CL)</b>			<b>\$66,646.65</b>						
<b>Total For 2006 Funds (CO)</b>			<b>\$0.00</b>						

**Funds Subgranted To CHDOS**

Fiscal Year	CHDO Name	Fund Type	Amount		Balance to Commit	%		Amount Disbursed	% Committed
			Reserved	Committed		Reserved	Committed		
2005	ELDER-AID	CR	\$70,752.60	\$70,752.60	--	100.0%	\$70,752.60	100.0%	
	<b>Fund Type Total for 2005</b>	<b>CR</b>	<b>\$70,752.60</b>	<b>\$70,752.60</b>	<b>\$0.00</b>	<b>100.0%</b>	<b>\$70,752.60</b>	<b>100.0%</b>	
<b>Total For 2005 Funds (CR+CC+CL)</b>			<b>\$70,752.60</b>						
<b>Total For 2005 Funds (CO)</b>			<b>\$0.00</b>						

**Funds Subgranted To CHDOS**

Fiscal Year	CHDO Name	Fund Type	Amount		Balance to Commit	%		Amount Disbursed	% Committed
			Reserved	Committed		Reserved	Committed		
2004	ELDER-AID	CR	\$75,058.20	\$75,058.20	--	100.0%	\$75,058.20	100.0%	
	<b>Fund Type Total for 2004</b>	<b>CR</b>	<b>\$75,058.20</b>	<b>\$75,058.20</b>	<b>\$0.00</b>	<b>100.0%</b>	<b>\$75,058.20</b>	<b>100.0%</b>	
<b>Total For 2004 Funds (CR+CC+CL)</b>			<b>\$75,058.20</b>						
<b>Total For 2004 Funds (CO)</b>			<b>\$0.00</b>						



U.S. Department of Housing and Urban Development  
 Office of Community Planning and Development  
 Integrated Disbursement and Information System  
 PR 25 - Status of CHDO Funds by Fiscal Year Report  
 BRYAN, TX

DATE: 12-16-19  
 TIME: 13:45  
 PAGE: 5

**Funds Subgranted To CHDOS**

Fiscal Year	CHDO Name	Fund Type	Amount	Amount	Balance	%	Amount	%
			Reserved	Committed	to	Committed	Disbursed	Disbursed
2003	ELDER-AID	CR	\$75,468.75	\$75,468.75	--	100.0%	\$75,468.75	100.0%
	<b>Fund Type Total for 2003</b>	<b>CR</b>	<b>\$75,468.75</b>	<b>\$75,468.75</b>	<b>\$0.00</b>	<b>100.0%</b>	<b>\$75,468.75</b>	<b>100.0%</b>
<b>Total For 2003 Funds (CR+CC+CL)</b>			<b>\$75,468.75</b>					
<b>Total For 2003 Funds (CO)</b>			<b>\$0.00</b>					

**Funds Subgranted To CHDOS**

Fiscal Year	CHDO Name	Fund Type	Amount	Amount	Balance	%	Amount	%
			Reserved	Committed	to	Committed	Disbursed	Committed
2002	ELDER-AID	CR	\$66,300.00	\$66,300.00	--	100.0%	\$66,300.00	100.0%
	<b>Fund Type Total for 2002</b>	<b>CR</b>	<b>\$66,300.00</b>	<b>\$66,300.00</b>	<b>\$0.00</b>	<b>100.0%</b>	<b>\$66,300.00</b>	<b>100.0%</b>
<b>Total For 2002 Funds (CR+CC+CL)</b>			<b>\$66,300.00</b>					
<b>Total For 2002 Funds (CO)</b>			<b>\$0.00</b>					

**Funds Subgranted To CHDOS**

Fiscal Year	CHDO Name	Fund Type	Amount	Amount	Balance	%	Amount	%
			Reserved	Committed	to	Committed	Disbursed	Committed
2001	ELDER-AID	CR	\$66,750.00	\$66,750.00	--	100.0%	\$66,750.00	100.0%
	<b>Fund Type Total for 2001</b>	<b>CR</b>	<b>\$66,750.00</b>	<b>\$66,750.00</b>	<b>\$0.00</b>	<b>100.0%</b>	<b>\$66,750.00</b>	<b>100.0%</b>
<b>Total For 2001 Funds (CR+CC+CL)</b>			<b>\$66,750.00</b>					
<b>Total For 2001 Funds (CO)</b>			<b>\$0.00</b>					

**Funds Subgranted To CHDOS**

Fiscal Year	CHDO Name	Fund Type	Amount	Amount	Balance	%	Amount	%
			Reserved	Committed	to	Committed	Disbursed	Committed
2000	ELDER-AID	CR	\$59,850.00	\$59,850.00	--	100.0%	\$59,850.00	100.0%
	<b>Fund Type Total for 2000</b>	<b>CR</b>	<b>\$59,850.00</b>	<b>\$59,850.00</b>	<b>\$0.00</b>	<b>100.0%</b>	<b>\$59,850.00</b>	<b>100.0%</b>
<b>Total For 2000 Funds (CR+CC+CL)</b>			<b>\$59,850.00</b>					
<b>Total For 2000 Funds (CO)</b>			<b>\$0.00</b>					



U.S. Department of Housing and Urban Development  
 Office of Community Planning and Development  
 Integrated Disbursement and Information System  
 PR 25 - Status of CHDO Funds by Fiscal Year Report  
 BRYAN, TX

DATE: 12-16-19  
 TIME: 13:45  
 PAGE: 6

**Funds Subgranted To CHDOS**

Fiscal Year	CHDO Name	Fund Type	Amount	Amount	Balance	%	Amount	%
			Reserved	Committed	to	Committed	Disbursed	Disbursed
1999	ELDER-AID	CR	\$60,000.00	\$60,000.00	--	100.0%	\$60,000.00	100.0%
<b>Fund Type Total for 1999</b>			<b>\$60,000.00</b>	<b>\$60,000.00</b>	<b>\$0.00</b>	<b>100.0%</b>	<b>\$60,000.00</b>	<b>100.0%</b>
<b>Total For 1999 Funds (CR+CC+CL)</b>			<b>\$60,000.00</b>					
<b>Total For 1999 Funds (CO)</b>			<b>\$0.00</b>					

**Funds Subgranted To CHDOS**

Fiscal Year	CHDO Name	Fund Type	Amount	Amount	Balance	%	Amount	%
			Reserved	Committed	to	Committed	Disbursed	Disbursed
1998	ELDER-AID	CR	\$55,500.00	\$55,500.00	--	100.0%	\$55,500.00	100.0%
<b>Fund Type Total for 1998</b>			<b>\$55,500.00</b>	<b>\$55,500.00</b>	<b>\$0.00</b>	<b>100.0%</b>	<b>\$55,500.00</b>	<b>100.0%</b>
<b>Total For 1998 Funds (CR+CC+CL)</b>			<b>\$55,500.00</b>					
<b>Total For 1998 Funds (CO)</b>			<b>\$0.00</b>					

**Funds Subgranted To CHDOS**

Fiscal Year	CHDO Name	Fund Type	Amount	Amount	Balance	%	Amount	%
			Reserved	Committed	to	Committed	Disbursed	Disbursed
1997	ELDER-AID	CR	\$52,350.00	\$52,350.00	--	100.0%	\$52,350.00	100.0%
<b>Fund Type Total for 1997</b>			<b>\$52,350.00</b>	<b>\$52,350.00</b>	<b>\$0.00</b>	<b>100.0%</b>	<b>\$52,350.00</b>	<b>100.0%</b>
<b>Total For 1997 Funds (CR+CC+CL)</b>			<b>\$52,350.00</b>					
<b>Total For 1997 Funds (CO)</b>			<b>\$0.00</b>					

**Funds Subgranted To CHDOS**

Fiscal Year	CHDO Name	Fund Type	Amount	Amount	Balance	%	Amount	%
			Reserved	Committed	to	Committed	Disbursed	Disbursed
1996	ELDER-AID	CR	\$75,000.00	\$75,000.00	--	100.0%	\$75,000.00	100.0%
<b>Fund Type Total for 1996</b>			<b>\$75,000.00</b>	<b>\$75,000.00</b>	<b>\$0.00</b>	<b>100.0%</b>	<b>\$75,000.00</b>	<b>100.0%</b>
<b>Total For 1996 Funds (CR+CC+CL)</b>			<b>\$75,000.00</b>					
<b>Total For 1996 Funds (CO)</b>			<b>\$0.00</b>					



U.S. Department of Housing and Urban Development  
Office of Community Planning and Development  
Integrated Disbursement and Information System  
PR 25 - Status of CHDO Funds by Fiscal Year Report  
BRYAN, TX

DATE: 12-16-19  
TIME: 13:45  
PAGE: 7

---

<b>Total For All Years ( Subgranted to CHDOS )</b>	<b>\$1,333,158.50</b>
<b>Total For All Years ( Not Subgranted to CHDOS )</b>	<b>\$102,480.90</b>
<b>Grand Total</b>	<b>\$1,435,639.40</b>



**PART I: SUMMARY OF CDBG RESOURCES**

01 UNEXPENDED CDBG FUNDS AT END OF PREVIOUS PROGRAM YEAR	296,578.66
02 ENTITLEMENT GRANT	823,293.00
03 SURPLUS URBAN RENEWAL	0.00
04 SECTION 108 GUARANTEED LOAN FUNDS	0.00
05 CURRENT YEAR PROGRAM INCOME	24,898.66
05a CURRENT YEAR SECTION 108 PROGRAM INCOME (FOR SI TYPE)	0.00
06 FUNDS RETURNED TO THE LINE-OF-CREDIT	0.00
06a FUNDS RETURNED TO THE LOCAL CDBG ACCOUNT	0.00
07 ADJUSTMENT TO COMPUTE TOTAL AVAILABLE	0.00
08 TOTAL AVAILABLE (SUM, LINES 01-07)	1,144,770.32

**PART II: SUMMARY OF CDBG EXPENDITURES**

09 DISBURSEMENTS OTHER THAN SECTION 108 REPAYMENTS AND PLANNING/ADMINISTRATION	697,970.88
10 ADJUSTMENT TO COMPUTE TOTAL AMOUNT SUBJECT TO LOW/MOD BENEFIT	0.00
11 AMOUNT SUBJECT TO LOW/MOD BENEFIT (LINE 09 + LINE 10)	697,970.88
12 DISBURSED IN IDIS FOR PLANNING/ADMINISTRATION	159,793.24
13 DISBURSED IN IDIS FOR SECTION 108 REPAYMENTS	0.00
14 ADJUSTMENT TO COMPUTE TOTAL EXPENDITURES	0.00
15 TOTAL EXPENDITURES (SUM, LINES 11-14)	857,764.12
16 UNEXPENDED BALANCE (LINE 08 - LINE 15)	287,006.20

**PART III: LOW/MOD BENEFIT THIS REPORTING PERIOD**

17 EXPENDED FOR LOW/MOD HOUSING IN SPECIAL AREAS	0.00
18 EXPENDED FOR LOW/MOD MULTI-UNIT HOUSING	0.00
19 DISBURSED FOR OTHER LOW/MOD ACTIVITIES	697,970.88
20 ADJUSTMENT TO COMPUTE TOTAL LOW/MOD CREDIT	0.00
21 TOTAL LOW/MOD CREDIT (SUM, LINES 17-20)	697,970.88
22 PERCENT LOW/MOD CREDIT (LINE 21/LINE 11)	100.00%

**LOW/MOD BENEFIT FOR MULTI-YEAR CERTIFICATIONS**

23 PROGRAM YEARS(PY) COVERED IN CERTIFICATION	PY: PY: PY:
24 CUMULATIVE NET EXPENDITURES SUBJECT TO LOW/MOD BENEFIT CALCULATION	0.00
25 CUMULATIVE EXPENDITURES BENEFITTING LOW/MOD PERSONS	0.00
26 PERCENT BENEFIT TO LOW/MOD PERSONS (LINE 25/LINE 24)	0.00%

**PART IV: PUBLIC SERVICE (PS) CAP CALCULATIONS**

27 DISBURSED IN IDIS FOR PUBLIC SERVICES	120,224.28
28 PS UNLIQUIDATED OBLIGATIONS AT END OF CURRENT PROGRAM YEAR	0.00
29 PS UNLIQUIDATED OBLIGATIONS AT END OF PREVIOUS PROGRAM YEAR	0.00
30 ADJUSTMENT TO COMPUTE TOTAL PS OBLIGATIONS	0.00
31 TOTAL PS OBLIGATIONS (LINE 27 + LINE 28 - LINE 29 + LINE 30)	120,224.28
32 ENTITLEMENT GRANT	823,293.00
33 PRIOR YEAR PROGRAM INCOME	23,442.81
34 ADJUSTMENT TO COMPUTE TOTAL SUBJECT TO PS CAP	0.00
35 TOTAL SUBJECT TO PS CAP (SUM, LINES 32-34)	846,735.81
36 PERCENT FUNDS OBLIGATED FOR PS ACTIVITIES (LINE 31/LINE 35)	14.20%

**PART V: PLANNING AND ADMINISTRATION (PA) CAP**

37 DISBURSED IN IDIS FOR PLANNING/ADMINISTRATION	159,793.24
38 PA UNLIQUIDATED OBLIGATIONS AT END OF CURRENT PROGRAM YEAR	0.00
39 PA UNLIQUIDATED OBLIGATIONS AT END OF PREVIOUS PROGRAM YEAR	0.00
40 ADJUSTMENT TO COMPUTE TOTAL PA OBLIGATIONS	0.00
41 TOTAL PA OBLIGATIONS (LINE 37 + LINE 38 - LINE 39 +LINE 40)	159,793.24
42 ENTITLEMENT GRANT	823,293.00
43 CURRENT YEAR PROGRAM INCOME	24,898.66
44 ADJUSTMENT TO COMPUTE TOTAL SUBJECT TO PA CAP	0.00
45 TOTAL SUBJECT TO PA CAP (SUM, LINES 42-44)	848,191.66
46 PERCENT FUNDS OBLIGATED FOR PA ACTIVITIES (LINE 41/LINE 45)	18.84%





**LINE 17 DETAIL: ACTIVITIES TO CONSIDER IN DETERMINING THE AMOUNT TO ENTER ON LINE 17**

Report returned no data.

**LINE 18 DETAIL: ACTIVITIES TO CONSIDER IN DETERMINING THE AMOUNT TO ENTER ON LINE 18**

Report returned no data.

**LINE 19 DETAIL: ACTIVITIES INCLUDED IN THE COMPUTATION OF LINE 19**

Plan Year	IDIS Project	IDIS Activity	Voucher Number	Activity Name	Matrix Code	National Objective	Drawn Amount
2018	9	1027	6250377	Twin City Mission The Bridge	03T	LMC	\$8,610.80
2018	9	1027	6280666	Twin City Mission The Bridge	03T	LMC	\$8,752.01
2018	9	1027	6306604	Twin City Mission The Bridge	03T	LMC	\$7,926.34
2018	9	1027	6322514	Twin City Mission The Bridge	03T	LMC	\$1,710.85
					<b>03T</b>	<b>Matrix Code</b>	<b>\$27,000.00</b>
2018	7	1026	6322514	Bryan Parks and Recreation Summer Camp	05D	LMC	\$31,730.28
					<b>05D</b>	<b>Matrix Code</b>	<b>\$31,730.28</b>
2018	12	1036	6250377	Voices for Children CASA Program	05N	LMC	\$7,500.00
2018	12	1036	6280666	Voices for Children CASA Program	05N	LMC	\$7,500.00
2018	12	1036	6306604	Voices for Children CASA Program	05N	LMC	\$7,500.00
2018	12	1036	6322514	Voices for Children CASA Program	05N	LMC	\$7,500.00
					<b>05N</b>	<b>Matrix Code</b>	<b>\$30,000.00</b>
2018	10	1028	6250377	Catholic Charities Financial Stability	05Q	LMC	\$968.47
2018	10	1028	6280666	Catholic Charities Financial Stability	05Q	LMC	\$1,304.58
2018	10	1028	6306604	Catholic Charities Financial Stability	05Q	LMC	\$1,217.66
2018	10	1028	6322514	Catholic Charities Financial Stability	05Q	LMC	\$1,509.29
					<b>05Q</b>	<b>Matrix Code</b>	<b>\$5,000.00</b>
2018	8	1035	6250377	Brazos Food Bank Together We Grow	05Z	LMC	\$5,311.75
2018	8	1035	6280666	Brazos Food Bank Together We Grow	05Z	LMC	\$5,311.75
2018	8	1035	6306604	Brazos Food Bank Together We Grow	05Z	LMC	\$5,311.75
2018	8	1035	6322514	Brazos Food Bank Together We Grow	05Z	LMC	\$5,311.75
2018	11	1029	6250377	QL2541 - BVRC Counseling and Case Management	05Z	LMC	\$5,247.00
					<b>05Z</b>	<b>Matrix Code</b>	<b>\$26,494.00</b>
2017	1	1032	6241209	CDHB20-Direct Homeownership Assistance	13B	LMH	\$7,500.00
2017	1	1032	6250377	CDHB20-Direct Homeownership Assistance	13B	LMH	\$1,202.60
2017	1	1032	6263338	CDHB20-Direct Homeownership Assistance	13B	LMH	\$328.55
2017	1	1033	6241209	CDHB21 - Direct Homeownership Assistance	13B	LMH	\$7,500.00
2017	1	1033	6250377	CDHB21 - Direct Homeownership Assistance	13B	LMH	\$716.45
2017	1	1033	6263338	CDHB21 - Direct Homeownership Assistance	13B	LMH	\$1,422.29
2017	1	1034	6250377	CDHB22 - Direct Homeownership Assistance	13B	LMH	\$8,233.98
2018	4	1039	6284458	CDHB23 - Direct Homeownership Assistance	13B	LMH	\$7,500.00
2018	4	1039	6301697	CDHB23 - Direct Homeownership Assistance	13B	LMH	\$647.38
2018	4	1039	6306604	CDHB23 - Direct Homeownership Assistance	13B	LMH	\$2,159.43
					<b>13B</b>	<b>Matrix Code</b>	<b>\$37,210.68</b>
2017	1	1002	6228224	Home Owner Housing Assistance CDBG	14A	LMH	\$42,709.81
2017	1	1002	6228235	Home Owner Housing Assistance CDBG	14A	LMH	\$96,438.46
2017	1	1002	6241202	Home Owner Housing Assistance CDBG	14A	LMH	\$10,462.63
2017	1	1002	6241209	Home Owner Housing Assistance CDBG	14A	LMH	\$22,728.79
2017	1	1002	6250325	Home Owner Housing Assistance CDBG	14A	LMH	\$10,043.71
2017	1	1002	6250377	Home Owner Housing Assistance CDBG	14A	LMH	\$19,341.04
2017	1	1002	6263423	Home Owner Housing Assistance CDBG	14A	LMH	\$16,849.18
2017	1	1002	6272499	Home Owner Housing Assistance CDBG	14A	LMH	\$319.28
2017	1	1020	6228235	CDRE05 - CDBG Home Owner Housing Assistance Rehabilitation	14A	LMH	\$6,017.55
2017	1	1020	6241209	CDRE05 - CDBG Home Owner Housing Assistance Rehabilitation	14A	LMH	\$1,315.79



Office of Community Planning and Development  
 U.S. Department of Housing and Urban Development  
 Integrated Disbursement and Information System  
 PR26 - CDBG Financial Summary Report  
 Program Year 2018  
 BRYAN , TX

DATE: 12-16-19  
 TIME: 13:47  
 PAGE: 3

Plan Year	IDIS Project	IDIS Activity	Voucher Number	Activity Name	Matrix Code	National Objective	Drawn Amount
2017	1	1020	6250377	CDRE05 - CDBG Home Owner Housing Assistance Rehabilitation	14A	LMH	\$614.21
2017	1	1020	6263338	CDRE05 - CDBG Home Owner Housing Assistance Rehabilitation	14A	LMH	\$1,306.49
2017	1	1020	6272499	CDRE05 - CDBG Home Owner Housing Assistance Rehabilitation	14A	LMH	\$363.29
2017	1	1020	6280666	CDRE05 - CDBG Home Owner Housing Assistance Rehabilitation	14A	LMH	\$666.83
2017	1	1020	6284458	CDRE05 - CDBG Home Owner Housing Assistance Rehabilitation	14A	LMH	\$222.14
2017	1	1020	6301697	CDRE05 - CDBG Home Owner Housing Assistance Rehabilitation	14A	LMH	\$686.31
2017	1	1020	6306604	CDRE05 - CDBG Home Owner Housing Assistance Rehabilitation	14A	LMH	\$11,720.44
2017	1	1020	6322514	CDRE05 - CDBG Home Owner Housing Assistance Rehabilitation	14A	LMH	\$15,113.15
2018	4	1025	6250377	CDBG Housing Assistance Program	14A	LMH	\$24,133.61
2018	4	1025	6263327	CDBG Housing Assistance Program	14A	LMH	\$14,690.77
2018	4	1025	6263423	CDBG Housing Assistance Program	14A	LMH	\$29,081.48
2018	4	1025	6272469	CDBG Housing Assistance Program	14A	LMH	\$14,206.12
2018	4	1025	6272499	CDBG Housing Assistance Program	14A	LMH	\$15,793.18
2018	4	1025	6280655	CDBG Housing Assistance Program	14A	LMH	\$12,882.53
2018	4	1025	6280666	CDBG Housing Assistance Program	14A	LMH	\$14,183.58
2018	4	1025	6284448	CDBG Housing Assistance Program	14A	LMH	\$19,840.47
2018	4	1025	6284458	CDBG Housing Assistance Program	14A	LMH	\$20,304.64
2018	4	1025	6301693	CDBG Housing Assistance Program	14A	LMH	\$13,940.72
2018	4	1025	6301697	CDBG Housing Assistance Program	14A	LMH	\$18,998.03
2018	4	1025	6306597	CDBG Housing Assistance Program	14A	LMH	\$21,909.99
2018	4	1025	6306604	CDBG Housing Assistance Program	14A	LMH	\$43,892.26
2018	4	1025	6322513	CDBG Housing Assistance Program	14A	LMH	\$1,942.31
2018	4	1025	6322514	CDBG Housing Assistance Program	14A	LMH	\$17,817.13
					<b>14A</b>	<b>Matrix Code</b>	<b>\$540,535.92</b>
<b>Total</b>							<b>\$697,970.88</b>

LINE 27 DETAIL: ACTIVITIES INCLUDED IN THE COMPUTATION OF LINE 27

Plan Year	IDIS Project	IDIS Activity	Voucher Number	Activity Name	Matrix Code	National Objective	Drawn Amount
2018	9	1027	6250377	Twin City Mission The Bridge	03T	LMC	\$8,610.80
2018	9	1027	6280666	Twin City Mission The Bridge	03T	LMC	\$8,752.01
2018	9	1027	6306604	Twin City Mission The Bridge	03T	LMC	\$7,926.34
2018	9	1027	6322514	Twin City Mission The Bridge	03T	LMC	\$1,710.85
					<b>03T</b>	<b>Matrix Code</b>	<b>\$27,000.00</b>
2018	7	1026	6322514	Bryan Parks and Recreation Summer Camp	05D	LMC	\$31,730.28
					<b>05D</b>	<b>Matrix Code</b>	<b>\$31,730.28</b>
2018	12	1036	6250377	Voices for Children CASA Program	05N	LMC	\$7,500.00
2018	12	1036	6280666	Voices for Children CASA Program	05N	LMC	\$7,500.00
2018	12	1036	6306604	Voices for Children CASA Program	05N	LMC	\$7,500.00
2018	12	1036	6322514	Voices for Children CASA Program	05N	LMC	\$7,500.00
					<b>05N</b>	<b>Matrix Code</b>	<b>\$30,000.00</b>
2018	10	1028	6250377	Catholic Charities Financial Stability	05Q	LMC	\$968.47
2018	10	1028	6280666	Catholic Charities Financial Stability	05Q	LMC	\$1,304.58
2018	10	1028	6306604	Catholic Charities Financial Stability	05Q	LMC	\$1,217.66
2018	10	1028	6322514	Catholic Charities Financial Stability	05Q	LMC	\$1,509.29
					<b>05Q</b>	<b>Matrix Code</b>	<b>\$5,000.00</b>
2018	8	1035	6250377	Brazos Food Bank Together We Grow	05Z	LMC	\$5,311.75
2018	8	1035	6280666	Brazos Food Bank Together We Grow	05Z	LMC	\$5,311.75



Office of Community Planning and Development  
 U.S. Department of Housing and Urban Development  
 Integrated Disbursement and Information System  
 PR26 - CDBG Financial Summary Report  
 Program Year 2018  
 BRYAN , TX

DATE: 12-16-19  
 TIME: 13:47  
 PAGE: 4

Plan Year	IDIS Project	IDIS Activity	Voucher Number	Activity Name	Matrix Code	National Objective	Drawn Amount
2018	8	1035	6306604	Brazos Food Bank Together We Grow	05Z	LMC	\$5,311.75
2018	8	1035	6322514	Brazos Food Bank Together We Grow	05Z	LMC	\$5,311.75
2018	11	1029	6250377	QL2541 - BVRC Counseling and Case Management	05Z	LMC	\$5,247.00
						<b>05Z</b>	<b>Matrix Code</b>
							<b>\$26,494.00</b>
<b>Total</b>							<b>\$120,224.28</b>

**LINE 37 DETAIL: ACTIVITIES INCLUDED IN THE COMPUTATION OF LINE 37**

Plan Year	IDIS Project	IDIS Activity	Voucher Number	Activity Name	Matrix Code	National Objective	Drawn Amount
2018	1	1024	6228224	CDBG Administrative	21A		\$26,671.06
2018	1	1024	6241202	CDBG Administrative	21A		\$14,366.88
2018	1	1024	6250325	CDBG Administrative	21A		\$11,991.32
2018	1	1024	6263327	CDBG Administrative	21A		\$12,167.56
2018	1	1024	6263423	CDBG Administrative	21A		\$661.77
2018	1	1024	6272469	CDBG Administrative	21A		\$23,534.26
2018	1	1024	6272499	CDBG Administrative	21A		\$390.82
2018	1	1024	6280655	CDBG Administrative	21A		\$12,078.07
2018	1	1024	6280666	CDBG Administrative	21A		\$186.64
2018	1	1024	6284448	CDBG Administrative	21A		\$7,881.14
2018	1	1024	6301693	CDBG Administrative	21A		\$8,039.33
2018	1	1024	6306597	CDBG Administrative	21A		\$20,124.63
2018	1	1024	6322513	CDBG Administrative	21A		\$21,699.76
						<b>21A</b>	<b>Matrix Code</b>
							<b>\$159,793.24</b>
<b>Total</b>							<b>\$159,793.24</b>



Public Facilities and Infrastructure

	Create Suitable Living			Provide Decent Housing			Create Economic Opportunities			Total
	Access	Afford	Sustain	Access	Afford	Sustain	Access	Afford	Sustain	
Number of Persons Assisted										
with new access to a facility	0	0	0	0	0	0	0	0	0	0
with improved access to a facility	0	0	0	0	0	0	0	0	0	0
with access to a facility that is no longer substandard	0	0	0	0	0	0	0	0	0	0
Totals :	0	0	0	0	0	0	0	0	0	0

Number of Households Assisted										
with new access to a facility	0	0	0	0	0	0	0	0	0	0
with improved access to a facility	0	0	0	0	0	0	0	0	0	0
with access to a facility that is no longer substandard	0	0	0	0	0	0	0	0	0	0
Totals :	0	0	0	0	0	0	0	0	0	0

Public Services

	Create Suitable Living			Provide Decent Housing			Create Economic Opportunities			Total
	Access	Afford	Sustain	Access	Afford	Sustain	Access	Afford	Sustain	
Number of Persons Assisted										
with new (or continuing) access to a service	0	0	0	0	0	0	0	0	0	0
with improved (or continuing) access to a service	2,330	0	0	0	0	0	0	0	0	2,330
with new access to a service that is no longer substandard	0	0	0	0	0	0	0	0	0	0
Totals :	2,330	0	0	0	0	0	0	0	0	2,330

Public Services (continued)

	Create Suitable Living			Provide Decent Housing			Create Economic Opportunities			Total
	Access	Afford	Sustain	Access	Afford	Sustain	Access	Afford	Sustain	
Number of Households Assisted										
with new (or continuing) access to a service	0	0	0	0	0	0	0	0	0	0
with improved (or continuing) access to a service	0	0	0	0	0	0	0	0	0	0
with new access to a service that is no longer substandard	0	0	0	0	0	0	0	0	0	0
Totals :	0	0	0	0	0	0	0	0	0	0

Economic Development

	Create Suitable Living			Provide Decent Housing			Create Economic Opportunities			Total
	Access	Afford	Sustain	Access	Afford	Sustain	Access	Afford	Sustain	
Total Number of Businesses Assisted	0	0	0	0	0	0	0	0	0	0
Of Total										
New businesses assisted	0	0	0	0	0	0	0	0	0	0
Existing businesses assisted	0	0	0	0	0	0	0	0	0	0
Number of business facades/buildings rehabilitated	0	0	0	0	0	0	0	0	0	0
Assisted businesses that provide a good or service to service area/neighborhood/community	0	0	0	0	0	0	0	0	0	0
Total Number of Jobs Created	0	0	0	0	0	0	0	0	0	0
Types of Jobs Created										
Officials and Managers	0	0	0	0	0	0	0	0	0	0

Economic Development (continued)

	Create Suitable Living			Provide Decent Housing			Create Economic Opportunities			Total
	Access	Afford	Sustain	Access	Afford	Sustain	Access	Afford	Sustain	
Professional	0	0	0	0	0	0	0	0	0	0
Technicians	0	0	0	0	0	0	0	0	0	0
Sales	0	0	0	0	0	0	0	0	0	0
Office and Clerical	0	0	0	0	0	0	0	0	0	0
Craft Workers (skilled)	0	0	0	0	0	0	0	0	0	0
Operatives (semi-skilled)	0	0	0	0	0	0	0	0	0	0
Laborers (unskilled)	0	0	0	0	0	0	0	0	0	0
Service Workers	0	0	0	0	0	0	0	0	0	0
Of jobs created, number with employer sponsored health care benefits	0	0	0	0	0	0	0	0	0	0
Number unemployed prior to taking jobs	0	0	0	0	0	0	0	0	0	0
Total Number of Jobs Retained	0	0	0	0	0	0	0	0	0	0
Types of Jobs Retained										
Officials and Managers	0	0	0	0	0	0	0	0	0	0
Professional	0	0	0	0	0	0	0	0	0	0

Economic Development (continued)

	Create Suitable Living			Provide Decent Housing			Create Economic Opportunities			Total
	Access	Afford	Sustain	Access	Afford	Sustain	Access	Afford	Sustain	
Technicians	0	0	0	0	0	0	0	0	0	0
Sales	0	0	0	0	0	0	0	0	0	0
Office and Clerical	0	0	0	0	0	0	0	0	0	0
Craft Workers (skilled)	0	0	0	0	0	0	0	0	0	0
Operatives (semi-skilled)	0	0	0	0	0	0	0	0	0	0
Laborers (unskilled)	0	0	0	0	0	0	0	0	0	0
Service Workers	0	0	0	0	0	0	0	0	0	0
Of jobs retained, number with employer sponsored health care benefits	0	0	0	0	0	0	0	0	0	0
Acres of Brownfields Remediated	0	0	0	0	0	0	0	0	0	0

Rehabilitation of Rental Housing

	Create Suitable Living			Provide Decent Housing			Create Economic Opportunities			Total
	Access	Afford	Sustain	Access	Afford	Sustain	Access	Afford	Sustain	
Total LMH* units	0	0	0	0	0	0	0	0	0	0
Total SB*, URG units	0	0	0	0	0	0	0	0	0	0
Of Total, Number of Units Made 504 accessible	0	0	0	0	0	0	0	0	0	0
Brought from substandard to standard condition	0	0	0	0	0	0	0	0	0	0
Created through conversion of non-residential to residential buildings	0	0	0	0	0	0	0	0	0	0
Qualified as Energy Star	0	0	0	0	0	0	0	0	0	0
Brought to lead safety compliance	0	0	0	0	0	0	0	0	0	0
Affordable	0	0	0	0	0	0	0	0	0	0
Of Affordable Units										
Number subsidized by another federal, state, local program	0	0	0	0	0	0	0	0	0	0
Number occupied by elderly	0	0	0	0	0	0	0	0	0	0
Number of years of affordability	0	0	0	0	0	0	0	0	0	0
Average number of years of affordability per unit	0	0	0	0	0	0	0	0	0	0
Number designated for persons with HIV/AIDS	0	0	0	0	0	0	0	0	0	0

Rehabilitation of Rental Housing (continued)

	Create Suitable Living			Provide Decent Housing			Create Economic Opportunities			Total
	Access	Afford	Sustain	Access	Afford	Sustain	Access	Afford	Sustain	
Of those, number for the chronically homeless	0	0	0	0	0	0	0	0	0	0
Number of permanent housing units for homeless persons and families	0	0	0	0	0	0	0	0	0	0
Of those, number for the chronically homeless	0	0	0	0	0	0	0	0	0	0

Construction of Rental Housing

	Create Suitable Living			Provide Decent Housing			Create Economic Opportunities			Total
	Access	Afford	Sustain	Access	Afford	Sustain	Access	Afford	Sustain	
Total LMH* units	0	0	0	0	0	0	0	0	0	0
Total SB*, URG units	0	0	0	0	0	0	0	0	0	0
Of Total, Number of 504 accessible units	0	0	0	0	0	0	0	0	0	0
Units qualified as Energy Star	0	0	0	0	0	0	0	0	0	0
Affordable units	0	0	0	0	0	0	0	0	0	0
Of Affordable Units										
Number occupied by elderly	0	0	0	0	0	0	0	0	0	0
Years of affordability	0	0	0	0	0	0	0	0	0	0
Average number of years of affordability per unit	0	0	0	0	0	0	0	0	0	0

Construction of Rental Housing (continued)

	Create Suitable Living			Provide Decent Housing			Create Economic Opportunities			Total
	Access	Afford	Sustain	Access	Afford	Sustain	Access	Afford	Sustain	
Number subsidized with project based rental assistance by another federal, state, or local program	0	0	0	0	0	0	0	0	0	0
Number designated for persons with HIV/AIDS	0	0	0	0	0	0	0	0	0	0
Of those, the number for the chronically homeless	0	0	0	0	0	0	0	0	0	0
Number of permanent housing units for homeless persons and families	0	0	0	0	0	0	0	0	0	0
Of those, the number for the chronically homeless	0	0	0	0	0	0	0	0	0	0

Owner Occupied Housing Rehabilitation

	Create Suitable Living			Provide Decent Housing			Create Economic Opportunities			Total
	Access	Afford	Sustain	Access	Afford	Sustain	Access	Afford	Sustain	
Total LMH* units	0	0	0	0	62	0	0	0	0	62
Total SB*, URG units	0	0	0	0	0	0	0	0	0	0
Of Total, Number of Units Occupied by elderly	0	0	0	0	20	0	0	0	0	20
Brought from substandard to standard condition	0	0	0	0	0	0	0	0	0	0
Qualified as Energy Star	0	0	0	0	0	0	0	0	0	0
Brought to lead safety compliance	0	0	0	0	0	0	0	0	0	0
Made accessible	0	0	0	0	0	0	0	0	0	0

Homebuyer Assistance

	Create Suitable Living			Provide Decent Housing			Create Economic Opportunities			Total
	Access	Afford	Sustain	Access	Afford	Sustain	Access	Afford	Sustain	
Total Households Assisted	0	0	0	0	2	0	0	0	0	2
Of Total:										
Number of first-time homebuyers	0	0	0	0	1	0	0	0	0	1
Of those, number receiving housing counseling	0	0	0	0	0	0	0	0	0	0
Number of households receiving downpayment/closing costs assistance	0	0	0	0	0	0	0	0	0	0



Development of Homeowner Housing

	Create Suitable Living			Provide Decent Housing			Create Economic Opportunities			Total
	Access	Afford	Sustain	Access	Afford	Sustain	Access	Afford	Sustain	
Total LMH* units	0	0	0	0	0	0	0	0	0	0
Total SB*, URG units	0	0	0	0	0	0	0	0	0	0
Of Total, Number of Affordable units	0	0	0	0	0	0	0	0	0	0
Years of affordability	0	0	0	0	0	0	0	0	0	0
Average number of years of affordability per unit	0	0	0	0	0	0	0	0	0	0
Units qualified as Energy Star	0	0	0	0	0	0	0	0	0	0
504 accessible units	0	0	0	0	0	0	0	0	0	0
Units occupied by households previously living in subsidized housing	0	0	0	0	0	0	0	0	0	0
Of Affordable Units										
Number occupied by elderly	0	0	0	0	0	0	0	0	0	0
Number designated for persons with HIV/AIDS	0	0	0	0	0	0	0	0	0	0
Of those, number for the chronically homeless	0	0	0	0	0	0	0	0	0	0
Number of housing units for homeless persons and families	0	0	0	0	0	0	0	0	0	0
Of those, number for the chronically homeless	0	0	0	0	0	0	0	0	0	0

Housing Subsidies

	Create Suitable Living			Provide Decent Housing			Create Economic Opportunities			Total
	Access	Afford	Sustain	Access	Afford	Sustain	Access	Afford	Sustain	
Total Number of Households	0	0	0	0	0	0	0	0	0	0
Of Total:										
Number of households receiving short-term rental assistance (< = 3 months)	0	0	0	0	0	0	0	0	0	0
Number of households assisted that were previously homeless	0	0	0	0	0	0	0	0	0	0
Of those, number of chronically homeless households	0	0	0	0	0	0	0	0	0	0

Shelter for Homeless Persons

	Create Suitable Living			Provide Decent Housing			Create Economic Opportunities			Total
	Access	Afford	Sustain	Access	Afford	Sustain	Access	Afford	Sustain	
Number of beds created in overnight shelter/other emergency housing	0	0	0	0	0	0	0	0	0	0
Number of homeless persons given overnight shelter	738	0	0	0	0	0	0	0	0	738

Homeless Prevention

	Create Suitable Living			Provide Decent Housing			Create Economic Opportunities			Total
	Access	Afford	Sustain	Access	Afford	Sustain	Access	Afford	Sustain	
Number of Persons Assisted										
that received emergency financial assistance to prevent homelessness	0	0	0	0	0	0	0	0	0	0
that received emergency legal assistance to prevent homelessness	0	0	0	0	0	0	0	0	0	0

Public Facilities and Infrastructure

	Create Suitable Living			Provide Decent Housing			Create Economic Opportunities			Total
	Access	Afford	Sustain	Access	Afford	Sustain	Access	Afford	Sustain	
-----										
Number of Persons Assisted										
with new access to a facility	0	0	0	0	0	0	0	0	0	0
with improved access to a facility	0	0	0	0	0	0	0	0	0	0
with access to a facility that is no longer substandard	0	0	0	0	0	0	0	0	0	0
Totals :	0	0	0	0	0	0	0	0	0	0

Number of Households Assisted										
with new access to a facility	0	0	0	0	0	0	0	0	0	0
with improved access to a facility	0	0	0	0	0	0	0	0	0	0
with access to a facility that is no longer substandard	0	0	0	0	0	0	0	0	0	0
Totals :	0	0	0	0	0	0	0	0	0	0

Public Services

	Create Suitable Living			Provide Decent Housing			Create Economic Opportunities			Total
	Access	Afford	Sustain	Access	Afford	Sustain	Access	Afford	Sustain	
-----										
Number of Persons Assisted										
with new (or continuing) access to a service	0	0	0	0	0	0	0	0	0	0
with improved (or continuing) access to a service	2,330	0	0	0	0	0	0	0	0	2,330
with new access to a service that is no longer substandard	0	0	0	0	0	0	0	0	0	0
Totals :	2,330	0	0	0	0	0	0	0	0	2,330

Public Services (continued)

	Create Suitable Living			Provide Decent Housing			Create Economic Opportunities			Total
	Access	Afford	Sustain	Access	Afford	Sustain	Access	Afford	Sustain	
Number of Households Assisted										
with new (or continuing) access to a service	0	0	0	0	0	0	0	0	0	0
with improved (or continuing) access to a service	0	0	0	0	0	0	0	0	0	0
with new access to a service that is no longer substandard	0	0	0	0	0	0	0	0	0	0
Totals :	0	0	0	0	0	0	0	0	0	0

Economic Development

	Create Suitable Living			Provide Decent Housing			Create Economic Opportunities			Total
	Access	Afford	Sustain	Access	Afford	Sustain	Access	Afford	Sustain	
Total Number of Businesses Assisted	0	0	0	0	0	0	0	0	0	0
Of Total										
New businesses assisted	0	0	0	0	0	0	0	0	0	0
Existing businesses assisted	0	0	0	0	0	0	0	0	0	0
Number of business facades/buildings rehabilitated	0	0	0	0	0	0	0	0	0	0
Assisted businesses that provide a good or service to service area/neighborhood/community	0	0	0	0	0	0	0	0	0	0
Total Number of Jobs Created	0	0	0	0	0	0	0	0	0	0
Types of Jobs Created										
Officials and Managers	0	0	0	0	0	0	0	0	0	0

Economic Development (continued)

	Create Suitable Living			Provide Decent Housing			Create Economic Opportunities			Total
	Access	Afford	Sustain	Access	Afford	Sustain	Access	Afford	Sustain	
Professional	0	0	0	0	0	0	0	0	0	0
Technicians	0	0	0	0	0	0	0	0	0	0
Sales	0	0	0	0	0	0	0	0	0	0
Office and Clerical	0	0	0	0	0	0	0	0	0	0
Craft Workers (skilled)	0	0	0	0	0	0	0	0	0	0
Operatives (semi-skilled)	0	0	0	0	0	0	0	0	0	0
Laborers (unskilled)	0	0	0	0	0	0	0	0	0	0
Service Workers	0	0	0	0	0	0	0	0	0	0
Of jobs created, number with employer sponsored health care benefits	0	0	0	0	0	0	0	0	0	0
Number unemployed prior to taking jobs	0	0	0	0	0	0	0	0	0	0
Total Number of Jobs Retained	0	0	0	0	0	0	0	0	0	0
Types of Jobs Retained										
Officials and Managers	0	0	0	0	0	0	0	0	0	0
Professional	0	0	0	0	0	0	0	0	0	0

Economic Development (continued)

	Create Suitable Living			Provide Decent Housing			Create Economic Opportunities			Total
	Access	Afford	Sustain	Access	Afford	Sustain	Access	Afford	Sustain	
Technicians	0	0	0	0	0	0	0	0	0	0
Sales	0	0	0	0	0	0	0	0	0	0
Office and Clerical	0	0	0	0	0	0	0	0	0	0
Craft Workers (skilled)	0	0	0	0	0	0	0	0	0	0
Operatives (semi-skilled)	0	0	0	0	0	0	0	0	0	0
Laborers (unskilled)	0	0	0	0	0	0	0	0	0	0
Service Workers	0	0	0	0	0	0	0	0	0	0
Of jobs retained, number with employer sponsored health care benefits	0	0	0	0	0	0	0	0	0	0
Acres of Brownfields Remediated	0	0	0	0	0	0	0	0	0	0

Rehabilitation of Rental Housing

	Create Suitable Living			Provide Decent Housing			Create Economic Opportunities			Total
	Access	Afford	Sustain	Access	Afford	Sustain	Access	Afford	Sustain	
Total LMH* units	0	0	0	0	0	0	0	0	0	0
Total SB*, URG units	0	0	0	0	0	0	0	0	0	0
Of Total, Number of Units Made 504 accessible	0	0	0	0	0	0	0	0	0	0
Brought from substandard to standard condition	0	0	0	0	0	0	0	0	0	0
Created through conversion of non-residential to residential buildings	0	0	0	0	0	0	0	0	0	0
Qualified as Energy Star	0	0	0	0	0	0	0	0	0	0
Brought to lead safety compliance	0	0	0	0	0	0	0	0	0	0
Affordable	0	0	0	0	0	0	0	0	0	0
Of Affordable Units										
Number subsidized by another federal, state, local program	0	0	0	0	0	0	0	0	0	0
Number occupied by elderly	0	0	0	0	0	0	0	0	0	0
Number of years of affordability	0	0	0	0	0	0	0	0	0	0
Average number of years of affordability per unit	0	0	0	0	0	0	0	0	0	0
Number designated for persons with HIV/AIDS	0	0	0	0	0	0	0	0	0	0

Rehabilitation of Rental Housing (continued)

	Create Suitable Living			Provide Decent Housing			Create Economic Opportunities			Total
	Access	Afford	Sustain	Access	Afford	Sustain	Access	Afford	Sustain	
Of those, number for the chronically homeless	0	0	0	0	0	0	0	0	0	0
Number of permanent housing units for homeless persons and families	0	0	0	0	0	0	0	0	0	0
Of those, number for the chronically homeless	0	0	0	0	0	0	0	0	0	0

Construction of Rental Housing

	Create Suitable Living			Provide Decent Housing			Create Economic Opportunities			Total
	Access	Afford	Sustain	Access	Afford	Sustain	Access	Afford	Sustain	
Total LMH* units	0	0	0	0	0	0	0	0	0	0
Total SB*, URG units	0	0	0	0	0	0	0	0	0	0
Of Total, Number of 504 accessible units	0	0	0	0	0	0	0	0	0	0
Units qualified as Energy Star	0	0	0	0	0	0	0	0	0	0
Affordable units	0	0	0	0	0	0	0	0	0	0
Of Affordable Units										
Number occupied by elderly	0	0	0	0	0	0	0	0	0	0
Years of affordability	0	0	0	0	0	0	0	0	0	0
Average number of years of affordability per unit	0	0	0	0	0	0	0	0	0	0



Construction of Rental Housing (continued)

	Create Suitable Living			Provide Decent Housing			Create Economic Opportunities			Total
	Access	Afford	Sustain	Access	Afford	Sustain	Access	Afford	Sustain	
Number subsidized with project based rental assistance by another federal, state, or local program	0	0	0	0	0	0	0	0	0	0
Number designated for persons with HIV/AIDS	0	0	0	0	0	0	0	0	0	0
Of those, the number for the chronically homeless	0	0	0	0	0	0	0	0	0	0
Number of permanent housing units for homeless persons and families	0	0	0	0	0	0	0	0	0	0
Of those, the number for the chronically homeless	0	0	0	0	0	0	0	0	0	0

Owner Occupied Housing Rehabilitation

	Create Suitable Living			Provide Decent Housing			Create Economic Opportunities			Total
	Access	Afford	Sustain	Access	Afford	Sustain	Access	Afford	Sustain	
Total LMH* units	0	0	0	0	62	0	0	0	0	62
Total SB*, URG units	0	0	0	0	0	0	0	0	0	0
Of Total, Number of Units Occupied by elderly										
Brought from substandard to standard condition	0	0	0	0	20	0	0	0	0	20
Qualified as Energy Star	0	0	0	0	0	0	0	0	0	0
Brought to lead safety compliance	0	0	0	0	0	0	0	0	0	0
Made accessible	0	0	0	0	0	0	0	0	0	0

Homebuyer Assistance

	Create Suitable Living			Provide Decent Housing			Create Economic Opportunities			Total
	Access	Afford	Sustain	Access	Afford	Sustain	Access	Afford	Sustain	
Total Households Assisted	0	0	0	0	2	0	0	0	0	2
Of Total:										
Number of first-time homebuyers	0	0	0	0	1	0	0	0	0	1
Of those, number receiving housing counseling	0	0	0	0	0	0	0	0	0	0
Number of households receiving downpayment/closing costs assistance	0	0	0	0	0	0	0	0	0	0

Development of Homeowner Housing

	Create Suitable Living			Provide Decent Housing			Create Economic Opportunities			Total
	Access	Afford	Sustain	Access	Afford	Sustain	Access	Afford	Sustain	
Total LMH* units	0	0	0	0	0	0	0	0	0	0
Total SB*, URG units	0	0	0	0	0	0	0	0	0	0
Of Total, Number of Affordable units	0	0	0	0	0	0	0	0	0	0
Years of affordability	0	0	0	0	0	0	0	0	0	0
Average number of years of affordability per unit	0	0	0	0	0	0	0	0	0	0
Units qualified as Energy Star	0	0	0	0	0	0	0	0	0	0
504 accessible units	0	0	0	0	0	0	0	0	0	0
Units occupied by households previously living in subsidized housing	0	0	0	0	0	0	0	0	0	0
Of Affordable Units										
Number occupied by elderly	0	0	0	0	0	0	0	0	0	0
Number designated for persons with HIV/AIDS	0	0	0	0	0	0	0	0	0	0
Of those, number for the chronically homeless	0	0	0	0	0	0	0	0	0	0
Number of housing units for homeless persons and families	0	0	0	0	0	0	0	0	0	0
Of those, number for the chronically homeless	0	0	0	0	0	0	0	0	0	0

Housing Subsidies

	Create Suitable Living			Provide Decent Housing			Create Economic Opportunities			Total
	Access	Afford	Sustain	Access	Afford	Sustain	Access	Afford	Sustain	
Total Number of Households	0	0	0	0	0	0	0	0	0	0
Of Total:										
Number of households receiving short-term rental assistance (< = 3 months)	0	0	0	0	0	0	0	0	0	0
Number of households assisted that were previously homeless	0	0	0	0	0	0	0	0	0	0
Of those, number of chronically homeless households	0	0	0	0	0	0	0	0	0	0

Shelter for Homeless Persons

	Create Suitable Living			Provide Decent Housing			Create Economic Opportunities			Total
	Access	Afford	Sustain	Access	Afford	Sustain	Access	Afford	Sustain	
Number of beds created in overnight shelter/other emergency housing	0	0	0	0	0	0	0	0	0	0
Number of homeless persons given overnight shelter	738	0	0	0	0	0	0	0	0	738

Homeless Prevention

	Create Suitable Living			Provide Decent Housing			Create Economic Opportunities			Total
	Access	Afford	Sustain	Access	Afford	Sustain	Access	Afford	Sustain	
Number of Persons Assisted										
that received emergency financial assistance to prevent homelessness	0	0	0	0	0	0	0	0	0	0
that received emergency legal assistance to prevent homelessness	0	0	0	0	0	0	0	0	0	0

IDIS - PR84

U.S. Department of Housing and Urban Development  
Office of Community Planning and Development  
Integrated Disbursement and Information System  
CDBG Strategy Area, CFDI, and Local Target Area Report  
BRYAN, TX  
Program Year 2018

DATE: 12-16-19  
TIME: 13:58  
PAGE: 1

Totals for all Areas

---

Number of new businesses assisted	0
Number of existing businesses assisted	0
Number of jobs created or retained in area	0
Amount of funds leveraged	0
Number of LMI persons assisted	
By direct benefit activities	0
By area benefit activities	0
Number of LMI households assisted	0
Number of acres of brownfields remediated	0
Number with new access to public facilities/improvements	0
Number of business facades/buildings rehabilitated	0
Slum/blight demolition	0

---

IDIS - PR84

U.S. Department of Housing and Urban Development  
Office of Community Planning and Development  
Integrated Disbursement and Information System  
CDBG Strategy Area, CFDI, and Local Target Area Report  
BRYAN, TX  
Program Year 2018

DATE: 12-16-19  
TIME: 14:00  
PAGE: 1

Totals for all Areas

---

Number of new businesses assisted	0
Number of existing businesses assisted	0
Number of jobs created or retained in area	0
Amount of funds leveraged	0
Number of LMI persons assisted	
By direct benefit activities	0
By area benefit activities	0
Number of LMI households assisted	0
Number of acres of brownfields remediated	0
Number with new access to public facilities/improvements	0
Number of business facades/buildings rehabilitated	0
Slum/blight demolition	0

---

IDIS - PR85

U.S. Department of Housing and Urban Development  
 Office of Community Planning and Development  
 Integrated Disbursement and Information System  
 Rental , Homebuyer , Homeowner Rehab, TBRA  
 Housing Performance Report - BRYAN , TX

Date: 12-16-19  
 Time: 14:04  
 Page: 1

Program Rental , Homebuyer , Homeowner Rehab, TBRA  
 Date Range  
 Home Tenure Type

Objectives	Availability / Accessibility		Outcomes Affordability		Sustainability		Total by Objective		# of Total Units Brought to Property Standard		Of the Total Units, the # occupied by Households <= 80% AMI	
	Units	\$	Units	\$	Units	\$	Units	\$	Units	\$	Units	\$
Suitable Living	12	575,119.53	12	143,547.25	0	0.00	24	718,666.78	24	718,666.78	24	718,666.78
Decent Housing	31	262,628.18	479	7,485,804.32	1	97,105.57	511	7,845,538.07	511	7,845,538.07	511	7,845,538.07
Economic Opportunity	0	0.00	0	0.00	0	0.00	0	0.00	0	0.00	0	0.00
<b>Total by Outcome</b>	<b>43</b>	<b>837,747.71</b>	<b>491</b>	<b>7,629,351.57</b>	<b>1</b>	<b>97,105.57</b>	<b>535</b>	<b>8,564,204.85</b>	<b>535</b>	<b>8,564,204.85</b>	<b>535</b>	<b>8,564,204.85</b>

Objectives	Availability / Accessibility		Outcomes Affordability		Sustainability		Total by Objective		# of Total Units Brought to Property Standard		Of the Total Units, the # occupied by Households <= 80% AMI		
	Units	\$	Units	\$	Units	\$	Units	\$	Units	\$	Units	\$	
Suitable Living	0	0.00	0	0.00	2	5,626.85	2	5,626.85	1		***	2	***
Decent Housing	0	1,726,570.94	463	4,577,516.25	30	570,856.13	684	6,874,943.32	6		***	683	***
Economic Opportunity	0	0.00	0	0.00	0	0.00	0	0.00	0		0.00	0	0.00
Total by Outcome	191	1,726,570.94	463	4,577,516.25	32	576,482.98	686	6,880,570.17	7		***	685	***





U.S. Department of Housing and Urban Development  
Office of Community Planning and Development  
Integrated Disbursement and Information System  
Status of Open Activities and Activities Completed/Cancelled in the Last Year Activities - State  
BRYAN, TX

DATE: 12-16-19  
TIME: 14:06  
PAGE: 1

**IDIS - PR22**

No data returned for this view. This might be because the applied filter excludes all data.



U.S. Department of Housing and Urban Development  
 Office of Community Planning and Development  
 Integrated Disbursement and Information System  
 Status of Open Activities and Activities Completed/Cancelled in the Last Year Activities -  
 BRYAN, TX

DATE: 12-16-19  
 TIME: 14:08  
 PAGE: 1

**IDIS - PR22**

Tenure Type	Activity Type	IDIS Activity	Activity Address	Activity Status	Status Date	Total Units	Home Units	Initial Funding Date	Committed Amount	Drawn Amount	PCT
Rental	NEW CONSTRUCTION	1019	719 Fairview St 1003 Hudson , Bryan TX, 77803	Completed	10/23/19	2	2	09/06/18	\$88,435.90	\$88,435.90	100.00%
Homebuyer	ACQUISITION ONLY	1037	1220 Henderson St , Bryan TX, 77803	Completed	09/30/19	1	1	03/28/19	\$12,299.19	\$12,299.19	100.00%
Homebuyer	ACQUISITION ONLY	1038	1007 Mistywood Ct , Bryan TX, 77801	Completed	10/23/19	1	1	06/27/19	\$10,002.88	\$10,002.88	100.00%
Homebuyer	ACQUISITION ONLY	1040	1513 Water Oak St , Bryan TX, 77803	Completed	11/26/19	1	1	09/19/19	\$8,642.61	\$8,642.61	100.00%
Homeowner Rehab	REHABILITATION	1031	1408 E 25th St , Bryan TX, 77803	Completed	10/23/19	1	1	01/23/19	\$158,496.98	\$158,496.98	100.00%
Homeowner Rehab	REHABILITATION	1041	1110 E 21st St , Bryan TX, 77803	Open	11/11/19	1	1	09/19/19	\$152,443.69	\$2,732.62	1.79%



U.S. Department of Housing and Urban Development  
Office of Community Planning and Development  
Integrated Disbursement and Information System  
Status of Open Activities and Activities Completed/Cancelled in the Last Year Activities - Non-  
BRYAN, TX

DATE: 12-16-19  
TIME: 14:12  
PAGE: 1

**IDIS - PR22**

No data returned for this view. This might be because the applied filter excludes all data.



**Status of HOME Grants  
 BRYAN**

**IDIS - PR27**

**Commitments from Authorized Funds**

Fiscal Year	Total Authorization	Admin/CHDO OP Authorization	CR/CL/CC – Amount Committed to CHDOS	% CHDO Cmtd	SU Funds-Subgrants to Other Entities	EN Funds-PJ Committed to Activities	Total Authorized Commitments	% of Auth Cmtd
1996	\$500,000.00	\$50,000.00	\$75,000.00	15.0%	\$0.00	\$375,000.00	\$500,000.00	100.0%
1997	\$349,000.00	\$34,900.00	\$52,350.00	15.0%	\$0.00	\$261,750.00	\$349,000.00	100.0%
1998	\$370,000.00	\$37,000.00	\$55,500.00	15.0%	\$0.00	\$277,500.00	\$370,000.00	100.0%
1999	\$400,000.00	\$40,000.00	\$60,000.00	15.0%	\$0.00	\$300,000.00	\$400,000.00	100.0%
2000	\$399,000.00	\$39,900.00	\$59,850.00	15.0%	\$0.00	\$299,250.00	\$399,000.00	100.0%
2001	\$445,000.00	\$44,500.00	\$66,750.00	15.0%	\$0.00	\$333,750.00	\$445,000.00	100.0%
2002	\$442,000.00	\$44,200.00	\$66,300.00	15.0%	\$0.00	\$331,500.00	\$442,000.00	100.0%
2003	\$503,123.00	\$50,312.50	\$75,468.75	15.0%	\$0.00	\$377,341.75	\$503,123.00	100.0%
2004	\$500,388.00	\$50,038.80	\$75,058.20	15.0%	\$0.00	\$375,291.00	\$500,388.00	100.0%
2005	\$471,684.00	\$47,168.40	\$70,752.60	15.0%	\$0.00	\$353,763.00	\$471,684.00	100.0%
2006	\$444,311.00	\$44,431.10	\$66,646.65	15.0%	\$0.00	\$333,233.25	\$444,311.00	100.0%
2007	\$439,708.00	\$43,970.80	\$65,956.20	15.0%	\$0.00	\$329,781.00	\$439,708.00	100.0%
2008	\$427,066.00	\$21,788.60	\$64,059.90	15.0%	\$0.00	\$341,217.50	\$427,066.00	100.0%
2009	\$474,706.00	\$12,412.53	\$71,205.90	15.0%	\$0.00	\$391,087.57	\$474,706.00	100.0%
2010	\$471,868.00	\$47,186.80	\$70,780.20	15.0%	\$0.00	\$353,901.00	\$471,868.00	100.0%
2011	\$417,744.00	\$41,774.40	\$62,661.60	15.0%	\$0.00	\$313,308.00	\$417,744.00	100.0%
2012	\$307,231.00	\$46,084.10	\$46,085.00	15.0%	\$0.00	\$215,061.90	\$307,231.00	100.0%
2013	\$301,258.00	\$19,027.55	\$45,188.70	15.0%	\$0.00	\$237,041.75	\$301,258.00	100.0%
2014	\$302,724.00	\$26,617.58	\$45,408.60	15.0%	\$0.00	\$230,697.82	\$302,724.00	100.0%
2015	\$262,262.00	\$24,649.81	\$39,339.30	15.0%	\$0.00	\$198,272.89	\$262,262.00	100.0%
2016	\$272,717.00	\$23,462.63	\$40,907.55	15.0%	\$0.00	\$123,346.82	\$187,717.00	68.8%
2017	\$250,189.00	\$25,018.90	\$37,528.35	15.0%	\$0.00	\$0.00	\$62,547.25	25.0%
2018	\$343,707.00	\$34,370.70	\$0.00	0.0%	\$0.00	\$0.00	\$34,370.70	9.9%
2019	\$339,499.00	\$33,949.90	\$0.00	0.0%	\$0.00	\$0.00	\$33,949.90	10.0%
<b>Total</b>	<b>\$9,435,185.00</b>	<b>\$882,765.10</b>	<b>\$1,312,797.50</b>	<b>13.9%</b>	<b>\$0.00</b>	<b>\$6,352,095.25</b>	<b>\$8,547,657.85</b>	<b>90.5%</b>



**Status of HOME Grants  
 BRYAN**

**IDIS - PR27**

**Program Income (PI)**

Program Year	Total Receipts	Amount Suballocated to PA	Amount Committed to Activities	% Committed	Net Disbursed	Disbursed Pending Approval	Total Disbursed	% Disbursed
1996	\$0.00	N/A	\$0.00	0.0%	\$0.00	\$0.00	\$0.00	0.0%
1997	\$24,176.18	N/A	\$24,176.18	100.0%	\$24,176.18	\$0.00	\$24,176.18	100.0%
1998	\$0.00	N/A	\$0.00	0.0%	\$0.00	\$0.00	\$0.00	0.0%
1999	\$12,000.00	N/A	\$12,000.00	100.0%	\$12,000.00	\$0.00	\$12,000.00	100.0%
2000	\$16,087.50	N/A	\$16,087.50	100.0%	\$16,087.50	\$0.00	\$16,087.50	100.0%
2001	\$22,937.24	N/A	\$22,937.24	100.0%	\$22,937.24	\$0.00	\$22,937.24	100.0%
2002	\$12,208.50	N/A	\$12,208.50	100.0%	\$12,208.50	\$0.00	\$12,208.50	100.0%
2003	\$27,100.25	N/A	\$27,100.25	100.0%	\$27,100.25	\$0.00	\$27,100.25	100.0%
2004	\$34,863.01	N/A	\$34,863.01	100.0%	\$34,863.01	\$0.00	\$34,863.01	100.0%
2005	\$40,541.80	N/A	\$40,541.80	100.0%	\$40,541.80	\$0.00	\$40,541.80	100.0%
2006	\$42,561.40	N/A	\$42,561.40	100.0%	\$42,561.40	\$0.00	\$42,561.40	100.0%
2007	\$56,779.70	N/A	\$56,779.70	100.0%	\$56,779.70	\$0.00	\$56,779.70	100.0%
2008	\$51,856.42	N/A	\$51,856.42	100.0%	\$51,856.42	\$0.00	\$51,856.42	100.0%
2009	\$57,836.57	N/A	\$57,836.57	100.0%	\$57,836.57	\$0.00	\$57,836.57	100.0%
2010	\$54,939.92	N/A	\$54,939.92	100.0%	\$54,939.92	\$0.00	\$54,939.92	100.0%
2011	\$61,592.28	N/A	\$61,592.28	100.0%	\$61,592.28	\$0.00	\$61,592.28	100.0%
2012	\$46,655.23	\$0.00	\$46,655.23	100.0%	\$46,655.23	\$0.00	\$46,655.23	100.0%
2013	\$70,789.57	\$0.00	\$70,789.57	100.0%	\$70,789.57	\$0.00	\$70,789.57	100.0%
2014	\$58,874.61	\$0.00	\$58,874.61	100.0%	\$58,874.61	\$0.00	\$58,874.61	100.0%
2015	\$52,977.41	\$0.00	\$52,977.41	100.0%	\$52,977.41	\$0.00	\$52,977.41	100.0%
2016	\$63,803.73	\$0.00	\$63,803.73	100.0%	\$63,803.73	\$0.00	\$63,803.73	100.0%
2017	\$121,942.65	\$0.00	\$121,942.65	100.0%	\$121,942.65	\$0.00	\$121,942.65	100.0%
2018	\$113,858.04	\$0.00	\$113,858.04	100.0%	\$113,858.04	\$0.00	\$113,858.04	100.0%
2019	\$2,178.96	\$0.00	\$2,178.96	100.0%	\$2,178.96	\$0.00	\$2,178.96	100.0%
<b>Total</b>	<b>\$1,046,560.97</b>	<b>\$0.00</b>	<b>\$1,046,560.97</b>	<b>100.0%</b>	<b>\$1,046,560.97</b>	<b>\$0.00</b>	<b>\$1,046,560.97</b>	<b>100.0%</b>



U.S. Department of Housing and Urban Development  
 Office of Community Planning and Development  
 Integrated Disbursement and Information System  
**Status of HOME Grants**  
**BRYAN**

DATE: 12-16-19  
 TIME: 14:14  
 PAGE: 3

**IDIS - PR27**

**Program Income for Administration (PA)**

Program Year	Authorized Amount	Amount Committed to Activities	% Committed	Net Disbursed	Disbursed Pending Approval	Total Disbursed	% Disbursed
2012	\$0.00	\$0.00	0.0%	\$0.00	\$0.00	\$0.00	0.0%
2013	\$0.00	\$0.00	0.0%	\$0.00	\$0.00	\$0.00	0.0%
2014	\$0.00	\$0.00	0.0%	\$0.00	\$0.00	\$0.00	0.0%
2015	\$0.00	\$0.00	0.0%	\$0.00	\$0.00	\$0.00	0.0%
2016	\$0.00	\$0.00	0.0%	\$0.00	\$0.00	\$0.00	0.0%
2017	\$0.00	\$0.00	0.0%	\$0.00	\$0.00	\$0.00	0.0%
2018	\$0.00	\$0.00	0.0%	\$0.00	\$0.00	\$0.00	0.0%
2019	\$0.00	\$0.00	0.0%	\$0.00	\$0.00	\$0.00	0.0%
<b>Total</b>	<b>\$0.00</b>	<b>\$0.00</b>	<b>0.0%</b>	<b>\$0.00</b>	<b>\$0.00</b>	<b>\$0.00</b>	<b>0.0%</b>



U.S. Department of Housing and Urban Development  
 Office of Community Planning and Development  
 Integrated Disbursement and Information System

DATE: 12-16-19  
 TIME: 14:14  
 PAGE: 4

**Status of HOME Grants  
 BRYAN**

**IDIS - PR27**

**Recaptured Homebuyer Funds (HP)**

Program Year	Total Receipts	Amount Committed to Activities	% Committed	Net Disbursed	Disbursed Pending Approval	Total Disbursed	% Disbursed
2015	\$0.00	\$0.00	0.0%	\$0.00	\$0.00	\$0.00	0.0%
2016	\$4,875.00	\$4,875.00	100.0%	\$4,875.00	\$0.00	\$4,875.00	100.0%
2017	\$29,946.46	\$29,946.46	100.0%	\$29,946.46	\$0.00	\$29,946.46	100.0%
2018	\$5,000.00	\$5,000.00	100.0%	\$5,000.00	\$0.00	\$5,000.00	100.0%
2019	\$0.00	\$0.00	0.0%	\$0.00	\$0.00	\$0.00	0.0%
<b>Total</b>	<b>\$39,821.46</b>	<b>\$39,821.46</b>	<b>100.0%</b>	<b>\$39,821.46</b>	<b>\$0.00</b>	<b>\$39,821.46</b>	<b>100.0%</b>





U.S. Department of Housing and Urban Development  
 Office of Community Planning and Development  
 Integrated Disbursement and Information System

DATE: 12-16-19  
 TIME: 14:14  
 PAGE: 5

**Status of HOME Grants  
 BRYAN**

**IDIS - PR27**

**Repayments to Local Account (IU)**

Program Year	Total Receipts	Amount Committed to Activities	% Committed	Net Disbursed	Disbursed Pending Approval	Total Disbursed	% Disbursed
2015	\$0.00	\$0.00	0.0%	\$0.00	\$0.00	\$0.00	0.0%
2016	\$0.00	\$0.00	0.0%	\$0.00	\$0.00	\$0.00	0.0%
2017	\$0.00	\$0.00	0.0%	\$0.00	\$0.00	\$0.00	0.0%
2018	\$0.00	\$0.00	0.0%	\$0.00	\$0.00	\$0.00	0.0%
2019	\$0.00	\$0.00	0.0%	\$0.00	\$0.00	\$0.00	0.0%
<b>Total</b>	<b>\$0.00</b>	<b>\$0.00</b>	<b>0.0%</b>	<b>\$0.00</b>	<b>\$0.00</b>	<b>\$0.00</b>	<b>0.0%</b>





U.S. Department of Housing and Urban Development  
 Office of Community Planning and Development  
 Integrated Disbursement and Information System  
**Status of HOME Grants**  
**BRYAN**

DATE: 12-16-19  
 TIME: 14:14  
 PAGE: 6

**IDIS - PR27**

**Disbursements from Treasury Account**

Fiscal Year	Total Authorization	Disbursed	Returned	Net Disbursed	Disbursed Pending Approval	Total Disbursed	% Disb	Available to Disburse
1996	\$500,000.00	\$500,000.00	\$0.00	\$500,000.00	\$0.00	\$500,000.00	100.0%	\$0.00
1997	\$349,000.00	\$349,000.00	\$0.00	\$349,000.00	\$0.00	\$349,000.00	100.0%	\$0.00
1998	\$370,000.00	\$370,000.00	\$0.00	\$370,000.00	\$0.00	\$370,000.00	100.0%	\$0.00
1999	\$400,000.00	\$407,917.65	(\$7,917.65)	\$400,000.00	\$0.00	\$400,000.00	100.0%	\$0.00
2000	\$399,000.00	\$399,000.00	\$0.00	\$399,000.00	\$0.00	\$399,000.00	100.0%	\$0.00
2001	\$445,000.00	\$445,000.00	\$0.00	\$445,000.00	\$0.00	\$445,000.00	100.0%	\$0.00
2002	\$442,000.00	\$442,000.00	\$0.00	\$442,000.00	\$0.00	\$442,000.00	100.0%	\$0.00
2003	\$503,123.00	\$503,123.00	\$0.00	\$503,123.00	\$0.00	\$503,123.00	100.0%	\$0.00
2004	\$500,388.00	\$500,388.00	\$0.00	\$500,388.00	\$0.00	\$500,388.00	100.0%	\$0.00
2005	\$471,684.00	\$471,684.00	\$0.00	\$471,684.00	\$0.00	\$471,684.00	100.0%	\$0.00
2006	\$444,311.00	\$444,311.00	\$0.00	\$444,311.00	\$0.00	\$444,311.00	100.0%	\$0.00
2007	\$439,708.00	\$439,708.00	\$0.00	\$439,708.00	\$0.00	\$439,708.00	100.0%	\$0.00
2008	\$427,066.00	\$427,066.00	\$0.00	\$427,066.00	\$0.00	\$427,066.00	100.0%	\$0.00
2009	\$474,706.00	\$474,706.00	\$0.00	\$474,706.00	\$0.00	\$474,706.00	100.0%	\$0.00
2010	\$471,868.00	\$471,868.00	\$0.00	\$471,868.00	\$0.00	\$471,868.00	100.0%	\$0.00
2011	\$417,744.00	\$417,744.00	\$0.00	\$417,744.00	\$0.00	\$417,744.00	100.0%	\$0.00
2012	\$307,231.00	\$315,307.51	(\$8,076.51)	\$307,231.00	\$0.00	\$307,231.00	100.0%	\$0.00
2013	\$301,258.00	\$301,258.00	\$0.00	\$301,258.00	\$0.00	\$301,258.00	100.0%	\$0.00
2014	\$302,724.00	\$302,724.00	\$0.00	\$302,724.00	\$0.00	\$302,724.00	100.0%	\$0.00
2015	\$262,262.00	\$220,544.78	\$0.00	\$220,544.78	\$0.00	\$220,544.78	84.0%	\$41,717.22
2016	\$272,717.00	\$79,723.15	\$0.00	\$79,723.15	\$0.00	\$79,723.15	29.2%	\$192,993.85
2017	\$250,189.00	\$54,865.26	\$0.00	\$54,865.26	\$0.00	\$54,865.26	21.9%	\$195,323.74
2018	\$343,707.00	\$26,537.98	\$0.00	\$26,537.98	\$0.00	\$26,537.98	7.7%	\$317,169.02
2019	\$339,499.00	\$0.00	\$0.00	\$0.00	\$0.00	\$0.00	0.0%	\$339,499.00
<b>Total</b>	<b>\$9,435,185.00</b>	<b>\$8,364,476.33</b>	<b>(\$15,994.16)</b>	<b>\$8,348,482.17</b>	<b>\$0.00</b>	<b>\$8,348,482.17</b>	<b>88.4%</b>	<b>\$1,086,702.83</b>



U.S. Department of Housing and Urban Development  
 Office of Community Planning and Development  
 Integrated Disbursement and Information System

DATE: 12-16-19  
 TIME: 14:14  
 PAGE: 7

Status of HOME Grants  
 BRYAN

IDIS - PR27

Home Activities Commitments/Disbursements from Treasury Account

Fiscal Year	Authorized for Activities	Amount Committed to Activities	% Cmtd	Disbursed	Returned	Net Disbursed	% Net Disb	Disbursed Pending Approval	Total Disbursed	% Disb
1996	\$450,000.00	\$450,000.00	100.0%	\$450,000.00	\$0.00	\$450,000.00	100.0%	\$0.00	\$450,000.00	100.0%
1997	\$314,100.00	\$314,100.00	100.0%	\$314,100.00	\$0.00	\$314,100.00	100.0%	\$0.00	\$314,100.00	100.0%
1998	\$333,000.00	\$333,000.00	100.0%	\$333,000.00	\$0.00	\$333,000.00	100.0%	\$0.00	\$333,000.00	100.0%
1999	\$360,000.00	\$360,000.00	100.0%	\$360,000.00	\$0.00	\$360,000.00	100.0%	\$0.00	\$360,000.00	100.0%
2000	\$359,100.00	\$359,100.00	100.0%	\$359,100.00	\$0.00	\$359,100.00	100.0%	\$0.00	\$359,100.00	100.0%
2001	\$400,500.00	\$400,500.00	100.0%	\$400,500.00	\$0.00	\$400,500.00	100.0%	\$0.00	\$400,500.00	100.0%
2002	\$397,800.00	\$397,800.00	100.0%	\$397,800.00	\$0.00	\$397,800.00	100.0%	\$0.00	\$397,800.00	100.0%
2003	\$452,810.50	\$452,810.50	100.0%	\$452,810.50	\$0.00	\$452,810.50	100.0%	\$0.00	\$452,810.50	100.0%
2004	\$450,349.20	\$450,349.20	100.0%	\$450,349.20	\$0.00	\$450,349.20	100.0%	\$0.00	\$450,349.20	100.0%
2005	\$424,515.60	\$424,515.60	100.0%	\$424,515.60	\$0.00	\$424,515.60	100.0%	\$0.00	\$424,515.60	100.0%
2006	\$399,879.90	\$399,879.90	100.0%	\$399,879.90	\$0.00	\$399,879.90	100.0%	\$0.00	\$399,879.90	100.0%
2007	\$395,737.20	\$395,737.20	100.0%	\$395,737.20	\$0.00	\$395,737.20	100.0%	\$0.00	\$395,737.20	100.0%
2008	\$405,277.40	\$405,277.40	100.0%	\$405,277.40	\$0.00	\$405,277.40	100.0%	\$0.00	\$405,277.40	100.0%
2009	\$462,293.47	\$462,293.47	100.0%	\$462,293.47	\$0.00	\$462,293.47	100.0%	\$0.00	\$462,293.47	100.0%
2010	\$424,681.20	\$424,681.20	100.0%	\$424,681.20	\$0.00	\$424,681.20	100.0%	\$0.00	\$424,681.20	100.0%
2011	\$375,969.60	\$375,969.60	100.0%	\$375,969.60	\$0.00	\$375,969.60	100.0%	\$0.00	\$375,969.60	100.0%
2012	\$261,146.90	\$261,146.90	100.0%	\$269,223.41	(\$8,076.51)	\$261,146.90	100.0%	\$0.00	\$261,146.90	100.0%
2013	\$282,230.45	\$282,230.45	100.0%	\$282,230.45	\$0.00	\$282,230.45	100.0%	\$0.00	\$282,230.45	100.0%
2014	\$276,106.42	\$276,106.42	100.0%	\$276,106.42	\$0.00	\$276,106.42	100.0%	\$0.00	\$276,106.42	100.0%
2015	\$237,612.19	\$237,612.19	100.0%	\$195,894.97	\$0.00	\$195,894.97	82.4%	\$0.00	\$195,894.97	82.4%
2016	\$249,254.37	\$164,254.37	65.8%	\$56,260.52	\$0.00	\$56,260.52	22.5%	\$0.00	\$56,260.52	22.5%
2017	\$225,170.10	\$37,528.35	16.6%	\$37,528.35	\$0.00	\$37,528.35	16.6%	\$0.00	\$37,528.35	16.6%
2018	\$309,336.30	\$0.00	0.0%	\$0.00	\$0.00	\$0.00	0.0%	\$0.00	\$0.00	0.0%
2019	\$305,549.10	\$0.00	0.0%	\$0.00	\$0.00	\$0.00	0.0%	\$0.00	\$0.00	0.0%
<b>Total</b>	<b>\$8,552,419.90</b>	<b>\$7,664,892.75</b>	<b>89.6%</b>	<b>\$7,523,258.19</b>	<b>(\$8,076.51)</b>	<b>\$7,515,181.68</b>	<b>87.8%</b>	<b>\$0.00</b>	<b>\$7,515,181.68</b>	<b>87.8%</b>



U.S. Department of Housing and Urban Development  
 Office of Community Planning and Development  
 Integrated Disbursement and Information System

DATE: 12-16-19  
 TIME: 14:14  
 PAGE: 8

**Status of HOME Grants  
 BRYAN**

**IDIS - PR27**

**Administrative Funds (AD)**

Fiscal Year	Authorized Amount	Amount Committed	% Auth Cmtd	Balance to Commit	Total Disbursed	% Auth Disb	Available to Disburse
1996	\$50,000.00	\$50,000.00	100.0%	\$0.00	\$50,000.00	100.0%	\$0.00
1997	\$34,900.00	\$34,900.00	100.0%	\$0.00	\$34,900.00	100.0%	\$0.00
1998	\$37,000.00	\$37,000.00	100.0%	\$0.00	\$37,000.00	100.0%	\$0.00
1999	\$40,000.00	\$40,000.00	100.0%	\$0.00	\$40,000.00	100.0%	\$0.00
2000	\$39,900.00	\$39,900.00	100.0%	\$0.00	\$39,900.00	100.0%	\$0.00
2001	\$44,500.00	\$44,500.00	100.0%	\$0.00	\$44,500.00	100.0%	\$0.00
2002	\$44,200.00	\$44,200.00	100.0%	\$0.00	\$44,200.00	100.0%	\$0.00
2003	\$50,312.50	\$50,312.50	100.0%	\$0.00	\$50,312.50	100.0%	\$0.00
2004	\$50,038.80	\$50,038.80	100.0%	\$0.00	\$50,038.80	100.0%	\$0.00
2005	\$47,168.40	\$47,168.40	100.0%	\$0.00	\$47,168.40	100.0%	\$0.00
2006	\$44,431.10	\$44,431.10	100.0%	\$0.00	\$44,431.10	100.0%	\$0.00
2007	\$43,970.80	\$43,970.80	100.0%	\$0.00	\$43,970.80	100.0%	\$0.00
2008	\$21,788.60	\$21,788.60	100.0%	\$0.00	\$21,788.60	100.0%	\$0.00
2009	\$7,412.53	\$7,412.53	100.0%	\$0.00	\$7,412.53	100.0%	\$0.00
2010	\$47,186.80	\$47,186.80	100.0%	\$0.00	\$47,186.80	100.0%	\$0.00
2011	\$41,774.40	\$41,774.40	100.0%	\$0.00	\$41,774.40	100.0%	\$0.00
2012	\$30,723.10	\$30,723.10	100.0%	\$0.00	\$30,723.10	100.0%	\$0.00
2013	\$19,027.55	\$19,027.55	100.0%	\$0.00	\$19,027.55	100.0%	\$0.00
2014	\$26,617.58	\$26,617.58	100.0%	\$0.00	\$26,617.58	100.0%	\$0.00
2015	\$24,649.81	\$24,649.81	100.0%	\$0.00	\$24,649.81	100.0%	\$0.00
2016	\$23,462.63	\$23,462.63	100.0%	\$0.00	\$23,462.63	100.0%	\$0.00
2017	\$25,018.90	\$17,336.91	69.2%	\$7,681.99	\$17,336.91	69.2%	\$7,681.99
2018	\$34,370.70	\$26,537.98	77.2%	\$7,832.72	\$26,537.98	77.2%	\$7,832.72
2019	\$33,949.90	\$0.00	0.0%	\$33,949.90	\$0.00	0.0%	\$33,949.90
<b>Total</b>	<b>\$862,404.10</b>	<b>\$812,939.49</b>	<b>94.2%</b>	<b>\$49,464.61</b>	<b>\$812,939.49</b>	<b>94.2%</b>	<b>\$49,464.61</b>



**Status of HOME Grants  
 BRYAN**

**IDIS - PR27**

**CHDO Operating Funds (CO)**

Fiscal Year	Authorized Amount	Amount Committed	% Auth Cmtd	Balance to Commit	Total Disbursed	% Auth Disb	Available to Disburse
1996	\$0.00	\$0.00	0.0%	\$0.00	\$0.00	0.0%	\$0.00
1997	\$0.00	\$0.00	0.0%	\$0.00	\$0.00	0.0%	\$0.00
1998	\$0.00	\$0.00	0.0%	\$0.00	\$0.00	0.0%	\$0.00
1999	\$0.00	\$0.00	0.0%	\$0.00	\$0.00	0.0%	\$0.00
2000	\$0.00	\$0.00	0.0%	\$0.00	\$0.00	0.0%	\$0.00
2001	\$0.00	\$0.00	0.0%	\$0.00	\$0.00	0.0%	\$0.00
2002	\$0.00	\$0.00	0.0%	\$0.00	\$0.00	0.0%	\$0.00
2003	\$0.00	\$0.00	0.0%	\$0.00	\$0.00	0.0%	\$0.00
2004	\$0.00	\$0.00	0.0%	\$0.00	\$0.00	0.0%	\$0.00
2005	\$0.00	\$0.00	0.0%	\$0.00	\$0.00	0.0%	\$0.00
2006	\$0.00	\$0.00	0.0%	\$0.00	\$0.00	0.0%	\$0.00
2007	\$0.00	\$0.00	0.0%	\$0.00	\$0.00	0.0%	\$0.00
2008	\$0.00	\$0.00	0.0%	\$0.00	\$0.00	0.0%	\$0.00
2009	\$5,000.00	\$5,000.00	100.0%	\$0.00	\$5,000.00	100.0%	\$0.00
2010	\$0.00	\$0.00	0.0%	\$0.00	\$0.00	0.0%	\$0.00
2011	\$0.00	\$0.00	0.0%	\$0.00	\$0.00	0.0%	\$0.00
2012	\$15,361.00	\$15,361.00	100.0%	\$0.00	\$15,361.00	100.0%	\$0.00
2013	\$0.00	\$0.00	0.0%	\$0.00	\$0.00	0.0%	\$0.00
2014	\$0.00	\$0.00	0.0%	\$0.00	\$0.00	0.0%	\$0.00
2015	\$0.00	\$0.00	0.0%	\$0.00	\$0.00	0.0%	\$0.00
2016	\$0.00	\$0.00	0.0%	\$0.00	\$0.00	0.0%	\$0.00
2017	\$0.00	\$0.00	0.0%	\$0.00	\$0.00	0.0%	\$0.00
2018	\$0.00	\$0.00	0.0%	\$0.00	\$0.00	0.0%	\$0.00
2019	\$0.00	\$0.00	0.0%	\$0.00	\$0.00	0.0%	\$0.00
<b>Total</b>	<b>\$20,361.00</b>	<b>\$20,361.00</b>	<b>100.0%</b>	<b>\$0.00</b>	<b>\$20,361.00</b>	<b>100.0%</b>	<b>\$0.00</b>





**Status of HOME Grants  
 BRYAN**

**IDIS - PR27**

**CHDO Funds (CR)**

Fiscal Year	CHDO Requirement	Authorized Amount	Amount Suballocated to CL/CC	Amount Subgranted to CHDOS	Balance to Subgrant	Funds Committed to Activities	% Subg Cmtd	Balance to Commit	Total Disbursed	% Subg Disb	Available to Disburse
1996	\$75,000.00	\$75,000.00	\$0.00	\$75,000.00	\$0.00	\$75,000.00	100.0%	\$0.00	\$75,000.00	100.0%	\$0.00
1997	\$52,350.00	\$52,350.00	\$0.00	\$52,350.00	\$0.00	\$52,350.00	100.0%	\$0.00	\$52,350.00	100.0%	\$0.00
1998	\$55,500.00	\$55,500.00	\$0.00	\$55,500.00	\$0.00	\$55,500.00	100.0%	\$0.00	\$55,500.00	100.0%	\$0.00
1999	\$60,000.00	\$60,000.00	\$0.00	\$60,000.00	\$0.00	\$60,000.00	100.0%	\$0.00	\$60,000.00	100.0%	\$0.00
2000	\$59,850.00	\$59,850.00	\$0.00	\$59,850.00	\$0.00	\$59,850.00	100.0%	\$0.00	\$59,850.00	100.0%	\$0.00
2001	\$66,750.00	\$66,750.00	\$0.00	\$66,750.00	\$0.00	\$66,750.00	100.0%	\$0.00	\$66,750.00	100.0%	\$0.00
2002	\$66,300.00	\$66,300.00	\$0.00	\$66,300.00	\$0.00	\$66,300.00	100.0%	\$0.00	\$66,300.00	100.0%	\$0.00
2003	\$75,468.45	\$75,468.75	\$0.00	\$75,468.75	\$0.00	\$75,468.75	100.0%	\$0.00	\$75,468.75	100.0%	\$0.00
2004	\$75,058.20	\$75,058.20	\$0.00	\$75,058.20	\$0.00	\$75,058.20	100.0%	\$0.00	\$75,058.20	100.0%	\$0.00
2005	\$70,752.60	\$70,752.60	\$0.00	\$70,752.60	\$0.00	\$70,752.60	100.0%	\$0.00	\$70,752.60	100.0%	\$0.00
2006	\$66,646.65	\$66,646.65	\$0.00	\$66,646.65	\$0.00	\$66,646.65	100.0%	\$0.00	\$66,646.65	100.0%	\$0.00
2007	\$65,956.20	\$65,956.20	\$0.00	\$65,956.20	\$0.00	\$65,956.20	100.0%	\$0.00	\$65,956.20	100.0%	\$0.00
2008	\$64,059.90	\$64,059.90	\$0.00	\$64,059.90	\$0.00	\$64,059.90	100.0%	\$0.00	\$64,059.90	100.0%	\$0.00
2009	\$71,205.90	\$71,205.90	\$0.00	\$71,205.90	\$0.00	\$71,205.90	100.0%	\$0.00	\$71,205.90	100.0%	\$0.00
2010	\$70,780.20	\$70,780.20	\$0.00	\$70,780.20	\$0.00	\$70,780.20	100.0%	\$0.00	\$70,780.20	100.0%	\$0.00
2011	\$62,661.60	\$62,661.60	\$0.00	\$62,661.60	\$0.00	\$62,661.60	100.0%	\$0.00	\$62,661.60	100.0%	\$0.00
2012	\$46,084.65	\$46,085.00	\$0.00	\$46,085.00	\$0.00	\$46,085.00	100.0%	\$0.00	\$46,085.00	100.0%	\$0.00
2013	\$45,188.70	\$45,188.70	\$0.00	\$45,188.70	\$0.00	\$45,188.70	100.0%	\$0.00	\$45,188.70	100.0%	\$0.00
2014	\$45,408.60	\$45,408.60	\$0.00	\$45,408.60	\$0.00	\$45,408.60	100.0%	\$0.00	\$45,408.60	100.0%	\$0.00
2015	\$39,339.30	\$39,339.30	\$0.00	\$39,339.30	\$0.00	\$39,339.30	100.0%	\$0.00	\$39,339.30	100.0%	\$0.00
2016	\$40,907.55	\$40,907.55	\$0.00	\$40,907.55	\$0.00	\$40,907.55	100.0%	\$0.00	\$40,907.55	100.0%	\$0.00
2017	\$37,528.35	\$37,528.35	\$0.00	\$37,528.35	\$0.00	\$37,528.35	100.0%	\$0.00	\$37,528.35	100.0%	\$0.00
2018	\$51,556.05	\$51,556.05	\$0.00	\$0.00	\$51,556.05	\$0.00	0.0%	\$51,556.05	\$0.00	0.0%	\$51,556.05
2019	\$50,924.85	\$50,924.85	\$0.00	\$0.00	\$50,924.85	\$0.00	0.0%	\$50,924.85	\$0.00	0.0%	\$50,924.85
<b>Total</b>	<b>\$1,415,277.75</b>	<b>\$1,415,278.40</b>	<b>\$0.00</b>	<b>\$1,312,797.50</b>	<b>\$102,480.90</b>	<b>\$1,312,797.50</b>	<b>100.0%</b>	<b>\$102,480.90</b>	<b>\$1,312,797.50</b>	<b>100.0%</b>	<b>\$102,480.90</b>



U.S. Department of Housing and Urban Development  
 Office of Community Planning and Development  
 Integrated Disbursement and Information System

DATE: 12-16-19  
 TIME: 14:14  
 PAGE: 11

**Status of HOME Grants  
 BRYAN**

**IDIS - PR27**

**CHDO Loans (CL)**

Fiscal Year	Authorized Amount	Amount Subgranted	Amount Committed	% Auth Cmtd	Balance to Commit	Total Disbursed	% Auth Disb	Available to Disburse
1996	\$0.00	\$0.00	\$0.00	0.0%	\$0.00	\$0.00	0.0%	\$0.00
1997	\$0.00	\$0.00	\$0.00	0.0%	\$0.00	\$0.00	0.0%	\$0.00
1998	\$0.00	\$0.00	\$0.00	0.0%	\$0.00	\$0.00	0.0%	\$0.00
1999	\$0.00	\$0.00	\$0.00	0.0%	\$0.00	\$0.00	0.0%	\$0.00
2000	\$0.00	\$0.00	\$0.00	0.0%	\$0.00	\$0.00	0.0%	\$0.00
2001	\$0.00	\$0.00	\$0.00	0.0%	\$0.00	\$0.00	0.0%	\$0.00
2002	\$0.00	\$0.00	\$0.00	0.0%	\$0.00	\$0.00	0.0%	\$0.00
2003	\$0.00	\$0.00	\$0.00	0.0%	\$0.00	\$0.00	0.0%	\$0.00
2004	\$0.00	\$0.00	\$0.00	0.0%	\$0.00	\$0.00	0.0%	\$0.00
2005	\$0.00	\$0.00	\$0.00	0.0%	\$0.00	\$0.00	0.0%	\$0.00
2006	\$0.00	\$0.00	\$0.00	0.0%	\$0.00	\$0.00	0.0%	\$0.00
2007	\$0.00	\$0.00	\$0.00	0.0%	\$0.00	\$0.00	0.0%	\$0.00
2008	\$0.00	\$0.00	\$0.00	0.0%	\$0.00	\$0.00	0.0%	\$0.00
2009	\$0.00	\$0.00	\$0.00	0.0%	\$0.00	\$0.00	0.0%	\$0.00
2010	\$0.00	\$0.00	\$0.00	0.0%	\$0.00	\$0.00	0.0%	\$0.00
2011	\$0.00	\$0.00	\$0.00	0.0%	\$0.00	\$0.00	0.0%	\$0.00
2012	\$0.00	\$0.00	\$0.00	0.0%	\$0.00	\$0.00	0.0%	\$0.00
2013	\$0.00	\$0.00	\$0.00	0.0%	\$0.00	\$0.00	0.0%	\$0.00
2014	\$0.00	\$0.00	\$0.00	0.0%	\$0.00	\$0.00	0.0%	\$0.00
2015	\$0.00	\$0.00	\$0.00	0.0%	\$0.00	\$0.00	0.0%	\$0.00
2016	\$0.00	\$0.00	\$0.00	0.0%	\$0.00	\$0.00	0.0%	\$0.00
2017	\$0.00	\$0.00	\$0.00	0.0%	\$0.00	\$0.00	0.0%	\$0.00
2018	\$0.00	\$0.00	\$0.00	0.0%	\$0.00	\$0.00	0.0%	\$0.00
2019	\$0.00	\$0.00	\$0.00	0.0%	\$0.00	\$0.00	0.0%	\$0.00
<b>Total</b>	<b>\$0.00</b>	<b>\$0.00</b>	<b>\$0.00</b>	<b>0.0%</b>	<b>\$0.00</b>	<b>\$0.00</b>	<b>0.0%</b>	<b>\$0.00</b>



U.S. Department of Housing and Urban Development  
 Office of Community Planning and Development  
 Integrated Disbursement and Information System

DATE: 12-16-19  
 TIME: 14:14  
 PAGE: 12

**Status of HOME Grants  
 BRYAN**

**IDIS - PR27**

**CHDO Capacity (CC)**

Fiscal Year	Authorized Amount	Amount Subgranted	Amount Committed	% Auth Cmtd	Balance to Commit	Total Disbursed	% Auth Disb	Available to Disburse
1996	\$0.00	\$0.00	\$0.00	0.0%	\$0.00	\$0.00	0.0%	\$0.00
1997	\$0.00	\$0.00	\$0.00	0.0%	\$0.00	\$0.00	0.0%	\$0.00
1998	\$0.00	\$0.00	\$0.00	0.0%	\$0.00	\$0.00	0.0%	\$0.00
1999	\$0.00	\$0.00	\$0.00	0.0%	\$0.00	\$0.00	0.0%	\$0.00
2000	\$0.00	\$0.00	\$0.00	0.0%	\$0.00	\$0.00	0.0%	\$0.00
2001	\$0.00	\$0.00	\$0.00	0.0%	\$0.00	\$0.00	0.0%	\$0.00
2002	\$0.00	\$0.00	\$0.00	0.0%	\$0.00	\$0.00	0.0%	\$0.00
2003	\$0.00	\$0.00	\$0.00	0.0%	\$0.00	\$0.00	0.0%	\$0.00
2004	\$0.00	\$0.00	\$0.00	0.0%	\$0.00	\$0.00	0.0%	\$0.00
2005	\$0.00	\$0.00	\$0.00	0.0%	\$0.00	\$0.00	0.0%	\$0.00
2006	\$0.00	\$0.00	\$0.00	0.0%	\$0.00	\$0.00	0.0%	\$0.00
2007	\$0.00	\$0.00	\$0.00	0.0%	\$0.00	\$0.00	0.0%	\$0.00
2008	\$0.00	\$0.00	\$0.00	0.0%	\$0.00	\$0.00	0.0%	\$0.00
2009	\$0.00	\$0.00	\$0.00	0.0%	\$0.00	\$0.00	0.0%	\$0.00
2010	\$0.00	\$0.00	\$0.00	0.0%	\$0.00	\$0.00	0.0%	\$0.00
2011	\$0.00	\$0.00	\$0.00	0.0%	\$0.00	\$0.00	0.0%	\$0.00
2012	\$0.00	\$0.00	\$0.00	0.0%	\$0.00	\$0.00	0.0%	\$0.00
2013	\$0.00	\$0.00	\$0.00	0.0%	\$0.00	\$0.00	0.0%	\$0.00
2014	\$0.00	\$0.00	\$0.00	0.0%	\$0.00	\$0.00	0.0%	\$0.00
2015	\$0.00	\$0.00	\$0.00	0.0%	\$0.00	\$0.00	0.0%	\$0.00
2016	\$0.00	\$0.00	\$0.00	0.0%	\$0.00	\$0.00	0.0%	\$0.00
2017	\$0.00	\$0.00	\$0.00	0.0%	\$0.00	\$0.00	0.0%	\$0.00
2018	\$0.00	\$0.00	\$0.00	0.0%	\$0.00	\$0.00	0.0%	\$0.00
2019	\$0.00	\$0.00	\$0.00	0.0%	\$0.00	\$0.00	0.0%	\$0.00
<b>Total</b>	<b>\$0.00</b>	<b>\$0.00</b>	<b>\$0.00</b>	<b>0.0%</b>	<b>\$0.00</b>	<b>\$0.00</b>	<b>0.0%</b>	<b>\$0.00</b>



U.S. Department of Housing and Urban Development  
 Office of Community Planning and Development  
 Integrated Disbursement and Information System

DATE: 12-16-19  
 TIME: 14:14  
 PAGE: 13

**Status of HOME Grants  
 BRYAN**

**IDIS - PR27**

**Reservations to State Recipients and Sub-recipients (SU)**

Fiscal Year	Authorized Amount	Amount Subgranted to Other Entities	Amount Committed	% Auth Cmtd	Balance to Commit	Total Disbursed	% Auth Disb	Available to Disburse
1996	\$0.00	\$0.00	\$0.00	0.0%	\$0.00	\$0.00	0.0%	\$0.00
1997	\$0.00	\$0.00	\$0.00	0.0%	\$0.00	\$0.00	0.0%	\$0.00
1998	\$0.00	\$0.00	\$0.00	0.0%	\$0.00	\$0.00	0.0%	\$0.00
1999	\$0.00	\$0.00	\$0.00	0.0%	\$0.00	\$0.00	0.0%	\$0.00
2000	\$0.00	\$0.00	\$0.00	0.0%	\$0.00	\$0.00	0.0%	\$0.00
2001	\$0.00	\$0.00	\$0.00	0.0%	\$0.00	\$0.00	0.0%	\$0.00
2002	\$0.00	\$0.00	\$0.00	0.0%	\$0.00	\$0.00	0.0%	\$0.00
2003	\$0.00	\$0.00	\$0.00	0.0%	\$0.00	\$0.00	0.0%	\$0.00
2004	\$0.00	\$0.00	\$0.00	0.0%	\$0.00	\$0.00	0.0%	\$0.00
2005	\$0.00	\$0.00	\$0.00	0.0%	\$0.00	\$0.00	0.0%	\$0.00
2006	\$0.00	\$0.00	\$0.00	0.0%	\$0.00	\$0.00	0.0%	\$0.00
2007	\$0.00	\$0.00	\$0.00	0.0%	\$0.00	\$0.00	0.0%	\$0.00
2008	\$0.00	\$0.00	\$0.00	0.0%	\$0.00	\$0.00	0.0%	\$0.00
2009	\$0.00	\$0.00	\$0.00	0.0%	\$0.00	\$0.00	0.0%	\$0.00
2010	\$0.00	\$0.00	\$0.00	0.0%	\$0.00	\$0.00	0.0%	\$0.00
2011	\$0.00	\$0.00	\$0.00	0.0%	\$0.00	\$0.00	0.0%	\$0.00
2012	\$0.00	\$0.00	\$0.00	0.0%	\$0.00	\$0.00	0.0%	\$0.00
2013	\$0.00	\$0.00	\$0.00	0.0%	\$0.00	\$0.00	0.0%	\$0.00
2014	\$0.00	\$0.00	\$0.00	0.0%	\$0.00	\$0.00	0.0%	\$0.00
2015	\$0.00	\$0.00	\$0.00	0.0%	\$0.00	\$0.00	0.0%	\$0.00
2016	\$0.00	\$0.00	\$0.00	0.0%	\$0.00	\$0.00	0.0%	\$0.00
2017	\$0.00	\$0.00	\$0.00	0.0%	\$0.00	\$0.00	0.0%	\$0.00
2018	\$0.00	\$0.00	\$0.00	0.0%	\$0.00	\$0.00	0.0%	\$0.00
2019	\$0.00	\$0.00	\$0.00	0.0%	\$0.00	\$0.00	0.0%	\$0.00
<b>Total</b>	<b>\$0.00</b>	<b>\$0.00</b>	<b>\$0.00</b>	<b>0.0%</b>	<b>\$0.00</b>	<b>\$0.00</b>	<b>0.0%</b>	<b>\$0.00</b>





**Status of HOME Grants  
 BRYAN**

**IDIS - PR27**

**Total Program Funds**

Fiscal Year	Total Authorization	Local Account Funds	Committed Amount	Net Disbursed for Activities	Net Disbursed for Admin/CHDO OP	Net Disbursed	Disbursed Pending Approval	Total Disbursed	Available to Disburse
1996	\$500,000.00	\$0.00	\$450,000.00	\$450,000.00	\$50,000.00	\$500,000.00	\$0.00	\$500,000.00	\$0.00
1997	\$349,000.00	\$24,176.18	\$338,276.18	\$338,276.18	\$34,900.00	\$373,176.18	\$0.00	\$373,176.18	\$0.00
1998	\$370,000.00	\$0.00	\$333,000.00	\$333,000.00	\$37,000.00	\$370,000.00	\$0.00	\$370,000.00	\$0.00
1999	\$400,000.00	\$12,000.00	\$372,000.00	\$372,000.00	\$40,000.00	\$412,000.00	\$0.00	\$412,000.00	\$0.00
2000	\$399,000.00	\$16,087.50	\$375,187.50	\$375,187.50	\$39,900.00	\$415,087.50	\$0.00	\$415,087.50	\$0.00
2001	\$445,000.00	\$22,937.24	\$423,437.24	\$423,437.24	\$44,500.00	\$467,937.24	\$0.00	\$467,937.24	\$0.00
2002	\$442,000.00	\$12,208.50	\$410,008.50	\$410,008.50	\$44,200.00	\$454,208.50	\$0.00	\$454,208.50	\$0.00
2003	\$503,123.00	\$27,100.25	\$479,910.75	\$479,910.75	\$50,312.50	\$530,223.25	\$0.00	\$530,223.25	\$0.00
2004	\$500,388.00	\$34,863.01	\$485,212.21	\$485,212.21	\$50,038.80	\$535,251.01	\$0.00	\$535,251.01	\$0.00
2005	\$471,684.00	\$40,541.80	\$465,057.40	\$465,057.40	\$47,168.40	\$512,225.80	\$0.00	\$512,225.80	\$0.00
2006	\$444,311.00	\$42,561.40	\$442,441.30	\$442,441.30	\$44,431.10	\$486,872.40	\$0.00	\$486,872.40	\$0.00
2007	\$439,708.00	\$56,779.70	\$452,516.90	\$452,516.90	\$43,970.80	\$496,487.70	\$0.00	\$496,487.70	\$0.00
2008	\$427,066.00	\$51,856.42	\$457,133.82	\$457,133.82	\$21,788.60	\$478,922.42	\$0.00	\$478,922.42	\$0.00
2009	\$474,706.00	\$57,836.57	\$520,130.04	\$520,130.04	\$12,412.53	\$532,542.57	\$0.00	\$532,542.57	\$0.00
2010	\$471,868.00	\$54,939.92	\$479,621.12	\$479,621.12	\$47,186.80	\$526,807.92	\$0.00	\$526,807.92	\$0.00
2011	\$417,744.00	\$61,592.28	\$437,561.88	\$437,561.88	\$41,774.40	\$479,336.28	\$0.00	\$479,336.28	\$0.00
2012	\$307,231.00	\$46,655.23	\$307,802.13	\$307,802.13	\$46,084.10	\$353,886.23	\$0.00	\$353,886.23	\$0.00
2013	\$301,258.00	\$70,789.57	\$353,020.02	\$353,020.02	\$19,027.55	\$372,047.57	\$0.00	\$372,047.57	\$0.00
2014	\$302,724.00	\$58,874.61	\$334,981.03	\$334,981.03	\$26,617.58	\$361,598.61	\$0.00	\$361,598.61	\$0.00
2015	\$262,262.00	\$52,977.41	\$290,589.60	\$248,872.38	\$24,649.81	\$273,522.19	\$0.00	\$273,522.19	\$41,717.22
2016	\$272,717.00	\$68,678.73	\$232,933.10	\$124,939.25	\$23,462.63	\$148,401.88	\$0.00	\$148,401.88	\$192,993.85
2017	\$250,189.00	\$151,889.11	\$189,417.46	\$189,417.46	\$17,336.91	\$206,754.37	\$0.00	\$206,754.37	\$195,323.74
2018	\$343,707.00	\$118,858.04	\$118,858.04	\$118,858.04	\$26,537.98	\$145,396.02	\$0.00	\$145,396.02	\$317,169.02
2019	\$339,499.00	\$2,178.96	\$2,178.96	\$2,178.96	\$0.00	\$2,178.96	\$0.00	\$2,178.96	\$339,499.00
<b>Total</b>	<b>\$9,435,185.00</b>	<b>\$1,086,382.43</b>	<b>\$8,751,275.18</b>	<b>\$8,601,564.11</b>	<b>\$833,300.49</b>	<b>\$9,434,864.60</b>	<b>\$0.00</b>	<b>\$9,434,864.60</b>	<b>\$1,086,702.83</b>



**Status of HOME Grants  
 BRYAN**

**IDIS - PR27**

**Total Program Percent**

Fiscal Year	Total Authorization	Local Account Funds	% Committed for Activities	% Disb for Activities	% Disb for Admin/CHDO OP	% Net Disbursed	% Disbursed Pending Approval	% Total Disbursed	% Available to Disburse
1996	\$500,000.00	\$0.00	90.0%	90.0%	10.0%	100.0%	0.0%	100.0%	0.0%
1997	\$349,000.00	\$24,176.18	90.6%	90.6%	10.0%	100.0%	0.0%	100.0%	0.0%
1998	\$370,000.00	\$0.00	90.0%	90.0%	10.0%	100.0%	0.0%	100.0%	0.0%
1999	\$400,000.00	\$12,000.00	90.2%	90.2%	10.0%	100.0%	0.0%	100.0%	0.0%
2000	\$399,000.00	\$16,087.50	90.3%	90.3%	10.0%	100.0%	0.0%	100.0%	0.0%
2001	\$445,000.00	\$22,937.24	90.4%	90.4%	10.0%	100.0%	0.0%	100.0%	0.0%
2002	\$442,000.00	\$12,208.50	90.2%	90.2%	10.0%	100.0%	0.0%	100.0%	0.0%
2003	\$503,123.00	\$27,100.25	90.5%	90.5%	10.0%	100.0%	0.0%	100.0%	0.0%
2004	\$500,388.00	\$34,863.01	90.6%	90.6%	10.0%	100.0%	0.0%	100.0%	0.0%
2005	\$471,684.00	\$40,541.80	90.7%	90.7%	10.0%	100.0%	0.0%	100.0%	0.0%
2006	\$444,311.00	\$42,561.40	90.8%	90.8%	9.9%	99.9%	0.0%	99.9%	0.0%
2007	\$439,708.00	\$56,779.70	91.1%	91.1%	10.0%	100.0%	0.0%	100.0%	0.0%
2008	\$427,066.00	\$51,856.42	95.4%	95.4%	5.1%	100.0%	0.0%	100.0%	0.0%
2009	\$474,706.00	\$57,836.57	97.6%	97.6%	2.6%	100.0%	0.0%	100.0%	0.0%
2010	\$471,868.00	\$54,939.92	91.0%	91.0%	10.0%	100.0%	0.0%	100.0%	0.0%
2011	\$417,744.00	\$61,592.28	91.2%	91.2%	10.0%	100.0%	0.0%	100.0%	0.0%
2012	\$307,231.00	\$46,655.23	86.9%	86.9%	14.9%	100.0%	0.0%	100.0%	0.0%
2013	\$301,258.00	\$70,789.57	94.8%	94.8%	6.3%	100.0%	0.0%	100.0%	0.0%
2014	\$302,724.00	\$58,874.61	92.6%	92.6%	8.7%	100.0%	0.0%	100.0%	0.0%
2015	\$262,262.00	\$52,977.41	92.1%	78.9%	9.3%	86.7%	0.0%	86.7%	13.2%
2016	\$272,717.00	\$68,678.73	68.2%	36.5%	8.6%	43.4%	0.0%	43.4%	56.5%
2017	\$250,189.00	\$151,889.11	47.1%	47.1%	6.9%	51.4%	0.0%	51.4%	48.5%
2018	\$343,707.00	\$118,858.04	25.6%	25.6%	7.7%	31.4%	0.0%	31.4%	68.5%
2019	\$339,499.00	\$2,178.96	0.6%	0.6%	0.0%	0.6%	0.0%	0.6%	99.3%
<b>Total</b>	<b>\$9,435,185.00</b>	<b>\$1,086,382.43</b>	<b>83.1%</b>	<b>81.7%</b>	<b>8.8%</b>	<b>89.6%</b>	<b>0.0%</b>	<b>89.6%</b>	<b>10.3%</b>

## **Attachment 2**

### **Financial and Performance Reports 2018 CAPER**



**PART I: SUMMARY OF CDBG RESOURCES**

01 UNEXPENDED CDBG FUNDS AT END OF PREVIOUS PROGRAM YEAR	296,578.66
02 ENTITLEMENT GRANT	823,293.00
03 SURPLUS URBAN RENEWAL	0.00
04 SECTION 108 GUARANTEED LOAN FUNDS	0.00
05 CURRENT YEAR PROGRAM INCOME	24,898.66
05a CURRENT YEAR SECTION 108 PROGRAM INCOME (FOR SI TYPE)	0.00
06 FUNDS RETURNED TO THE LINE-OF-CREDIT	0.00
06a FUNDS RETURNED TO THE LOCAL CDBG ACCOUNT	0.00
07 ADJUSTMENT TO COMPUTE TOTAL AVAILABLE	0.00
08 TOTAL AVAILABLE (SUM, LINES 01-07)	1,144,770.32

**PART II: SUMMARY OF CDBG EXPENDITURES**

09 DISBURSEMENTS OTHER THAN SECTION 108 REPAYMENTS AND PLANNING/ADMINISTRATION	697,970.88
10 ADJUSTMENT TO COMPUTE TOTAL AMOUNT SUBJECT TO LOW/MOD BENEFIT	0.00
11 AMOUNT SUBJECT TO LOW/MOD BENEFIT (LINE 09 + LINE 10)	697,970.88
12 DISBURSED IN IDIS FOR PLANNING/ADMINISTRATION	159,793.24
13 DISBURSED IN IDIS FOR SECTION 108 REPAYMENTS	0.00
14 ADJUSTMENT TO COMPUTE TOTAL EXPENDITURES	0.00
15 TOTAL EXPENDITURES (SUM, LINES 11-14)	857,764.12
16 UNEXPENDED BALANCE (LINE 08 - LINE 15)	287,006.20

**PART III: LOW/MOD BENEFIT THIS REPORTING PERIOD**

17 EXPENDED FOR LOW/MOD HOUSING IN SPECIAL AREAS	0.00
18 EXPENDED FOR LOW/MOD MULTI-UNIT HOUSING	0.00
19 DISBURSED FOR OTHER LOW/MOD ACTIVITIES	697,970.88
20 ADJUSTMENT TO COMPUTE TOTAL LOW/MOD CREDIT	0.00
21 TOTAL LOW/MOD CREDIT (SUM, LINES 17-20)	697,970.88
22 PERCENT LOW/MOD CREDIT (LINE 21/LINE 11)	100.00%

**LOW/MOD BENEFIT FOR MULTI-YEAR CERTIFICATIONS**

23 PROGRAM YEARS(PY) COVERED IN CERTIFICATION	PY: PY: PY:
24 CUMULATIVE NET EXPENDITURES SUBJECT TO LOW/MOD BENEFIT CALCULATION	0.00
25 CUMULATIVE EXPENDITURES BENEFITTING LOW/MOD PERSONS	0.00
26 PERCENT BENEFIT TO LOW/MOD PERSONS (LINE 25/LINE 24)	0.00%

**PART IV: PUBLIC SERVICE (PS) CAP CALCULATIONS**

27 DISBURSED IN IDIS FOR PUBLIC SERVICES	120,224.28
28 PS UNLIQUIDATED OBLIGATIONS AT END OF CURRENT PROGRAM YEAR	0.00
29 PS UNLIQUIDATED OBLIGATIONS AT END OF PREVIOUS PROGRAM YEAR	0.00
30 ADJUSTMENT TO COMPUTE TOTAL PS OBLIGATIONS	0.00
31 TOTAL PS OBLIGATIONS (LINE 27 + LINE 28 - LINE 29 + LINE 30)	120,224.28
32 ENTITLEMENT GRANT	823,293.00
33 PRIOR YEAR PROGRAM INCOME	23,442.81
34 ADJUSTMENT TO COMPUTE TOTAL SUBJECT TO PS CAP	0.00
35 TOTAL SUBJECT TO PS CAP (SUM, LINES 32-34)	846,735.81
36 PERCENT FUNDS OBLIGATED FOR PS ACTIVITIES (LINE 31/LINE 35)	14.20%

**PART V: PLANNING AND ADMINISTRATION (PA) CAP**

37 DISBURSED IN IDIS FOR PLANNING/ADMINISTRATION	159,793.24
38 PA UNLIQUIDATED OBLIGATIONS AT END OF CURRENT PROGRAM YEAR	0.00
39 PA UNLIQUIDATED OBLIGATIONS AT END OF PREVIOUS PROGRAM YEAR	0.00
40 ADJUSTMENT TO COMPUTE TOTAL PA OBLIGATIONS	0.00
41 TOTAL PA OBLIGATIONS (LINE 37 + LINE 38 - LINE 39 +LINE 40)	159,793.24
42 ENTITLEMENT GRANT	823,293.00
43 CURRENT YEAR PROGRAM INCOME	24,898.66
44 ADJUSTMENT TO COMPUTE TOTAL SUBJECT TO PA CAP	0.00
45 TOTAL SUBJECT TO PA CAP (SUM, LINES 42-44)	848,191.66
46 PERCENT FUNDS OBLIGATED FOR PA ACTIVITIES (LINE 41/LINE 45)	18.84%





**LINE 17 DETAIL: ACTIVITIES TO CONSIDER IN DETERMINING THE AMOUNT TO ENTER ON LINE 17**

Report returned no data.

**LINE 18 DETAIL: ACTIVITIES TO CONSIDER IN DETERMINING THE AMOUNT TO ENTER ON LINE 18**

Report returned no data.

**LINE 19 DETAIL: ACTIVITIES INCLUDED IN THE COMPUTATION OF LINE 19**

Plan Year	IDIS Project	IDIS Activity	Voucher Number	Activity Name	Matrix Code	National Objective	Drawn Amount
2018	9	1027	6250377	Twin City Mission The Bridge	03T	LMC	\$8,610.80
2018	9	1027	6280666	Twin City Mission The Bridge	03T	LMC	\$8,752.01
2018	9	1027	6306604	Twin City Mission The Bridge	03T	LMC	\$7,926.34
2018	9	1027	6322514	Twin City Mission The Bridge	03T	LMC	\$1,710.85
					<b>03T</b>	<b>Matrix Code</b>	<b>\$27,000.00</b>
2018	7	1026	6322514	Bryan Parks and Recreation Summer Camp	05D	LMC	\$31,730.28
					<b>05D</b>	<b>Matrix Code</b>	<b>\$31,730.28</b>
2018	12	1036	6250377	Voices for Children CASA Program	05N	LMC	\$7,500.00
2018	12	1036	6280666	Voices for Children CASA Program	05N	LMC	\$7,500.00
2018	12	1036	6306604	Voices for Children CASA Program	05N	LMC	\$7,500.00
2018	12	1036	6322514	Voices for Children CASA Program	05N	LMC	\$7,500.00
					<b>05N</b>	<b>Matrix Code</b>	<b>\$30,000.00</b>
2018	10	1028	6250377	Catholic Charities Financial Stability	05Q	LMC	\$968.47
2018	10	1028	6280666	Catholic Charities Financial Stability	05Q	LMC	\$1,304.58
2018	10	1028	6306604	Catholic Charities Financial Stability	05Q	LMC	\$1,217.66
2018	10	1028	6322514	Catholic Charities Financial Stability	05Q	LMC	\$1,509.29
					<b>05Q</b>	<b>Matrix Code</b>	<b>\$5,000.00</b>
2018	8	1035	6250377	Brazos Food Bank Together We Grow	05Z	LMC	\$5,311.75
2018	8	1035	6280666	Brazos Food Bank Together We Grow	05Z	LMC	\$5,311.75
2018	8	1035	6306604	Brazos Food Bank Together We Grow	05Z	LMC	\$5,311.75
2018	8	1035	6322514	Brazos Food Bank Together We Grow	05Z	LMC	\$5,311.75
2018	11	1029	6250377	QL2541 - BVRC Counseling and Case Management	05Z	LMC	\$5,247.00
					<b>05Z</b>	<b>Matrix Code</b>	<b>\$26,494.00</b>
2017	1	1032	6241209	CDHB20-Direct Homeownership Assistance	13B	LMH	\$7,500.00
2017	1	1032	6250377	CDHB20-Direct Homeownership Assistance	13B	LMH	\$1,202.60
2017	1	1032	6263338	CDHB20-Direct Homeownership Assistance	13B	LMH	\$328.55
2017	1	1033	6241209	CDHB21 - Direct Homeownership Assistance	13B	LMH	\$7,500.00
2017	1	1033	6250377	CDHB21 - Direct Homeownership Assistance	13B	LMH	\$716.45
2017	1	1033	6263338	CDHB21 - Direct Homeownership Assistance	13B	LMH	\$1,422.29
2017	1	1034	6250377	CDHB22 - Direct Homeownership Assistance	13B	LMH	\$8,233.98
2018	4	1039	6284458	CDHB23 - Direct Homeownership Assistance	13B	LMH	\$7,500.00
2018	4	1039	6301697	CDHB23 - Direct Homeownership Assistance	13B	LMH	\$647.38
2018	4	1039	6306604	CDHB23 - Direct Homeownership Assistance	13B	LMH	\$2,159.43
					<b>13B</b>	<b>Matrix Code</b>	<b>\$37,210.68</b>
2017	1	1002	6228224	Home Owner Housing Assistance CDBG	14A	LMH	\$42,709.81
2017	1	1002	6228235	Home Owner Housing Assistance CDBG	14A	LMH	\$96,438.46
2017	1	1002	6241202	Home Owner Housing Assistance CDBG	14A	LMH	\$10,462.63
2017	1	1002	6241209	Home Owner Housing Assistance CDBG	14A	LMH	\$22,728.79
2017	1	1002	6250325	Home Owner Housing Assistance CDBG	14A	LMH	\$10,043.71
2017	1	1002	6250377	Home Owner Housing Assistance CDBG	14A	LMH	\$19,341.04
2017	1	1002	6263423	Home Owner Housing Assistance CDBG	14A	LMH	\$16,849.18
2017	1	1002	6272499	Home Owner Housing Assistance CDBG	14A	LMH	\$319.28
2017	1	1020	6228235	CDRE05 - CDBG Home Owner Housing Assistance Rehabilitation	14A	LMH	\$6,017.55
2017	1	1020	6241209	CDRE05 - CDBG Home Owner Housing Assistance Rehabilitation	14A	LMH	\$1,315.79



Office of Community Planning and Development  
 U.S. Department of Housing and Urban Development  
 Integrated Disbursement and Information System  
 PR26 - CDBG Financial Summary Report  
 Program Year 2018  
 BRYAN , TX

DATE: 12-16-19  
 TIME: 13:47  
 PAGE: 3

Plan Year	IDIS Project	IDIS Activity	Voucher Number	Activity Name	Matrix Code	National Objective	Drawn Amount
2017	1	1020	6250377	CDRE05 - CDBG Home Owner Housing Assistance Rehabilitation	14A	LMH	\$614.21
2017	1	1020	6263338	CDRE05 - CDBG Home Owner Housing Assistance Rehabilitation	14A	LMH	\$1,306.49
2017	1	1020	6272499	CDRE05 - CDBG Home Owner Housing Assistance Rehabilitation	14A	LMH	\$363.29
2017	1	1020	6280666	CDRE05 - CDBG Home Owner Housing Assistance Rehabilitation	14A	LMH	\$666.83
2017	1	1020	6284458	CDRE05 - CDBG Home Owner Housing Assistance Rehabilitation	14A	LMH	\$222.14
2017	1	1020	6301697	CDRE05 - CDBG Home Owner Housing Assistance Rehabilitation	14A	LMH	\$686.31
2017	1	1020	6306604	CDRE05 - CDBG Home Owner Housing Assistance Rehabilitation	14A	LMH	\$11,720.44
2017	1	1020	6322514	CDRE05 - CDBG Home Owner Housing Assistance Rehabilitation	14A	LMH	\$15,113.15
2018	4	1025	6250377	CDBG Housing Assistance Program	14A	LMH	\$24,133.61
2018	4	1025	6263327	CDBG Housing Assistance Program	14A	LMH	\$14,690.77
2018	4	1025	6263423	CDBG Housing Assistance Program	14A	LMH	\$29,081.48
2018	4	1025	6272469	CDBG Housing Assistance Program	14A	LMH	\$14,206.12
2018	4	1025	6272499	CDBG Housing Assistance Program	14A	LMH	\$15,793.18
2018	4	1025	6280655	CDBG Housing Assistance Program	14A	LMH	\$12,882.53
2018	4	1025	6280666	CDBG Housing Assistance Program	14A	LMH	\$14,183.58
2018	4	1025	6284448	CDBG Housing Assistance Program	14A	LMH	\$19,840.47
2018	4	1025	6284458	CDBG Housing Assistance Program	14A	LMH	\$20,304.64
2018	4	1025	6301693	CDBG Housing Assistance Program	14A	LMH	\$13,940.72
2018	4	1025	6301697	CDBG Housing Assistance Program	14A	LMH	\$18,998.03
2018	4	1025	6306597	CDBG Housing Assistance Program	14A	LMH	\$21,909.99
2018	4	1025	6306604	CDBG Housing Assistance Program	14A	LMH	\$43,892.26
2018	4	1025	6322513	CDBG Housing Assistance Program	14A	LMH	\$1,942.31
2018	4	1025	6322514	CDBG Housing Assistance Program	14A	LMH	\$17,817.13
					<b>14A</b>	<b>Matrix Code</b>	<b>\$540,535.92</b>
<b>Total</b>							<b>\$697,970.88</b>

LINE 27 DETAIL: ACTIVITIES INCLUDED IN THE COMPUTATION OF LINE 27

Plan Year	IDIS Project	IDIS Activity	Voucher Number	Activity Name	Matrix Code	National Objective	Drawn Amount
2018	9	1027	6250377	Twin City Mission The Bridge	03T	LMC	\$8,610.80
2018	9	1027	6280666	Twin City Mission The Bridge	03T	LMC	\$8,752.01
2018	9	1027	6306604	Twin City Mission The Bridge	03T	LMC	\$7,926.34
2018	9	1027	6322514	Twin City Mission The Bridge	03T	LMC	\$1,710.85
					<b>03T</b>	<b>Matrix Code</b>	<b>\$27,000.00</b>
2018	7	1026	6322514	Bryan Parks and Recreation Summer Camp	05D	LMC	\$31,730.28
					<b>05D</b>	<b>Matrix Code</b>	<b>\$31,730.28</b>
2018	12	1036	6250377	Voices for Children CASA Program	05N	LMC	\$7,500.00
2018	12	1036	6280666	Voices for Children CASA Program	05N	LMC	\$7,500.00
2018	12	1036	6306604	Voices for Children CASA Program	05N	LMC	\$7,500.00
2018	12	1036	6322514	Voices for Children CASA Program	05N	LMC	\$7,500.00
					<b>05N</b>	<b>Matrix Code</b>	<b>\$30,000.00</b>
2018	10	1028	6250377	Catholic Charities Financial Stability	05Q	LMC	\$968.47
2018	10	1028	6280666	Catholic Charities Financial Stability	05Q	LMC	\$1,304.58
2018	10	1028	6306604	Catholic Charities Financial Stability	05Q	LMC	\$1,217.66
2018	10	1028	6322514	Catholic Charities Financial Stability	05Q	LMC	\$1,509.29
					<b>05Q</b>	<b>Matrix Code</b>	<b>\$5,000.00</b>
2018	8	1035	6250377	Brazos Food Bank Together We Grow	05Z	LMC	\$5,311.75
2018	8	1035	6280666	Brazos Food Bank Together We Grow	05Z	LMC	\$5,311.75



Office of Community Planning and Development  
 U.S. Department of Housing and Urban Development  
 Integrated Disbursement and Information System  
 PR26 - CDBG Financial Summary Report  
 Program Year 2018  
 BRYAN , TX

DATE: 12-16-19  
 TIME: 13:47  
 PAGE: 4

Plan Year	IDIS Project	IDIS Activity	Voucher Number	Activity Name	Matrix Code	National Objective	Drawn Amount	
2018	8	1035	6306604	Brazos Food Bank Together We Grow	05Z	LMC	\$5,311.75	
2018	8	1035	6322514	Brazos Food Bank Together We Grow	05Z	LMC	\$5,311.75	
2018	11	1029	6250377	QL2541 - BVRC Counseling and Case Management	05Z	LMC	\$5,247.00	
						<b>05Z</b>	<b>Matrix Code</b>	<b>\$26,494.00</b>
<b>Total</b>								<b>\$120,224.28</b>

**LINE 37 DETAIL: ACTIVITIES INCLUDED IN THE COMPUTATION OF LINE 37**

Plan Year	IDIS Project	IDIS Activity	Voucher Number	Activity Name	Matrix Code	National Objective	Drawn Amount	
2018	1	1024	6228224	CDBG Administrative	21A		\$26,671.06	
2018	1	1024	6241202	CDBG Administrative	21A		\$14,366.88	
2018	1	1024	6250325	CDBG Administrative	21A		\$11,991.32	
2018	1	1024	6263327	CDBG Administrative	21A		\$12,167.56	
2018	1	1024	6263423	CDBG Administrative	21A		\$661.77	
2018	1	1024	6272469	CDBG Administrative	21A		\$23,534.26	
2018	1	1024	6272499	CDBG Administrative	21A		\$390.82	
2018	1	1024	6280655	CDBG Administrative	21A		\$12,078.07	
2018	1	1024	6280666	CDBG Administrative	21A		\$186.64	
2018	1	1024	6284448	CDBG Administrative	21A		\$7,881.14	
2018	1	1024	6301693	CDBG Administrative	21A		\$8,039.33	
2018	1	1024	6306597	CDBG Administrative	21A		\$20,124.63	
2018	1	1024	6322513	CDBG Administrative	21A		\$21,699.76	
						<b>21A</b>	<b>Matrix Code</b>	<b>\$159,793.24</b>
<b>Total</b>								<b>\$159,793.24</b>

## **Financial Summary Attachment and LOCCS Reconciliation**

### **A. Program Income Received**

Program income received during the year resulted from housing loan proceeds and sales proceeds from the sale of W.18<sup>th</sup>/Sims Street project. These proceeds resulted in program income totaling \$24,898.66 (see financial summary adjustments for details on program income). This program income is used to offset housing expenditures, including program delivery expenditures.

### **Prior Period Adjustments See attached.**

### **B. Loans and Other Reconciliation**

There were no floating loan activities during year. See the Financial Summary information in the narrative for detail on loan balances.

### **C. LOCCS Reconciliation**

Unexpended Balance of CDBG funds	
LOCCS Balance 9/30/2019	\$ 391,140.72
Cash on Hand:	
Grantee Program Account	\$ 0.00
Sub recipients Program Accounts	\$ 0.00
Revolving Fund Cash Balances	\$ 0.00
Section 108 Cash Balances	\$ 0.00
Cash on hand at 9/30/2018	\$ 0.00
(PI received for 2018/2019 after 9/30/19)	\$ 200.00
Year-end draw (grant and program income)	\$ 104,334.52
<b>Ending balance for 2017/2018</b>	<b>\$ 287,006.20</b>

### **D. Un-programmed Project Funds Calculation**

Amount of funds available during the	
Reporting period	\$ 935,825.07
Income expected but not yet realized**	\$ 0.00
Subtotal	\$
Less total budgeted amount	\$ 935,825.07
Un-programmed Balance	\$ 0.00

\*This amount should reflect any income considered as a resource in the action plan (and any amendments) for the period covered by this report, as well as that identified in prior action. Plans/final statements (including any amendments), that was expected to be received by the end of the reporting period but had not yet been received; e.g. program income. NOTE: Amount shown includes program income.



## **Program Evaluation and Assessment of Goals**

The program has made considerable progress toward meeting its priority annual goals and 5 Year goals. These goals are constantly evaluated to maintain the highest standards possible in providing public benefits. Summaries of Specific Annual Objectives are found in IDIS reports PR03, PR06 and PR23, PR83, PR84 (for CDBG) and PR85 (for HOME), found earlier in this report.

### **Housing**

#### **Accomplishments:**

- ◆ Rehabilitation/reconstruction was underway and/or completed (63 completed and 2 underway at year end) using CDBG and HOME funds private, owner occupied, and residential structures (reconstructions included CDBG minor repair activities 1025 and 1002, major rehabilitation HUD activity 1020 (not completed); HOME HUD activity 1031 completed, and HUD HOME activity 1041 underway with 2 reconstruction projects in the bid process. A total of \$ (includes \$578,562.12 in CDBG/HUD activities and \$161,229.60 in HOME funds) was used in this reporting period for both the rehabilitation/reconstruction and minor repair projects to decrease the substandard housing in the City. All 63 recipients for completed projects were low and moderate-income homeowners (100%), with 24 households (0-30% income), 22 households (31-50%), and 17 households (51-80%).
- ◆ Additionally, as a result of Building Standards Commission (BSC) orders, 11 demolitions of dilapidated, vacant structures were completed by the City (using non-federal, local funds) to eliminate slum and blight influences and/or to provide additional affordable housing opportunities. Another 22 dilapidated structures were repaired or demolished by owners, using private funds, in response to City of Bryan ordinances and BCS actions. An additional 14 dilapidated structures were demolished by owners in response to City communication but prior to BCS action.
- ◆ 7 households received down payment assistance to purchase homes, with CDBG/HOME funds (medium priority) with a goal of assisting 10 households, all HOME funds (Specific demographics in HOME Activities Summaries). Households represented were all low and moderate income with 0 households (0-30% income), 2 household (31-50%), and 5 households (51-80%). HUD activities for HOME were 1037, 1038, 1040 (HOME) and 1039, 1032, 1033, and 1034 CDBG.
- ◆ Other than CHDO support One CHDO project completed resulting in two elderly rental units (HOME activity 1019 (one 0<30 LMI and one 31-50% LMI), no specific goal was outlined in the 2018 Annual Action Plan for financial assistance to developers. However, the 2015-19 Year Consolidated Plans' goal is to provide technical assistance to one developer on a bi-annual basis to encourage new construction of owner occupied homes. Technical assistance was provided several potential developers of affordable housing, including, but not limited to the Elder-Aid, the City of Bryan's CHDO, and the Bryan-College Station Habitat for Humanity affiliate. Community Development staff also assisted Bryan Housing Authority by providing access to homebuyer seminars, and reviewed their 5-Year Plan and Annual Plan for consistency with the City's 5-Year Consolidated Plan.
- ◆ In this period, 3,289 Habitat for Humanity volunteer hours were logged by approximately 3,289 volunteers in the Habitat's ReStore facility and in the construction of 5 affordable housing units (4 in Bryan and 1 in College Station). The City provided technical assistance to Habitat during this period.
- ◆ The City, through the Brazos Valley Coalition for the Homeless, worked with housing agencies and providers to develop a continuum of care plan for the homeless. During the months of October 1, 2018 through September 30, 2019, the Coalition held committee meetings every other month for

committee meetings and held several additional at-large meetings. The City also provided technical assistance to the BVCH Continuum of Care grant applications for new and renewal grant applications. The City assisted Twin City Mission in their renewals for Continuum of Care funds and CDBG funding was made available to TCM by College Station through a request for proposal process with the Bryan – College Station Joint Relief Funding Review Committee process. This award assisted 738 clients through the Mission’s Bridge program.

- ◆ City staff provided technical assistance by offering opportunities for homebuyer counseling through seminars and one-on-one counseling to approximately 20 individuals. The training included information on a variety of topics, to include budgeting, credit counseling, mortgages, and managing finances.
- ◆ The City developed and submitted the 2019 Annual Action Plan, through the E-Con system of IDIS. Numerous public meetings, hearings, consultations, surveys were conducted through the year to support the goals and objectives of the new annual action plan.
- ◆ Provided technical assistance to agencies that provide housing and supportive services to special needs population such as Elder-Aid, MHMR, Twin City Mission, The Haven, Brazos Valley Council of Governments, etc. and through the efforts of the Brazos Valley Homeless Coalition and other identified committees. A new housing coalition was established with several local nonprofits, the cities of Bryan and College Station collaborating to seek additional opportunities to increase affordable housing and maintain housing that needs repairs for primarily low/moderate income households.
- ◆ Reviewed the Bryan Housing Authority’s Annual Plan for consistency with the City’s 5-Year Plan.
- ◆ Provided technical and/or funding assistance to 2 developers of affordable owner and rental housing units (non-profit developers Habitat, ElderAid and 7 other private housing developers).
- ◆ Approximately 67% of all CDBG expenditures were on Housing activities, 14% on PSA activities and 19% on Administration (see Distribution/Expenditure Charts following).
- ◆ Approximately 90% of all HOME expenditures were on affordable housing program activities.
- ◆ The needs of low-income renters with severe cost burdens, involuntarily displaced individuals or persons with accessibility and/or disability limitations are met by the City’s collaborative partners including, but not limited to: Bryan Housing Authority, Twin City Mission, Brazos Valley Council of Governments Section 8, Elder-Aid and MHHR.
- ◆ Worked with internal city departments/committees to coordinate efforts for the Housing Infill and Bryan Home Initiative Programs to create impact on older (low/moderate income areas) neighborhoods including Executive, Planning, Neighborhood Services, Engineering, Transportation Development Services, Public Works, Special Projects, Economic Development, Legal, and Building Inspections. Developed and provided a presentation on the availability and affordability of housing in Bryan to 3 City boards and the City Council.

#### **Next Priorities:**

- ◆ Address Homeless Special Needs Priorities through technical assistance to agencies, providers and developers who address these needs including: homeless, elderly, PHA residents, disabled, HIV/Aids, and substance abuse.
- ◆ Continue to re-evaluate applicant eligibility requirements for housing programs.
- ◆ Continue to re-evaluate housing programs, policies and procedures to determine how better to utilize efficiently available funds in making an impact within the City limits of Bryan to improve housing conditions.
- ◆ Provide funding to a minimum of 23 homeowners to improve housing stock for both minor and major rehabilitation/reconstruction projects including 3 major reconstructions and 20 minor repair projects in the 2019/2020 year.
- ◆ Provide homebuyers counseling and down payment assistance to a minimum of 10 eligible citizens.

- ◆ Provide technical assistance to developer for rental property.
- ◆ Provide for the funding of at least one CHDO project (utilizing 2018 and/or 2019 HOME CHDO set-aside funds).
- ◆ Work with internal city departments to coordinate efforts for the Housing Infill Program for housing, streets, parks, water/sewer, and building inspections to increase housing stock by coordinating infrastructure improvements and lowering fees for impact area projects.
- ◆ Work with and provide technical assistance to the inter-local Brazos County Housing Coalition to encourage affordable housing development and the preservation of existing affordable housing through coordination of rehabilitation and repair resources.
- ◆ Provide technical assistance to the Housing Infill Housing Committee for long-term plan to address housing and social service issues.
- ◆ As opportunities arise, provide for volunteer demolition assistance to remove vacate dilapidated houses.
- ◆ Provide volunteer acquisition opportunities for properties that are located in low and moderate-income areas to encourage redevelopment, if funding available.
- ◆ Provide technical assistance to a minimum of 2 housing developers to encourage housing developments in low/moderate income areas or for low/moderate income individuals/families.
- ◆ Service the City's CDBG and HOME loan portfolios to ensure loans are performing appropriately, with loan proceeds reinvested into affordable housing activities.
- ◆ Provide technical assistance to a minimum of two housing related community committees/coalitions including Brazos County Housing Coalition and Brazos Valley Coalition for the Homeless.
- ◆ Continue to work with other City Departments, City Council, Board Committees and the general public to provide programs within the HUD guidelines as well as the City's strategic plan and City Council initiatives.
- ◆ Assist the Brazos Valley Coalition for the Homeless agencies in their applications for the HUD Continuum of Care Grant and similar federal grants and/or foundations.
- ◆ Provide public hearings and open meetings to continue to re-examine barriers to affordable housing and to evaluate CDBG and HOME programs.
- ◆ Continue to work with organizations, which provide housing and supportive services to special needs populations.
- ◆ As needed, update the 5-Year Consolidated Plan Housing Analysis including housing conditions and Analysis of Impediments.
- ◆ Begin preliminary planning for the next 5 year Consolidated Plan and complete and submit Plan by August 2020 Dept. of HUD statutory submittal deadline.
- ◆ Prepare and administer action steps in a Fair Housing Narrative Statement to complement the City Analysis of Impediments and begin planning of the Affirmatively Further Fair Housing Plan (AFFH).
- ◆ Provide technical assistance to Twin City Mission, Project Unity, and MHMR who provided housing and supportive services to special needs populations including the homeless.
- ◆ Review Bryan Housing Authority's annual plans for consistency with the City's 5-Year Plan.

### **Public Facilities and Code Enforcement**

#### **Accomplishments:**

- ◆ Public Facilities – currently there are not funded public facility projects. Annually a Request for Applications is held. Submitted public facility projects are reviewed, ranked and scored by Community Development's Advisory Committee. Recommendations for award are made by the Committee, which is included in the Annual Action Plan for approval by City Council, before the action plan is submitted to HUD.

- ◆ Code Enforcement (not funded) - During this reporting period (Oct. 1, 2018 - Sept. 30, 2019), activities included approximately 4,803 code enforcement actions were undertaken. Also, 11 demolitions of dilapidated, vacant structures were completed by the City (using non-federal, local funds,) to eliminate slum and blight influences and/or to provide additional affordable housing opportunities. Approximately 22 other dilapidated structures were repaired or demolished by owners, using private funds, in response to City of Bryan ordinances. Community Development works closely with Code Enforcement and Building Standards for assistance to eligible families for housing repairs and/or demolition of vacated abandoned dilapidated properties.

### **Next Priorities:**

- ◆ Continue providing an annual application process for public facility eligible projects.
- ◆ Continue monitoring the Project Unity Community Center, which is located in a low- to moderate-income area, with a defined service boundary area.
- ◆ Continue with providing technical assistance on infrastructure to developers to increase and improve the quality of life in low and moderate-income areas.
- ◆ Provide public hearings and open meetings to continue to re-examine barriers to affordable housing and to evaluate CDBG and HOME programs.
- ◆ Provide public hearings and public meetings to, as needed, update the 5-Year Consolidated Plan and prepare the 2020-24 Consolidated Plan for infrastructure and public facility concerns.
- ◆ Continue providing technical assistance to non-profit agencies that may need public facility improvements to provide needed health and human services in the community.
- ◆ Provide technical assistance to Code Enforcement for repairs and volunteer demolition activities to promote a suitable living environment locally.
- ◆ Continue providing Fair Housing Education and monitoring of impediments to Fair Housing locally.
- ◆ Provide to the public through public meetings, including City Council meetings, information regarding the planning process for CDBG/HOME and availability of funds through application and/or RFP process.

### **Economic Development**

#### **Accomplishments:**

- ◆ The City and other partnering agencies provided workshops, seminars and individual counseling on economic development loan programs and other local economic assistance programs such as the City's Economic Development Office, the Brazos Valley Council of Governments, and the Brazos Valley Small Business Development Center, to assist business owners with business plan development and financing of business expansions and start-ups.
- ◆ The Brazos Valley Small Business Development Center (SBDC) reported the following economic development assistance accomplishments for the Brazos Valley Office: 30 seminars held with hundreds attending; clients counseled – 495; new clients assisted – 211; new business start-ups – 31; jobs created – 147; new capital attracted/generated - \$20,503,831.
- ◆ City staff provided technical assistance to Downtown business owners regarding improvements to their buildings and/or expansion to businesses.
- ◆ Staff coordinated the City's Bank on Brazos Valley program providing a partnership for local financial institutions, Brazos Valley Council of Government, United Way, financial related nonprofits and the City of College Station to provide financial literacy, financial management and low/no-fee bank

accounts to strengthen and encourage financial stability of families. Approximately 15 outreach workshops, seminars and coaching sessions were held in the program year.

- ◆ The City, through its 5-Year Consolidated Plan and Annual Action Plan continues with needs assessments from consultations, public hearings, public meetings, and other available information.

#### **Next Priorities:**

- ◆ Continue with marketing strategy to provide information on economic development activities loan programs.
- ◆ Continue to work with other City Departments to develop strategy for jobs and training for low/moderate income individuals and families to assist in Economic Development.
- ◆ Work with local partners to increase living wages.
- ◆ Provide technical assistance or funding to downtown business owners for the façade program and building improvements program and seek other available resources for downtown business owners (non-grant, general fund support).
- ◆ Continue to train staff by providing Economic Development training through seminars and workshops and provide education and training through Bank on Brazos Valley (non-grant, general fund support).
- ◆ Continue to provide technical assistance to other entities that provide counseling to potential business owners and existing business owners to begin or improve their businesses (City of Bryan Economic Development Office – general fund support).

#### **Public Services**

**Social Service Coordination:** Bryan and College Station, Texas, both entitlement communities, jointly operated the Joint Relief Funding Review Committee whose task it was to review all CDBG public service funding applications for the two cities and provide the respective city councils with recommendations for use of the funds. This activity eliminates duplicated requests and provides a quality review of needs and resources for the larger Bryan-College Station community. Three CDBG application workshops (2 pre-proposal and 1 post-award) were held and several workshops for CDBG recipient’s Board of Directors members during Board meetings throughout the year. The JRFRC is tasked with funding up to 12 agencies annually.

#### **Accomplishments:**

- ◆ In the 2018-2019 program year, provided for funding of a minimum of 5 public service agency programs to increase access to services and providing opportunity through a RFP for submission of proposals for public service agencies.
- ◆ Of the 6 agency programs funded by the City of Bryan a total of approximately \$1,798,637.29 in other private, state and federal funds was reported as leveraged funding.
- ◆ Provided for citizen’s input through 4 public hearings at 2 separate CDAC meetings and 15 other regularly held public meetings of the CDAC (6) and JRFRC (9) – 2 pre-proposal workshops and 7 committee meetings .
- ◆ Provided for the 2019/2020 funding process in collaboration with the City of College Station with a goal of 12 funded programs. Provided funding for 12 programs (all that applied) between Bryan and College Station (1 jointly funded).

**These agencies were funded by the City of Bryan in this reporting period and met the objective category of suitable living environment and outcome category of availability/accessibility.**

Bryan Parks and Recreation Summer Camp Program (interdepartmental funding) – IDIS Activity #1026: \$35,000 budgeted / \$31,730.28 expended, and 480 unduplicated clients served during the program year.

Brazos Valley Rehab Center Counseling and Case Management Program - IDIS Activity #1029: \$5,247.00 budgeted / \$5,247.00 expended, and 215 unduplicated clients served during the program year.

Twin City Mission The Bridge Case Management Assistance Program - IDIS Activity #1027: \$27,000 budgeted / \$27,000 expended, and 738 unduplicated clients served during the program year.

Brazos Valley Food Bank, Together We Grow Program - IDIS Activity #1035: \$21,247.00 budgeted / \$21,247.00 expended, and 23 unduplicated clients served during the program year.

Catholic Charities of Central Texas Financial Stability Program - IDIS Activity #1028: \$5,000 budgeted \$5000.00 expended, and 478 unduplicated clients served during the program year.

Voices for Children CASA Program - IDIS Activity #1036: \$30,000 budgeted / \$30,000.00 expended, and 396 unduplicated clients served during the program year

- ◆ CD staff provided technical assistance to public service agencies by providing 3 workshops (2 pre-proposal and 1 post-award). Also provided Board Orientation Workshops at one Board meeting for each agency. Provided grant-seeking assistance to those agencies as requested.
- ◆ CD staff provided technical assistance to the educational, information and referral, public relations, etc. committees through Project Unity to over 80 non-profits.
- ◆ CD staff provided technical assistance to the Information and Referral Committee, a committee composed of cities, United Way, and several non-profit agencies to revise the information and referral process in the seven county regions.
- ◆ CD staff provided technical assistance to the Community Foundation, by serving on its Grants Committee to allocate funds to local non-profits.
- ◆ The City provided staff assistance to the Joint Relief Funding Review Process, a combined effort by the City of Bryan and College Station to provide a consistent process for local non-profits to apply for public service funding and to continually provide self-evaluation.
- ◆ CD staff provided technical assistance to United Way by Chairing the Community Impact Financial Stability Committee, and Co-Chairing the City's United Way Committee providing information concerning the funding process for United Way agencies to City employees, and by assisting with the City's United Way Employee Campaign.
- ◆ CD staff attended various HUD related training, including the National Community Development Association Regional Conference.

**Next priorities:**

- ◆ Continue with the Joint Relief Funding Review process to ensure compliance with Federal regulations and to improve collaboration and efficiency between both Bryan and College Station and non-profit agencies.
- ◆ Monitor all CDBG sub-recipients for the program year for compliance and to improve collaboration and communications.
- ◆ Provide technical assistance seminars as needed for non-profit agencies as needed.
- ◆ Continue to re-evaluate fund raising and grant writing opportunities with non-profits.
- ◆ Attend Board meetings (one minimum) of funded public service agencies.

- ◆ Continue providing technical assistance to non-profits by serving on committees for health and social service needs.
- ◆ Provide funds and monitoring for the following programs of the Non-Housing Community Development Priorities of Bryan's 2015/2019 Consolidated Plan (Outcome objective codes: suitable living environment, availability/accessibility):

Bryan Parks and Recreation Summer Camp Program (interdepartmental funding) (\$35,000.00) – Provides for eligible expenses (salaries, supplies, equipment, and transportation). Offered in neighborhood parks and provides educational, social, and recreational activities to approximately 625 unduplicated clients. CDBG represents 100% of this activity's budget.

Family Promise of Bryan-College Station (\$27,000.00) - Provides for eligible expenses (case manager). Program provides case management and support services for families following placement of homeless clients. The program will serve an estimated 145 unduplicated clients. CDBG represents approximately 77% of this activity's budget.

Unlimited Potential – Home Base for Transitioning Foster Youth Program (\$9,336.00) (City of College Station providing an addition \$13,664.00 for a total funding of \$23,000.00) - Provides eligible expenses (project coordinator and life skill and marketing materials for youth aging out and young adults that have aged out of the foster care system). The program will serve an estimated 20 unduplicated clients. Combined Bryan and College Station CDBG funding represents approximately 31% of this activity's budget.

Catholic Charities Financial Stability Program (\$16,622.00) – Provides for eligible expenses (rent and utility assistance, referrals, and education). The program assists clients with direct financial stability assistance and case management. The program will serve an estimated 450 unduplicated clients. CDBG represents approximately 12 % of this activity's budget.

Brazos Valley Rehabilitation Center, Counseling and Case Management Program (\$21,000.00) - Provides for eligible expenses (contracted licensed clinical social worker hours to provide treatment, consultation, and referral services to clients). The program will serve an estimated 212 unduplicated clients. CDBG represents approximately 57% of this activity's budget.

Brazos County Health District – Community Access Resources for Equitable Services (\$18,250.00) - Provides for eligible expenses (medical equipment, supplies, and nurse practitioner). This program provides providing testing, family planning, and education to medically indigent persons. The program will serve an estimated 100 unduplicated clients. CDBG represents approximately 52% of this activity's budget.

**Summary:**

Overall, the City of Bryan substantially met or exceeded goals as defined in the 2018 Annual Action Plan within the timeliness as required. At the end of the fiscal year there was a remaining balance of \$287,006.20 in CDBG funds and \$669,203.83 (not including unused program income at yearend of \$10,717.75) in HOME funds. All Public Service Agency goals were met through the City's Joint Relief Funding Review

Committee and local non-profit agency efforts. Housing goals generally met or exceeded expectations for PY2018 (20 minor repairs planned – 62 completed and 1 major reconstructions completed. There were 7 down payment closings with a goal of 10. With a goal of 1 new construction, elderly rental unit (CHDO), 2 were actually completed. Additionally, several more reconstructions were being processed at year-end. There were no Public Facility activities funded with CDBG and no Section 108 projects.

Efforts are made throughout the year to continue to re-evaluate the City's 5-Year Consolidated Plan's goals and objectives as well as the Annual Action Plan by working with local entities, both public and private, to assess the impact of identified needs. In the 2018 program year, while preparing the 2019 Annual Action Plan, all housing data was reviewed and updated, including fair housing; public service needs assessments were updated, public hearings and public meetings were held in conjunction with the Community Development Advisory Committee (CDAC), and Joint Relief Funding Review Committee (JRFRC). City staff meets quarterly with Project Unity, a local non-profit with approximately 80 members from community service providers as part of this process. City staff, through the CDAC board, offers public meetings as part of its Citizen's Participation Plan.



Annual HOME Program Performance Report  
Program Year 2018

A. Overview

The City of Bryan received \$343,707.00 in HOME funds in 2018 to support housing activities as identified in the 2015-2019 Consolidated Plan and 2018 action plan and \$115,617.15 in program income and recaptured funds. The chart attached indicates housing loan status.

HOME funds Available: remaining from the prior program year (after payables drawn after year-end) \$592,118.07 + 2909.07 prior year program income and the 2018 funds \$343,707.00 were as broken out as follows: CHDO funds 2016 (\$40,907.55) and CHDO 2017 (\$37,528.35) and CHDO 2018 \$51,556.05; Housing Assistance 2014, (\$26,980.03, 2015 (\$19,358.64), 2016 (\$123,346.82) and 2017 (\$108,832.25 + 2017 administrative transfer 7,681.99). Down Payment Assistance remaining funds 2015 (\$53,672.94), 2016 (\$85,000.00) and 2017 (\$78,809.50) current funds and 2018 179,780.25. Administrative Funds \$34,370.70. A total of \$615,900.83 in grant funds, both prior years and 2017 year, were available. In addition, prior year program income (\$2909.77) and 2018 program income (\$110, 6176.15 PI and \$5,000 recaptured funds) was available for a total of \$1,054,351.99.

Program year 2018 HOME funds spent: \$307,148.16 expended for HOME projects and Administrative costs in the following amounts: 2015 Home Buyer's Assistance \$30,944.68 (\$11,955.72 grant + \$18,988.96 pi); CHDO funds expended 2016 (\$40,907.55) and CHDO 2017 (\$37,528.35) + \$10,000 2015 Housing funds on the CHDO; 2018 HOME Administrative funds spent were \$26,537.98 with remaining funds of \$7,832.72 transferred to 2018 Housing Assistance Program. The 2014 Housing Assistance funds spent was \$26,980.03 (HUD Activity 1031). The 2015 Housing Assistance Program funds spent was \$19,358.64 and \$5,000 recaptured funds and \$88,895.57 current program and 42,909.77 prior year program income (HUD Activity 1031), with remaining funds of \$41,717.22. The 2016 Housing Assistance Program funds spent were \$15,352.97 leaving a balance of \$107,993.85 remaining. No 2017 Funds spent and The 2017 Housing and remaining balance is \$116,514.24. 3 down payment assistance had closings and were completed at year-end. There were two major reconstruction activities during the year (HUD activity 1031) and HUD activity 1041, with one completed at year-end. Two reconstruction projects were underway with one out to bid and one approved at year-end. Total expenditures, including program income (prior year program income and current year program income) was \$307,148.16 with an ending balance of \$669,203.83 + recaptured and program income of \$10,717.75 totaling \$679,921.58 balance. For more detail, see Summary of Activities – Grantee Performance.

B. Match Requirements

The City of Bryan is not required to provide a local match for HOME expenditures associated with the 2018 program year. The City was also granted a 100% match waiver in previous years. While HOME match is not required, the City ensures continued affordability and local participation through a variety of means, including: waivers of building permit fees on CDBG and HOME funded projects, general fund match for program delivery, sweat equity for CHDO or rehabilitation housing projects, direct homebuyer counseling provided by City funded staff and down payment and closing cost assistance to HOME eligible participants using City funds.

C. Affirmative Marketing

No Community Development Block Grant Funds or HOME funds were used for rehabilitation of multi-family rental projects this past year. The Community Development Services Department provides technical support for private developers who provide rental rehabilitation for either multi-housing or single family units. Owners of rental properties are provided with the names and phone numbers of program contacts at

the Brazos Valley Council of Governments, the local administrator of Section-8 Housing vouchers and certificates, to market to qualifying tenants. In addition, when potential tenants contact the Community Development Office, they are provided with names and phone numbers of rental rehabilitation assistance providers and property owners.

During the 2018 program year, considerable staff effort continued with marketing of the homebuyer's program. Staff works with local mortgage lenders, real estate agents, title companies and other housing agencies to provide program information and requirements. Staff also participated in various public events and housing fairs and spoke to a number of employee groups about CDBG and HOME funded housing programs. Staff supported efforts by the Brazos Valley Council of Governments (BVCOG) and Brazos Valley Affordable Housing Corporation (BVAHC) programs to provide down payment assistance. Staff provides extensive homebuyer counseling to homebuyer applicants and refers clients to Texas A&M University's AgriLife Extension Service for online homebuyer education and certification. Detailed information on homebuyer demographics is found in the HOME Activities Summaries.

Community Development Staff continues to provide information to other city departments concerning housing and related service programs available community wide to low and moderate-income citizens. Results have been increased referrals through this marketing.

#### D. Minority Outreach

Community Development staff, through their minority outreach marketing plan, reached out to and promoted participation in Bryan's programs by minority, female, and historically underutilized businesses:

- All projects over \$15,000 are advertised through the Bryan-College Station Eagle, a daily newspaper, and project plans are made available to all contractors through the Contractor's Bid Room and City of Bryan's Purchasing Department website.
- All contractors listed in the yellow pages of the local phone directory under general and remodeling contractors, have been contacted by staff and invited to pick up bid packages and contractor qualification documents.
- Per City policy, on all purchases exceeding \$3,000, a minority contractor is contacted and invited to bid the item or service. The City's purchasing Department maintains a list of HUBs for this purpose.
- Staff participates in the local homebuilders and purchasing associations, providing information about contracting opportunities with the City.

**C. HOME Activities Summaries– Grantee Performance Report**

**2018 HOME Program**

**Activity Name and Description:**

**HOME OWNER REHABILITATION ASSISTANCE/RECONSTRUCTIONS**

Homes occupied by low-income owners (80% and less of median income) are improved to meet City Building Code requirements and Section 8 Housing Quality Standards. Improvements include, but are not limited to, plumbing, electrical, and structural work. Projects are completed within 18 months. Funds may be used to provide owner-occupants of dilapidated housing with technical assistance and/or closing costs when they are eligible for and able to obtain private market financing for home repair or construction of replacement housing. Funds will also be used to provide for clearance and onsite reconstruction of owner occupied single-family dwellings, which are dilapidated and cannot be cost effectively rehabilitated. Funds will also be used to support staffing and operational cost of this program.

**Activity Name and Description:**

**HOMEBUYERS ASSISTANCE**

This program provides eligible homebuyers (80% and less of median income) with deferred loans for down-payment and/or closing costs. A maximum of \$7,500 in assistance will be made available for each household for down payment assistance. Additional amounts may be provided to clients who are eligible for down payment assistance in areas where a private developer has an agreement with the City to provide additional down payment assistance funds for new homes built by the developer. Expected completion is 12 months.

- **Activity: 2015 Down Payment Assistance**

**Date Initiated Fund: 10/1/2015**

**National Objective: Provide Housing for Low and Moderate Income Families**

**Activity Code: UNDERWAY**

Accomplishments/Status: Homebuyers (HUD) activities- no funded activities with 2015 funds due to a balance remaining in prior year's funds. Staff works to qualify eligible households and provides counseling on home buying to potential clients. Demographics include HUD activity 1037 (1220 Henderson) 43% LMI, NH Black, 1038 (1007 Misty Court, 51% White/Hispanic and 1040 (1513 Water Oaks Street, 37% LMI White/Hispanic.

**Budgeted: \$53,672.94 + \$18,988.96 PI**

**Expended: \$30,944.68 (\$11,955.72 en + \$18,988.96 PI)**

**Balance: \$0.00 Remaining funds transferred to housing \$41,717.22 to HUD Activity 1041**

- **Activity: 2016 Down Payment Assistance**

**Date Initiated Fund: 10/1/2015**

**National Objective: Provide Housing for Low and Moderate Income Families**

**Activity Code: UNDERWAY**

Accomplishments/Status: Homebuyers (HUD) activities- no funded activities with 2015 funds due to a balance remaining in prior year's funds. Staff works to qualify eligible households and provides counseling on home buying to potential clients.

**Budgeted: \$85,000.00**

**Expended: \$ 0.00**

**Balance: \$85,000.00**

- Activity: 2017 Down Payment Assistance**  
**Date Initiated Fund: 10/1/2017**  
**National Objective: Provide Housing for Low and Moderate Income Families**  
**Activity Code: UNDERWAY**  
 Accomplishments/Status: Homebuyers (HUD) activities- no funded activities with 2015 funds due to a balance remaining in prior year's funds. Staff works to qualify eligible households and provides counseling on home buying to potential clients. Demographics include HUD activity

**Budgeted: \$78,809.50**  
**Expended: \$ 0.00**  
**Balance: \$78,809.50**

**Date Initiated Fund: 10/1/2018**

- National Objective: Provide Housing for Low and Moderate Income Families**  
**Activity Code: UNDERWAY**  
 Accomplishments/Status: Homebuyers (HUD) activities- no funded activities with 2015 funds due to a balance remaining in prior year's funds. Staff works to qualify eligible households and provides counseling on home buying to potential clients. Demographics include HUD activity

**Budgeted: \$78,000.00**  
**Expended: \$ 0.00**  
**Balance: \$78,000.00**

**COMMUNITY HOUSING DEVELOPMENT ORGANIZATION:** Funds will be made available to certified Community Housing Development Organizations (CHDO) for the development, rehabilitation or acquisition of affordable housing units. Elder-Aid is a non-profit organization that have applied for and received CHDO status.

- Expend Activity: 2016 CHDO**  
**National objective: Provide housing for Low and Moderate-income families.**  
**Activity Code: OPEN**  
 This project addresses items 1-5 of the Affordable Housing Plan of Bryan's Consolidated Plan with eligible CHDO has targeted. To fund CHDO(s) for eligible operating costs including, but not limited to training for lead base paint certification. CHDO will provide low-income housing activities including rehabilitation and/or new construction. A request for proposal was made available in the 2017/2018 year utilizing 2016 and 2017 CHDO funds and awarded to Elder-Aid for both year's CHDO funds (HUD activity 1019). This project was completed in the 2018/2019 year, HUD activity 1019, 719 Fairview, (47% LMI) White/H and 1003 Hudson (25% LMI and NH Black household).

**Budgeted: \$40,907.55 + \$10,000.00 (2015 Housing Assistance Funds)**  
**Expended: \$40,907.55 + \$10,000.00 (2015 Housing Assistance Funds)**  
**Balance: \$ 0.00**

- Expend Activity: 2017 CHDO**  
**National objective: Provide housing for Low and Moderate-income families.**  
**Activity Code: OPEN**  
 This project addresses items 1-5 of the Affordable Housing Plan of Bryan's Consolidated Plan with eligible CHDO has targeted. To fund CHDO(s) for eligible operating costs including, but not

limited to training for lead base paint certification. CHDO will provide low-income housing activities including rehabilitation and/or new construction. A request for proposal was made available in the 2017/2018 year utilizing 2016 and 2017 CHDO funds and awarded to Elder-Aid for both year's CHDO funds (HUD activity 1019). This project was completed 2018/2019 year, HUD activity 1019, at 1003 Hudson, (25% LMI Black Non/Hispanic).

**Budgeted:** \$ 37,528.35  
**Expended:** \$ 37,528.35  
**Balance:** \$ 0.00

- **Expend Activity: 2018 CHDO**  
**National objective: Provide housing for Low and Moderate-income families.**  
**Activity Code: OPEN**

This project addresses items 1-5 of the Affordable Housing Plan of Bryan's Consolidated Plan with eligible CHDO has targeted. To fund CHDO(s) for eligible operating costs including, but not limited to training for lead base paint certification. CHDO will provide low-income housing activities including rehabilitation and/or new construction. A request for proposal will be made available in the next program years (TBD).

**Budgeted:** \$ 51,556.05  
**Expended:** \$ 0.00  
**Balance:** \$ 51,556.05

**Activity Name and Description:**

**HOUSING ASSISTANCE PROGRAMS: HOME OWNER REHABILITATION ASSISTANCE/RECONSTRUCTIONS, and HOUSING DEVELOPMENTS**

Homes occupied by low-income owners (80% and less of median income) are improved to meet City Building Code requirements and Section 8 Housing Quality Standards. Improvements include, but are not limited to, plumbing, electrical, and structural work. Projects are completed within 18 months. Funds may be used to provide owner-occupants of dilapidated housing with technical assistance and/or closing costs when they are eligible for and able to obtain private market financing for home repair or construction of replacement housing. Funds will also be used to provide for clearance and onsite reconstruction of owner occupied single-family dwellings, which are so dilapidated that they cannot be cost effectively rehabilitated. Funds will also be used to support staffing and operational cost of this program. Funds are also used to assist private and nonprofit housing developers to provide new construction for owner occupied homes or for rental property for low and moderate income households.

- **Activity #: 2014 HOME - Home Owner Assistance**  
**Date initiated funded: 10/1/2014**  
**National Objective: Provide Housing for Low and Moderate Income Families**  
**Projects are: UNDERWAY**

Accomplishments/Status: Staff continually reviews applications for eligible homeowner rehabilitation/reconstruction assistance through-out the year, as well as issue Request for Proposals for housing developments as funding allows. Funds have been fully allocated to HUD activity 1031 complete at year-end (1408 E. 25<sup>th</sup> Street) with household LMI 30-50%. Additional funding reported under 2015 and 2016 Housing Assistance funds.

**Budgeted:** \$ 26,980.03

**Expended:** \$ 26,980.03  
**Balance:** \$ 0.00

- **Activity #: 2015 HOME - Home Owner Assistance**  
**Date initiated funded: 10/1/2015**  
**National Objective: Provide Housing for Low and Moderate Income Families**  
**Projects are: UNDERWAY**  
Accomplishments/Status: Staff continually reviews applications for eligible homeowner rehabilitation/reconstruction assistance throughout the year, as well as issue Request for Proposals for housing developments as funding allows. HUD activity 1031, 1408 E. 25th Street (also reported under 2014 and 2016 funds was completed (32% LMI and Black/Non-Hispanic).  
**Budgeted: \$19,358.64**  
**Expended: \$19,358.64**  
**Balance: \$ 0.00**
  
- **Activity #: 2016 HOME - Home Owner Assistance**  
**Date initiated funded: 10/1/2016**  
**National Objective: Provide Housing for Low and Moderate Income Families**  
**Projects are: UNDERWAY**  
Accomplishments/Status: Staff continually reviews applications for eligible homeowner rehabilitation/reconstruction assistance throughout the year, as well as issue Request for Proposals for housing developments as funding allows. At year-end, one project was set for Council approval. HUD activity 1031 (also reported under 2014 and 2016 funds was completed (32% LMI and Black/Non-Hispanic). HUD activity 1041 (CDRP12 located at 1110 E. 21<sup>st</sup> Street) was underway but not completed at year-end ( ).  
  
**Budgeted: \$ 123,346.82**  
**Expended: 15,352.97**  
**Balance: \$ 107,993.85** (these funds obligated to CDRP12 reconstruction HUD activity 1041 to be completed in 2018/2019 program year.
  
- **Activity #: 2017 HOME - Home Owner Assistance**  
**Date initiated funded: 10/1/2017**  
**National Objective: Provide Housing for Low and Moderate Income Families**  
**Projects are: UNDERWAY**  
Accomplishments/Status: Staff continually reviews applications for eligible homeowner rehabilitation/reconstruction assistance throughout the year, as well as issue Request for Proposals for housing developments as funding allows. Partial funding for HUD activity 1041 for \$107,993.85  
**Budgeted: \$ 108,832.25**  
**Expended: \$ 00.00**  
**Balance: \$108,832.25 + \$7,681.99** (transfer from 2017 adm.)
  
- **Activity #: 2018 HOME - Home Owner Assistance**  
**Date initiated funded: 10/1/2018**  
**National Objective: Provide Housing for Low and Moderate Income Families**  
**Projects are: UNDERWAY**

Accomplishments/Status: Staff continually reviews applications for eligible homeowner rehabilitation/reconstruction assistance throughout the year, as well as issue Request for Proposals for housing developments as funding allows. At year-end, two projects was set for Council approval.

**Budgeted: \$ 179,780.25**

**Expended: \$ 00.00**

**Balance: \$179,780.25+ \$7,832.72 (transfer from 2018 adm.)**

**Activity Name and Description:**

**ADMINISTRATION**

This activity provides staff and related costs needed to carry out HOME activities.

These activities include the application process, project development and Implementation, monitoring of project progress, labor standards compliance Activities, fiscal management, preparation of environmental reviews, and any Other program administration necessary to achieve the City's HOME program goals and objectives.

- **Activity: 18-Administration**

**Date initiated fund: 10/01/2016**

**Activity code: COMPLETE**

Accomplishments/status: Funds were used for staff support of HOME eligible activities.

The funded administrative activity is HUD activity

**Budgeted: \$34,707.00**

**Expended: \$26,537.98 Remaining balance transferred to 2018 Housing \$7,832.72**

**Balance: \$ 0.00**

## Remaining HOME Balances

Project/Activity	Prior Year Balances Before Expenditures	\$343,707.00 - current year grant (2018), before expenditures	Unused PI and RF prior year	PI Current Year Used	Actual Expenditures (includes payables and used program income)	HUD NO	Balance
<b>Down Payment Assistance</b>							
Down Payment Assistance 2015 (balance transferred to HA 2015 \$41,717.22	\$53,672.94			\$18,988.96	\$11,955.72	1037,1038, 1040	\$0.00
Down Payment Assistance 2016	\$85,000.00						\$85,000.00
Down Payment Assistance 2017	<b>\$78,809.50</b>						\$78,809.50
Down Payment Assistance 2018		\$78,000.00					<b>\$78,000.00</b>
<b>CHDO</b>							
CHDO 2016	\$40,907.55				40,907.55 + \$10,000 en 2015	1019	\$0.00
CHDO 2017		\$37,528.35			\$37,528.35	1019	\$0.00
CHDO 2018		\$51,556.05					\$51,556.05
<b>HOUSING ASSISTANCE</b>							
HOME Housing Assistance 2014	\$26,980.03				\$26,908.03	HUD 1031	\$0.00
HOME Housing Assistance 2015 + \$41,717.22 from DPA - \$10,00 to CHDO	\$19,358.64		\$2909.07	\$5,000 RF, \$88,895.57 PI	\$19,358.64 en 2015 \$5,999.99 RF \$88,895.57 PI \$2,909.77 Prior PI	HUD 1031	\$41,717.22
HOME Housing Assistance 2016	\$123,346.82			0.00 \$2,732.62	\$15,352.97 en 2016 \$2,732.62 pi	HUD 1031 HUD 1041	\$107,993.85
HOME Housing Assistance 2017	\$116,514.24				\$0.00		\$116,514.24
HOME Housing Assistance 2018 + 47,832.72 Form 2018 Adm.		179,780.25					\$179,780.25 + \$7,832.72 from Adm.
Administrative – 2018 balance \$7,832.72 transferred to HA 2018	\$25,018.90	\$34,370.70			\$26,537.98	HUD 1030	0.00
<b>Total Available funds Prior Year, Available unused PI and RF, Current Year grant and PI, expenditures and ending balance</b>	<b>\$592,118.07</b>	<b>5343,707.00</b>	<b>\$2,909.77</b>	<b>\$5,000 RF + \$110,617.15</b>	<b>\$307,148.16</b>		<b>\$669,203.83</b>
<b>Unexpended program income</b>						\$3,217.75 PI \$7,500.00 Recaptured Funds=\$10,717.75	
<b>Balance of en and unused PI</b>							<b>\$679,921.58</b>



**Financial Summary – HOME GPR**

Financial Summary Grantee Performance Report HOME Entitlement Program	U.S. Department of Housing and Urban Development Office of Community Planning & Development
---	--

1.Name of Grantee City of Bryan	2.Grant Number M 18 MC 480229	3.Report period From: 10/1/2018-9/30/2019
------------------------------------	----------------------------------	--

Part I: Summary of HOME Resources		
Unexpended HOME Funds at end of previous		
1. period		\$ 592,118.07
2. Entitlement Grant from HOME Grant		343,707.00
3. Program Income*		<u>129,244.67</u>
4. Total HOME Funds available for use during this report period		\$ 1,054,351.99

Part II: Summary of HOME Expenditures		
5. Total expended for HOME activities		\$ 280,610.18
6. Total expended for Planning & Administration		<u>\$ 26,537.98</u>
7. Total expenditures (line 5 plus line 6)		\$ 307,148.16
		\$ 669,203.83
8. Unexpended balance (line 4 minus line 7) grant only		<u>10,717.75</u>
Unused program income and recaptured funds		679,921.58
Total Unexpended balance		

**\*Program Income Used for 2018/2019 program year:**  
 \$ 2,909.77 Unused program income from 17/18 used 18/19 program year  
 \$110,617.15 Current year program income used  
\$ 5,000.00 Current year recaptured funds used  
 \$118,526.92

**Program Income Received but not used at year end:**  
 \$ 3,217.75 Program income  
7,500.00 Recaptured funds  
 \$10,717.75 Total Available for next program yr. 19/20

Revolving Loan Charts

**HOME Loans Reported in CAPER/IDIS**

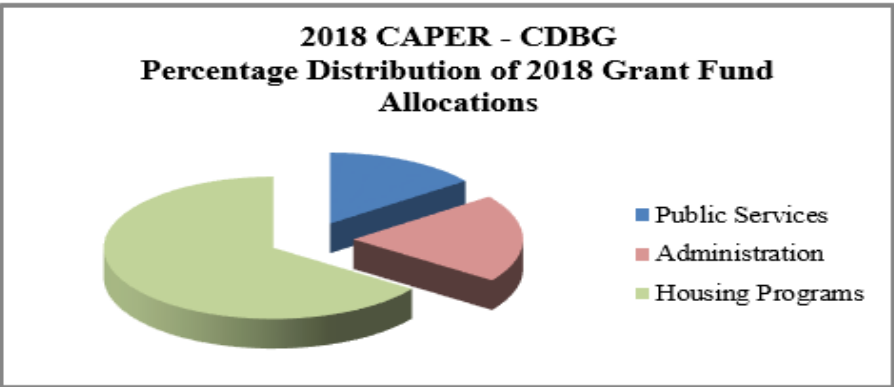
<b>Loan #</b>	<b>APR</b>	<b>Principal Original</b>	<b>Terms</b>	<b>Type of Loan</b>	<b>Beginning Balance 10/1/2018</b>	<b>Interest</b>	<b>Principal</b>	<b>Ending Balance 9/30/2019</b>
13536	3%	\$40,000.00	12/1-12/31	HOME	19,744.86	548.92	2,679.08	17,059.08
13526	3%	\$30,000.00	5/03-7/23	HOME	9,114.23	245.75	1,792.25	7,317.50
13659	3%	\$29,366.67	5/04-5/24	HOME	8,824.44	238.21	1,716.23	7,103.92
13527	3%	\$29,080.17	4/04-5/24	HOME	9,468.60	257.45	1,696.11	7,768.25
13658	3%	\$38,411.66	8/04-8/24	HOME	14,535.07	384.42	4,040.58	10,484.39
13540	3%	\$38,406.54	8/04-8/24	HOME	14,098.28	467.89	2,777.36	11,455.58
13529	3%	\$37,046.55	8/05-9/25	HOME	15,705.81	438.49	2,027.03	13,673.71
13660	3%	\$44,296.70	3/06-4/26	HOME	23,947.78	659.25	3,585.75	20,353.07
13662	3%	\$38,460.00	3/06-4/26	HOME	17,079.93	408.13	1,423.81	15,881.86
13538	3%	\$42,135.00	1/06-2/26	HOME	17,788.08	546.32	2,251.98	15,478.67
13539	3%	\$40,950.55	1/06-2/26	HOME	12,727.74	166.26	1,366.74	11,540.35
13530	3%	\$46,921.30	3/06-4/26	HOME	21,289.72	597.36	2,525.38	18,758.03
13531	3%	\$40,840.00	5/08-6/28	HOME	23,127.50	715.14	2,026.02	21,038.46
13532	3%	\$41,050.50	5/08-6/28	HOME	23,616.58	667.28	2,512.12	21,098.18
13583	3%	\$50,806.11	5/08-6/38	HOME	45,400.72	-	303.00	45,097.72
13533	0%	\$40,156.50	1/11-8/41	HOME	13,269.36	-	5,500.00	7,269.36
13517	0%	\$35,930.00	3/12-3/42	HOME	33,925.00	-	99.00	33,826.00
13557	0%	\$65,804.00	5/13-5/33	HOME	42,140.44	-	42,140.44	-
13664	3%	\$69,951.00	4/13-4/38	HOME	57,533.53	1,675.35	2,284.65	55,245.17
13675	0%	\$62,307.00	8/15-8/45	HOME	55,729.96	-	2,076.96	53,653.00
13686	3%	\$121,795.15	11/15-11/45	HOME	114,169.47	3,347.05	2,865.90	111,296.41
13704	0%	\$95,093.32	8/16-8/46	HOME	88,224.57	-	3,433.95	85,054.77
13705	0%	\$99,386.22	8/16-8/41	HOME	90,286.22	-	4,200.00	86,086.22
13731	0%	\$106,863.32	9/17-9/47	HOME	103,002.32	-	3,564.00	99,438.32
13732	0%	\$50,645.79	9/17-9/52	HOME	49,023.79	-	1,461.75	47,562.04
13759	0%	\$63,737.62	2/18-1/48	HOME	62,321.22	-	2,121.54	60,199.68
<b>Total</b>		<b>\$1,399,441.67</b>			<b>986,095.22</b>	<b>11,363.27</b>	<b>102,471.63</b>	<b>883,739.74</b>

### CDBG Housing Loans Reported in CAPER/IDIS

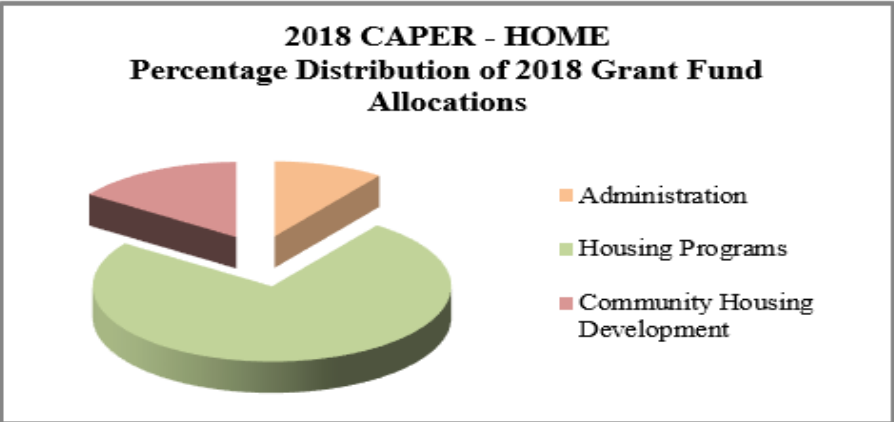
<b>Loan</b>	<b>APR</b>	<b>Principal Original</b>	<b>Terms</b>	<b>Type of Loan</b>	<b>Interest</b>	<b>Principal</b>	<b>Ending Balance</b>
13655	3%	\$27,240.00	9/09-7/39	CDBG Housing Loan	549.61	713.74	19,860.74
13535	2%	\$33,970.00	10/10-6/30	CDBG Housing Loan	485.07	1,242.69	23,835.50
13503	0%	\$44,553.00	3/12-3/42	CDBG Housing Loan	-	2,240.00	28,702.47
13509	3%	\$25,000.00	12/12-12/27	CDBG Housing Loan	475.50	1,596.30	15,168.00
13553	0%	\$68,924.00	4/13-4/43	CDBG Housing Loan	-	1,000.00	57,458.54
13657	2%	\$107,197.00	7/14-7/44	CDBG Housing Loan	1,222.45	1,577.55	98,825.26
13610	0%	\$56,920.00	8/14- 8/44	CDBG Housing Loan	-	1,897.32	47,117.18
13618	0%	\$66,182.00	9/14-9/44	CDBG Housing Loan	-	2,220.00	54,891.28
13733	0%	\$9,500.00	4/16-4/21	CDBG Housing Loan	408.84	2,013.36	3,059.04
13706	0%	\$92,817.01	8/16-8/41	CDBG Housing Loan	-	3,717.07	81,049.70
13756	0%	\$74,006.79	1/18-12/47	CDBG Housing Loan	-	2,152.41	70,304.96
13809	0%	\$166,410.23	7/19-6/49	CDBG Housing Loan	-	1,386.75	165,023.48
<b>Total</b>		<b>\$772,720.03</b>			<b>3,141.47</b>	<b>21,757.19</b>	<b>665,296.15</b>

**2018 CAPER Fund Distribution Charts**

<b>CDBG Activities</b>	<b>Percentage Distribution</b>
Public Services	15%
Administration	20%
Housing Programs	65%
	<u>100%</u>

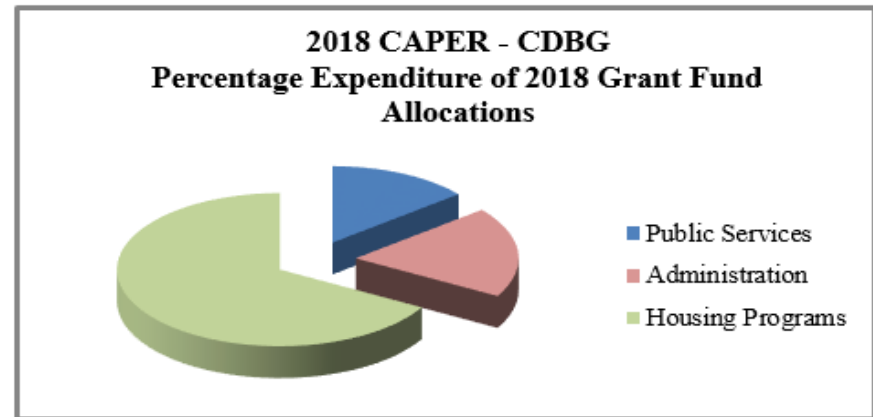


<b>HOME Activities</b>	<b>Percentage Distribution</b>
Administration	10%
Housing Programs	75%
Community Housing Development	15%
	<u>100%</u>

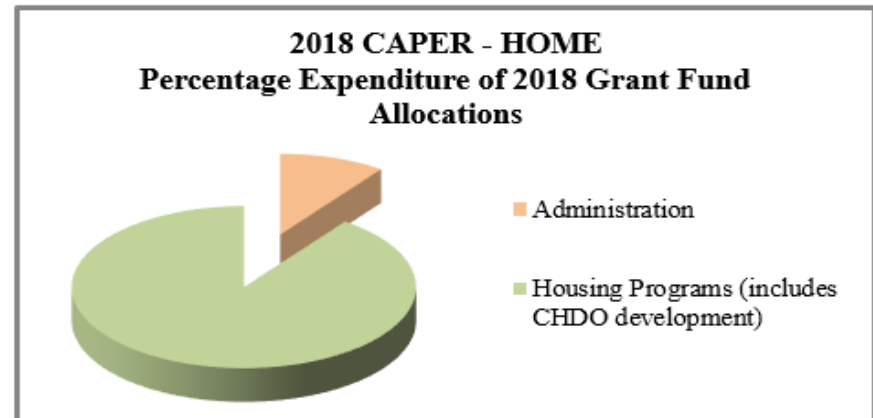


### 2018 CAPER Fund Expenditure Charts

<b>CDBG Activities</b>	Percentage Expenditure
Public Services	14%
Administration	19%
Housing Programs	67%
	100%



<b>HOME Activities</b>	Percentage Expenditure
Administration	10%
Housing Programs (includes CHDO development)	90%
	100%



## Performance Measures

### Performance Measurement System - 2018 CAPER

**Grantee:** City of Bryan

Please select one of the following:

\_\_\_\_\_ The community is not using a local performance measurement system and does not intend to develop such a system.

\_\_\_\_\_ The community is not using a local performance measurement system, but intends to develop and implement such a system that includes some/all of the criteria listed below by \_\_\_\_\_ (*date*).

  **X**   The community is currently using a local performance measurement system. If yes, please check off the following items that are included in your performance measurement system and attach either a description of your system or a report from the system.

x Long-term (multi-year) goals/objectives

x Short-term (annual) goals/objectives

x Expected units of accomplishment upon completion of project/activity

x Actual units of accomplishment upon completion of project/activity

x Expected units of accomplishment during each program year of the project/activity

x Actual units of accomplishment during each program year of the project/activity

\_\_\_ Aggregation of actual units of program year accomplishments to short-term and long-term numeric goals/objectives

\_\_\_ Outputs resulting from HUD funding are shown separately

x One or more proposed outcome(s)

If so, which indicator is used? -See attached-

x One or more actual outcome(s)

If so, which indicator is used? -See attached-

*Please see Notice CPD-03-09 for more information.*

## **Mission Statement**

It shall be the mission of the Community Development Services Department of the City of Bryan to receive and administer Community Development Block Grant (CDBG) funds, Home Investment Partnership program (HOME) funds in accordance with guidelines published by the U. S. Department of Housing and Urban Development, and other appropriate funding sources for the benefit of the citizens of the City of Bryan to:

- Facilitate the development and preservation of affordable housing
- Encourage fair housing
- Promote neighborhood integrity and eliminate blighting influences
- Assist in providing public services and facilities for low and moderate income citizens, and
- Create economic opportunities in the community

## **Strategic Initiatives**

1. Expand the supply of decent, safe and affordable housing.
2. Reduce the isolation of income groups by decentralizing housing opportunities and expand home ownership.
3. Address needs of homeless through housing and supportive services by providing access to eligible programs.
4. Address special needs populations through housing and supportive services by providing access to eligible services.
5. Increase access to public services and public facilities as defined by HUD.
6. Increase economic development by providing eligible loan programs or access to services for low to moderate income individuals.
7. Increase economic development by providing eligible loan programs to eliminate slum/blight.

## **Fiscal Year 2018-19 Accomplishments**

1. Provided homebuyer counseling and down payment assistance to 7 eligible citizens using federal grant money with additional projects underway at year's end.
2. Provided technical assistance to 7 different private developers (5 for-profit and 2 non-profit) of affordable housing by new construction and rehabilitation activities.
3. Provide technical assistance through code enforcement actions resulting in approximately 4,803 cases to address clean up, and/or elimination of spot slum/blight.
4. Provided funding to 5 public service agency programs and technical assistance to approximately 10 agencies/programs to increase access to services.
5. Provided housing assistance to 62 completed minor repair projects to address deficiencies and improve housing stock for low-income homeowners.
6. Provided housing assistance through major rehabilitation/reconstruction with 1 projects competed and other units in various stages of progress as of the publication of this report.
7. Coordinated with and provided HOME Community Housing Development Organization (CHDO) set-aside funding and other available HOME funding for the construction of 2 affordable, senior housing units in partnership with ElderAid, a city certified city CHDO.
8. Provided for citizen input through 4 public hearings at 2 separate advisory committee meetings and held another 13 public meetings in conjunction with both the Community Development Advisory Committee and the Joint Relief Funding Review Committee.
9. Provided FHEO information at 20 unique events or outreach efforts, to include: advisory

- committee meetings and public hearings; on internet, tv, and radio outreach; internet/webpage PSAs; public hearings; online surveys; and other city and non-profit informational functions.
10. Staff served on and provided technical assistance to multiple other (non-PSA funded) agencies in advancement of the city's community development goals and objectives.
  11. Developed the 2019 Annual Action Plan.

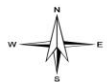
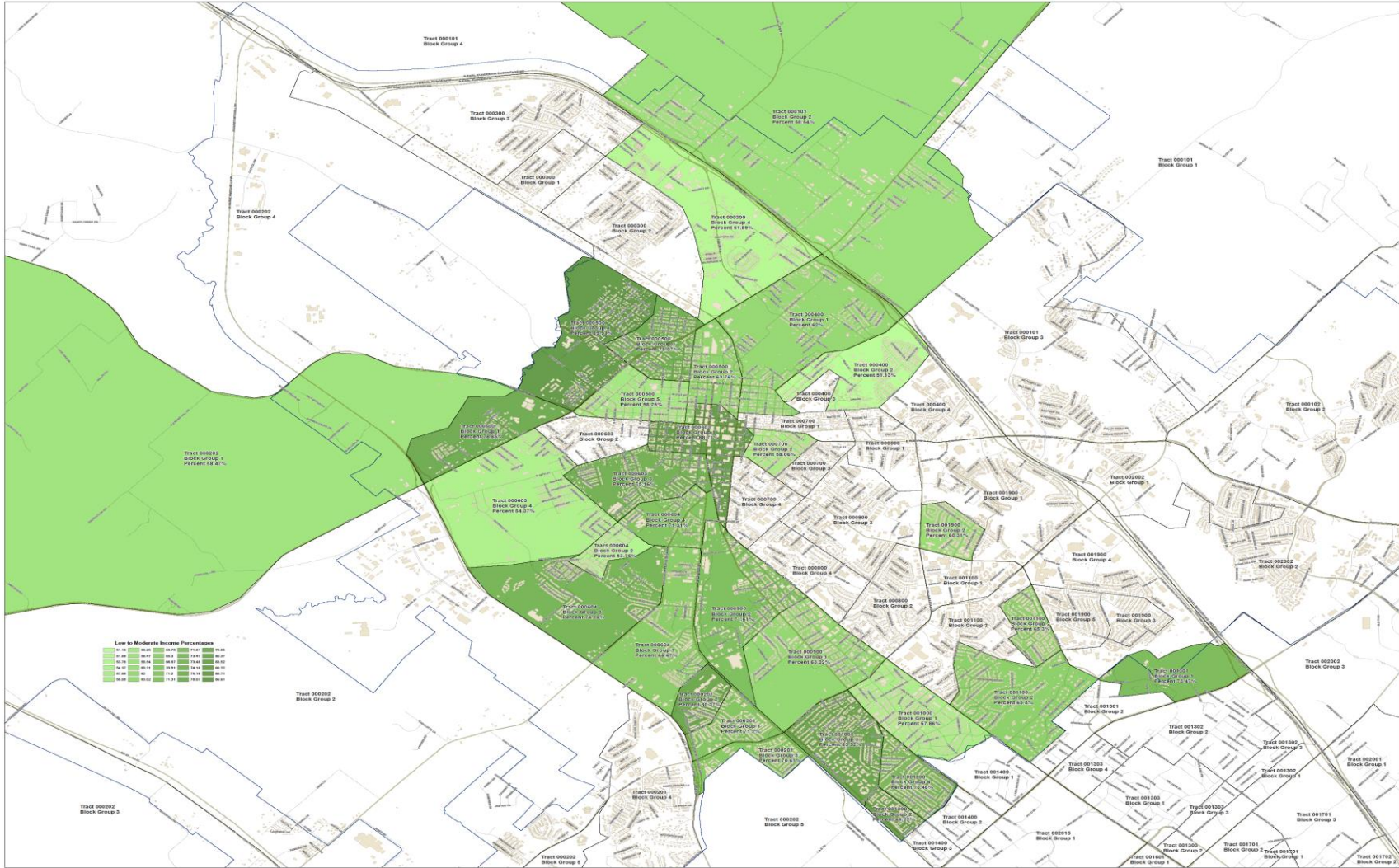
### **Fiscal Year 2019-20 Goals and Objectives**

1. Provide funding to a minimum of 23 homeowners to improve housing stock for both minor and major rehabilitation/reconstruction projects.
2. Provide 15% of CDBG funding and technical assistance to 6 public service agencies to increase access to services.
3. Provide homebuyers counseling and down payment assistance to a minimum of 10 eligible citizens.
4. Provide technical assistance and funding to at least 1 developer of affordable rental property.
5. Initiate the development of at least 1 single-family property, to include funding for property acquisitions and infrastructure in support of an affordable homeownership housing development.
6. Provide for the funding of at least one CHDO project using PY2019/20 and previously unallocated HOME grant allocations.
7. Work with internal city departments to coordinate efforts in Bryan's infill areas for housing, streets, parks, water/sewer, and building inspections to increase housing stock by coordinating infrastructure improvements and lowering fees for impact area projects, provide information on the planning and funding process for CDBG/HOME funds.
8. Work with and provide technical assistance to the Brazos County Housing Repair Coalition and internal city housing departments to encourage affordable housing development and the preservation of existing affordable housing through coordination of rehabilitation and repair resources.
9. Provide technical assistance and partner with Community Strong Network model for Bryan's infill areas for long term planning to address housing and social service issues.
10. Provide volunteer demolition opportunities and complete 3 demolitions to remove vacate dilapidated houses.
11. Provide technical assistance to a minimum of 3 housing developers to encourage housing developments in low/moderate income areas or for low/moderate income individuals/families.
12. Service the City's CDBG and HOME loan portfolios to ensure loans are performing appropriately, with loan proceeds reinvested into affordable housing activities.
13. Provide technical assistance to a minimum of two housing related community committees/coalitions including Brazos Valley Housing Rehabilitation Committee and the City's Infill Housing Committee.
14. Provide technical assistance through participation on a minimum of 3 social service boards/Coalitions and committees such as Project Unity, United Way, and Bank on Brazos Valley.
15. Prepare and submit the 2020-24 Consolidated Plan and 2020 Annual Action Plan via HUD's *eCon Planning Suite* and provide for citizens input as required by federal regulations.
16. Prepare and submit the 2019 Consolidated Annual Evaluation and Performance Plan through the *eCon Planning Suite*.
17. Attend HUD meetings as appropriate, with a minimum of one per fiscal year.
18. Prepare and administer action steps in a Fair Housing Narrative Statement to complement the City Analysis of Impediments and provide Fair Housing education.



**Attachment 3**

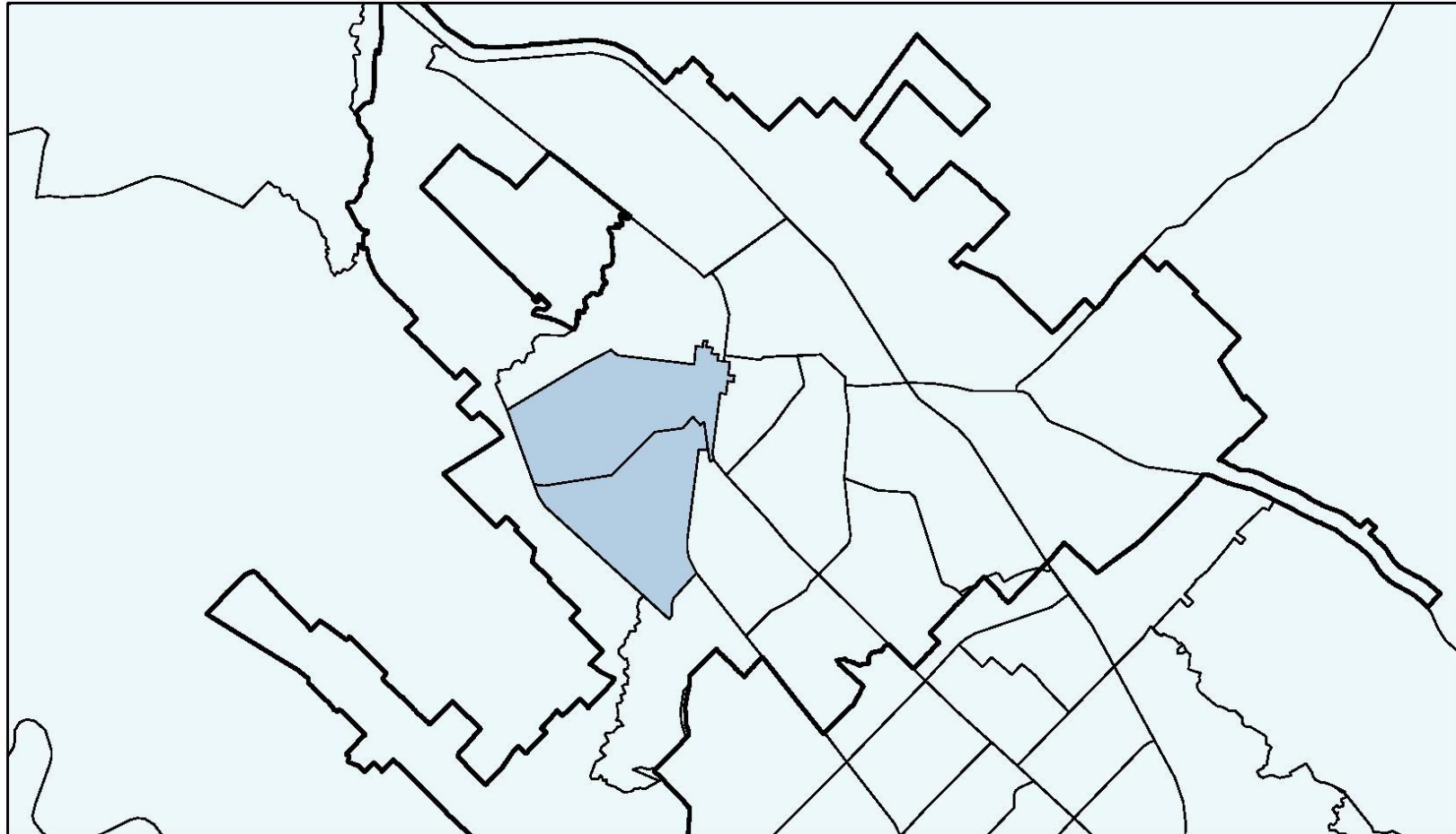
**Project and Demographic Maps 2018 CAPER**



### Low to Moderate Income Areas

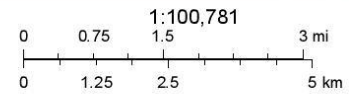


# Census Tract - Where Hispanics Comprise over 50% of Population



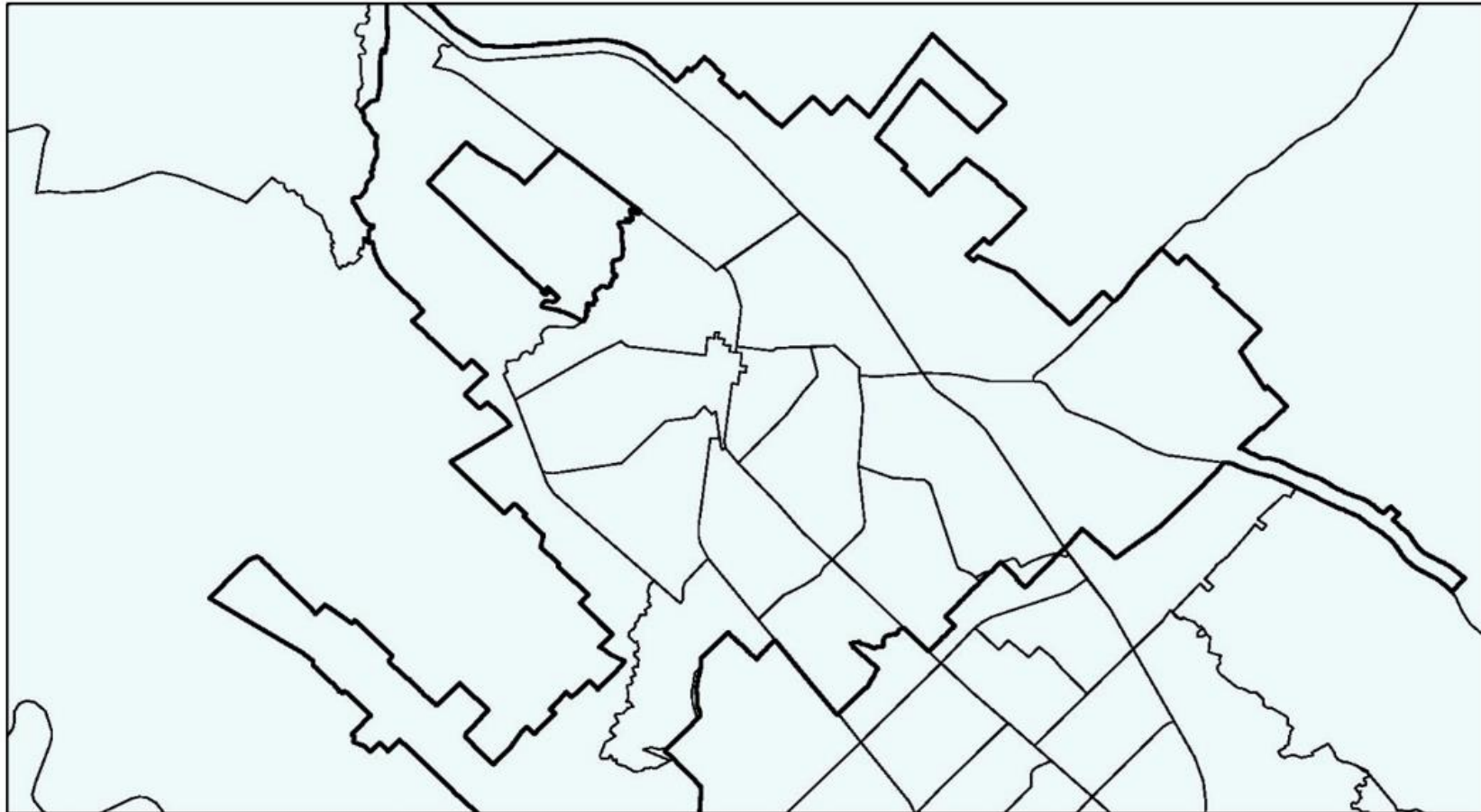
July 13, 2015

Override 1 **HispanicOrigin**  >50%  
**B03002EST12\_PCT**  
 <50%



Sources: Esri, HERE, DeLorme, USGS, Intermap, increment P Corp., NRCAN, Esri Japan, METI, Esri China (Hong Kong), Esri (Thailand), MapmyIndia, © OpenStreetMap contributors, and the GIS User Community  
Data generated by HUD's CPDMAP application

# Census Tract - Where Blacks/African Americans Comprise over 50% of Population




July 13, 2015

Override 1 **BlackAfricanAmericanAlone**  
**B03002EST4\_PCT**

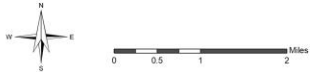
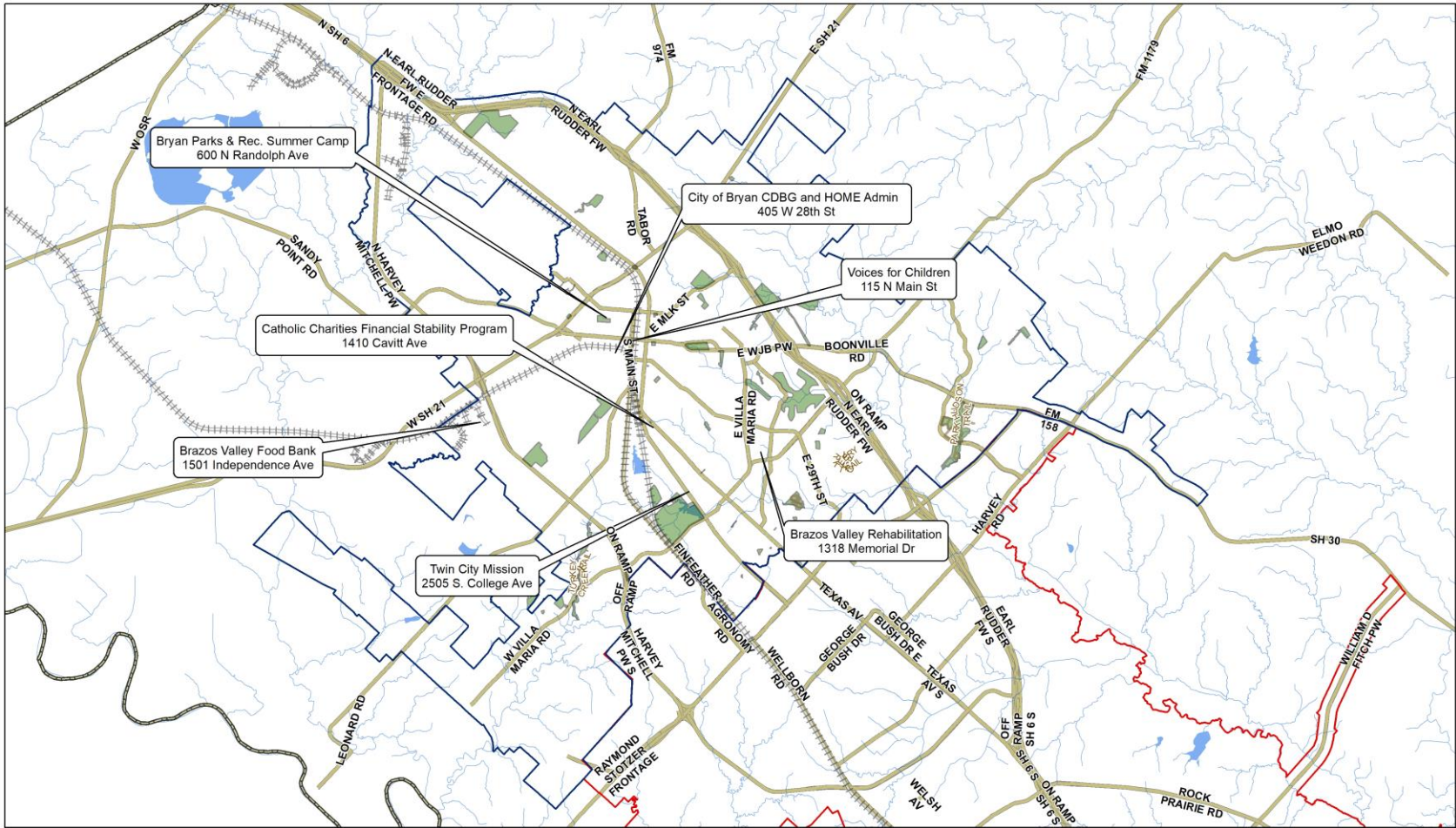
 <50%

 >50%



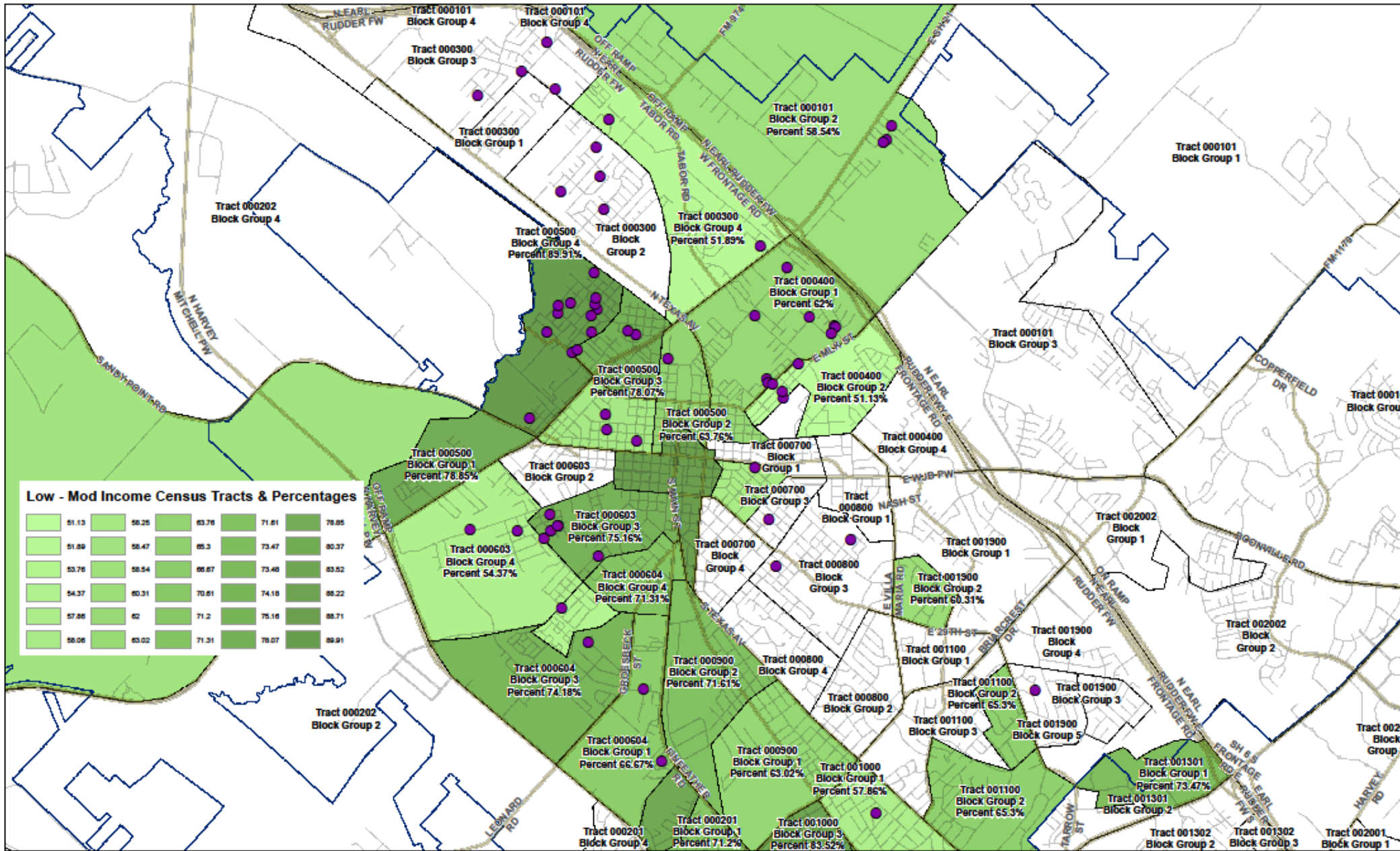
1:100,781  
Sources: Esri, HERE, DeLorme, USGS, Intermap, increment P Corp., NRCAN, Esri Japan, METI, Esri China (Hong Kong), Esri (Thailand), MapmyIndia, © OpenStreetMap contributors, and the GIS User Community  
Data generated by HUD's CPDMAP application





### 2018-19 Administration and Public Service Agency Program Map




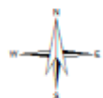
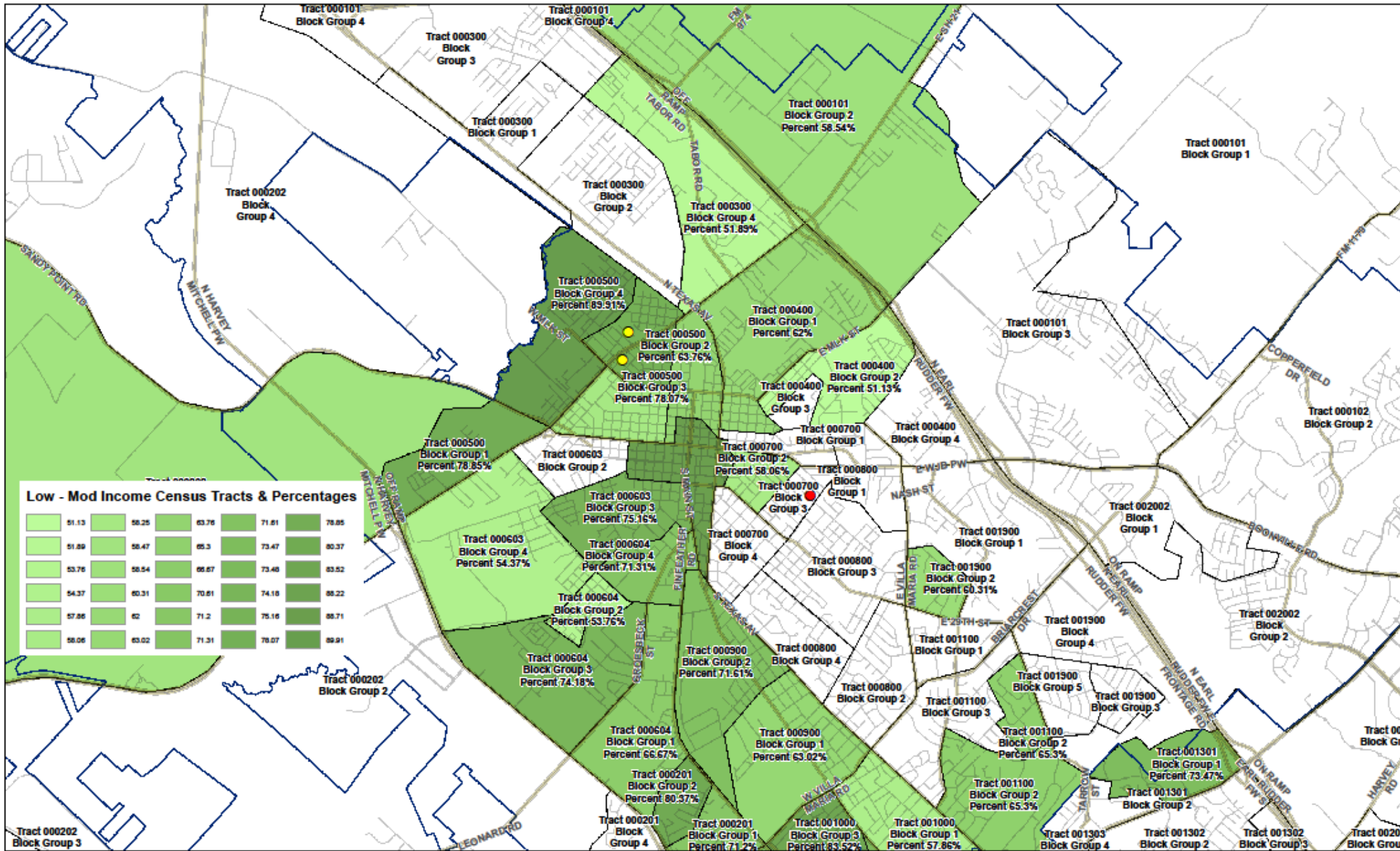


0 0.5 1 Mile

## 2018-19 CITY OF BRYAN MINOR REPAIR PROJECTS


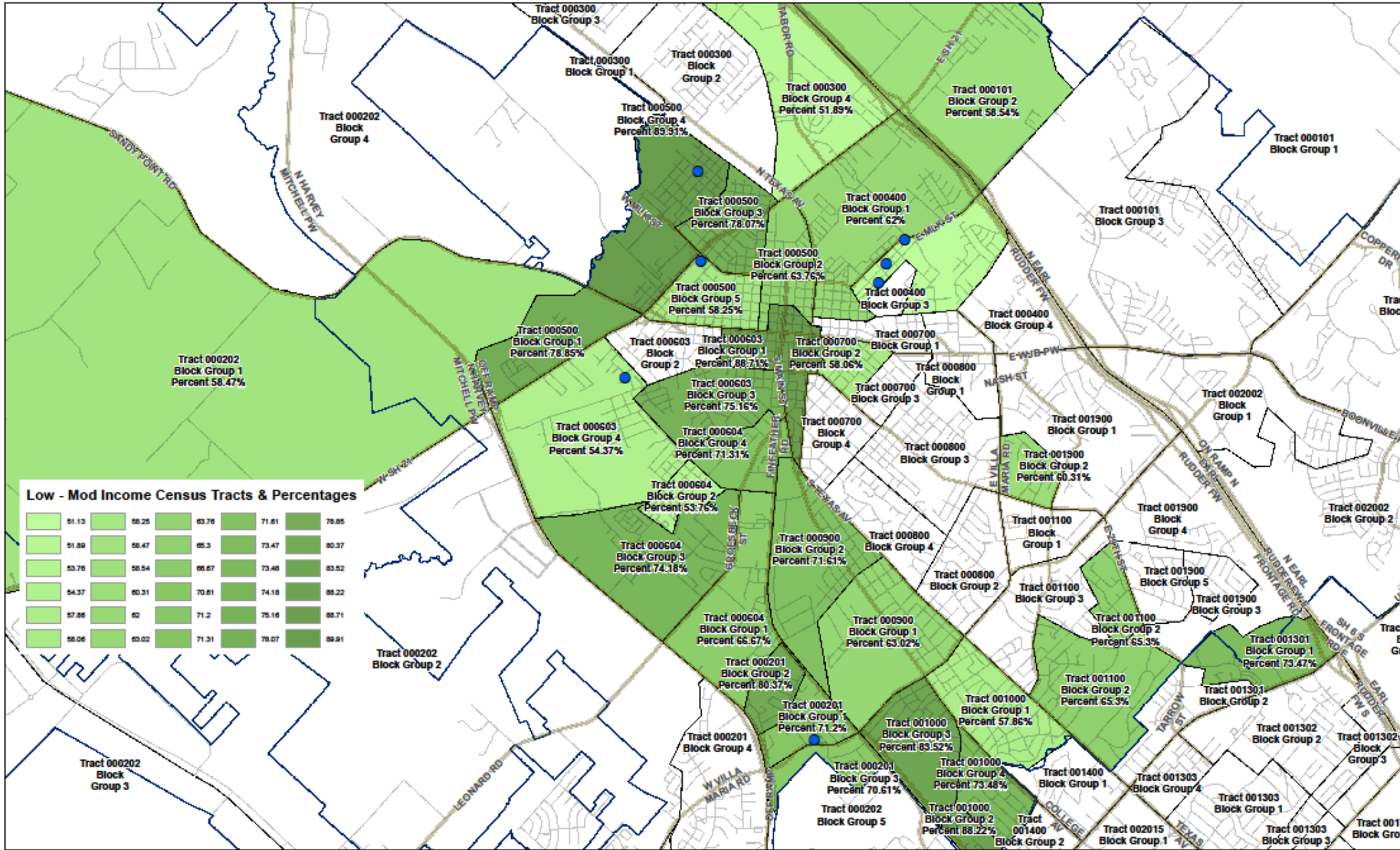
● Minor Repair Project





**2018-19 CITY OF BRYAN  
HOUSING RECONSTRUCTION & NEW CONSTRUCTION**

- New Construction
- Housing Reconstruction



## 2018-19 CITY OF BRYAN DOWNPAYMENT ASSISTANCE PROJECTS

● Downpayment Assistance Project



## Attachment 4

## CoC and PIT Count Info 2018 CAPER

**Brazos Valley Coalition for the Homeless (BVCH)  
Continuum of Care and Point-in-Time Count Information  
for  
2018 CAPER**

The Brazos Valley Coalition for the Homeless (BVCH) is a regional network of organizations, individuals, and agencies whose mission is to work toward ending homelessness in the Brazos Valley. BVCH is represented in a seven county region and its goals are to:

- Act as a conduit for communication between shelter providers and other parties interested in ending homelessness.
- Facilitate access to shelter, housing, and services for homeless persons & families. Promote public awareness of homelessness, its' causes, and possible solutions.
- Seek available funding to eliminate or reduce homelessness. Share resources.

BVCH coordinates with federal, state, local, private and other entities serving homeless individuals and families and those at risk of homelessness in the planning, operation and funding of projects. Multiple public and private area agencies are members of the BVCH and these entities cooperate on local homelessness efforts, to include the annually required Point-in-Time (PIT) homeless count. Twin City Mission is the lead agency in BVCH as well as the official HMIS lead agency and CoC applicant agency.

During PY2018, BVCH's PIT count occurred on January 24, 2019 and included a listing of current emergency, transitional housing and permanent supportive housing inventory, and continuum-of-care inventory. Specifically, the definitions used for survey purposes were: 1) Emergency Shelter: Buildings designed to house persons experiencing homelessness and 2) Transitional Housing: Temporary and transitional housing programs for persons experiencing homelessness and which may include supportive services. Homeless subpopulations were tallied for "sheltered" persons in each category. Following is a summary of the January 2019 count as well as comparisons of the previous year's PIT count

In the BVCH 2019 PITC region, 123 homeless persons were identified, represented by 102 sheltered and 21 unsheltered. Other than unemployment (typically the highest rated reason for homelessness), substance abuse disorders, serious mental illness, and domestic violence (respectively) were frequently reported contributing factors of homelessness among the sheltered and unsheltered homeless persons.

In the 2019 PIT Count, of the 123 homeless identified (sheltered and unsheltered) a total of 82 were sheltered adults and 19 adults were unsheltered. There were also 20 sheltered and 2 unsheltered

children. This represents an approximate 38% decrease of identified sheltered and unsheltered homeless persons from 2018 to 2019. Of the total homeless count for both sheltered and unsheltered: 60% were male, 40% female, and 0.8% transgender; 48% were White, 47% Black, 2.5% American Indian/Alaskan Native, and 2.5% Asian. 11% reported being Hispanic/Latino. 7% were adults with serious mental illnesses and 6% were adults with substance use disorder.

Following is a summary of the 2019 count as well as comparisons with the previous year's PIT count and the resulting count totals by type, and the resulting change from the 2018 PIT and 2019 PIT count totals.

Shelter Types	2018 PIT	2019 PIT	Difference
<b>Universe: Total PIT Count of sheltered and unsheltered persons</b>	<b>197</b>	<b>123</b>	<b>-74</b>
Emergency Shelter Total	126	102	-24
Safe Haven Total	0	0	no change
Transitional Housing Total	0	0	no change
<b>Total Sheltered Count</b>	<b>126</b>	<b>102</b>	<b>-24</b>
<b>Total Unsheltered Count</b>	<b>71</b>	<b>21</b>	<b>-50</b>

**Source:** FY2019 CoC Application (Twin City Mission / Brazos Valley Coalition for the Homeless)

The Coalition continued to concentrate efforts on bringing in new community resources from all seven counties. Other efforts focused on Committee organizing such as establishing contact with other Coalitions to utilize and share resources, Committee meetings, workshops on HMIS/HEARTH, reviewing and updating the discharge plan, and working on the Continuum of Care plan, including for both homeless and chronic homeless goals.

The following table, (item 1D-1) from the BVCH's 2018 Continuum of Care application, lists local categories of care that currently maintain discharge policies with the CoC to ensure that persons discharged from these institutions are not discharged into homelessness. While the only CoC discharge coordination currently is with correction facilities, various other local care providers do, as required by state, federal, and/or funding regulations, maintain required discharge policies and agreements.

Continuum of Care (CoC) Discharge Coordination	
Foster Care	N/A
Health Care	N/A
Mental Health Care	N/A
Corrections Facilities	YES
None	N/A

**Source:** FY2019 CoC Application (Twin City Mission / Brazos Valley Coalition for the Homeless)

Following is the 2019 Housing Inventory Count indication the number of beds in HMIS for each project type within the CoC. A zero indicates that particular type of project does not currently exist locally.

Project Type	Total Beds in 2019 HIC	Total Beds in 2019 HIC Dedicated for DV	Total 2019 Beds HIC Beds in HMIS	HMIS Bed Coverage Rate
Emergency Shelter (ESG) beds	172	32	116	82.86%
Safe Haven (SH) beds	0	0	0	NA
Transitional Housing (TH) beds	0	0	0	NA
Rapid Re-Housing (RRH) beds	57	0	57	100.00%
Permanent Supportive Housing (PSH) beds	0	0	0	NA
Other Permanent Housing (OPH) beds	0	0	0	NA

**Source:** FY2019 CoC Application (Twin City Mission / Brazos Valley Coalition for the Homeless)

The BVCH also coordinates with the other public and private entities in the identification of funding, planning, and operation of programs serving homeless individuals and families, and those at risk of homelessness. Those entities coordinated with include organizations providing the following types of services locally: Housing Opportunities for Persons with AIDS (HOPWA); Temporary Assistance for Needy Families (TANF); Head Start Programs, and; other housing and service programs funded through local, state, and federal government sources.

## Attachment 5

### Monitoring, Affidavit of Publication, FHEO Beneficiary Summary 2018 CAPER

#### Program Monitoring and Compliance Standards and Procedures

The City of Bryan's Community Development Services Department continuously monitors programs and activities to ensure compliance with city/state/federal regulations and policies. With regards to compliance with grant regulations on income eligibility for housing and non-housing activities, the City uses the following two HUD tests for Low Moderate Clientele (LMC), as follows:

- Exclusively benefit a clientele who are generally *presumed by HUD to be principally L/M income persons*. Abused children and elderly persons are two of the groups that are currently presumed by HUD to be made up principally of L/M income persons, or:
- Require *information on family size and income* so that it is evident that *at least 51%* of the clientele are persons whose family income does not exceed the L/M income limit. (This includes the case where the activity is restricted *exclusively to L/M income persons*).

Monitoring focuses on the following areas:

**Financial:** Community Development staff and the City's accounting department work closely to ensure that funds drawn down are used for authorized activities on approved projects. Activity agreements, expense documentation and approvals must be in-place for funds to be expended. The City ensures a proper system of checks and balances; those requesting payments of funds are not authorized to approve them. The Community Development Services Department is also subject to an annual single audit, conducted by an independent accounting firm. Staff continues to update monitoring forms to ensure the financial compliance and capacity of the funded contracts.

**Environmental:** All projects and individual activities are subjected to a review of environmental impacts prior to funding approval. Staff does reviews with the assistance of other city departments and outside agencies as necessary. Remediation of impacts is implemented where required. Projects or activities unable to meet environmental requirements are abandoned or alternative locations/solutions are sought.

**Programmatic:** Results and/or impacts are evaluated and measured for all projects. Staff is charged with monitoring progress toward project goals on a regular basis. Program specific monitoring requirements are incorporated into contracts per the Department's Policies and Procedures Manual and HUD regulations.

The City has implemented requirements of the FY 2012 HOME Appropriation Law which provided new regulations for HOME projects to improve project and developer selection and to ensure that adequate market demand exists for HOME projects. The City has also implemented the requirements of the HOME FY2013 Final Rule to include those directives related to fund commitment deadlines, underwriting reviews, and assessment of developer capacity and financial soundness.

In the previous program year, the City revised policies and procedures to address these requirements, including revised completion project dates, extension policies, tracking system process to ensure compliance of the four year completion date, timely draw process, technical assistance policy for property conversion (owner occupied to rental), CHDO capacity to provide evidence of development experience, underwriter review, developer capacity assessment, and neighborhood market conditions policies/procedures.

**Sub-recipient Monitoring:** Monitoring allows assessment of a program's operations. A secondary goal is to obtain data for use in determining program achievement. All sub-recipients are monitored on site at least annually with new sub-recipients sometimes being monitored more often. Quarterly desk monitoring is done in accordance with the contractual requirements. The on-site visit includes review of income and expense documentation, beneficiary information, programming, purchasing and any special requirements as described in the contract. Agencies are monitored quarterly and provided feedback of this monitoring process to ensure compliance with federal/state/city requirements.

Sub-recipients are trained annually on reporting requirements and documentation needs. This past year, two workshops were held for the area's non-profits to inform them of the grant application procedure and to provide information on monitoring procedures. Plans were implemented to provide Board Workshops as well as Board training for funded agencies.

Public service agencies are funded through a joint process (Joint Relief Funding Review Committee - JRFRC) each year with the City of College Station. The cities issue a joint RFP (Request for Proposal) and the JRFRC reviews submitted proposals weekly during the review process. Site visits are made, presentations done by the agencies and the Committee makes recommendations for each cities' allocated PSA funding. Recommendations are part of the annual CAP approval by each city council and submitted to the Houston HUD Office. Finally, the reimbursement of funds is tied directly to reporting of accomplishments.

**Section 3 Compliance:** Section 3 is a provision of the Housing and Urban Development (HUD) Act of 1968 that helps foster local economic development, neighborhood economic improvement, and individual self-sufficiency. For Section 3 covered projects, the City ensures that recipients/contractors, to the greatest extent feasible, provide job training, employment, and contracting opportunities for low- or very-low income residents in connection with projects and activities in their neighborhoods. Covered recipients of HUD financial assistance will award the economic opportunities. Covered contractors and subcontractors are required to provide, to the greatest extent feasible, economic opportunities consistent with existing Federal, State, and local laws and regulations. The City has coordinated Section 3 efforts regionally with the City of College Station, Brazos Valley Council of Governments, Bryan Housing Authority, and Workforce Solutions to recruit and encourage Section 3 businesses to participate in City projects. Section 3 Plans are included in all applicable project bid packages.

**Labor Standards:** Individual project managers monitor labor standards. Labor requirements are included in all bid documents and covered again during the required pre-construction conference. Contractor payments are not processed until all forms required are submitted and correct.

**Anti-displacement and Relocation Compliance:** No displacements occurred during this reporting period by use of CDBG or HOME funds. The City complies with acquisition and relocation requirements of the Uniform Relocation Assistance and Real Property Acquisition Policies Act of 1970, as amended (URA), and the regulations at 49 CFR 24; and it has in effect and is following a residential anti-displacement and relocation assistance plan required under section 570.104(d) of the Housing and Community Development Act of 1974, as amended. All CDBG and HOME programs are offered on a voluntary basis only to eligible clients. The City does not anticipate any displacement of citizens resulting from programs covered by the Consolidated Plan and works to prevent such displacement, by:

- 1) Avoiding displacement of existing tenants or homeowners as a result of the use of CDBG or HOME funds for rehabilitation, reconstruction, acquisition, or any other Community Development activities to the greatest degree possible, and will not sponsor projects that will cause the displacement of a very low income household by a household that is not of very low income. The City does not currently, and will not participate in any rental rehabilitation activities, unless specified in a future 5-Year Consolidated Plan or Consolidated Plan amendment.
- 2) Avoiding the use of eminent domain and participating in only voluntary acquisitions of either vacant, or owner-occupied properties. Vacant properties must have been vacant for at least ninety (90) days, as verified by utility records or other acceptable means.
- 3) Analyzing proposed projects on a case-by-case basis to identify any potential households, businesses, farms, or non-profit organizations to determine if any displacement might occur in connection with an individual project. This will be done by:
  - a. Review of property tax records to identify owners and owner-occupants
  - b. Review of title records to identify occupant and potential non-occupant owners
  - c. Review of utility records to identify tenant occupants.
  - d. Visual verification and site photographs to identify any otherwise unknown occupants.
- 4) Seeking alternatives which could achieve the public purpose of the project without displacement.
- 5) Advising owners and occupants of their rights under the URA.

Should a project be found to involve the potential for displacement, the City will:

- 1) Seek assistance from and work closely with the U.S. Department of Housing and Urban Development Regional Relocation Specialist.
- 2) Provide timely issuance of information and required notices to any identified households, businesses, farms, or non-profit organizations through certified mail, regular mail, and hand delivery to the property, if occupied.
- 3) Identify the needs and preferences of any household which could potentially be displaced.

**AFFIDAVIT OF PUBLICATION AND 2018 CAPER PUBLIC NOTICE**

# The Eagle

Bryan, Brazos County, Texas  
Affidavit of Publication

CITY OF BRYAN, CITY SECRETARY  
PO BOX 1000  
BRYAN, TX 77805

Account Number

1034600

Date

December 04, 2019

Date	Category	Description	Ad Size	Total Cost
12/10/2019	Municipal Notices	CAPER & Comm. Devel. Block Grant	2 x 4.13 IN	125.28

**Public Notice**

The City of Bryan, Texas, will submit its 2018 Consolidated Annual Performance and Evaluation Report (CAPER) for the Community Development Block Grant (CDBG) and HOME Investment Partnerships Program (HOME) on or about December 20, 2019. This report is submitted in response to the performance requirements described in the Consolidated Plan regulations at 24 CFR 91.520. The CAPER summarizes how CDBG and HOME funds were expended and resulting accomplishments during the reporting period of October 1, 2018 through September 30, 2019. A draft of the report will be available for viewing by the public from December 5, 2019 through December 19, 2019, at the Community Development Services Office, 1803 Greenfield Plaza, Bryan, Texas, during regular office hours of 8:00 A.M. - 5:00 P.M. Copies will also be available during regular office hours of 8:00 A.M. - 5:00 P.M. at the City of Bryan's City Secretary's Office, 300 S. Texas Ave., Bryan, Texas, and at the Clara B. Mounce Public Library, 201 E. 26th Street, Bryan, Texas, during the library's regularly scheduled hours. Written or verbal comments will be accepted during this time and forwarded to the regional U.S. Dept. of Housing and Urban Development Office in Houston, Texas. For more information, contact the Community Development Services Department at P.O. Box 1000, Bryan, Texas, 77805, or by telephone at 979-209-5175.

12-4-19

**Proof of Publication**

On said day, personally, appeared before me, the undersigned a Notary Public in and for said county and state, Michelle Milstead, of The Eagle, a newspaper published in Bryan, Brazos County, Texas, and generally circulated in Brazos, Burleson, Grimes, Lee, Leon, Madison, Milam and Robertson Counties, and that the notice, a copy of which is hereto attached, was published in said newspaper on the following named dates:

12/04/2019

The First insertion being given ... 12/04/2019

Newspaper reference: 0000613555

Sworn to and subscribed before me this Wednesday, December 4, 2019


*Michelle Milstead*

Michelle Milstead  
Clerk

*Kathy Brewer*

Kathy Brewer  
Notary

State of Texas  
Brazos County  
My Commission expires 8/19/2022



**THIS IS NOT A BILL. PLEASE PAY FROM INVOICE. THANK YOU**

Sources: City of Bryan IDIS PR03, IDIS PR23 and IDIS PR26

City of Bryan, Texas CDBG Beneficiary Summary for 2018 CAPER

CDBG Funds Unexpended at end of Prior Year	\$296,578.66
Entitlement Grant	\$823,293.00
Current Year Program Income	\$24,898.66
Adjustments	
<b>Total Available CDBG:</b>	<b>\$1,144,770.32</b>
<b>Total CDBG Activity Disbursements</b>	<b>\$697,970.88</b>
<b>Adjustments</b>	<b>50.00</b>
Amount Subject to Low/Mod Benefit	\$697,970.88
Total Low/Mod Credit	\$697,970.88
% Low/Mod Credit Per PR26	100.00%
% Low/Mod Credit Calculated	95.30%

IDIS Activity Number	Activity Name	Activity Type	CDBG Funding Drawn in Program Year	Income: Extremely Low	Income: Low Mod	Income: Moderate	Income: Non low moderate	% Low Mod	White	Black/African American	Asian	American Indian/Aslaska Native	Native Hawaiian/Other Pacific	American Indian/Alaskan Native & White	Asian White	Black/African American & White	American Indian/Alaskan Native & African American	Other multi racial	Asian/Pacific Islander	Hispanic	Female HOH	
1002	Homeowner Housing Assistance	Housing	\$218,892.90	13	8	9		100.00%	10	20											8	30
1020	CDBG Home Owner Housing Assistance Rehabilitation	Housing	\$38,026.20					Open														
1024	CDBG Administration	Administration	\$159,793.24					Admin														
1025	Homeowner Housing Assistance	Housing	\$283,616.82	11	13	8		100.00%	10	22											2	16
1026	Bryan Parks Summer Camp	Public Service	\$31,730.28	253	88	81	58	87.90%	185	236	2		1	3	1	22	6	24			150	
1027	Twin City Mission The Bridge	Public Service	\$27,000.00	648	40	13	1	99.90%	398	279	3	13		11		25	3	6			88	
1028	Catholic Charities Financial Stability	Public Service	\$5,000.00	130	111	237		100.00%	190	261		2				25					151	
1029	Brazos Valley Rehab Center Counseling and Case Management	Public Service	\$5,247.00	96	40	27	52	75.80%	186	27									2		67	
1032	Homeowner Housing Assistance Direct Homeowner Assistance CDHB20 1007 Henderson	Housing	\$9,031.15			1		100.00%	1												1	
1033	Homeowner Housing Assistance Direct Homeowner Assistance CDHB21 809 Dansby	Housing	\$9,638.74			1		100.00%	1												1	
1034	Homeowner Housing Assistance Direct Homeowner Assistance CDHB22 1620 W Virginia	Housing	\$8,233.98			1		100.00%	1												1	
1035	Brazos Valley Food Bank Together We Grow	Public Service	\$21,247.00	22	1			100.00%	8	7						7	1				6	
1036	Voices for Children CASA	Public Service	\$30,000.00	396				100.00%	257	93		2							44		95	
1039	Homeowner Housing Assistance Direct Homeowner Assistance CDHB23 812 Hudson	Housing	\$10,306.81			1		100.00%	1												1	
	<b>Total: Activities</b>		<b>\$857,764.12</b>	<b>1569</b>	<b>301</b>	<b>379</b>	<b>111</b>	<b>95.30%</b>	<b>1248</b>	<b>945</b>	<b>5</b>	<b>17</b>	<b>1</b>	<b>14</b>	<b>1</b>	<b>79</b>	<b>10</b>	<b>76</b>	<b>0</b>	<b>571</b>	<b>46</b>	
	<b>Adjusted Total: Activities Subject to Low/Mod</b>	<b>N/A</b>																				
	<b>Total CDBG Drawn in Program Year</b>		<b>\$857,764.12</b>																			
	<b>Total Beneficiaries of all Races</b>		<b>2396</b>																			
			<b>TOTAL BENEFICIARIES FOR CLOSED PROJECTS</b>																			



% of Total Beneficiaries:	%	Jurisdiction Population % By Race 2010 Census Data	Jurisdiction Population Total By Race 2010 Census Data	Jurisdiction Population Total Hispanic/ Latino 2010 Census Data	Hispanic/ Latino % of Total Hispanic/ Latino															
White	52.09%	64.22%	48,939	16,167	58.54%															
Black/ African American	39.44%	18.04%	13,748	342	1.24%															
Asian	0.21%	1.72%	1,313	35	0.13%															
American Indian/ Alaska Native	0.71%	0.55%	420	245	0.89%															
Native Hawaiian/Other Pacific American Indian/ Alaskan Native & White	0.04%	0.07%	52	12	0.04%															
Asian White	0.58%	0.35%	263	0	0.00%															
Black/ African American & White	0.04%	0.24%	184	0	0.00%															
American Indian/ Alaskan Native & Black/ African American	3.30%	0.52%	399	0	0.00%															
Other multi racial	0.42%	0.00%	0	0	0.00%															
Asian/ Pacific Islander	3.17%	1.46%	1,115	1,126	4.08%															
Hispanic	0.00%	0.00%	0	0	0.00%															
Female HOH	23.83%	36.24%																		
Some Other Race	1.92%	5.58%	4,278																	
Total Population	12.82%	12.82%	9,768	9,690	35.09%															
			76,201	27,617	100.00%															