

Iraq



Economic impact of overweight and obesity

In 2019, the economic impact of overweight and obesity was estimated to be US\$3.42 billion. This is equivalent to US\$87 per capita and 1.5% of GDP. Direct costs and indirect costs made up 18.8% and 81.2% of total costs respectively.

By 2060, economic impacts are predicted to increase to US\$23.81 billion. This is equivalent to US\$295 per capita and 2.6% of GDP, and represents a 7-fold increase in total costs.

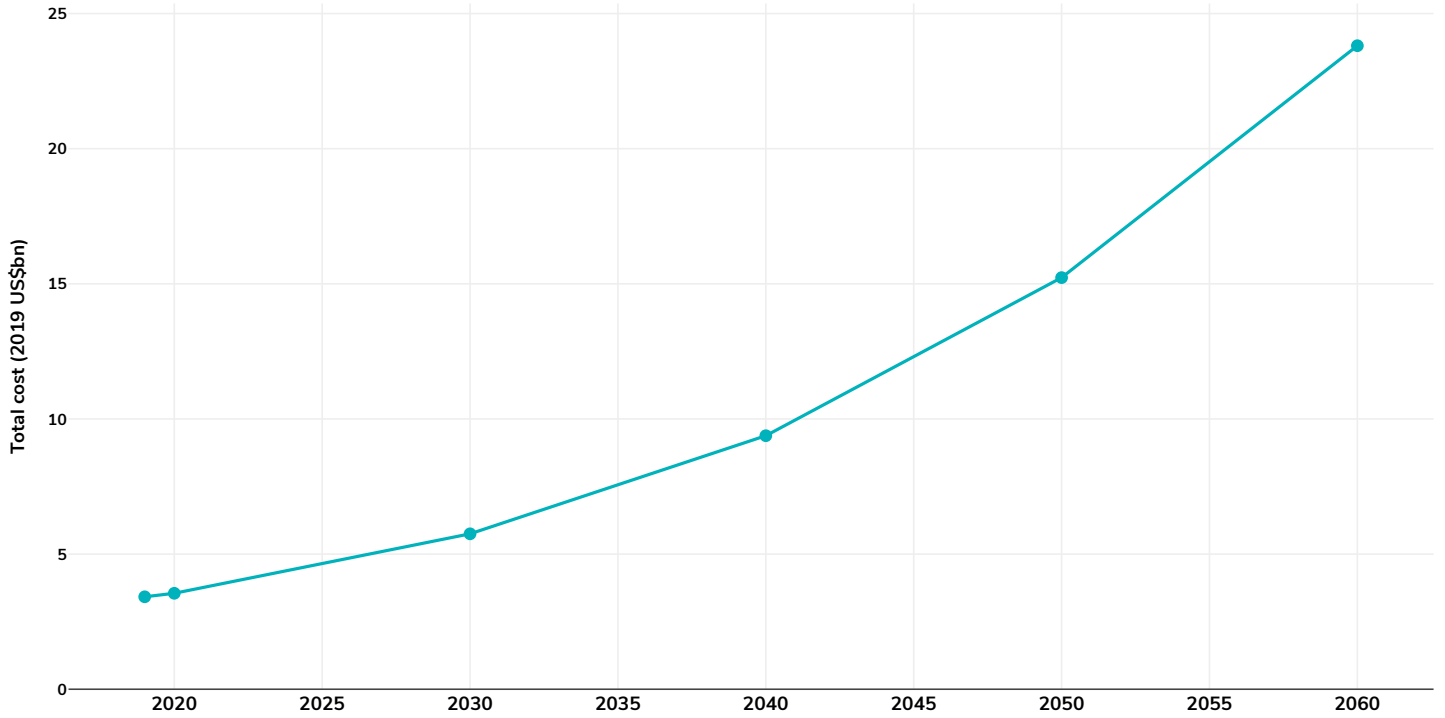
Breakdown of economic costs over time (standard model)

	2019	2030 (projected)	2060 (projected)
Total economic cost (direct + indirect costs):	\$3.42bn	\$5.75bn	\$23.81bn
Total economic cost as % of GDP:	1.46%	1.92%	2.59%
Total economic cost per capita:	\$87	\$115	\$295
Total direct costs:	\$0.64bn	\$1.12bn	\$3.87bn
Direct medical costs:	\$0.63bn	\$1.1bn	\$3.84bn
Direct-non-medical costs:	\$0.01bn	\$0.01bn	\$0.03bn
Total indirect costs:	\$2.78bn	\$4.64bn	\$19.94bn
Premature mortality costs:	\$2.26bn	\$3.83bn	\$18.17bn
Absenteeism costs:	\$0.12bn	\$0.18bn	\$0.4bn
Presenteeism costs:	\$0.4bn	\$0.62bn	\$1.37bn

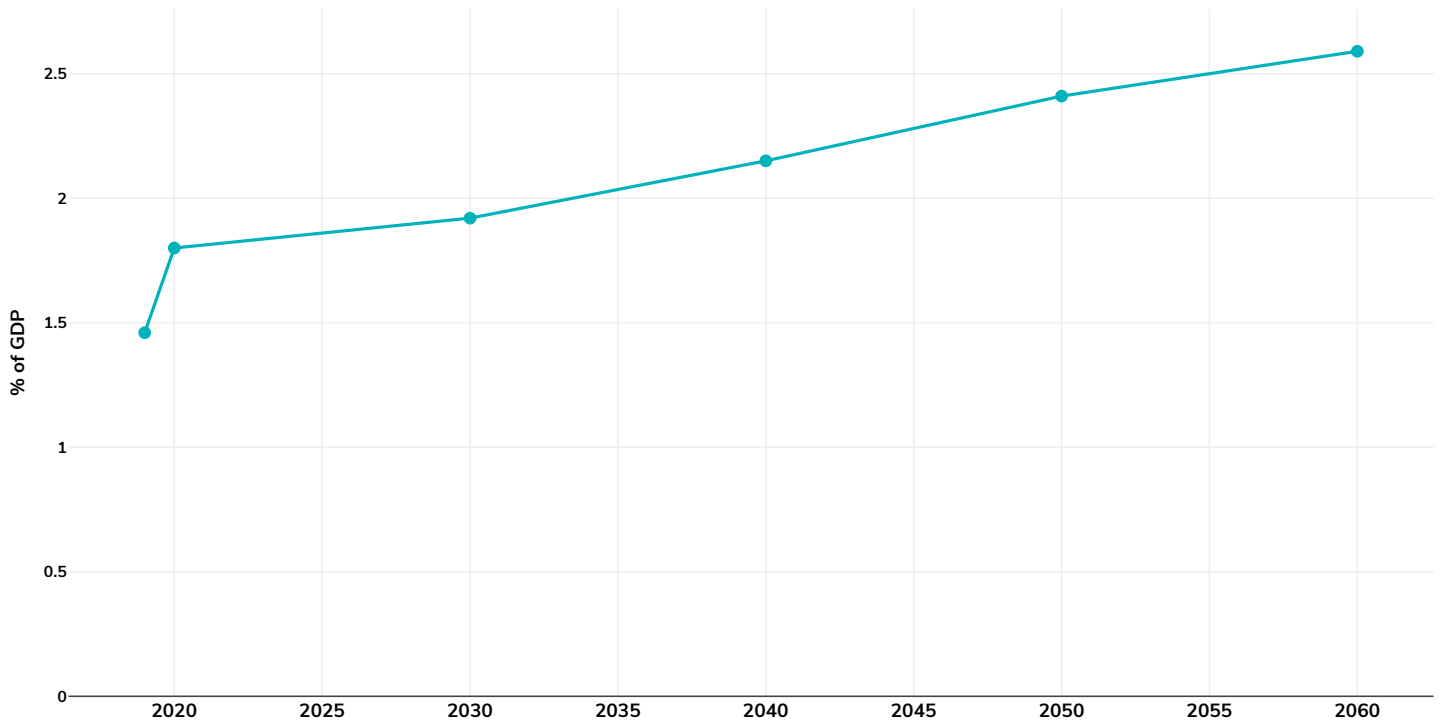
All figures are in US\$

Trend graphs (standard model)

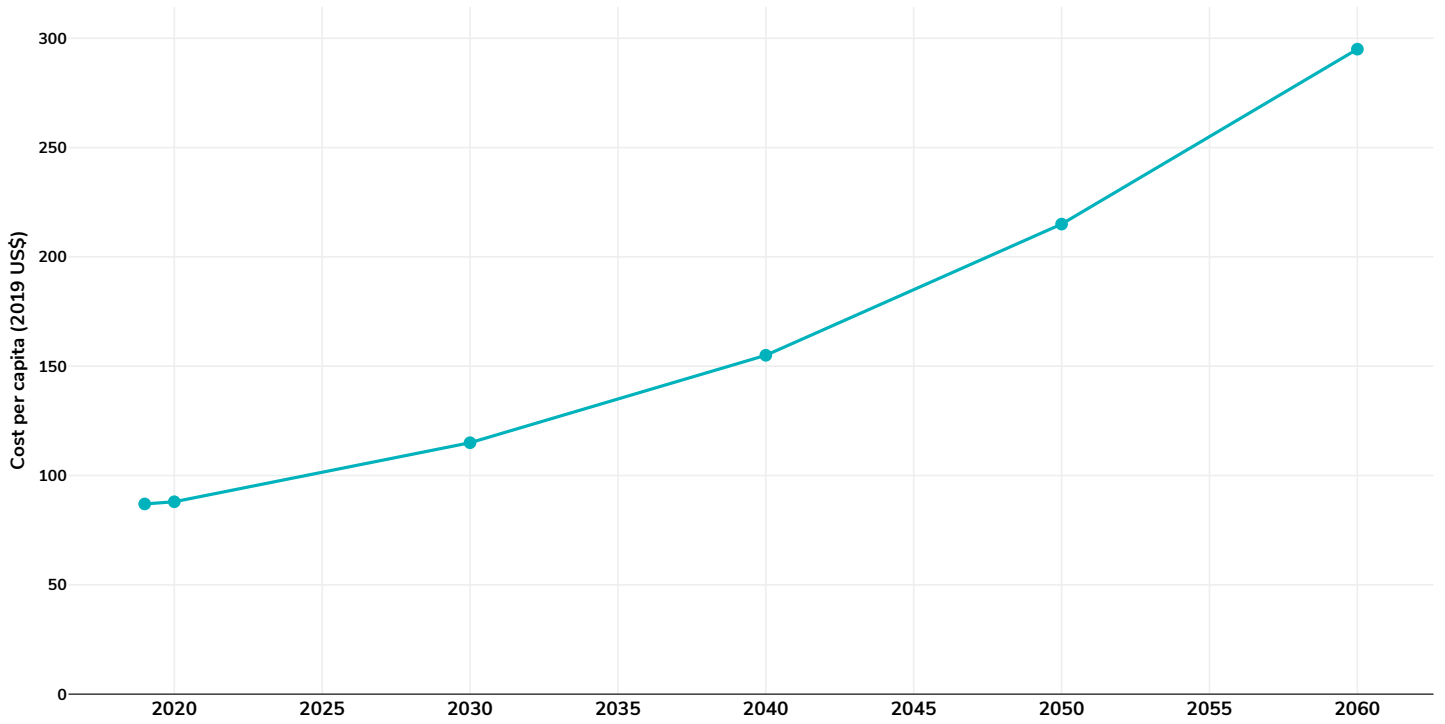
Total economic cost (in billions of 2019 US\$)



Total economic cost as % of GDP



Total economic cost per capita (in 2019 US\$)



PDF created on October 11, 2023