

Angola



Economic impact of overweight and obesity

In 2019, the economic impact of overweight and obesity was estimated to be US\$602.51 million. This is equivalent to US\$19 per capita and 0.7% of GDP. Direct costs and indirect costs made up 11% and 89% of total costs respectively.

By 2060, economic impacts are predicted to increase to US\$6.76 billion. This is equivalent to US\$69 per capita and 1.5% of GDP, and represents an 11.5-fold increase in total costs.

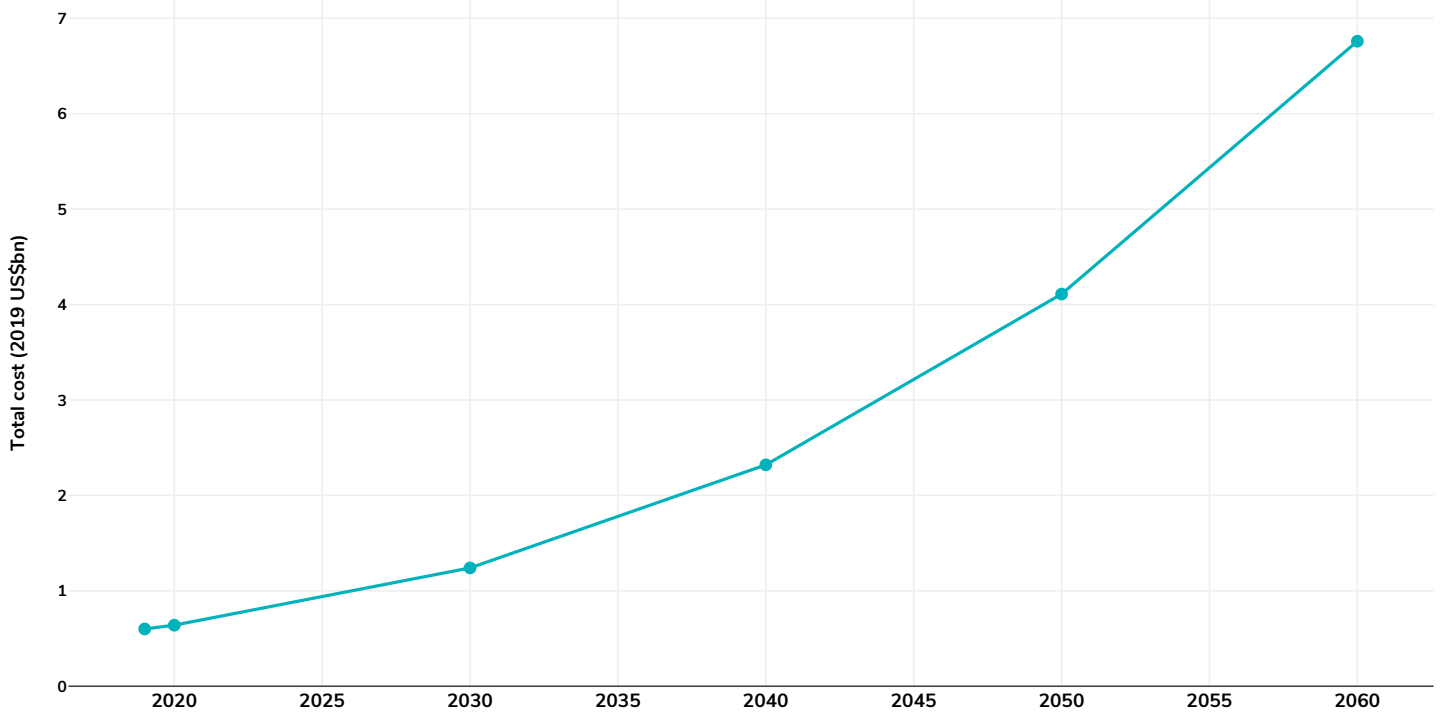
Breakdown of economic costs over time (standard model)

	2019	2030 (projected)	2060 (projected)
Total economic cost (direct + indirect costs):	\$0.6bn	\$1.24bn	\$6.76bn
Total economic cost as % of GDP:	0.71%	1.08%	1.45%
Total economic cost per capita:	\$19	\$28	\$69
Total direct costs:	\$0.07bn	\$0.17bn	\$1.29bn
Direct medical costs:	\$0.06bn	\$0.17bn	\$1.26bn
Direct-non-medical costs:	\$0bn	\$0.01bn	\$0.03bn
Total indirect costs:	\$0.54bn	\$1.07bn	\$5.47bn
Premature mortality costs:	\$0.19bn	\$0.38bn	\$2.51bn
Absenteeism costs:	\$0.12bn	\$0.23bn	\$0.98bn
Presenteeism costs:	\$0.23bn	\$0.46bn	\$1.98bn

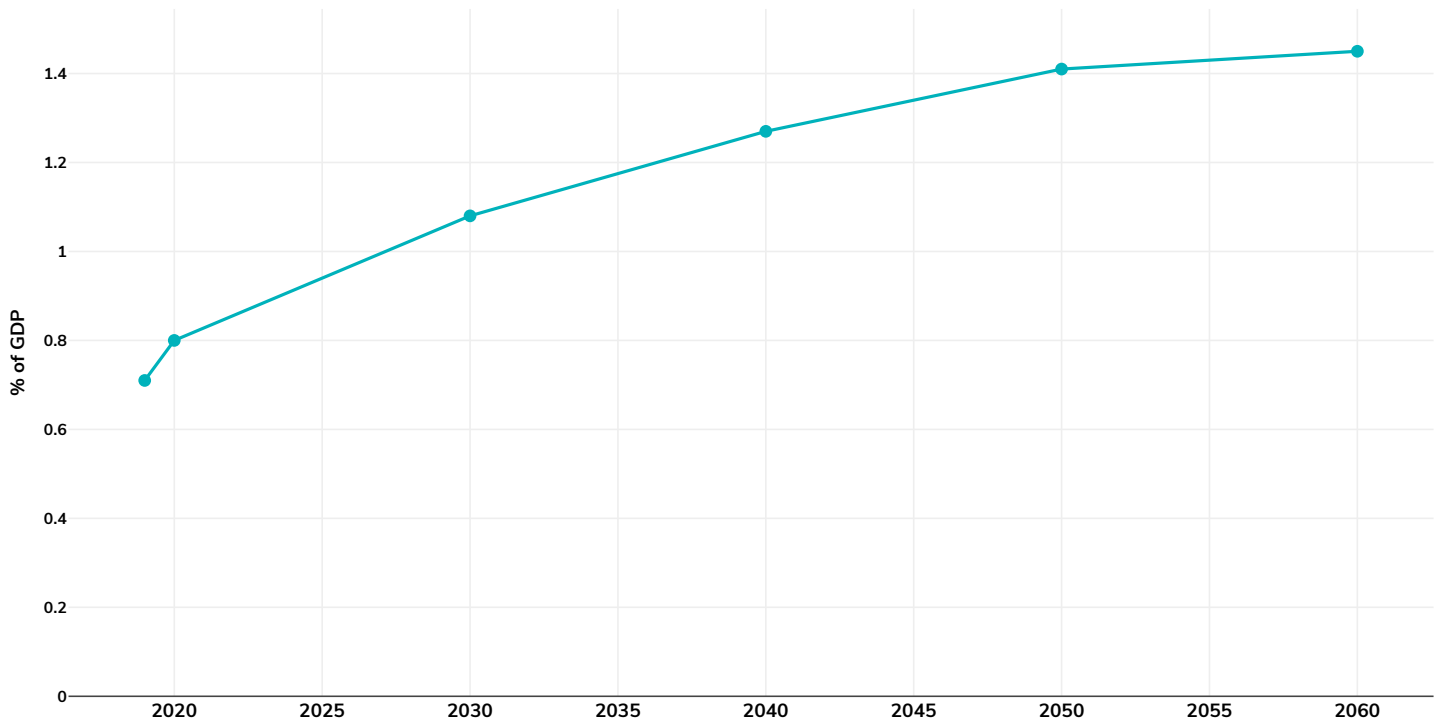
All figures are in US\$

Trend graphs (standard model)

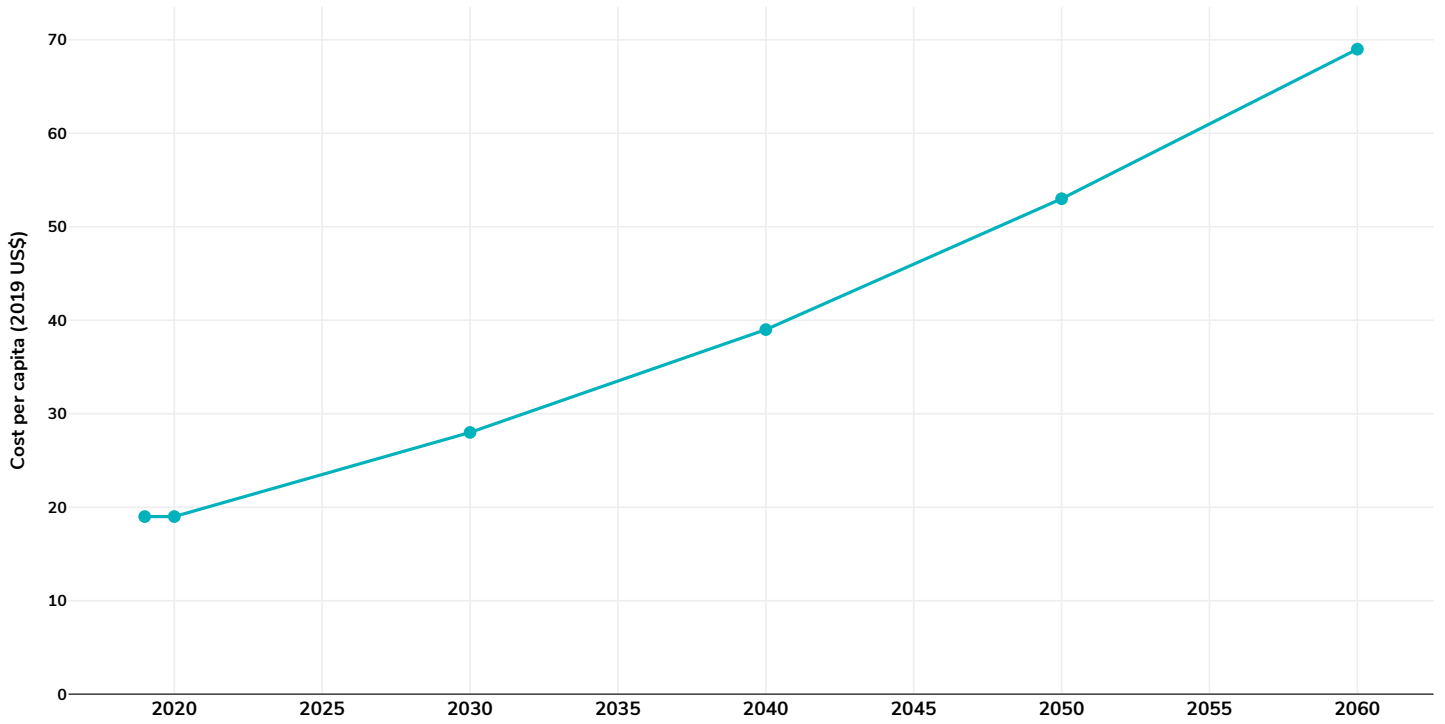
Total economic cost (in billions of 2019 US\$)



Total economic cost as % of GDP



Total economic cost per capita (in 2019 US\$)



PDF created on October 4, 2023