

Report card

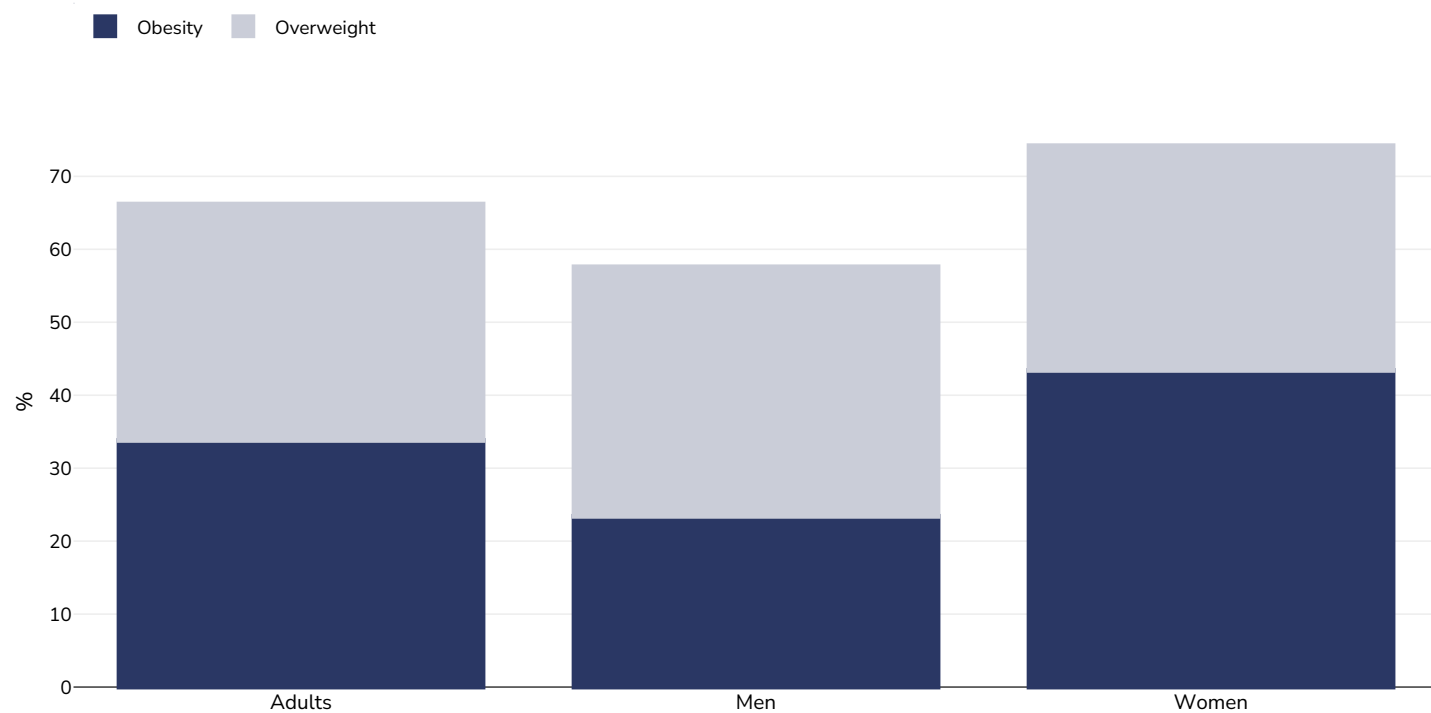
Barbados



| Contents | Page |
|--|------|
| Obesity prevalence | 2 |
| Overweight/obesity by education | 5 |
| Overweight/obesity by age | 6 |
| Overweight/obesity by region | 7 |
| Overweight/obesity by socio-economic group | 8 |
| Insufficient physical activity | 9 |
| Estimated per capita fruit intake | 15 |
| Estimated per-capita processed meat intake | 16 |
| Estimated per capita whole grains intake | 17 |
| Mental health - depression disorders | 18 |
| Mental health - anxiety disorders | 19 |
| % Infants exclusively breastfed 0-5 months | 20 |
| Oesophageal cancer | 21 |
| Breast cancer | 23 |
| Colorectal cancer | 26 |
| Pancreatic cancer | 28 |
| Gallbladder cancer | 30 |
| Kidney cancer | 32 |
| Cancer of the uterus | 34 |
| Raised blood pressure | 35 |
| Raised cholesterol | 38 |
| Raised fasting blood glucose | 41 |
| Diabetes prevalence | 43 |
| Contextual factors | 44 |

Obesity prevalence

Adults, 2011



Survey type: Measured

Age: 25+

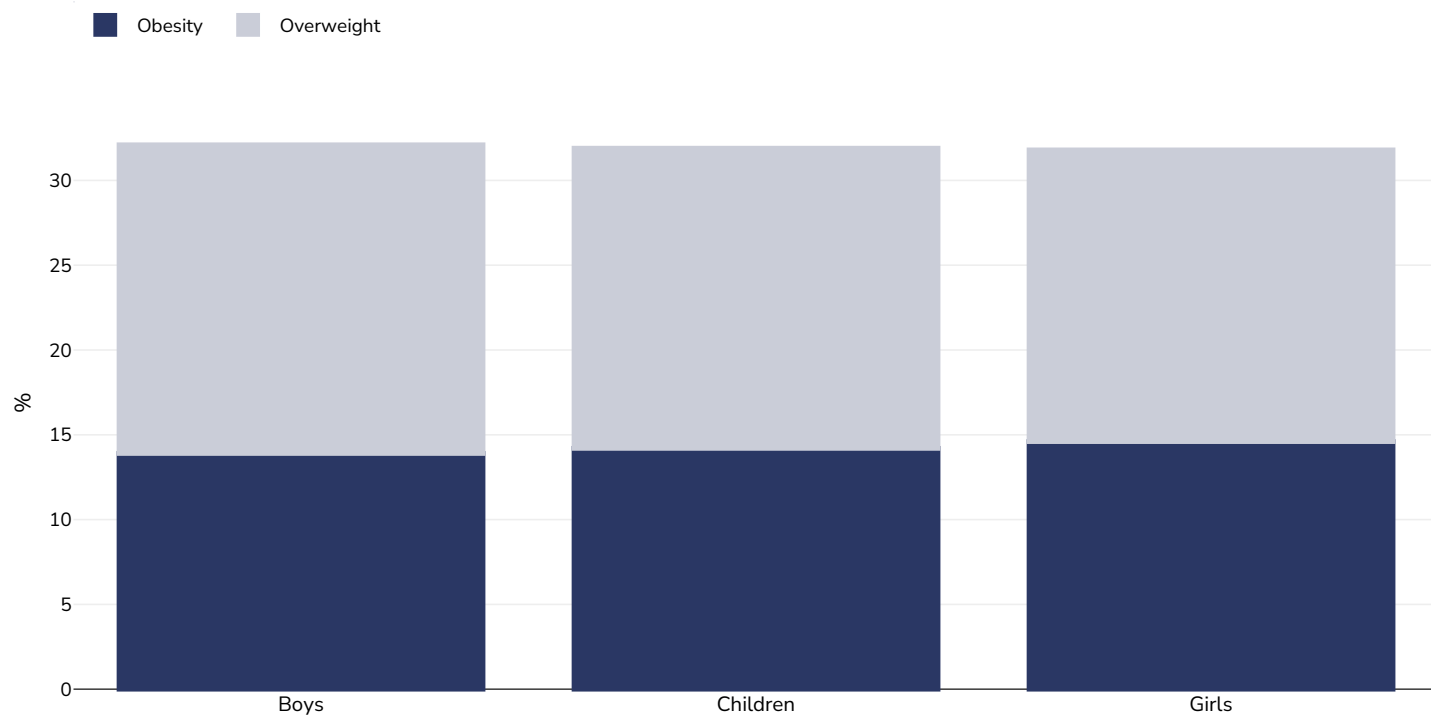
Sample size: 1234

Area covered: National

References: Health of The Nation Survey, Barbados 2015. http://www.archive.healthycaribbean.org/newsletters/aug-2015/CDRC_HealthOfTheNationSurvey.pdf

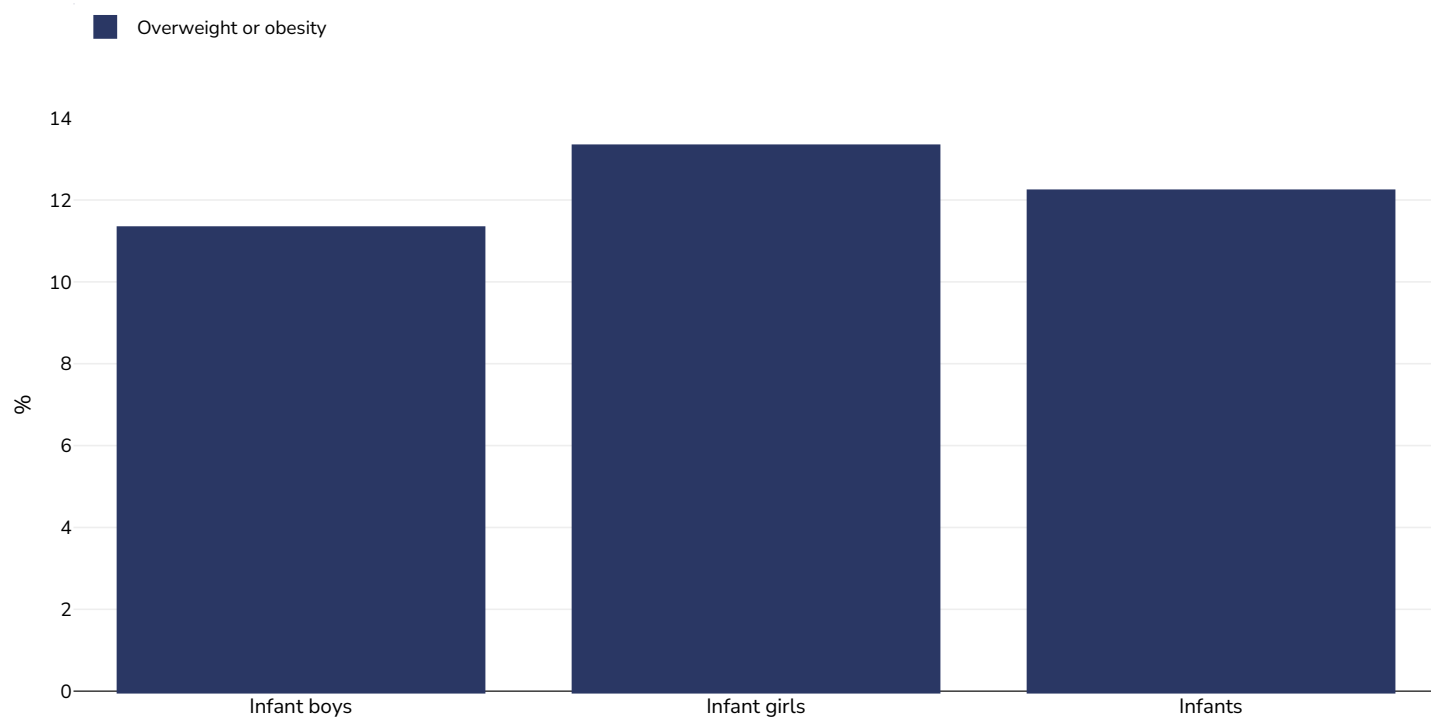
Unless otherwise noted, overweight refers to a BMI between 25kg and 29.9kg/m², obesity refers to a BMI greater than 30kg/m².

Children, 2011



| | |
|---------------|---|
| Survey type: | Self-reported |
| Age: | 13-15 |
| Sample size: | 1629 |
| Area covered: | National |
| References: | Global School-based Student Health Survey (GSHS), available at https://www.who.int/ncds/surveillance/gshs/2011_Barbados_GSHS_FS.pdf?ua=1 (last accessed 25.11.20) |
| Cutoffs: | WHO |

Infants, 2012



Age: 0-5

Sample size: 368

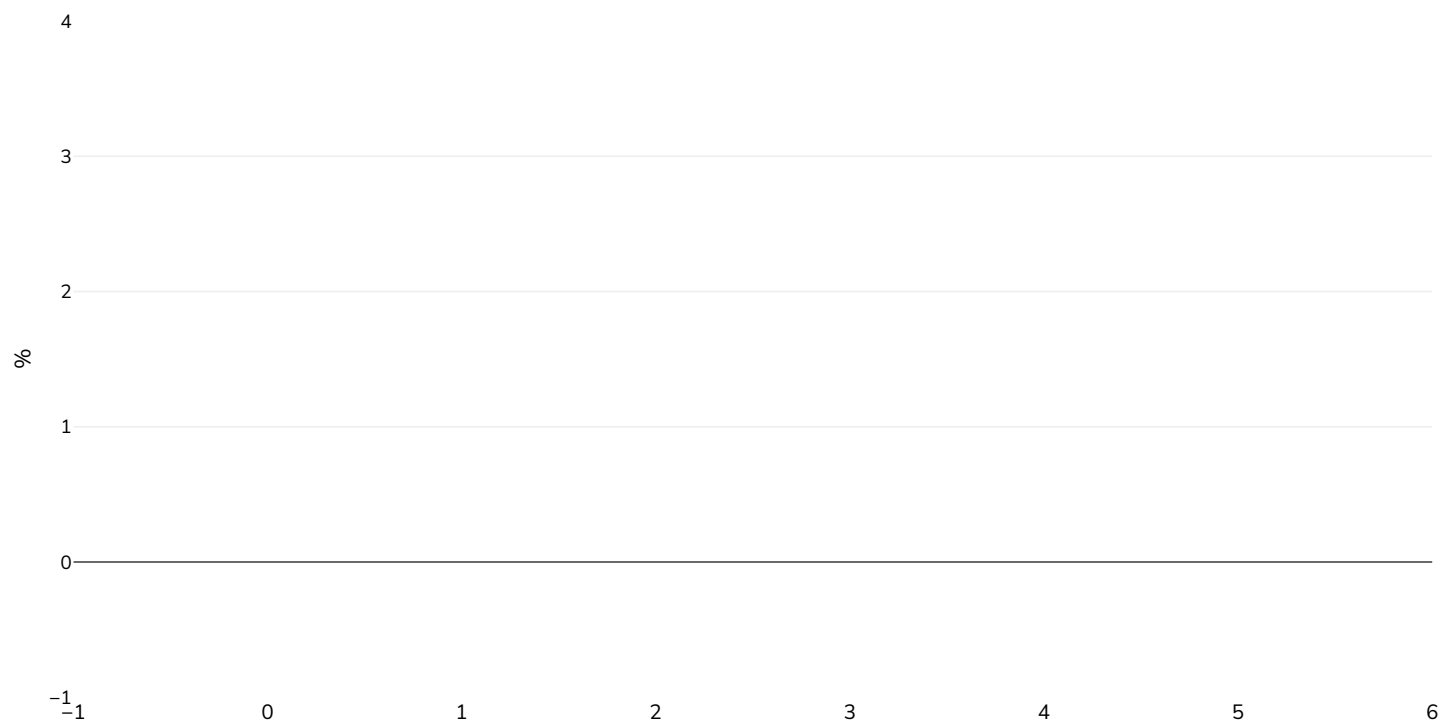
References: MICS: Barbados multiple indicator cluster survey 2012: Final report (MICS4). Bridgetown, Barbados: BSS, 2014.

Notes: UNICEF/WHO/World Bank Joint Child Malnutrition Estimates Expanded Database: Overweight (Survey Estimates), May 2023, New York. For more information about the methodology, please consult <https://data.unicef.org/resources/jme-2023-country-consultations/> Percentage of children under 5 years of age falling above 2 standard deviations (moderate and severe) from the median weight-for-height of the reference population.

Definitions: =>+2SD

Overweight/obesity by education

Infants, 2012



Sample size: 368

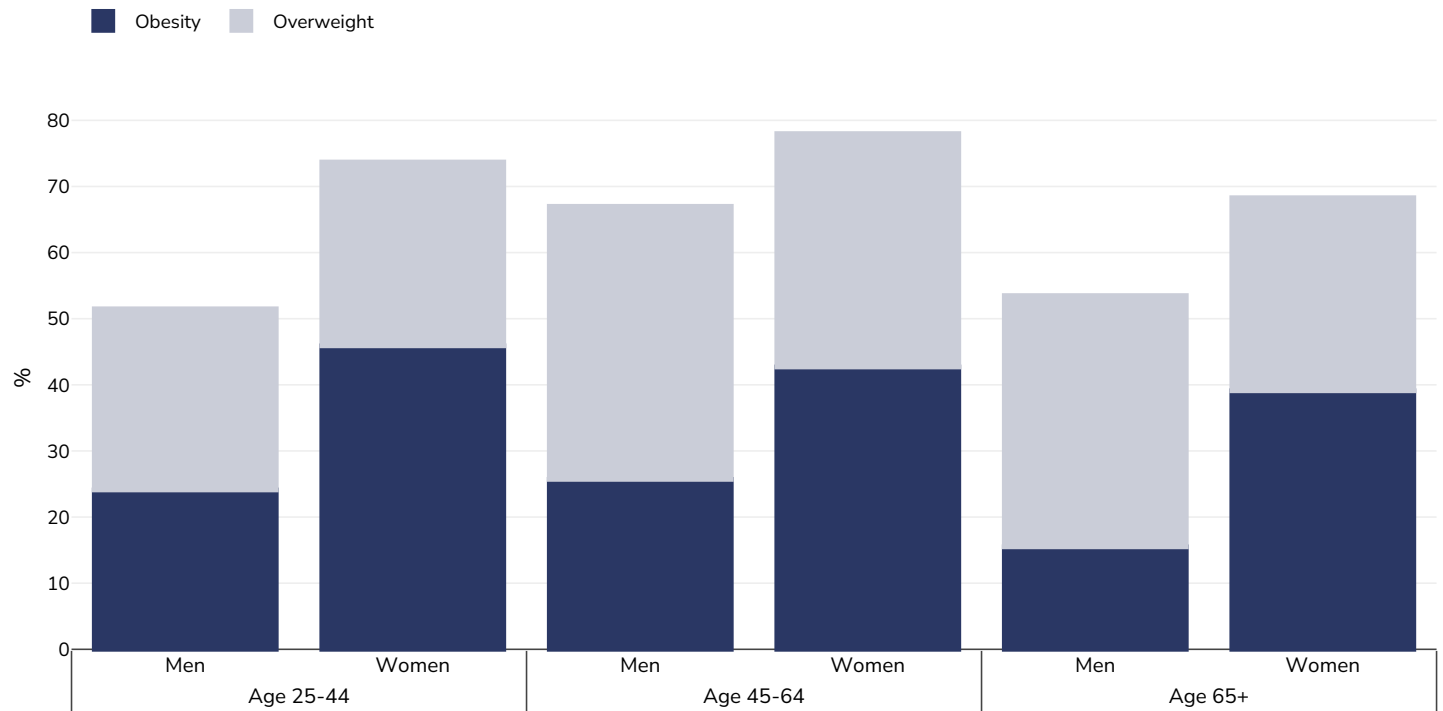
References: MICS: Barbados multiple indicator cluster survey 2012: Final report (MICS4). Bridgetown, Barbados: BSS, 2014.

Notes: UNICEF/WHO/World Bank Joint Child Malnutrition Estimates Expanded Database: Overweight (Survey Estimates), May 2023, New York. For more information about the methodology, please consult <https://data.unicef.org/resources/jme-2023-country-consultations/> Percentage of children under 5 years of age falling above 2 standard deviations (moderate and severe) from the median weight-for-height of the reference population.

Definitions: =>+2SD

Overweight/obesity by age

Adults, 2011



Survey type: Measured

Sample size: 1234

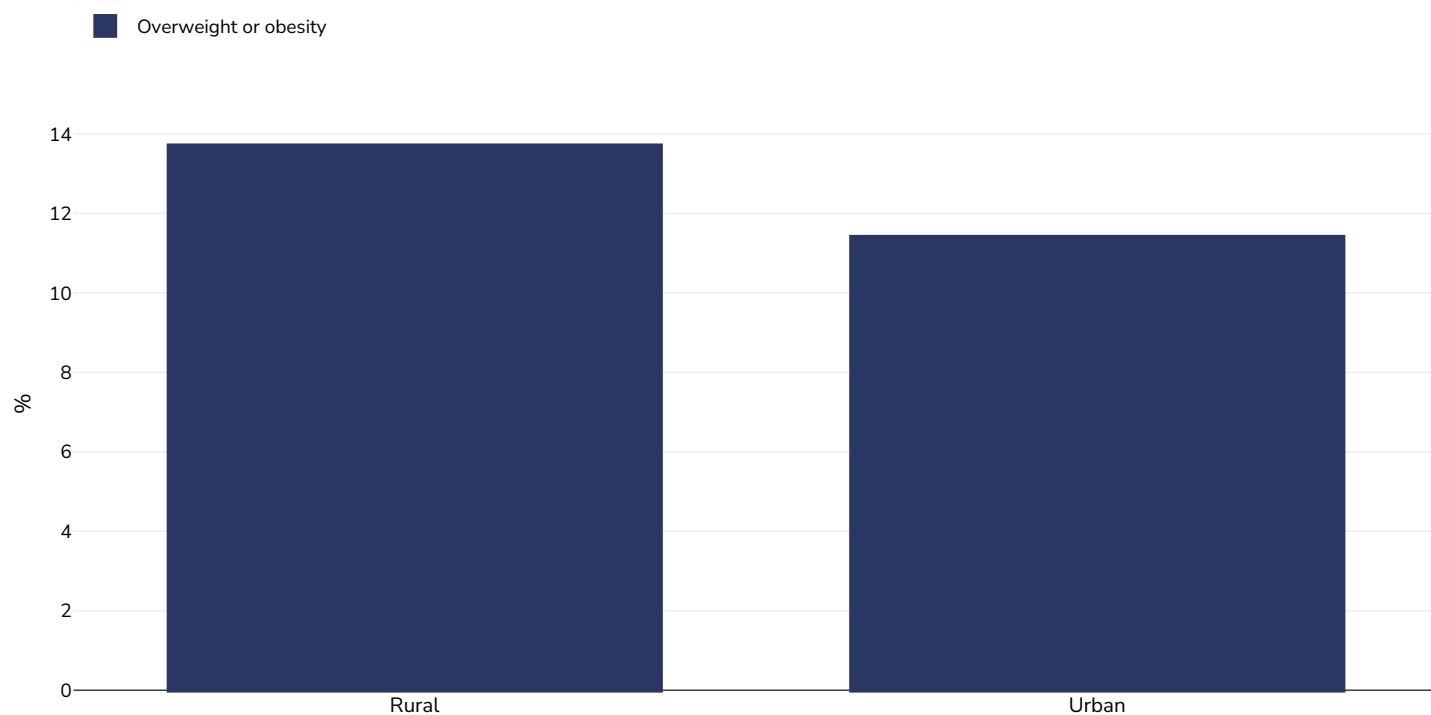
Area covered: National

References: Health of The Nation Survey, Barbados 2015. http://www.archive.healthycaribbean.org/newsletters/aug-2015/CDRC_HealthOfTheNationSurvey.pdf (last accessed 16.07.2019)

Unless otherwise noted, overweight refers to a BMI between 25kg and 29.9kg/m², obesity refers to a BMI greater than 30kg/m².

Overweight/obesity by region

Infants, 2012



Sample size: 368

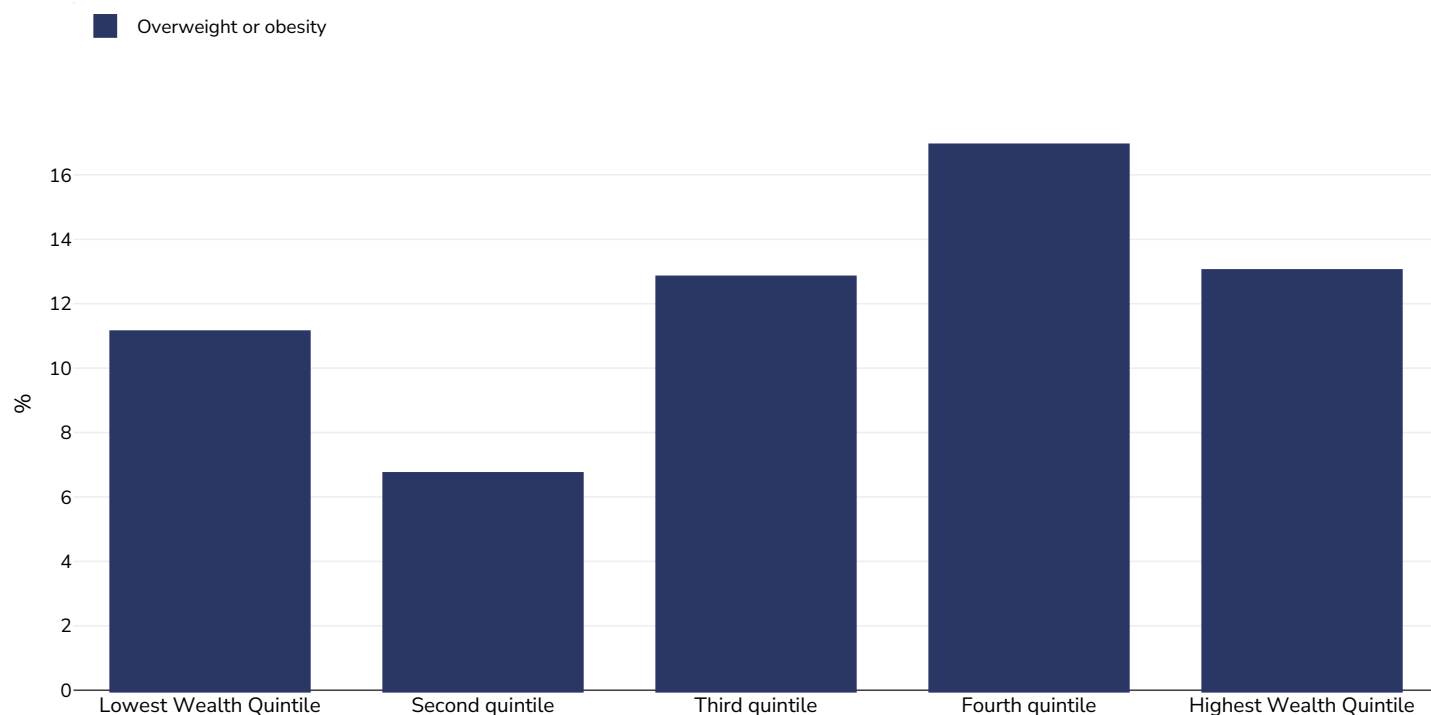
References: MICS: Barbados multiple indicator cluster survey 2012: Final report (MICS4). Bridgetown, Barbados: BSS, 2014.

Notes: UNICEF/WHO/World Bank Joint Child Malnutrition Estimates Expanded Database: Overweight (Survey Estimates), May 2023, New York. For more information about the methodology, please consult <https://data.unicef.org/resources/jme-2023-country-consultations/> Percentage of children under 5 years of age falling above 2 standard deviations (moderate and severe) from the median weight-for-height of the reference population.

Definitions: =>+2SD

Overweight/obesity by socio-economic group

Infants, 2012



Sample size: 368

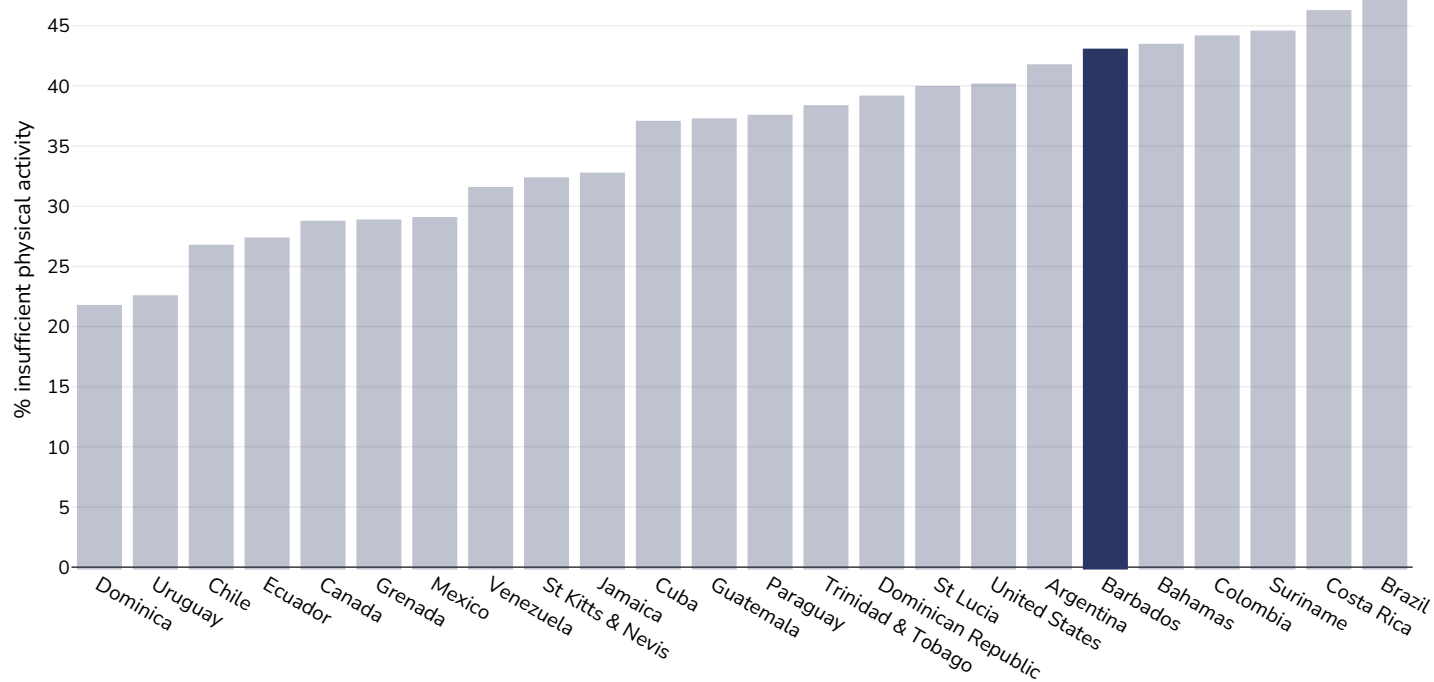
References: MICS: Barbados multiple indicator cluster survey 2012: Final report (MICS4). Bridgetown, Barbados: BSS, 2014.

Notes: UNICEF/WHO/World Bank Joint Child Malnutrition Estimates Expanded Database: Overweight (Survey Estimates), May 2023, New York. For more information about the methodology, please consult <https://data.unicef.org/resources/jme-2023-country-consultations/> Percentage of children under 5 years of age falling above 2 standard deviations (moderate and severe) from the median weight-for-height of the reference population.

Definitions: =>+2SD

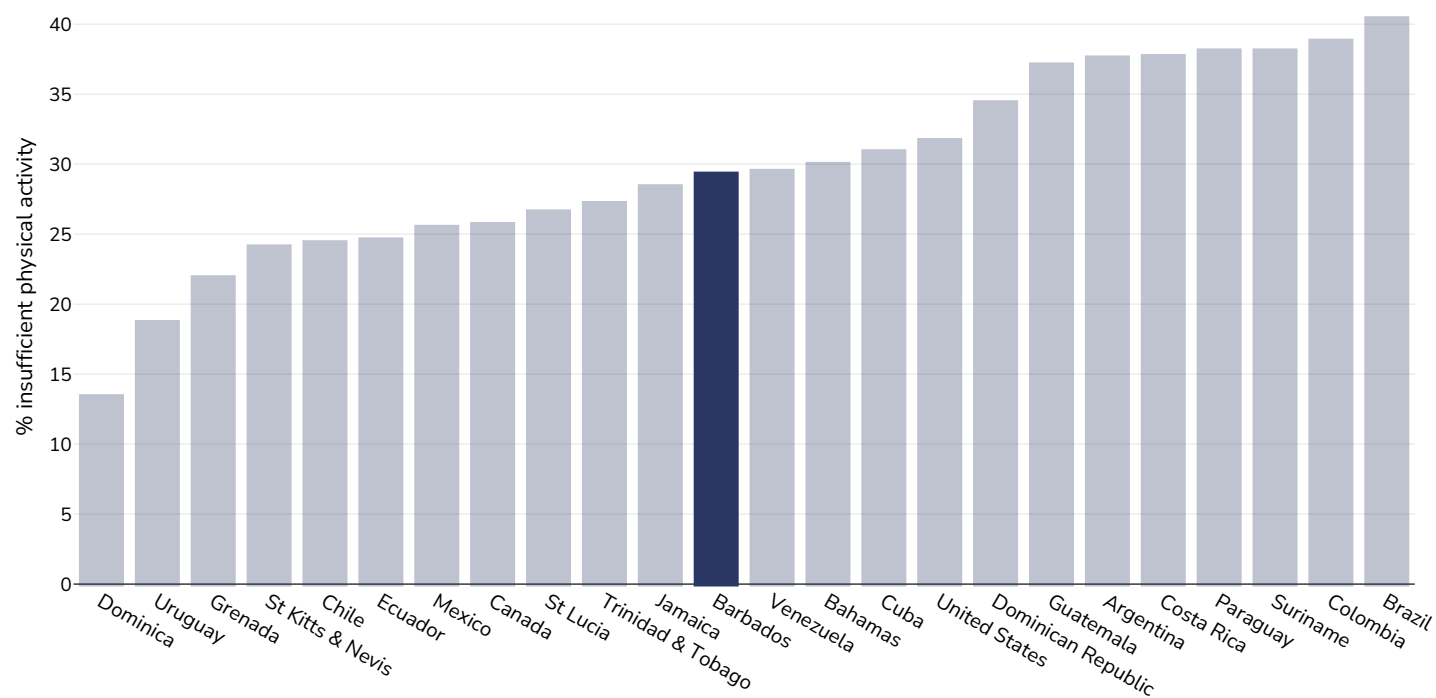
Insufficient physical activity

Adults, 2016



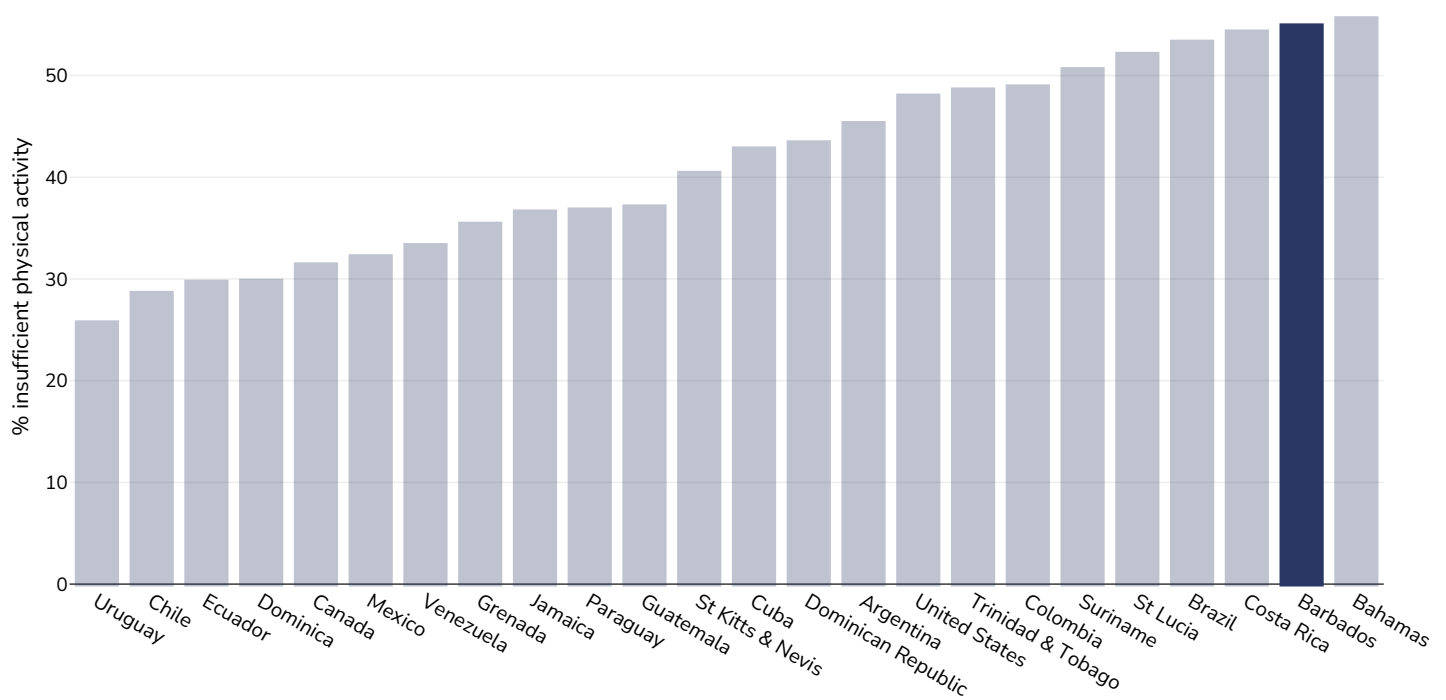
References: Guthold R, Stevens GA, Riley LM, Bull FC. Worldwide trends in insufficient physical activity from 2001 to 2016: a pooled analysis of 358 population-based surveys with 1.9 million participants. *Lancet* 2018 [http://dx.doi.org/10.1016/S2214-109X\(18\)30357-7](http://dx.doi.org/10.1016/S2214-109X(18)30357-7)

Men, 2016



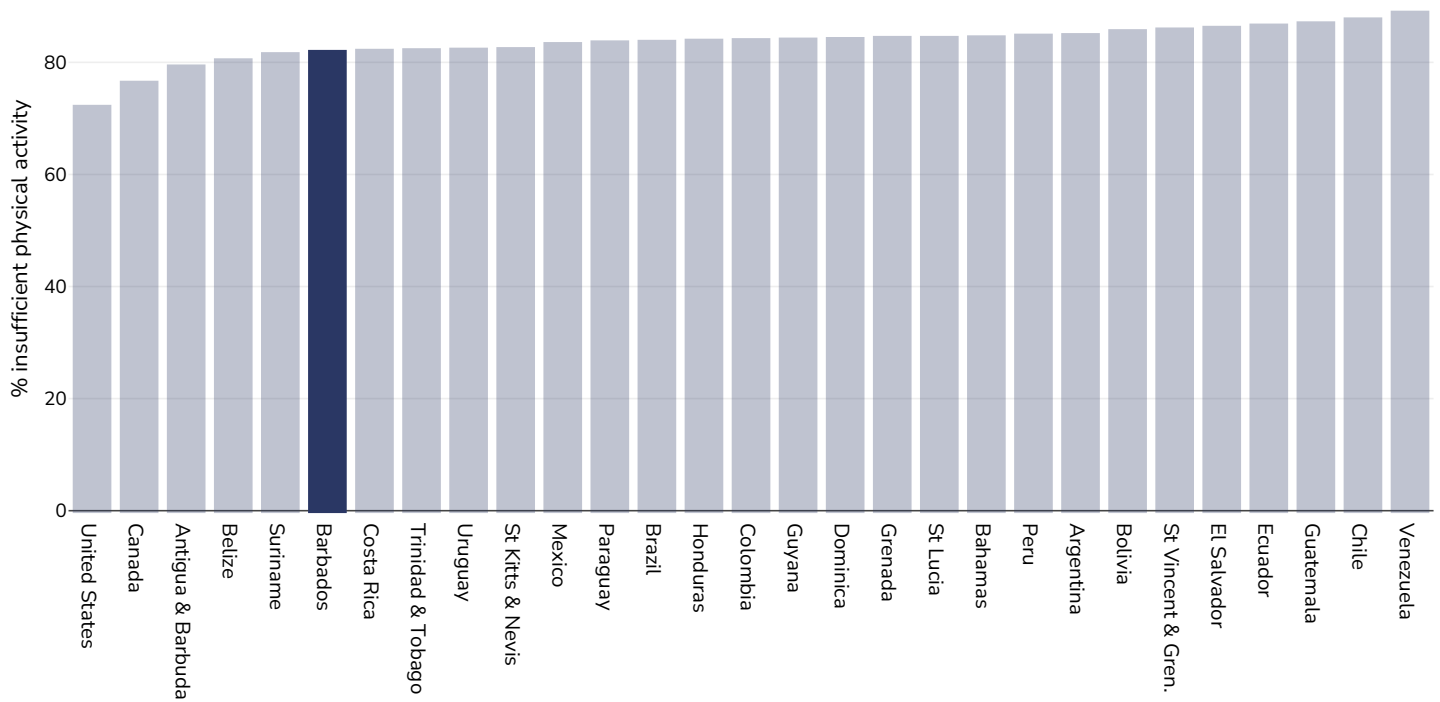
References: Guthold R, Stevens GA, Riley LM, Bull FC. Worldwide trends in insufficient physical activity from 2001 to 2016: a pooled analysis of 358 population-based surveys with 1.9 million participants. Lancet 2018 [http://dx.doi.org/10.1016/S2214-109X\(18\)30357-7](http://dx.doi.org/10.1016/S2214-109X(18)30357-7)

Women, 2016



References: Guthold R, Stevens GA, Riley LM, Bull FC. Worldwide trends in insufficient physical activity from 2001 to 2016: a pooled analysis of 358 population-based surveys with 1.9 million participants. Lancet 2018 [http://dx.doi.org/10.1016/S2214-109X\(18\)30357-7](http://dx.doi.org/10.1016/S2214-109X(18)30357-7)

Children, 2016



Survey type:

Self-reported

Age:

11-17

References:

Global Health Observatory data repository, World Health Organisation, <https://apps.who.int/gho/data/node.main.A893ADO?lang=en> (last accessed 16.03.21)

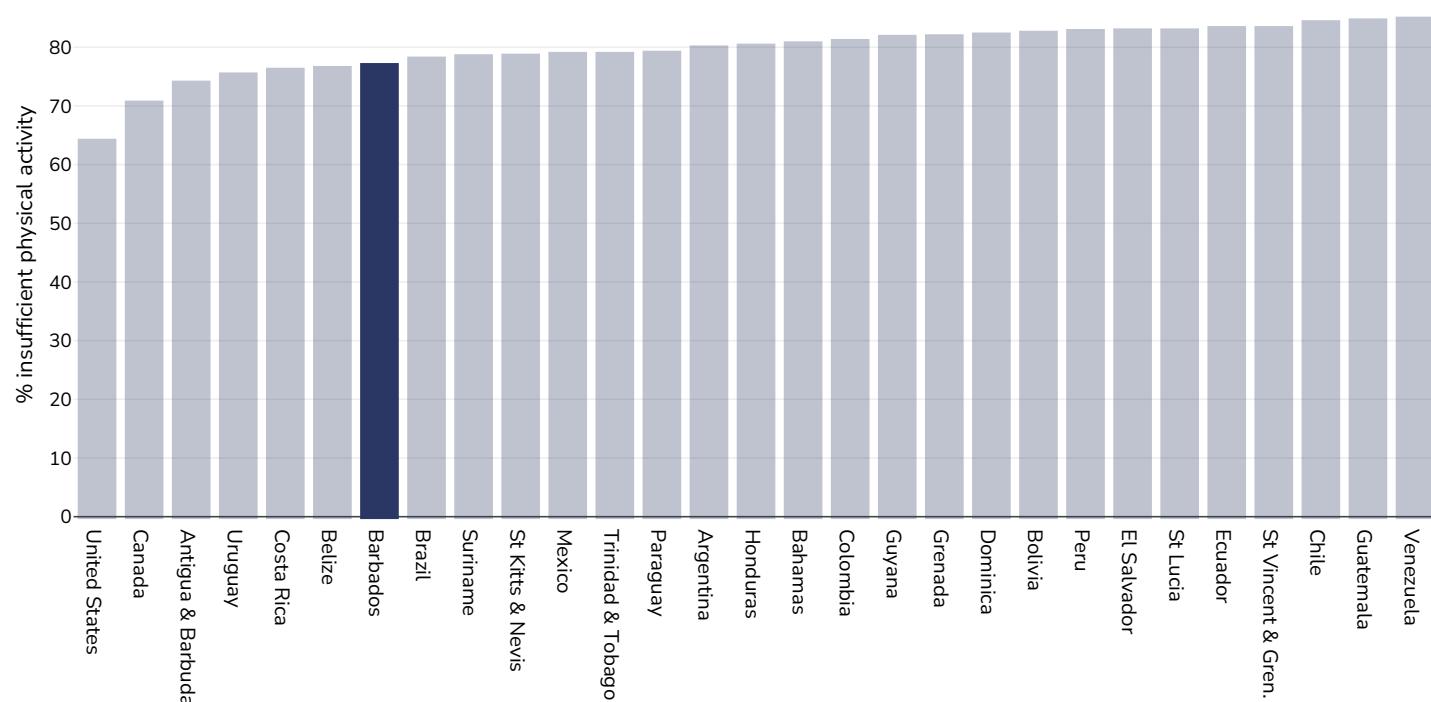
Notes:

% of school going adolescents not meeting WHO recommendations on Physical Activity for Health, i.e. doing less than 60 minutes of moderate- to vigorous-intensity physical activity daily.

Definitions:

% Adolescents insufficiently active (age standardised estimate)

Boys, 2016



Survey type: Self-reported

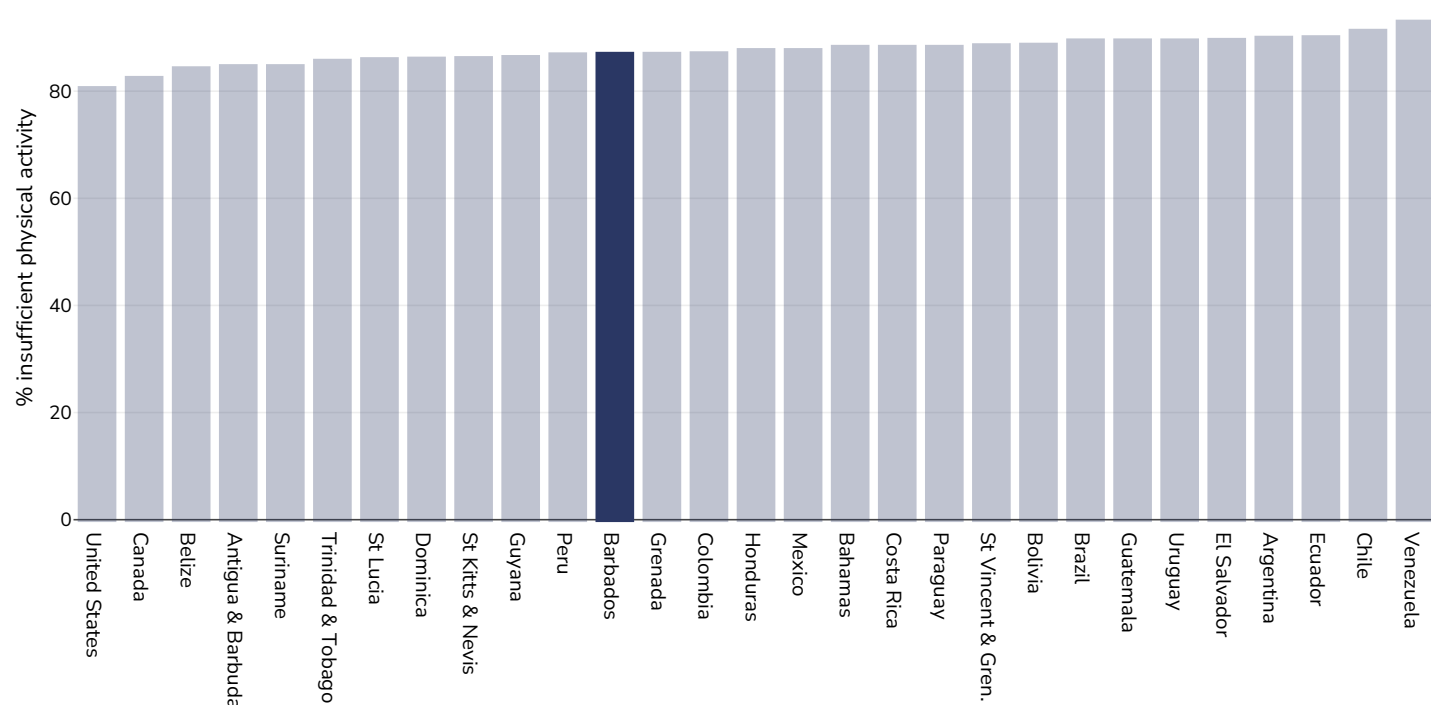
Age: 11-17

References: Global Health Observatory data repository, World Health Organisation, <https://apps.who.int/gho/data/node.main.A893ADO?lang=en> (last accessed 16.03.21)

Notes: % of school going adolescents not meeting WHO recommendations on Physical Activity for Health, i.e. doing less than 60 minutes of moderate- to vigorous-intensity physical activity daily.

Definitions: % Adolescents insufficiently active (age standardised estimate)

Girls, 2016



Survey type: Self-reported

Age: 11-17

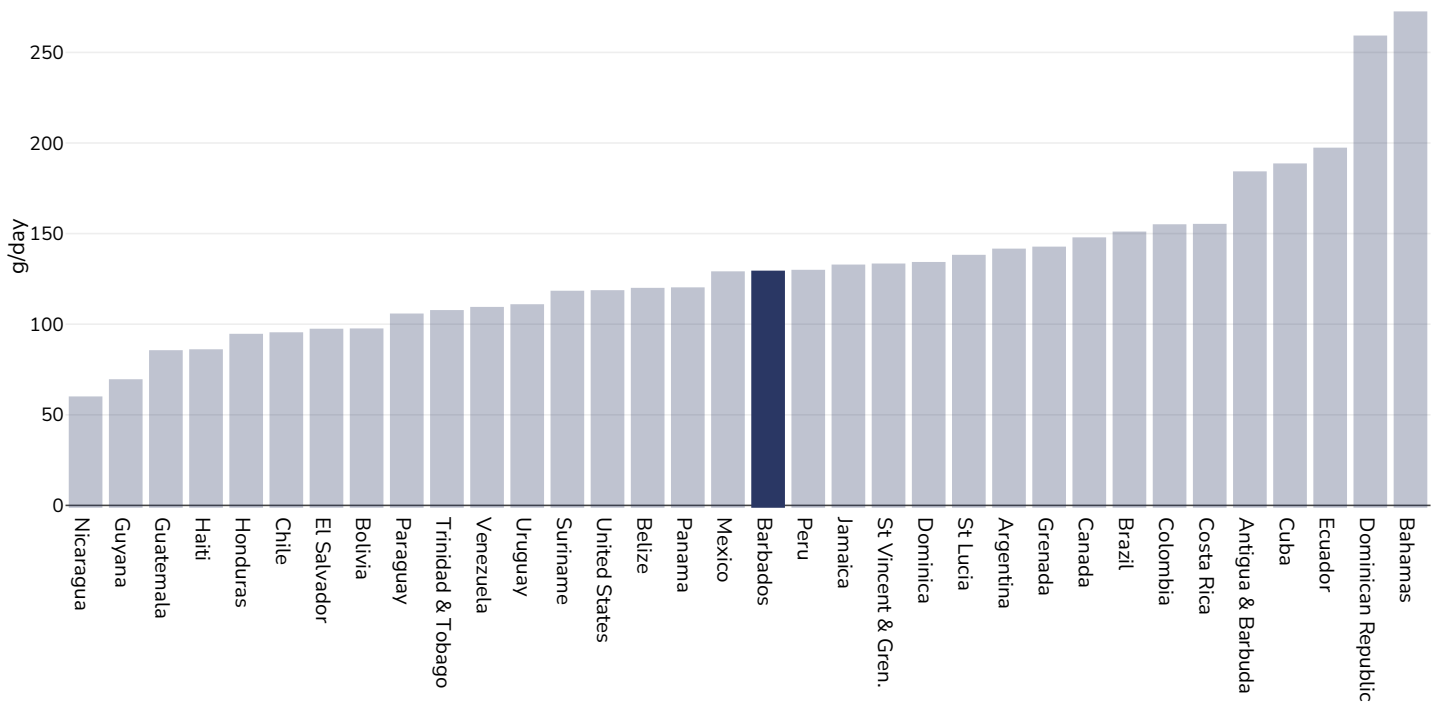
References: Global Health Observatory data repository, World Health Organisation, <https://apps.who.int/gho/data/node.main.A893ADO?lang=en> (last accessed 16.03.21)

Notes: % of school going adolescents not meeting WHO recommendations on Physical Activity for Health, i.e. doing less than 60 minutes of moderate- to vigorous-intensity physical activity daily.

Definitions: % Adolescents insufficiently active (age standardised estimate)

Estimated per capita fruit intake

Adults, 2017



Survey type:

Measured

Age:

25+

References:

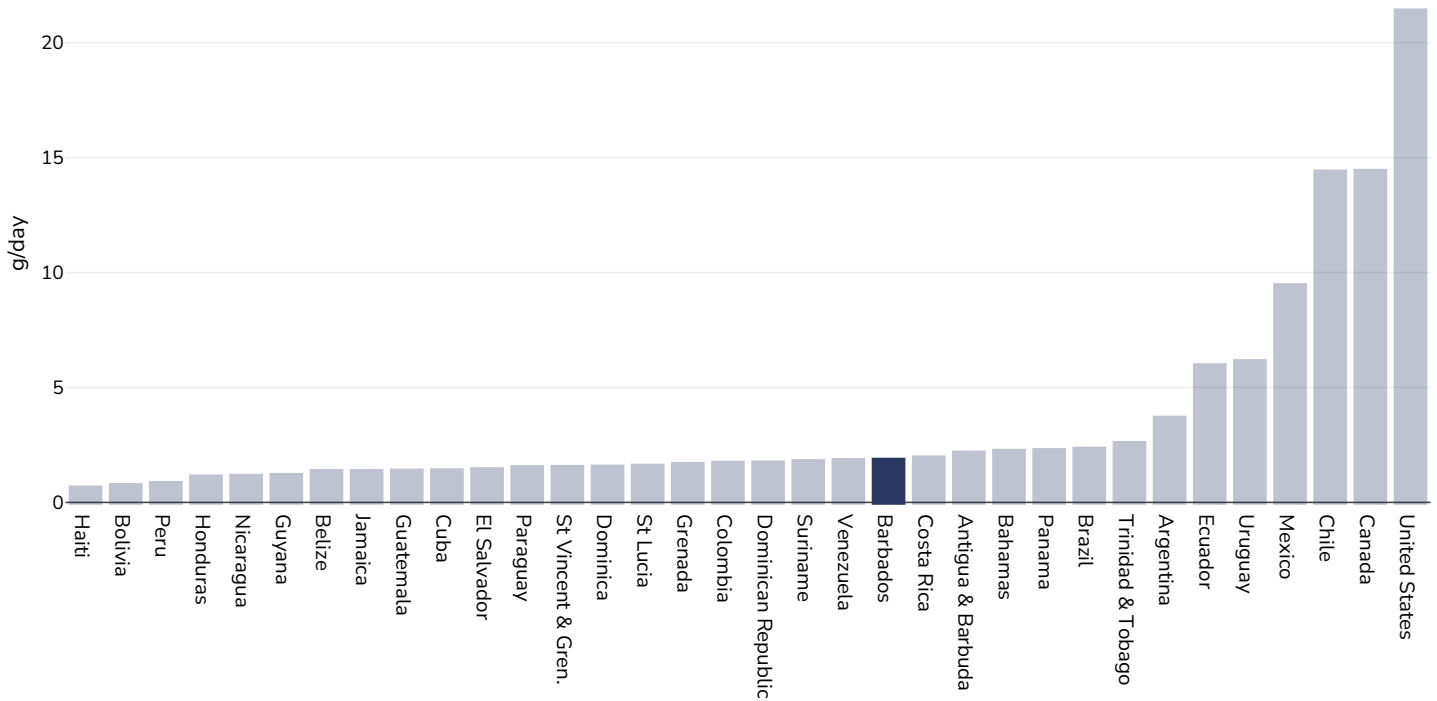
Global Burden of Disease, the Institute for Health Metrics and Evaluation <http://ghdx.healthdata.org/>

Definitions:

Estimated per-capita fruit intake (g/day)

Estimated per-capita processed meat intake

Adults, 2017



Survey type:

Measured

Age:

25+

References:

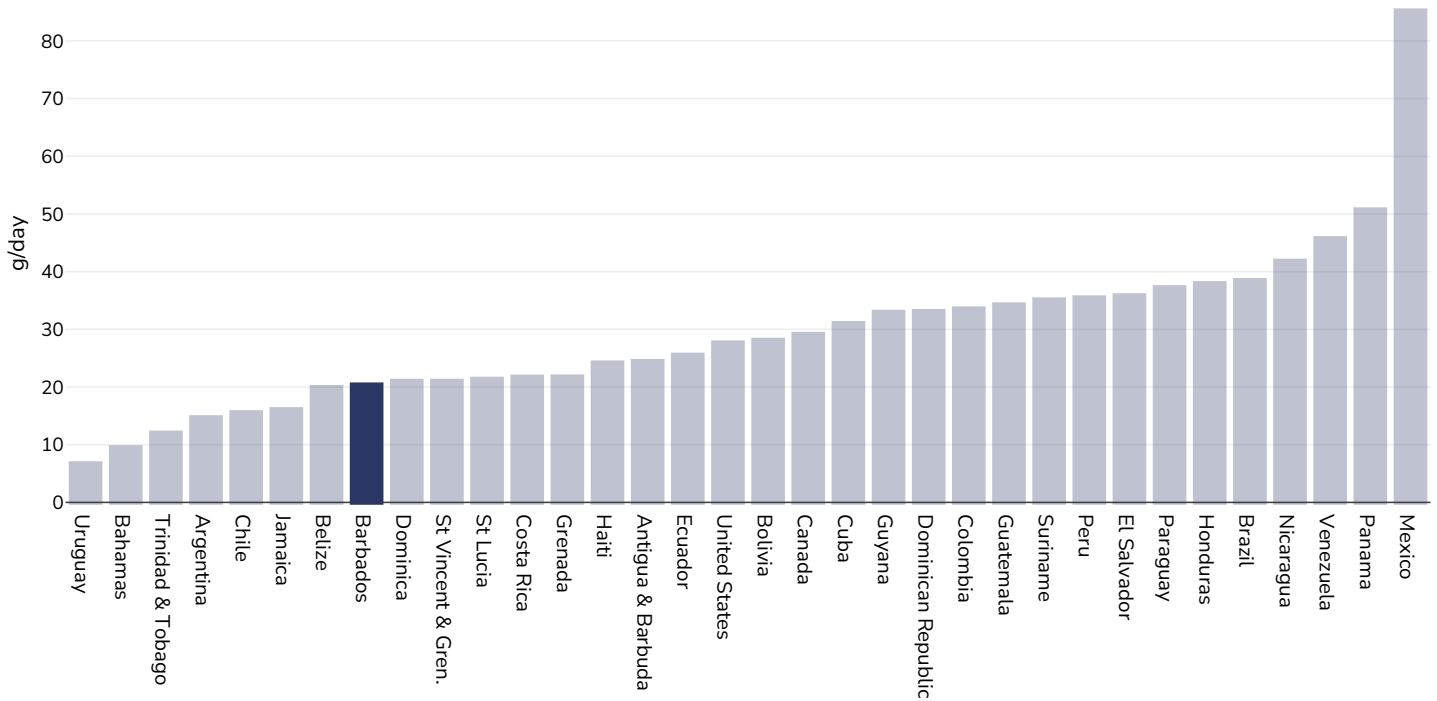
Global Burden of Disease, the Institute for Health Metrics and Evaluation <http://ghdx.healthdata.org/>

Definitions:

Estimated per-capita processed meat intake (g per day)

Estimated per capita whole grains intake

Adults, 2017



Survey type:

Measured

Age:

25+

References:

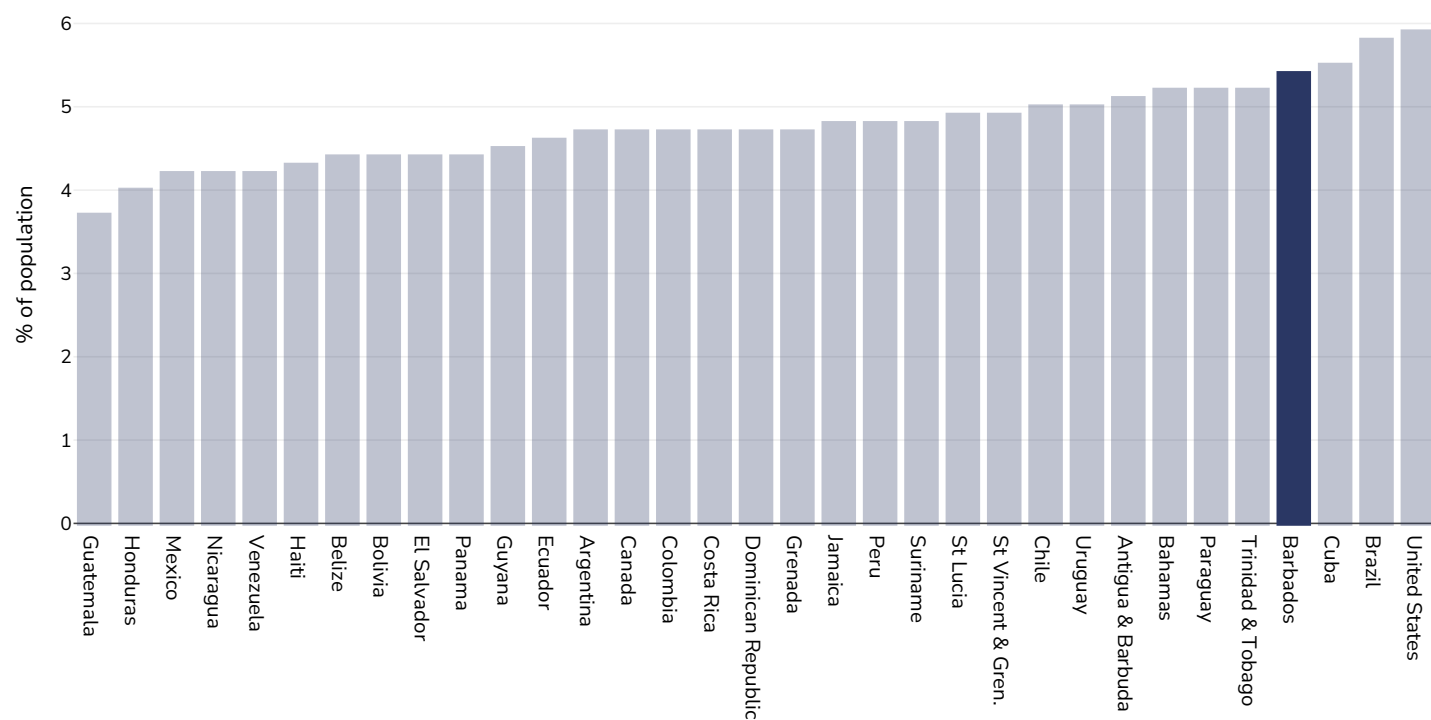
Global Burden of Disease, the Institute for Health Metrics and Evaluation <http://ghdx.healthdata.org/>

Definitions:

Estimated per-capita whole grains intake (g/day)

Mental health - depression disorders

Adults, 2015

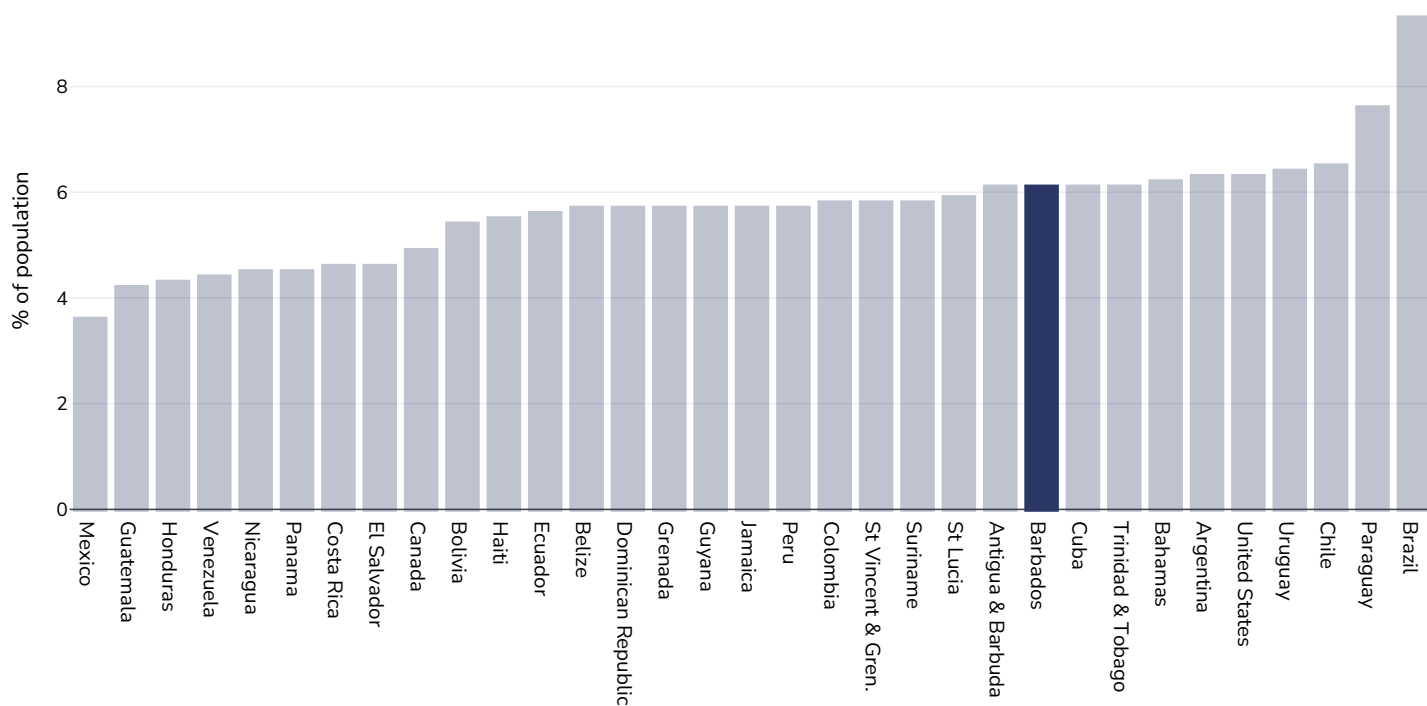


References: Prevalence data from Global Burden of Disease study 2015 (<http://ghdx.healthdata.org>) published in: Depression and Other Common Mental Disorders: Global Health Estimates. Geneva:World Health Organization; 2017. Licence: CC BY-NC-SA 3.0 IGO.

Definitions: % of population with depression disorders

Mental health - anxiety disorders

Adults, 2015




References: Prevalence data from Global Burden of Disease study 2015 (<http://ghdx.healthdata.org>) published in: Depression and Other Common Mental Disorders: Global Health Estimates. Geneva:World Health Organization; 2017. Licence: CC BY-NC-SA 3.0 IGO.

Definitions: % of population with anxiety disorders

% Infants exclusively breastfed 0-5 months

Infants, 1998-2022

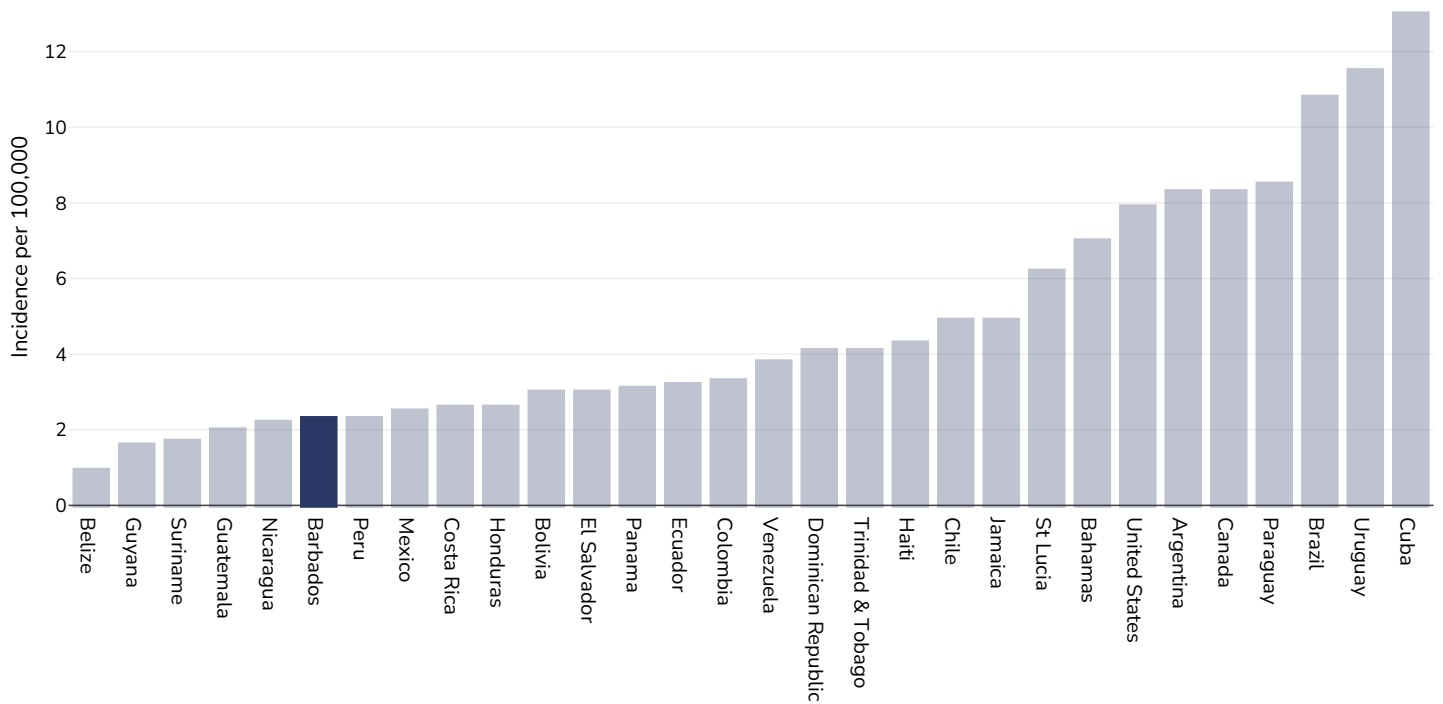


References: Barbados multiple indicator cluster survey 2012: Final report (MICS4). Bridgetown, Barbados: BSS, 2014.

Notes: Full details are available. Original citation United Nations Children's Fund, Division of Data, Analysis, Planning and Monitoring (2023). Global UNICEF Global Databases: Infant and Young Child Feeding: Exclusive breastfeeding, New York, October 2023.

Oesophageal cancer

Men, 2020



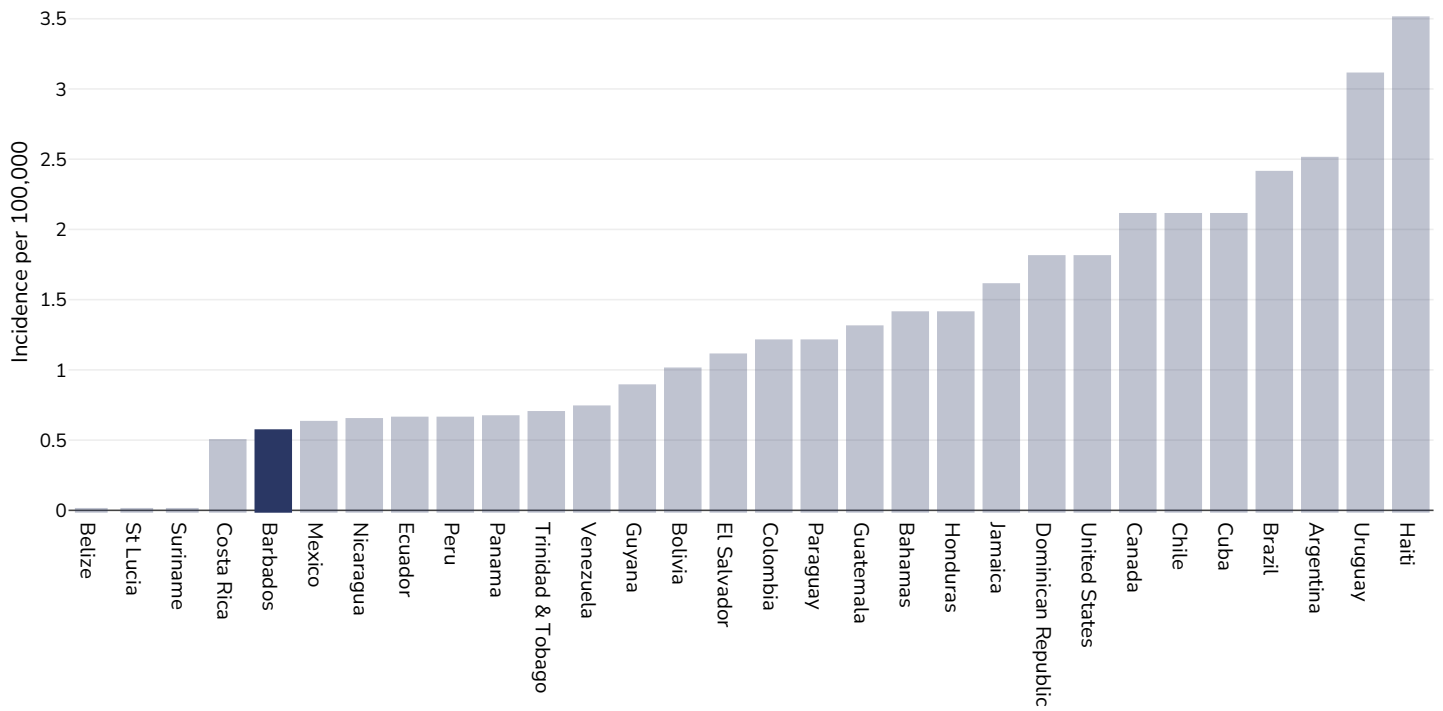
Age: 20+

Area covered: National

References: Ferlay J, Ervik M, Lam F, Colombet M, Mery L, Piñeros M, Znaor A, Soerjomataram I, Bray F (2020). Global Cancer Observatory: Cancer Today. Lyon, France: International Agency for Research on Cancer. Available from: <https://gco.iarc.fr/today>, accessed 10.01.2047

Definitions: Age-standardized incidence rates per 100 000

Women, 2020



Age: 20+

Area covered: National

References: Ferlay J, Ervik M, Lam F, Colombet M, Mery L, Piñeros M, Znaor A, Soerjomataram I, Bray F (2020). Global Cancer Observatory: Cancer Today. Lyon, France: International Agency for Research on Cancer. Available from: <https://gco.iarc.fr/today>, accessed 10.01.2047

Definitions: Age-standardized incidence rates per 100 000

Breast cancer

Women, 2022



Age: 20

Area covered: National

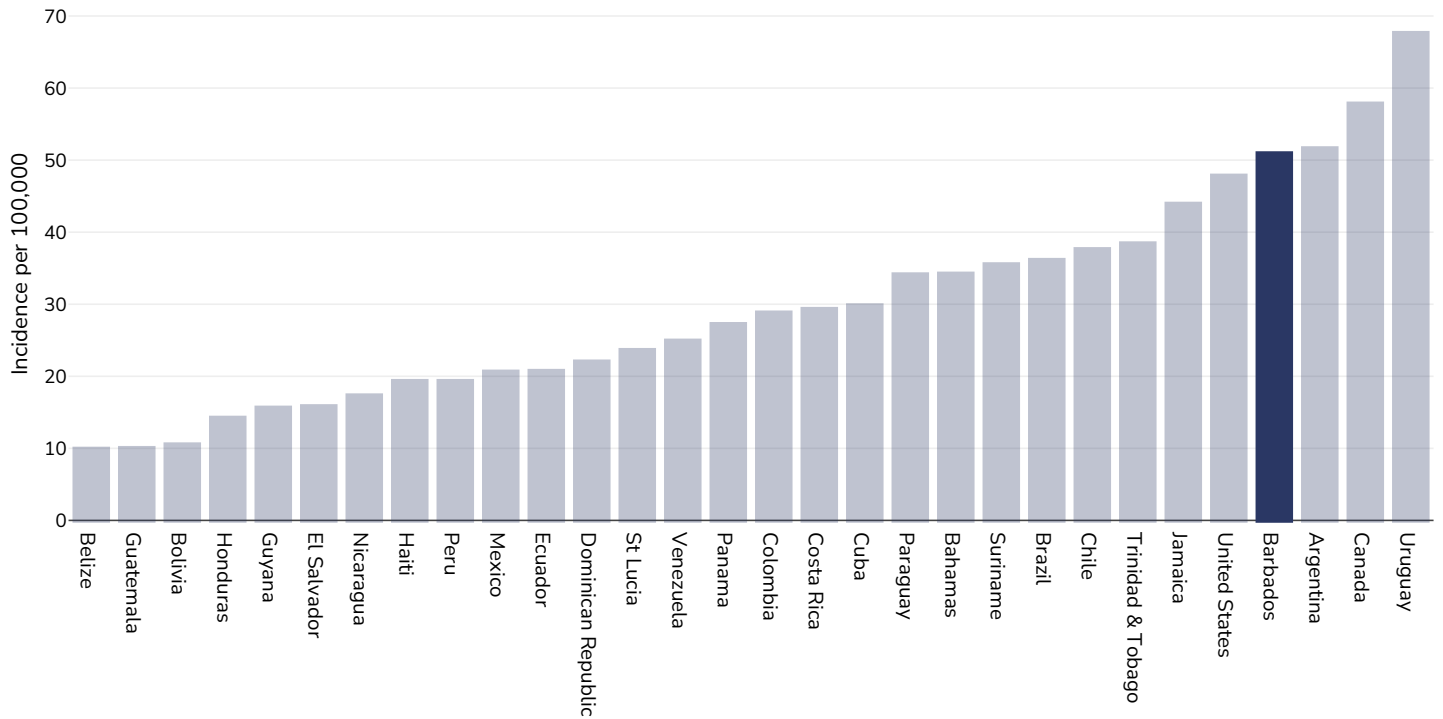
References: Ferlay J, Ervik M, Lam F, Laversanne M, Colombet M, Mery L, Piñeros M, Znaor A, Soerjomataram I, Bray F (2024). Global Cancer Observatory: Cancer Today. Lyon, France: International Agency for Research on Cancer. Available from: <https://gco.iarc.who.int/today>, accessed [16.07.24]

Definitions:

Incidence per 100,000

Colorectal cancer

Men, 2020



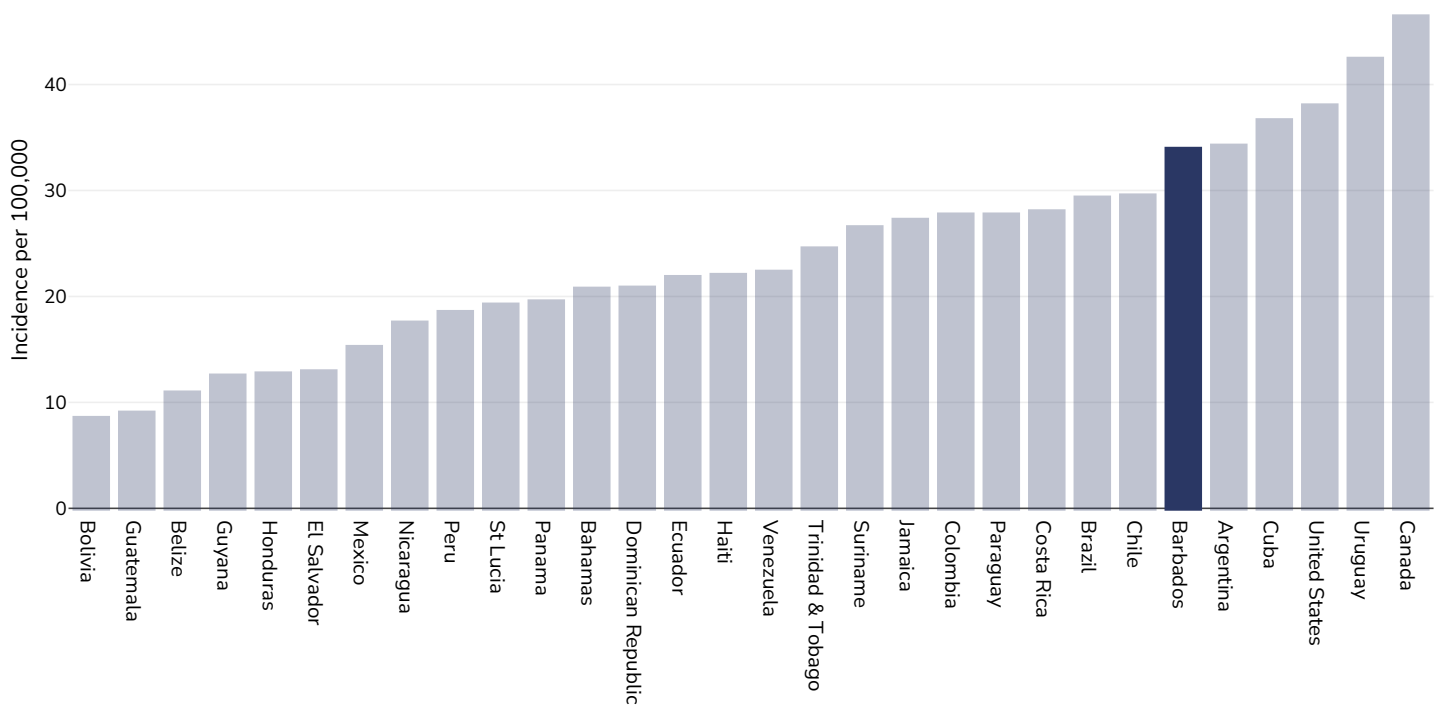
Age: 20+

Area covered: National

References: Ferlay J, Ervik M, Lam F, Colombet M, Mery L, Piñeros M, Znaor A, Soerjomataram I, Bray F (2020). Global Cancer Observatory: Cancer Today. Lyon, France: International Agency for Research on Cancer. Available from: <https://gco.iarc.fr/today>, accessed 10.01.2027

Definitions: Age-standardized incidence rates per 100 000

Women, 2020



Age: 20+

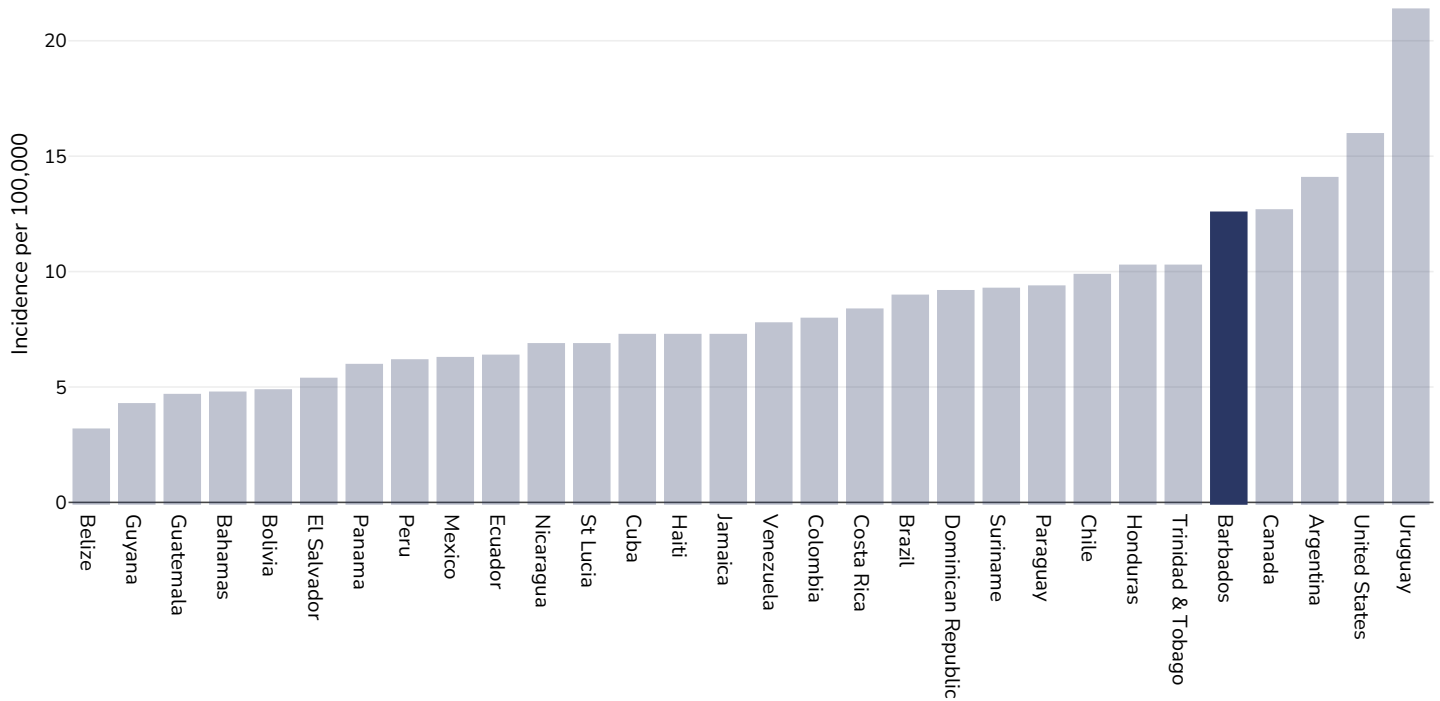
Area covered: National

References: Ferlay J, Ervik M, Lam F, Colombet M, Mery L, Piñeros M, Znaor A, Soerjomataram I, Bray F (2020). Global Cancer Observatory: Cancer Today. Lyon, France: International Agency for Research on Cancer. Available from: <https://gco.iarc.fr/today>, accessed 10.01.2047

Definitions: Age-standardized incidence rates per 100 000

Pancreatic cancer

Men, 2020



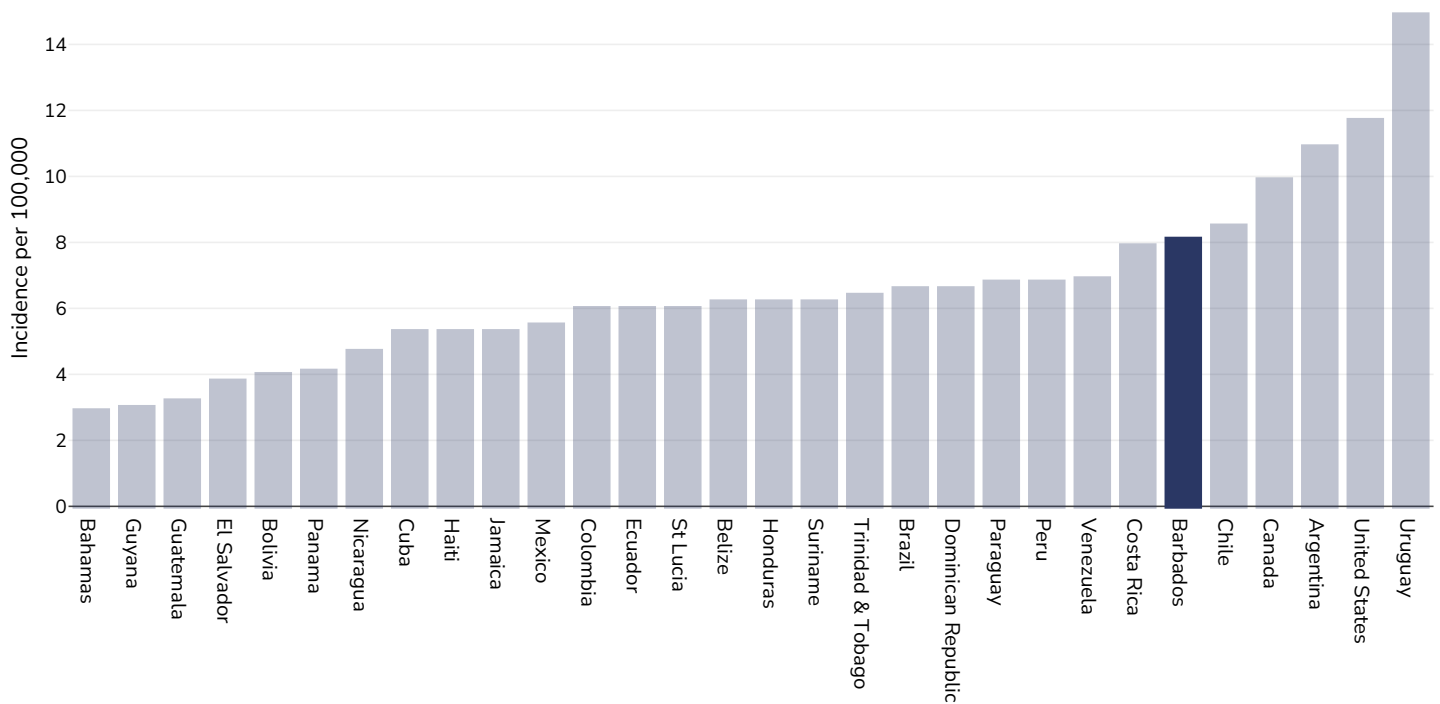
Age: 20+

Area covered: National

References: Ferlay J, Ervik M, Lam F, Colombet M, Mery L, Piñeros M, Znaor A, Soerjomataram I, Bray F (2020). Global Cancer Observatory: Cancer Today. Lyon, France: International Agency for Research on Cancer. Available from: <https://gco.iarc.fr/today>, accessed 10.01.2027

Definitions: Age-standardized incidence rates per 100 000

Women, 2020



Age: 20+

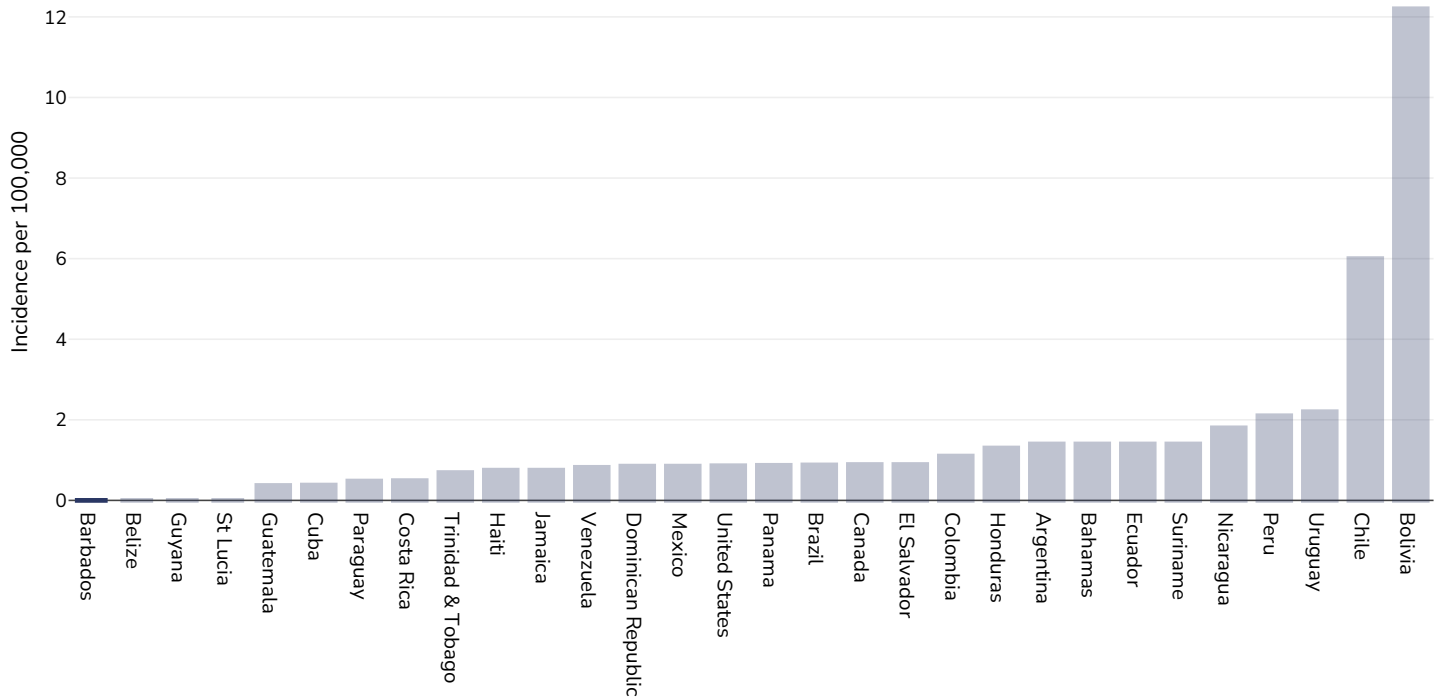
Area covered: National

References: Ferlay J, Ervik M, Lam F, Colombet M, Mery L, Piñeros M, Znaor A, Soerjomataram I, Bray F (2020). Global Cancer Observatory: Cancer Today. Lyon, France: International Agency for Research on Cancer. Available from: <https://gco.iarc.fr/today>, accessed 10.01.2047

Definitions: Age-standardized incidence rates per 100 000

Gallbladder cancer

Men, 2020



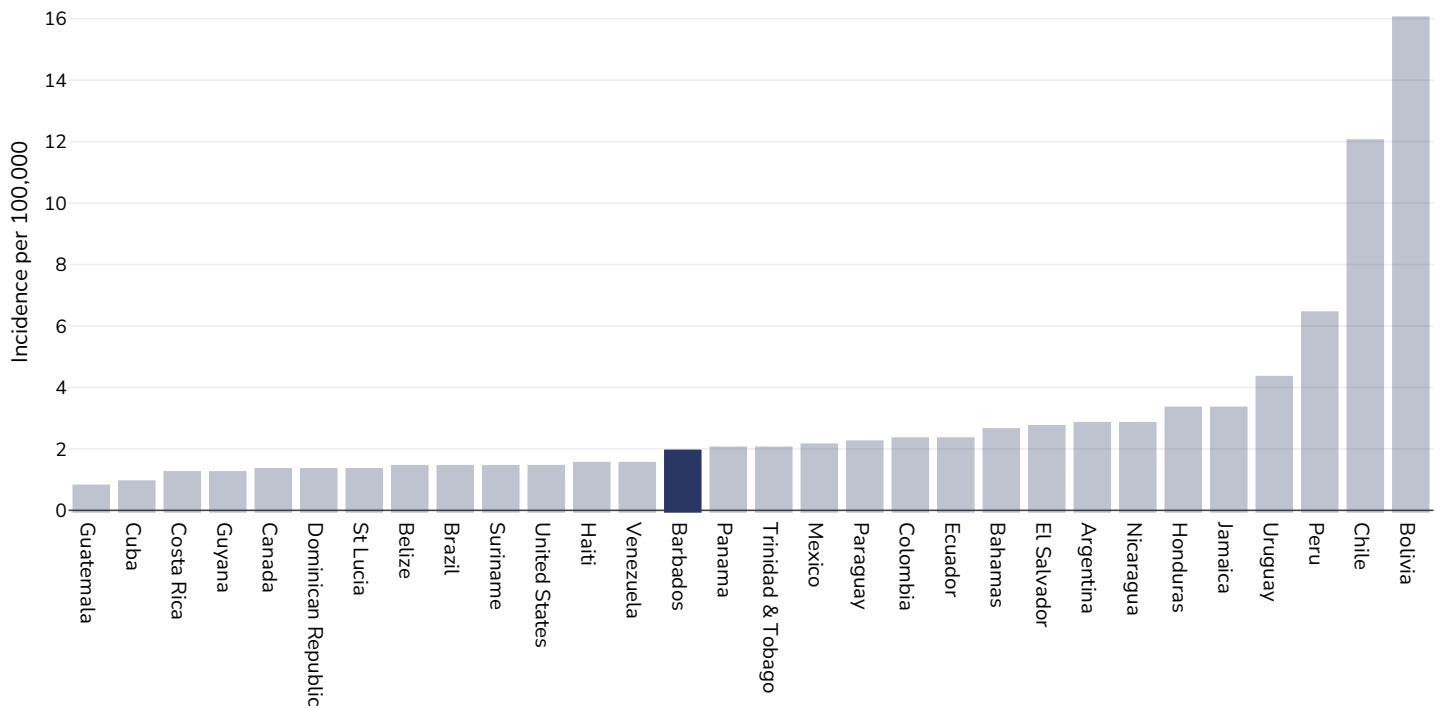
Age: 20+

Area covered: National

References: Ferlay J, Ervik M, Lam F, Colombet M, Mery L, Piñeros M, Znaor A, Soerjomataram I, Bray F (2020). Global Cancer Observatory: Cancer Today. Lyon, France: International Agency for Research on Cancer. Available from: <https://gco.iarc.fr/today>, accessed 10.01.2047

Definitions: Age-standardized incidence rates per 100 000

Women, 2020



Age: 20+

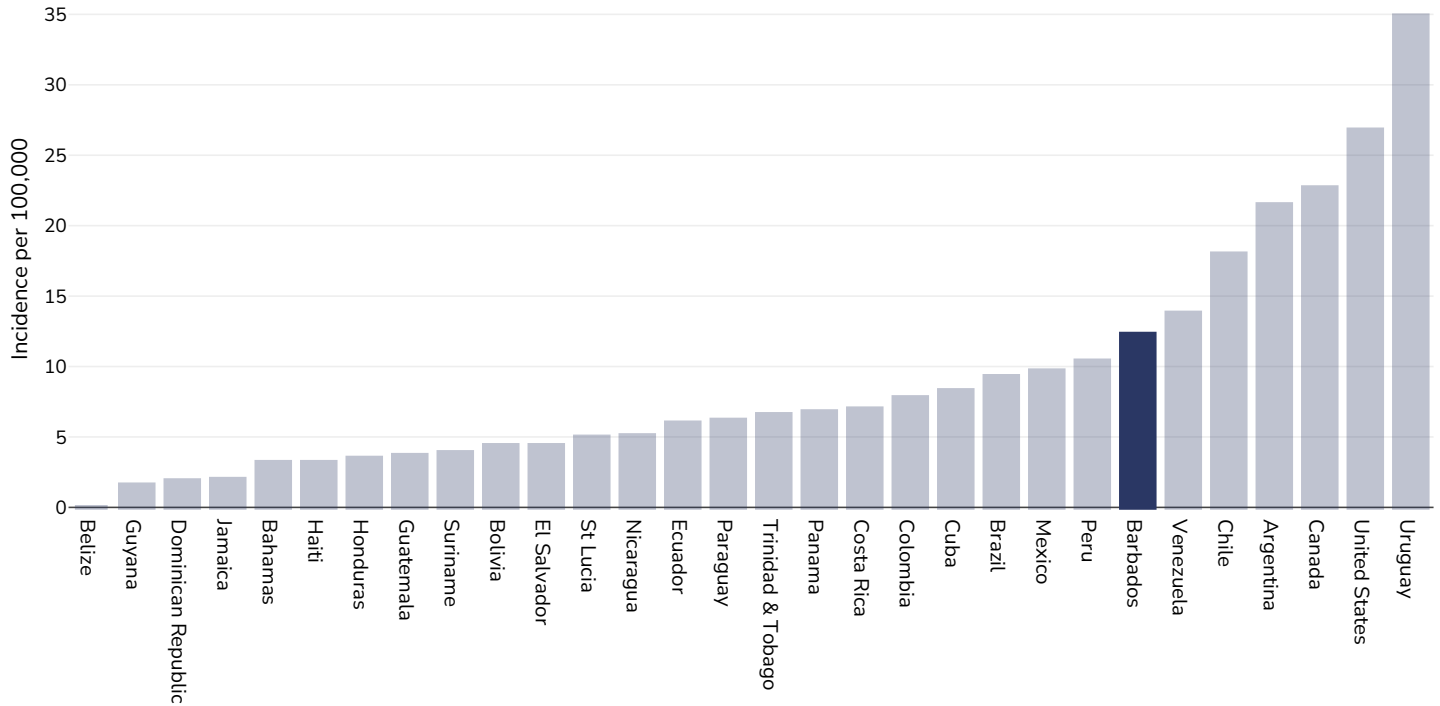
Area covered: National

References: Ferlay J, Ervik M, Lam F, Colombet M, Mery L, Piñeros M, Znaor A, Soerjomataram I, Bray F (2020). Global Cancer Observatory: Cancer Today. Lyon, France: International Agency for Research on Cancer. Available from: <https://gco.iarc.fr/today>, accessed 10.01.2047

Definitions: Age-standardized incidence rates per 100 000

Kidney cancer

Men, 2020



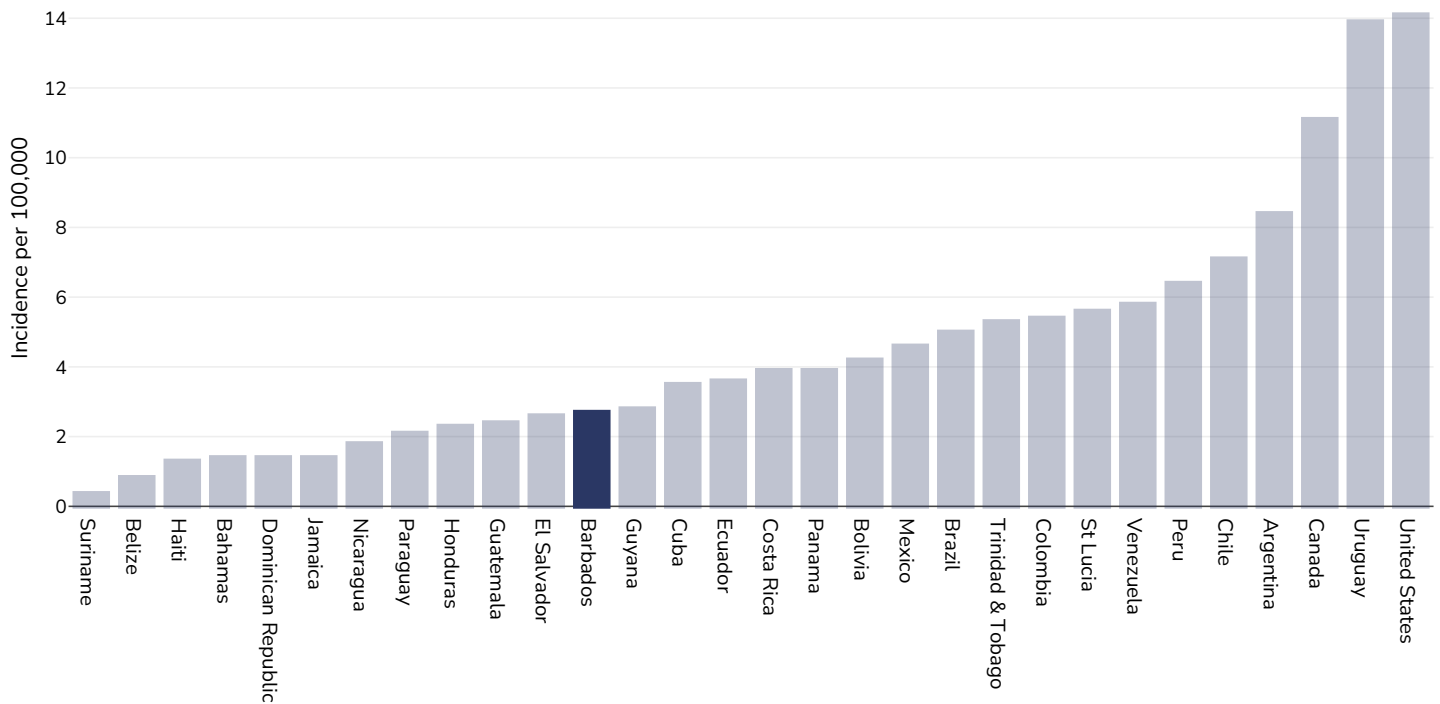
Age: 20+

Area covered: National

References: Ferlay J, Ervik M, Lam F, Colombet M, Mery L, Piñeros M, Znaor A, Soerjomataram I, Bray F (2020). Global Cancer Observatory: Cancer Today. Lyon, France: International Agency for Research on Cancer. Available from: <https://gco.iarc.fr/today>, accessed 10.01.2047

Definitions: Age-standardized incidence rates per 100 000

Women, 2020



Age: 20+

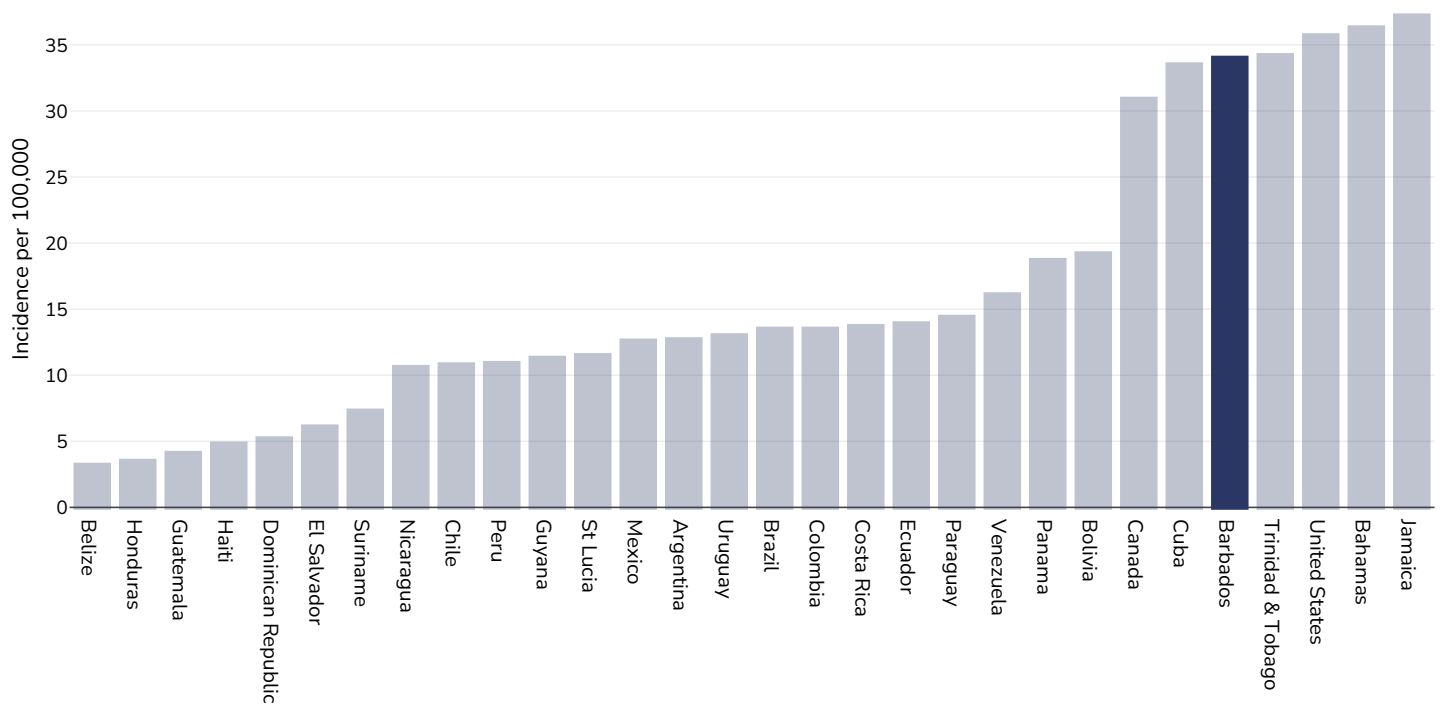
Area covered: National

References: Ferlay J, Ervik M, Lam F, Colombet M, Mery L, Piñeros M, Znaor A, Soerjomataram I, Bray F (2020). Global Cancer Observatory: Cancer Today. Lyon, France: International Agency for Research on Cancer. Available from: <https://gco.iarc.fr/today>, accessed 10.01.2047

Definitions: Age-standardized incidence rates per 100 000

Cancer of the uterus

Women, 2020



Age: 20+

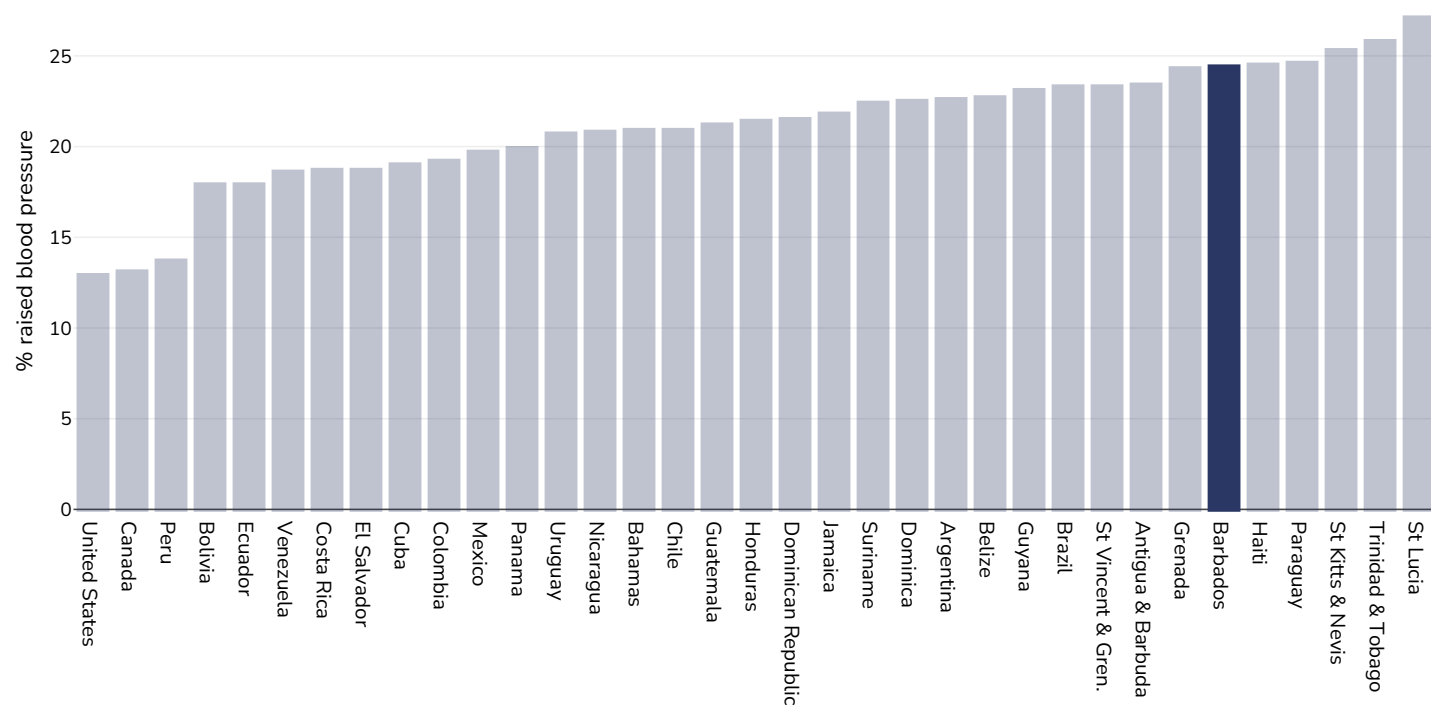
Area covered: National

References: Ferlay J, Ervik M, Lam F, Colombet M, Mery L, Piñeros M, Znaor A, Soerjomataram I, Bray F (2020). Global Cancer Observatory: Cancer Today. Lyon, France: International Agency for Research on Cancer. Available from: <https://gco.iarc.fr/today>, accessed 10.01.2047

Definitions: Age-standardized incidence rates per 100 000

Raised blood pressure

Adults, 2015



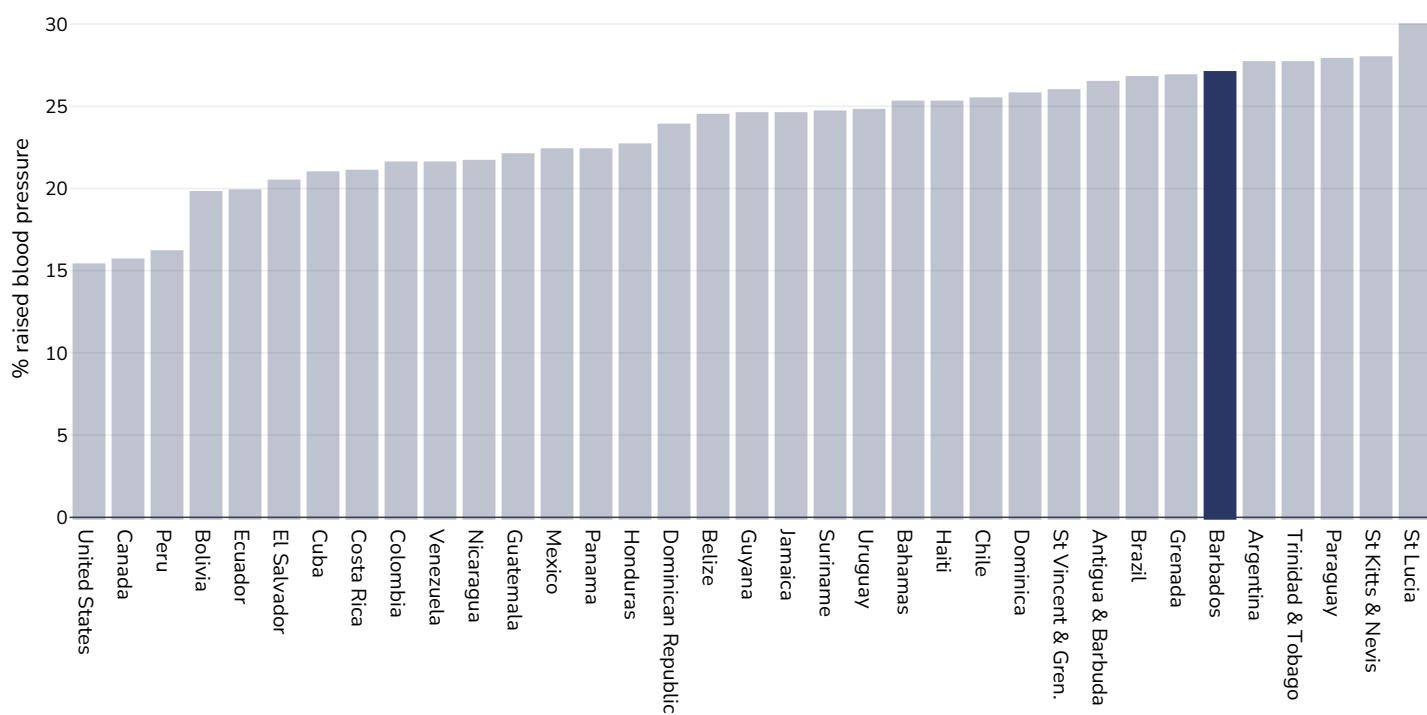
References:

Global Health Observatory data repository, World Health Organisation,
<http://apps.who.int/gho/data/node.main.A875?lang=en>

Definitions:

Age Standardised estimated % Raised blood pressure 2015 (SBP \geq 140 OR DBP \geq 90).

Men, 2015



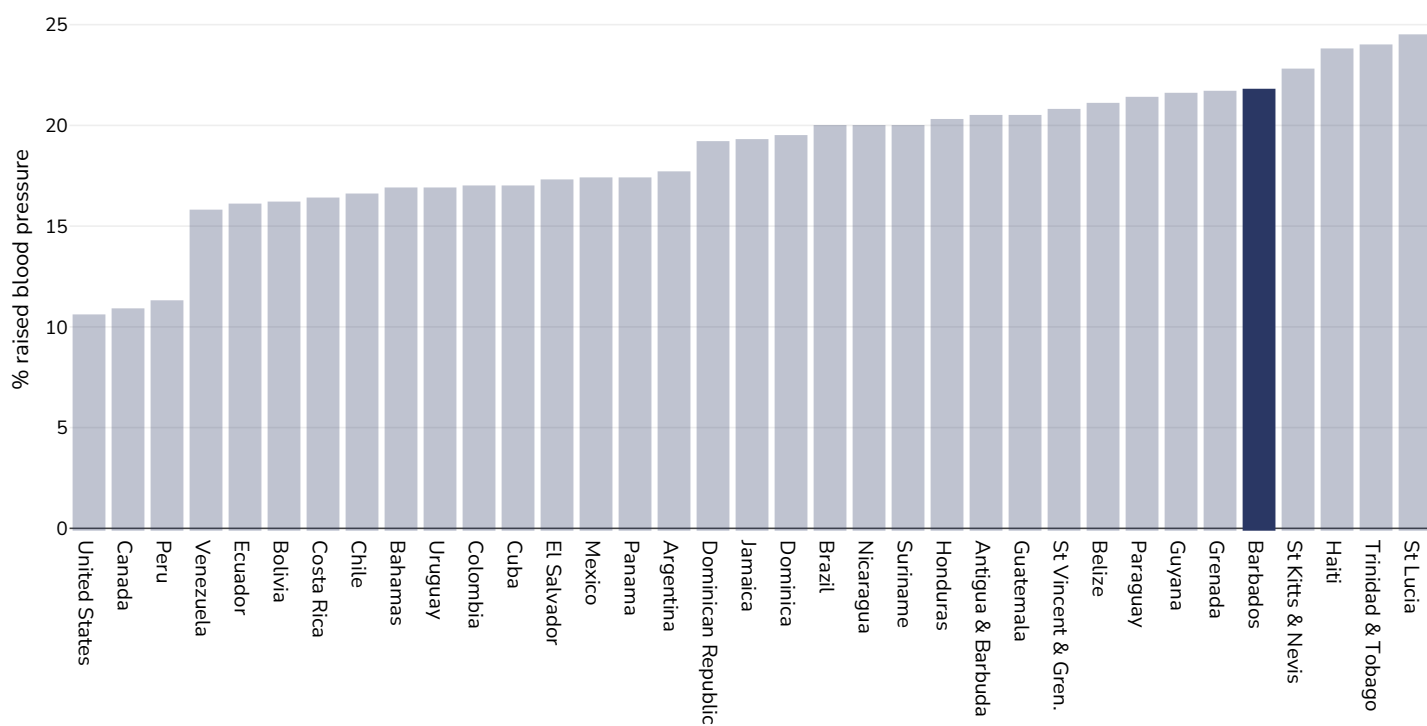
References:

Global Health Observatory data repository, World Health Organisation,
<http://apps.who.int/gho/data/node.main.A875?lang=en>

Definitions:

Age Standardised estimated % Raised blood pressure 2015 (SBP>=140 OR DBP>=90).

Women, 2015



References:

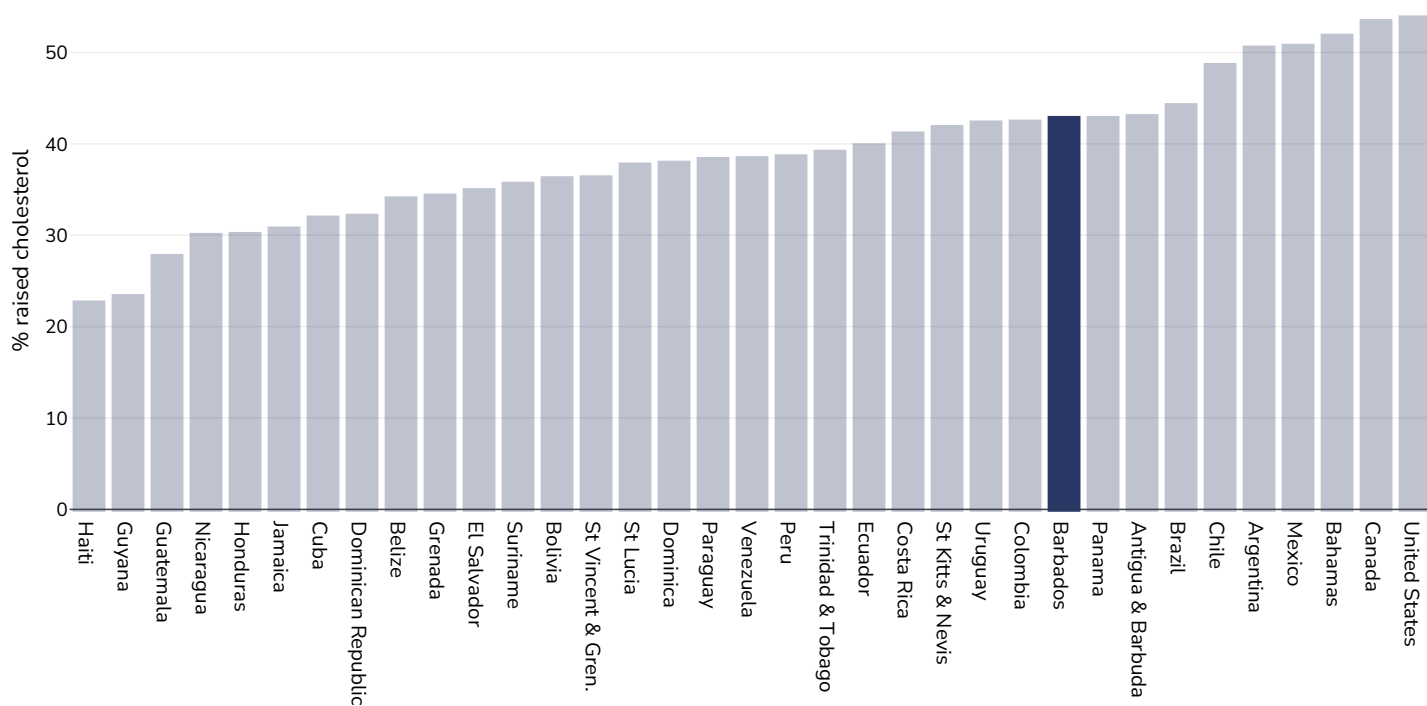
Global Health Observatory data repository, World Health Organisation,
<http://apps.who.int/gho/data/node.main.A875?lang=en>

Definitions:

Age Standardised estimated % Raised blood pressure 2015 (SBP>=140 OR DBP>=90).

Raised cholesterol

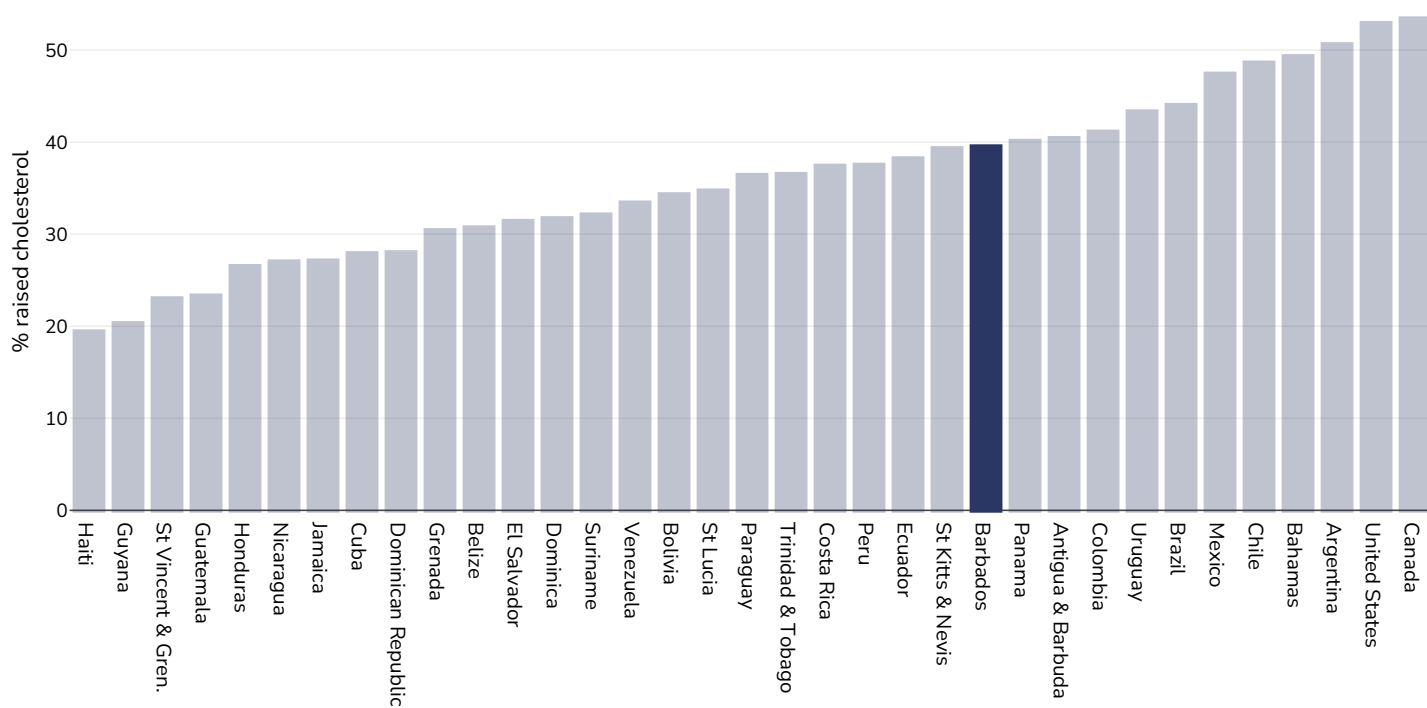
Adults, 2008



References: Global Health Observatory data repository, World Health Organisation, <http://apps.who.int/gho/data/node.main.A885>

Definitions: % Raised total cholesterol (≥ 5.0 mmol/L) (age-standardized estimate).

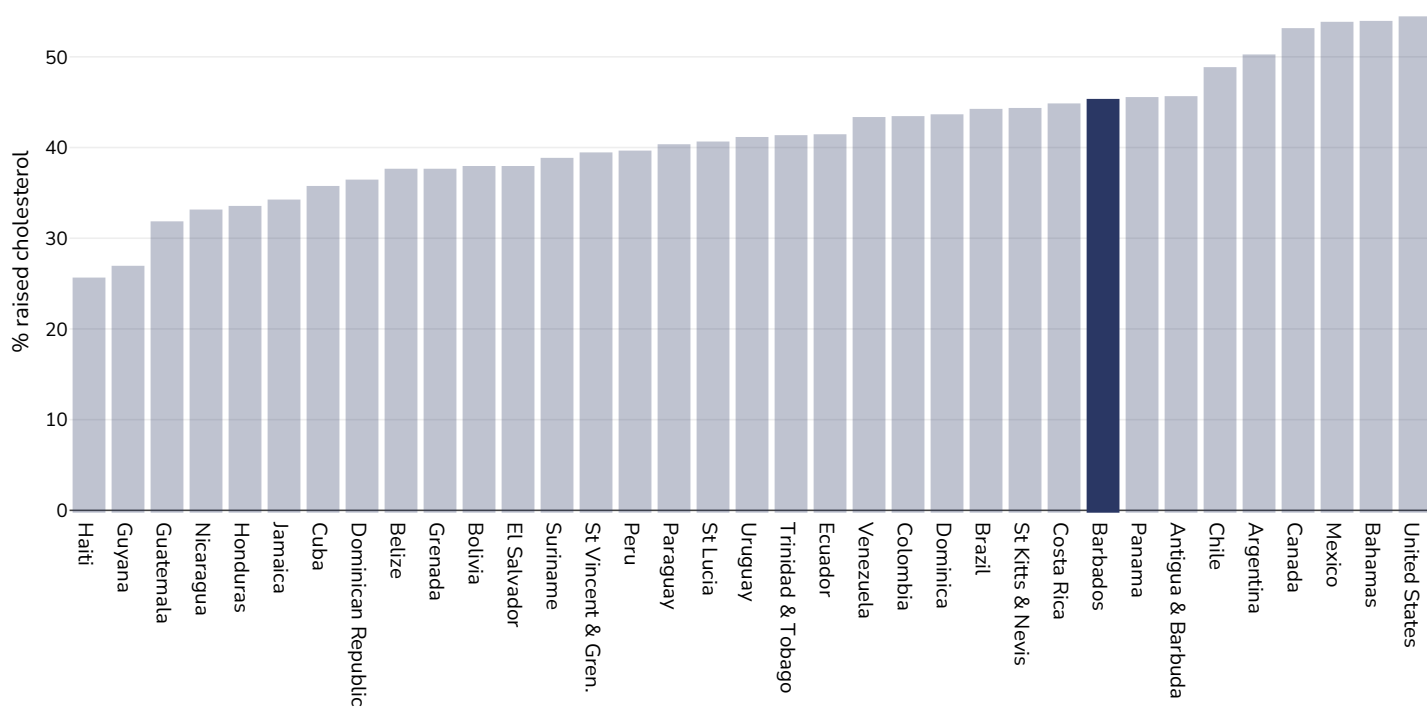
Men, 2008



References: Global Health Observatory data repository, World Health Organisation, <http://apps.who.int/gho/data/node.main.A885>

Definitions: % Raised total cholesterol (≥ 5.0 mmol/L) (age-standardized estimate).

Women, 2008

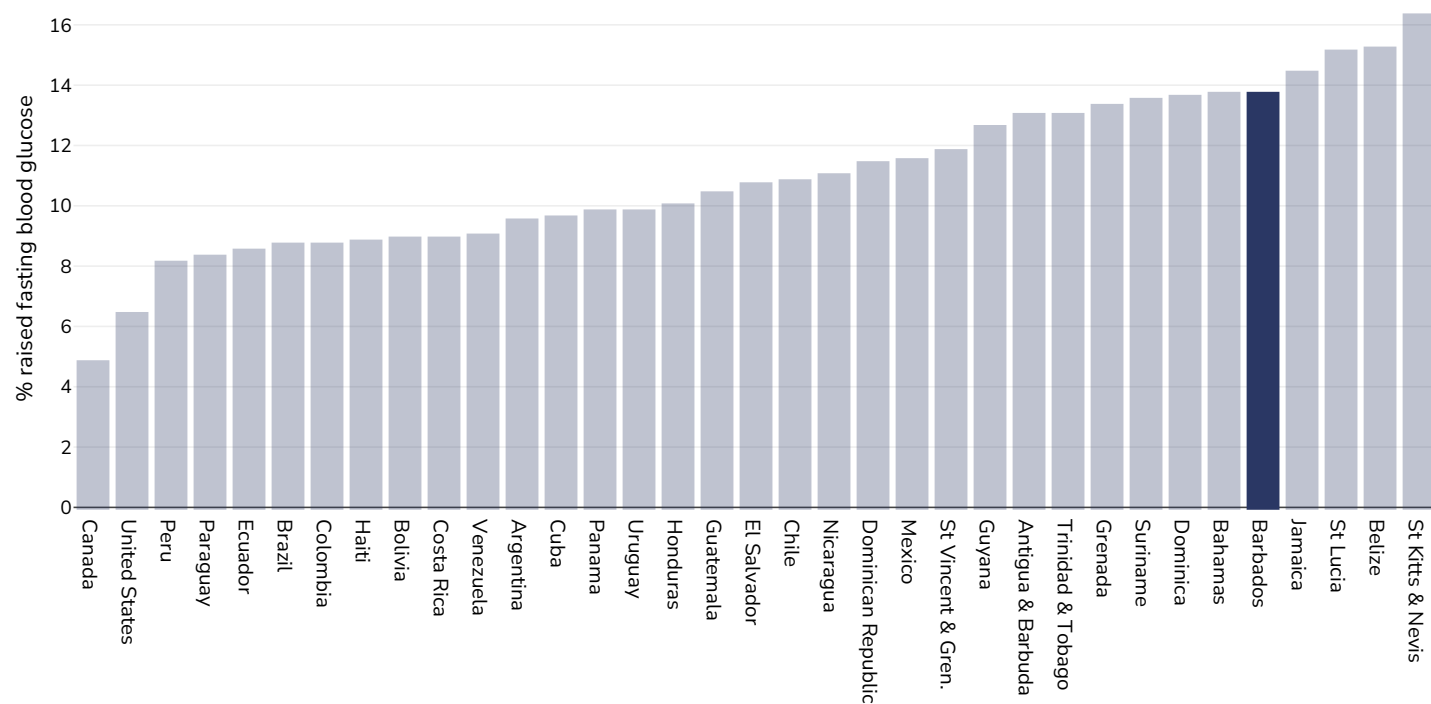


References: Global Health Observatory data repository, World Health Organisation, <http://apps.who.int/gho/data/node.main.A885>

Definitions: % Raised total cholesterol (≥ 5.0 mmol/L) (age-standardized estimate).

Raised fasting blood glucose

Men, 2014



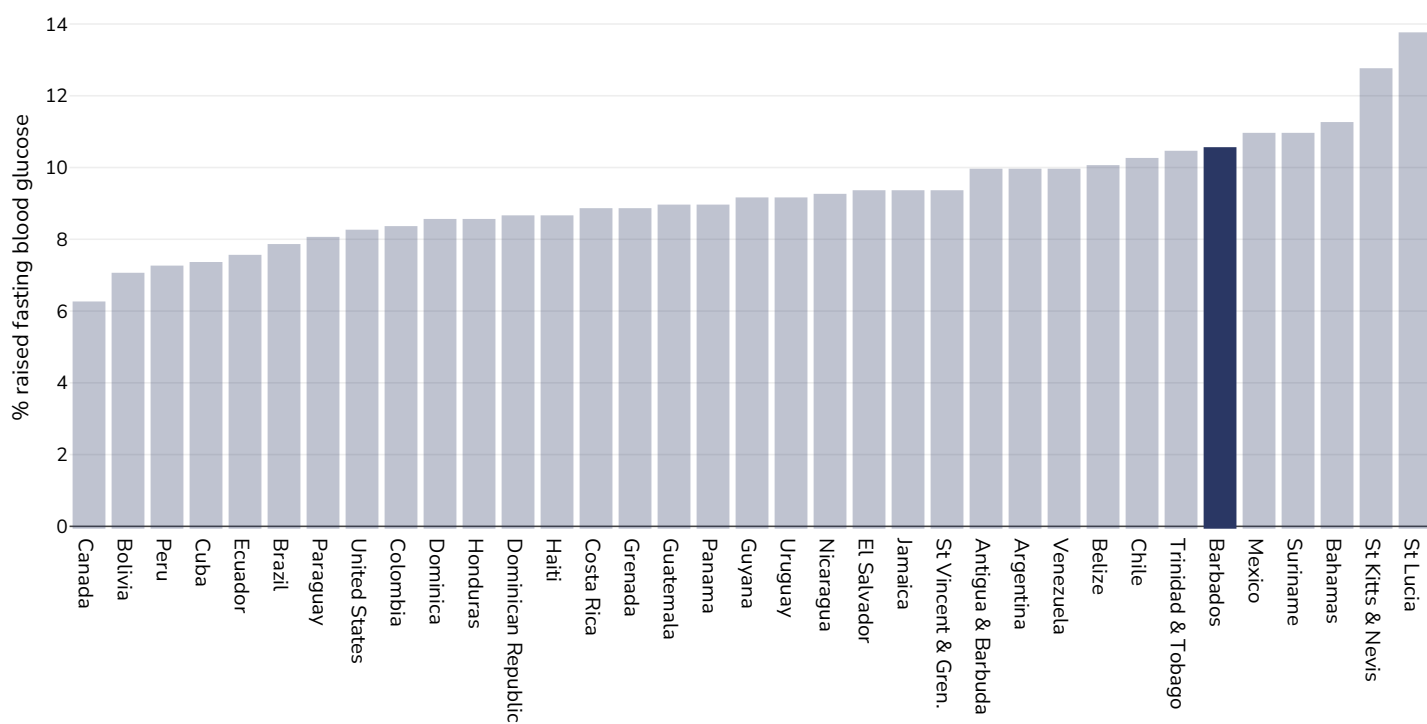
References:

Global Health Observatory data repository, World Health Organisation,
<http://apps.who.int/gho/data/node.main.A869?lang=en>

Definitions:

Age Standardised % raised fasting blood glucose (≥ 7.0 mmol/L or on medication).

Women, 2014



References:

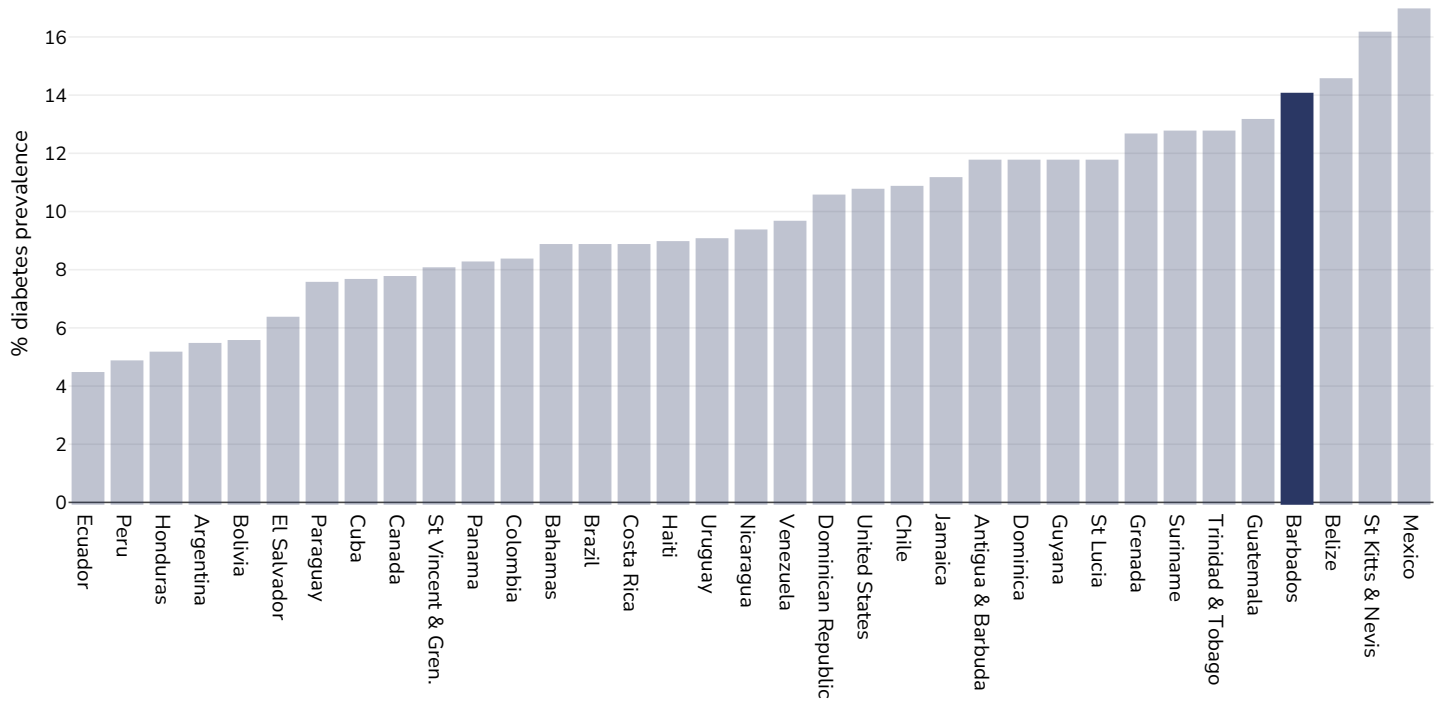
Global Health Observatory data repository, World Health Organisation,
<http://apps.who.int/gho/data/node.main.A869?lang=en>

Definitions:

Age Standardised % raised fasting blood glucose (≥ 7.0 mmol/L or on medication).

Diabetes prevalence

Adults, 2021



Age: 20-79

Area covered: National

References: Reproduced with kind permission International Diabetes Federation. IDF Diabetes Atlas, 10th edn. Brussels, Belgium:International Diabetes Federation, 2021. <http://www.diabetesatlas.org>






Definitions: Age-adjusted comparative prevalence of diabetes, %

Contextual factors

Disclaimer: These contextual factors should be interpreted with care. Results are updated as regularly as possible and use very specific criteria. The criteria used and full definitions are available for download at the bottom of this page.



Labelling

| | |
|--|--|
| Is there mandatory nutrition labelling? |  v |
| Front-of-package labelling? |  |
| Back-of-pack nutrition declaration? |  |
| Color coding? |  |
| Warning label? |  |



Regulation and marketing

| | |
|---|---|
| Are there fiscal policies on unhealthy products? | ✓ |
| Tax on unhealthy foods? | ✗ |
| Tax on unhealthy drinks? | ✓ |
| Are there fiscal policies on healthy products? | ✗ |
| Subsidy on fruits? | ✗ |
| Subsidy on vegetables? | ✗ |
| Subsidy on other healthy products? | ✗ |
| Mandatory limit or ban of trans fat (all settings)? | ✗ |
| Mandatory limit of trans fats in place (all settings)? | ✗ |
| Ban on trans-fats or phos in place (all settings)? | ✗ |
| Are there any mandatory policies/marketing restrictions on the promotion of unhealthy food/drinks to children? | ✗ |
| Mandatory restriction on broadcast media? | ✗ |
| Mandatory restriction on non-broadcast media? | ✗ |
| Voluntary policies/marketing restrictions on the promotion of unhealthy food/drinks to children? | ✗ |
| Are there mandatory standards for food in schools? | ✓ |
| Are there any mandatory nutrient limits in any manufactured food products? | ✗ |
| Nutrition standards for public sector procurement? | ✗ |



Political will and support

| | |
|---|---|
| National obesity strategy or nutrition and physical activity national strategy? | ✗ |
| National obesity strategy? | ✗ |
| National childhood obesity strategy? | ✓ |
| Comprehensive nutrition strategy? | ✗ |
| Comprehensive physical activity strategy? | ✗ |
| Evidence-based dietary guidelines and/or RDAs? | ✓ |
| National target(s) on reducing obesity? | ✓ |
| Guidelines/policy on obesity treatment? | ✗ |
| Promotion of breastfeeding? | ✗ |



Monitoring and surveillance

| | |
|--|---|
| Monitoring of the prevalence and incidence for the main obesity-related NCDs and risk factors? | ✓ |
| Within 5 years? | ✗ |



Governance and resource

| | |
|---|---|
| Multi-sectoral national co-ordination mechanism for obesity or nutrition (including obesity)? | ? |
|---|---|

Key

✓ Present

✓_v Present
(voluntary)

✓ Incoming

✗ Absent

? Unknown