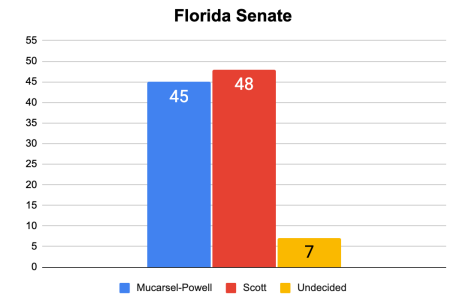
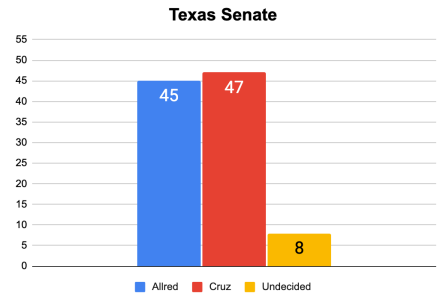
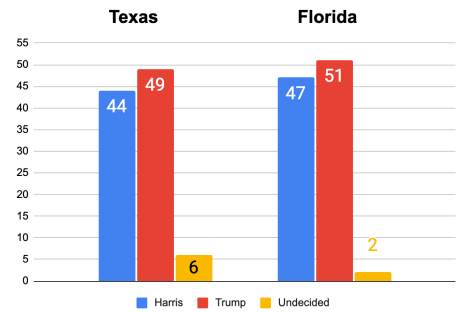


To: Interested Parties  
 From: Clean and Prosperous America PAC  
 Re: **New Surveys Show Texas and Florida Have Competitive Senate Elections**  
 August 27, 2024

On August 21-22, 2024, Clean and Prosperous America PAC commissioned two surveys of registered voters in Florida and Texas. Full methodology is listed at the end of this memo; full topline are attached in alphabetical order by state.

**Key Poll Findings:**

1. Trump leads by 5 in Texas (49-44), but Senator Cruz is only up 2 (47-45). This result is similar to the [University of Houston](#) poll out last week.
2. Trump leads by 4 in Florida (51-47), but Senator Scott is only up 3 (48-45). The Senate number is the closest margin in any public poll.
3. Both Senate races are within the Margin of Error, while Trump's lead is just outside of it. Undecided voters could swing either Senate race.
4. Allred is running ahead of Harris in Texas, but Mucarsel-Powell is not in FL. Both Cruz and Scott run several points behind Trump.
5. On favorability, Cruz and Scott both are underwater (-6), while Trump is even in TX and +1 in FL while Harris is underwater (-9 in TX , -6 in FL).
6. In Texas, 45% of voters have seen Allred campaign ads, compared to only 35% for Cruz. While in Florida, only 18% have seen DM-P ads but 46% have seen Scott's.
7. The polls tested multi-candidate for President and Senate and then asked third party and undecided voters a 2nd question featuring only the two major party candidates. RFK Jr.'s prescenses didn't make much of a difference in the Presidential, nor did the Libertarian in the Senate. The numbers listed here are from the 2-way vote. All are available in the topline.
8. On the FL ballot measures, marijuana legalization is up 57-34 and abortion rights are up 61-25.



Greg Rock, Executive Director of [Clean and Prosperous America PAC](#), said:

“The results of these two surveys show that both Florida and Texas are competitive states in the general election. Senators Rick Scott and Ted Cruz are unpopular and narrowly lead their opponents despite their incumbency. It’s too early to predict exactly who will vote in November or what the outcome will be. But this snapshot shows that voters in Texas and Florida have clear choices ahead of them and might surprise the pundits and forecasters.”

**Survey Methodology:** *Detailed methodology is available on the Public Policy Polling website. On August 21-22, 2024 Public Policy Polling surveyed 837 registered voters in Florida and 725 in Texas on behalf of Clean and Prosperous America PAC. All interviews were completed before Vice President Harris’ speech on Aug. 22 at the Democratic National Committee Convention. The survey’s margin of error is +/- 3.4% in Florida and 3.6% in Texas. Surveys were conducted by text-to-web and telephone with a bilingual Spanish interview option.*

## Texas Survey Results

- Q1** Do you approve or disapprove of President Joe Biden's job performance?
- |                         |     |
|-------------------------|-----|
| <i>Approve</i> .....    | 40% |
| <i>Disapprove</i> ..... | 53% |
| <i>Not sure</i> .....   | 7%  |
- Q2** This November there will be an election in Texas for President, US Senate and other important offices. How likely would you say you are to vote in the election: are you certain to vote, will you probably vote, are the chances 50/50, or will you probably not vote?
- |                                     |     |
|-------------------------------------|-----|
| <i>Certain to vote</i> .....        | 92% |
| <i>Will probably vote</i> .....     | 3%  |
| <i>The chances are 50/50</i> .....  | 2%  |
| <i>Will probably not vote</i> ..... | 3%  |
- Q3** Do you have a favorable or unfavorable opinion of Kamala Harris?
- |                          |     |
|--------------------------|-----|
| <i>Favorable</i> .....   | 43% |
| <i>Unfavorable</i> ..... | 52% |
| <i>Not sure</i> .....    | 5%  |
- Q4** Do you have a favorable or unfavorable opinion of Donald Trump?
- |                          |     |
|--------------------------|-----|
| <i>Favorable</i> .....   | 48% |
| <i>Unfavorable</i> ..... | 48% |
| <i>Not sure</i> .....    | 4%  |
- Q5** If the candidates for President this fall were Democrat Kamala Harris, Republican Donald Trump, Green Party candidate Jill Stein, independent candidate Robert F Kennedy Jr, and independent candidate Cornel West, who would you vote for?
- |                                   |     |
|-----------------------------------|-----|
| <i>Kamala Harris</i> .....        | 42% |
| <i>Donald Trump</i> .....         | 45% |
| <i>Jill Stein</i> .....           | 0%  |
| <i>Robert F Kennedy Jr.</i> ..... | 6%  |
| <i>Cornel West</i> .....          | 1%  |
| <i>Not sure</i> .....             | 5%  |
- Q6** If the candidates for President this fall were just Democrat Kamala Harris and Republican Donald Trump, who would you vote for?
- |                            |     |
|----------------------------|-----|
| <i>Kamala Harris</i> ..... | 44% |
| <i>Donald Trump</i> .....  | 49% |
| <i>Not sure</i> .....      | 6%  |
- Q7** Generally speaking, if the election for Congress were held today, would you vote for the Democratic or the Republican candidate in your district?
- |                                   |     |
|-----------------------------------|-----|
| <i>Democratic candidate</i> ..... | 44% |
| <i>Republican candidate</i> ..... | 47% |
| <i>Not sure</i> .....             | 9%  |
- Q8** Do you have a favorable or unfavorable opinion of Colin Allred?
- |                          |     |
|--------------------------|-----|
| <i>Favorable</i> .....   | 33% |
| <i>Unfavorable</i> ..... | 26% |
| <i>Not sure</i> .....    | 41% |
- Q9** Do you have a favorable or unfavorable opinion of Ted Cruz?
- |                          |     |
|--------------------------|-----|
| <i>Favorable</i> .....   | 43% |
| <i>Unfavorable</i> ..... | 49% |
| <i>Not sure</i> .....    | 8%  |



**Q10** If the candidates for US Senate this fall were Democrat Colin Allred, Republican Ted Cruz, and Libertarian Ted Brown, who would you vote for?

<i>Colin Allred</i> .....	40%
<i>Ted Cruz</i> .....	44%
<i>Ted Brown</i> .....	4%
<i>Not sure</i> .....	12%

**Q11** If the candidates for US Senate this fall were just Democrat Colin Allred and Republican Ted Cruz, who would you vote for?

<i>Colin Allred</i> .....	45%
<i>Ted Cruz</i> .....	47%
<i>Not sure</i> .....	8%

**Q12** How excited are you about voting this fall: very excited, somewhat excited, not too excited, or not excited at all?

<i>Very excited</i> .....	66%
<i>Somewhat excited</i> .....	14%
<i>Not too excited</i> .....	11%
<i>Not excited at all</i> .....	9%

**Q13** Have you seen any ads recently from the Colin Allred for US Senate campaign, or not?

<i>Yes</i> .....	45%
<i>No</i> .....	48%
<i>Not sure</i> .....	7%

**Q14** Have you seen any ads recently from the Ted Cruz for US Senate campaign, or not?

<i>Yes</i> .....	35%
<i>No</i> .....	58%
<i>Not sure</i> .....	6%

**Q15** Which comes closest to your view on abortion: abortion should always be legal; abortion should be legal most of the time; abortion should be illegal except in cases of rape, incest, and to save the mother's life; or abortion should be illegal without any exceptions?

<i>Abortion should always be legal</i> .....	34%
<i>Abortion should be legal most of the time</i> .....	16%
<i>Abortion should be illegal except in cases of rape, incest, and to save the mother's life</i> .....	36%
<i>Abortion should be illegal without any exceptions</i> .....	9%
<i>Not sure</i> .....	5%

**Q16** In the 2020 election for President, did you vote for Republican Donald Trump, Democrat Joe Biden, someone else, or did you not vote in the election?

<i>Donald Trump</i> .....	49%
<i>Joe Biden</i> .....	44%
<i>Someone else / Did not vote</i> .....	7%

**Q17** If you are a woman, press 1. If a man, press 2. If you are gender non-binary, press 3.

<i>Woman</i> .....	52%
<i>Man</i> .....	46%
<i>Gender non-binary</i> .....	2%

**Q18** If you are a Democrat, press 1. If a Republican, press 2. If an independent, press 3.

<i>Democrat</i> .....	33%
<i>Republican</i> .....	38%
<i>Independent</i> .....	30%

**Q19** If you are Hispanic or Latino, press 1. If white, press 2. If African-American, press 3. If other, press 4.

<i>Hispanic or Latino</i> .....	24%
<i>White</i> .....	59%
<i>African-American</i> .....	13%
<i>Other</i> .....	4%



**Q20** If you are 18-45 years old, press 1. If 46-65, press 2. If older than 65, press 3.

<i>18 to 45</i> .....	36%
<i>46 to 65</i> .....	41%
<i>Older than 65</i> .....	23%

**Q21** What is the highest level of education you have received: high school graduate or less, some college but did not finish, 2-year college degree, 4-year college degree, or post-graduate degree?

<i>High school graduate or less</i> .....	19%
<i>Some college but did not finish</i> .....	30%
<i>2-year college degree</i> .....	11%
<i>4-year college degree</i> .....	26%
<i>Post-graduate degree</i> .....	14%

**Q22** Mode

<i>Landline</i> .....	22%
<i>Text</i> .....	78%

**Q23** Language

<i>English</i> .....	97%
<i>Spanish</i> .....	3%



## Florida Survey Results

- Q1** Do you approve or disapprove of President Joe Biden's job performance?
- Approve* ..... 41%
  - Disapprove* ..... 54%
  - Not sure* ..... 5%
- Q2** This November there will be an election in Florida for President, US Senate and other important offices. How likely would you say you are to vote in the election: are you certain to vote, will you probably vote, are the chances 50/50, or will you probably not vote?
- Certain to vote* ..... 96%
  - Will probably vote* ..... 2%
  - The chances are 50/50* ..... 1%
  - Will probably not vote* ..... 1%
- Q3** Do you have a favorable or unfavorable opinion of Kamala Harris?
- Favorable* ..... 46%
  - Unfavorable* ..... 52%
  - Not sure* ..... 3%
- Q4** Do you have a favorable or unfavorable opinion of Donald Trump?
- Favorable* ..... 49%
  - Unfavorable* ..... 48%
  - Not sure* ..... 3%
- Q5** If the candidates for President this fall were Democrat Kamala Harris, Republican Donald Trump, Green Party candidate Jill Stein, independent candidate Robert F Kennedy Jr, and independent candidate Cornel West, who would you vote for?
- Kamala Harris* ..... 45%
  - Donald Trump* ..... 48%
  - Jill Stein* ..... 1%
  - Robert F Kennedy Jr.* ..... 2%
  - Cornel West* ..... 1%
  - Not sure* ..... 3%
- Q6** If the candidates for President this fall were just Democrat Kamala Harris and Republican Donald Trump, who would you vote for?
- Kamala Harris* ..... 47%
  - Donald Trump* ..... 51%
  - Not sure* ..... 2%
- Q7** Generally speaking, if the election for Congress were held today, would you vote for the Democratic or the Republican candidate in your district?
- Democratic candidate* ..... 46%
  - Republican candidate* ..... 50%
  - Not sure* ..... 5%
- Q8** Do you have a favorable or unfavorable opinion of Debbie Mucarsel-Powell?
- Favorable* ..... 29%
  - Unfavorable* ..... 20%
  - Not sure* ..... 50%
- Q9** Do you have a favorable or unfavorable opinion of Rick Scott?
- Favorable* ..... 41%
  - Unfavorable* ..... 47%
  - Not sure* ..... 12%





**Q10** If the candidates for US Senate this fall were Democrat Debbie Mucarsel-Powell, Republican Rick Scott, and Libertarian Feena Bonoan, who would you vote for?

<i>Debbie Mucarsel-Powell</i> .....	43%
<i>Rick Scott</i> .....	46%
<i>Feena Bonoan</i> .....	2%
<i>Not sure</i> .....	10%

**Q11** If the candidates for US Senate this fall were just Democrat Debbie Mucarsel-Powell and Republican Rick Scott, who would you vote for?

<i>Debbie Mucarsel-Powell</i> .....	45%
<i>Rick Scott</i> .....	48%
<i>Not sure</i> .....	7%

**Q12** How excited are you about voting this fall: very excited, somewhat excited, not too excited, or not excited at all?

<i>Very excited</i> .....	71%
<i>Somewhat excited</i> .....	15%
<i>Not too excited</i> .....	8%
<i>Not excited at all</i> .....	6%

**Q13** Amendment 3, titled “Adult personal use of marijuana,” will appear on the ballot in Florida this November. It would allow adults 21 years or older to possess, purchase, or use marijuana products and marijuana accessories for non-medical personal consumption. If the election was today, would you vote yes or no on Amendment 3?

<i>Would vote yes</i> .....	57%
<i>Would vote no</i> .....	34%
<i>Not sure</i> .....	9%

**Q14** Amendment 4, titled an “Amendment to limit government interference with abortion,” will appear on the ballot in Florida this November. It reads: “No law shall prohibit, penalize, delay, or restrict abortion before viability or when necessary to protect the patient’s health, as determined by the patient’s healthcare provider. This amendment does not change the Legislature’s constitutional authority to require notification to a parent or guardian before a minor has an abortion.” If the election was today, would you vote yes or no on Amendment 4?

<i>Would vote yes</i> .....	61%
<i>Would vote no</i> .....	25%
<i>Not sure</i> .....	14%

**Q15** Have you seen any ads recently from the Debbie Mucarsel-Powell for US Senate campaign, or not?

<i>Yes</i> .....	18%
<i>No</i> .....	71%
<i>Not sure</i> .....	11%

**Q16** Have you seen any ads recently from the Rick Scott for US Senate campaign, or not?

<i>Yes</i> .....	46%
<i>No</i> .....	49%
<i>Not sure</i> .....	6%

**Q17** In the 2020 election for President, did you vote for Republican Donald Trump, Democrat Joe Biden, someone else, or did you not vote in the election?

<i>Donald Trump</i> .....	50%
<i>Joe Biden</i> .....	46%
<i>Someone else / Did not vote in the election</i> ...	4%

**Q18** If you are a woman, press 1. If a man, press 2. If you are gender non-binary, press 3.

<i>Woman</i> .....	52%
<i>Man</i> .....	46%
<i>Gender non-binary</i> .....	2%



**Q19** If you are a Democrat, press 1. If a Republican, press 2. If an independent, press 3.

<i>Democrat</i> .....	36%
<i>Republican</i> .....	44%
<i>Independent</i> .....	20%

**Q20** If you are Hispanic or Latino, press 1. If white, press 2. If African-American, press 3. If other, press 4.

<i>Hispanic or Latino</i> .....	17%
<i>White</i> .....	67%
<i>African-American</i> .....	12%
<i>Other</i> .....	4%

**Q21** If you are 18-45 years old, press 1. If 46-65, press 2. If older than 65, press 3.

<i>18 to 45</i> .....	30%
<i>46 to 65</i> .....	43%
<i>Older than 65</i> .....	27%

**Q22** What is the highest level of education you have received: high school graduate or less, some college but did not finish, 2-year college degree, 4-year college degree, or post-graduate degree?

<i>High school graduate or less</i> .....	20%
<i>Some college but did not finish</i> .....	26%
<i>2-year college degree</i> .....	15%
<i>4-year college degree</i> .....	25%
<i>Post-graduate degree</i> .....	14%

**Q23** Mode

<i>Landline</i> .....	22%
<i>Text</i> .....	78%

**Q24** Language

<i>English</i> .....	97%
<i>Spanish</i> .....	3%