

Hello.

**Quick Start Guide**

**Welcome to your new iMac.**

**Let us show you around.**

This guide shows you what's on your Mac, helps you set it up, and gets you up and running with tips for the apps you'll use every day.

Dual  
microphones

FaceTime  
HD camera



Stereo  
speakers

Stereo  
speakers


Power button



Wireless Keyboard



Magic Mouse

**Headphone**

Plug in headphones or external speakers

**USB 3**

Charge devices, connect external storage, and more

**Gigabit Ethernet**

Connect to the Internet or a local network

**SDXC**

Transfer photos from your camera's memory card

**Thunderbolt**

Connect external displays and high-performance devices



Power button

AC power cord

To learn more about ports and connectors, go to [support.apple.com/kb/HT2494?viewlocale=en\\_AU](https://support.apple.com/kb/HT2494?viewlocale=en_AU).

## Let's get started

Press the power button to start up your iMac, and Setup Assistant guides you through a few simple steps to get you up and running. It walks you through connecting to your Wi-Fi network and creating a user account. And it can transfer your documents, email, photos, music and movies to your new Mac from another Mac or PC.

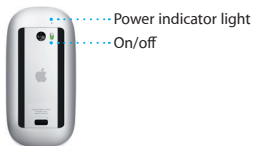
Sign in with your Apple ID in Setup Assistant. This sets up your account in the Mac App Store and the iTunes Store, and in apps like Messages and FaceTime, so they're ready the first time you open them. It also sets up iCloud, so apps such as Mail, Contacts, Calendar and Safari have all your latest information. If you don't have an Apple ID, create one in Setup Assistant.



To learn more about transferring files to your new Mac, go to [support.apple.com/kb/HT6408?viewlocale=en\\_AU](https://support.apple.com/kb/HT6408?viewlocale=en_AU).

## Using your Magic Mouse

Your Apple Magic Mouse comes with two AA batteries and is already paired with your iMac using Bluetooth, so as soon as you turn on the mouse you'll be ready to go. To adjust the tracking, clicking and scrolling speed or to add secondary button support, choose System Preferences from the Apple menu, then click Mouse. Here are some tips on getting the most out of your Magic Mouse.



### Turn on mouse

Slide the power button on the bottom of the mouse.



### Click

Click or double-click anywhere on the surface.



### Two-button click

Enable Secondary Click in System Preferences to use right and left click.

### 360° scroll

Brush one finger along the surface to scroll or pan in any direction.



### Screen zoom

Hold down the Control key and scroll with one finger to enlarge items on your screen.

### Two-finger swipe

Swipe left and right to move through Safari pages or browse photos in Photos.

## Get to know your desktop

The desktop is where you can find everything and do anything on your Mac. The Dock at the bottom of the screen is a place to keep the apps you use most. It's also where you can open System Preferences, which lets you customise your desktop and other settings. Click the Finder icon to get to all your files and folders.

The menu bar at the top has useful information about your Mac. To check the status of your wireless Internet connection, click the Wi-Fi icon. Your Mac automatically connects to the network you chose during setup. You can also find anything on your Mac and look up information using Spotlight.



## Find the app you want

Your Mac comes with great apps you can use to make the most of your photos, create documents, browse the web, and more. Use Launchpad to easily find all the apps on your Mac. Arrange apps any way you want and even group them in folders.

Find new apps on the Mac App Store. When you download an app you like, it appears in Launchpad. The Mac App Store lets you know when app and OS X updates are available, and can update them automatically.

### Folders

Group apps by dragging one on top of another.

### Open Launchpad

Click the icon in the Dock.

### Browse the Mac App Store

Click the icon in the Dock.





## Be up to date across all your devices

iCloud lets you access your music, photos, calendars, contacts, documents and more from your Mac, iOS devices and even your PC. It keeps everything up to date automatically.

Create a Pages document, take a photo, or buy a song with one device, and it's instantly available on all the others. With iCloud Drive, you can store your files in iCloud and organise them any way you like. Family Sharing makes it easy to share family members' iTunes Store, App Store, and iBooks Store purchases. iCloud helps you locate and protect your Mac if you misplace it. To choose the iCloud features you want, click System Preferences in the Dock and click iCloud.



## Use your Mac and iOS devices together

When you sign in to iCloud on your Mac and iOS devices\* they recognise when they're near each other, enabling amazing features. You can make and receive iPhone calls on your Mac, using your Mac as a speakerphone. SMS messages sent to your iPhone appear in Messages on your Mac, so you can keep track of all your conversations. With Instant Hotspot, your Mac can automatically use the personal hotspot on your iPhone. And with Handoff, you can start an activity on your Mac and pick it up right where you left off on your iOS device—and vice versa.

### iPhone calls

Make an iPhone call or send a text message by clicking a phone number on your Mac.

### Handoff

An app icon appears in the Dock when an activity is handed off to your Mac.



\*Requires a device running iOS 8. Your Mac and iOS device must be signed in to the same iCloud account.



## Safari

Safari is the best way to surf the web on your Mac. Just click in the Smart Search field and see icons for your favourite websites, or type a search term or web address—Safari knows the difference and will send you to the right place. You can save pages

to your Reading List to read later, and check out Shared Links for pages posted by people you follow on Twitter and LinkedIn. The Tab view organises all of your tabs and makes it easy to locate the one you're looking for.



### Sidebar

Your bookmarks, Reading List and Shared Links appear in the Sidebar.

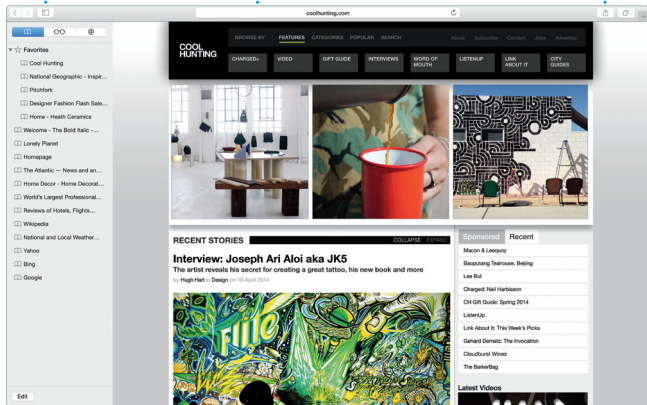
### Favourites view

Click the Smart Search field to see icons for your favourite websites.



### Share

Easily send webpages or share them with your social networks.





## Mail

Mail lets you manage all your email accounts from a single, ad-free inbox. It works with popular email services like iCloud, Gmail, Yahoo Mail and AOL Mail. With Mail Drop, large attachments are automatically

uploaded to iCloud. And Markup lets you fill out and sign forms or annotate a PDF. The first time you open Mail, Setup Assistant helps you get started.



### One-stop email

View all your accounts in Mail.



### Conversation view

See all the email messages from a conversation thread.



### Search

Quickly narrow search results to find exactly what you want.

The screenshot shows the Mail app interface. On the left is a list of email threads, and on the right is the selected conversation view.

**Mailbox:** Mailbox - VIPs - Sent - Flagged

Sort by Date

**Paul Zernanek** 9:41 AM  
**Not a cat video—a mountain lion video**  
 This is why I keep my dog on leash when we hike in this park. Astro, a shepherd mix, just starts barking &...

**Kelly Westover** 9:41 AM  
**The birthday girl!**  
 Two of my favorite faces! Wish I could be there to celebrate with you. Tell everyone hi for me.

**Peter McCullough** 9:47 AM  
**Kidhood sign-ups**  
 You knew it was coming! Registration is now open. New players, rookie players, and screaming cheerleaders...

**Tyson Edwards** Yesterday  
**Photographer portfolio**  
 Come meet and greet and see what's new from some great structures. There will be drinks and snacks—for...

**Rusty Gochler** Yesterday  
**Craft beer and doom metal**  
 Not to be missed. A curated craft beer tasting where each sample is paired with a doom metal song.

**Sam Zellman** Yesterday  
**Working from home**  
 I'm on email, on the phone, and online. It's just like I'm at work, but I'm not there, and neither is my computer.

**Bill Vance** Yesterday  
**For sale: My sidecar motorcycle!**  
 If you thought riding in a convertible was fun, wait till you try this. And please because I'm bringing it in...

**Caren Alpert** Yesterday  
**Your posters have shipped**  
 Thanks for keeping alive the last art of the rock concert poster by shipping with us. As requested, your post...

**Matthew Klebert** Yesterday  
**Wine and dine**  
 What do you do when a project gets canceled? Celebrate! At my house. We're firing up the grill.

**Patricia Housen** Yesterday  
**Northern garnet on Alcatraz**  
 From the Municipal Pier, this bird is accessible, on the wall in direct line with the lighthouse. Could it be the...

**Rand Hill** Yesterday  
**Post presentation regrop**  
 Well that wasn't so bad, was it? Still, I know there were questions before we left the conference room. There...

**Dylan Healy** Yesterday

**Kelly Westover** June 2, 2014 at 9:41 AM  
 To: Brian Ingram  
**Re: The birthday girl**

Two of my favorite faces! Wish I could be there to celebrate with you.  
 Tell everyone hi for me.

**Brian Ingram** @ June 2, 2014 at 9:43 AM  
 To: Kelly Westover  
**The birthday girl**

The image shows a woman and a young girl smiling together at a birthday party. The girl is wearing a colorful party hat and a bright shirt. They are sitting at a table with a birthday cake.



## Calendar

Keep track of your busy schedule with Calendar. You can create separate calendars—one for home, another for school, and a third for work. See all your calendars in a single window, or choose to see just the ones you want. Create and send invitations to events, then see

who has responded. Add a location to an event, and Calendar will include a map, calculate travel time, and even display the weather forecast. Use iCloud to automatically update calendars on all your devices or share calendars with other iCloud users.

### Add an event

Double-click in a calendar to create a new event.

### Event inspector

Calendar shows an event's location on a map and calculates travel time.

### Calendar view

Select the view you prefer—day, week, month or year.

Calendars + Day Week Month Year Search

June 2014 Sun 1 Mon 2 Tue 3 Wed 4 Thu 5 Fri 6 Sat 7 Today

8 AM Bike ride with Jim

9 AM Brunch with David  
15 minutes travel time from home  
Tortino Bakery & Cafe  
600 Guerrero St  
San Francisco CA 94110

9:45 AM

10 AM

11 AM

12 PM

1 PM Lunch with Mum and Dad

2 PM

3 PM

4 PM Haircut

5 PM

6 PM

7 PM

8:30 AM Call with London team

9 AM Meet with interface design team

10 AM

11:30 AM Cowen's 9-ball game  
Mitchell Park, South Field

12 PM Lunch with Sandeep

1 PM Giants game

2 PM Coffee with Doree and Gabriele

4 PM Weekly team meeting

4 PM Review UI round 2

6 PM Dinner with team  
25 Lusk

8:30 PM Theater - pick up tickets at will call

Brunch with David  
Tortino Bakery & Cafe  
600 Guerrero St  
San Francisco CA 94110

Jun 2, 2014 9 AM to 11 AM  
15 minutes travel time from home

Add invitees

Add Notes, Attachments, or URL

Map of location  
San Francisco, CA — 65°



## Messages

Just log in with your Apple ID, and you can send and receive both iMessage and SMS messages, including text, photos, videos and more, to your friends on a Mac, iPad, iPhone or iPod touch. With iMessage, you can even start a conversation on one device and

pick it up on another. You can easily start and manage group conversations, including adding a title and new participants. And if you want to talk to someone face to face, you can start a FaceTime video call\* right from a conversation in Messages.



### Replies in progress

Three dots mean your friend is typing a reply.

### Manage conversations

Click Details to start a FaceTime call or see the attachments from your conversation.

### Delivery receipts

See when your message has arrived.



\*Requires FaceTime-enabled device for both caller and recipient. Not available in all areas.



## Maps

Explore new destinations and get directions on your Mac with Maps. View locations using standard or satellite imagery, or use Flyover to soar through select cities in photo-realistic 3D. You can look up information for local points of interest like restaurants and hotels,

and Maps shows you phone numbers, photos and even Yelp reviews. Once you find your destination, Maps provides point-to-point directions that you can send to your iPhone for turn-by-turn voice navigation.

### Directions

Maps provides detailed directions, including traffic information.

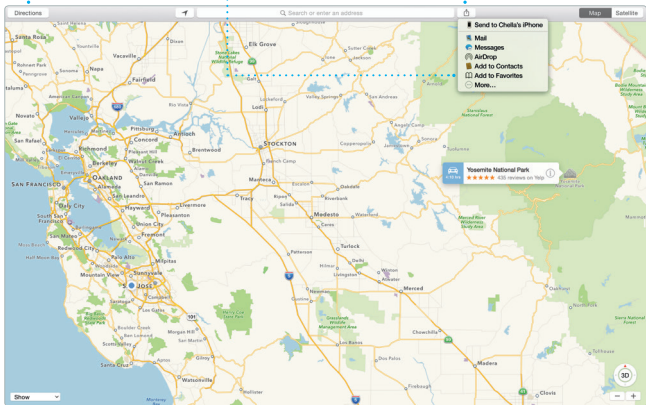
### Favourites

Favourite locations are pushed to all your devices.



### Send to iPhone

Send directions to your iPhone for voice navigation on the way there.



## Spotlight

Spotlight is an easy way to find anything on your Mac—documents, contacts, apps, messages and more. No matter what you're doing on your Mac, you can access Spotlight through its menu icon or by using the Command-Space keyboard

shortcut. Just start typing, and Spotlight shows you rich previews of your results. You can use Spotlight to look up information from sources like Wikipedia, Bing, news, Maps, movies and more,\* and to convert currencies and units of measure.

### Results

See Spotlight results on the left and scroll through them.

### Previews

Interact with previews right from Spotlight.

### Easy access

Click the Spotlight icon in the menu bar or press Command-Space.



\*Not all features are available in all areas.





iTunes makes it easy to enjoy your favourite music, movies, TV shows and more on your Mac. iTunes includes the iTunes Store, where you

can find classics or new favourites. It also includes iTunes Radio, a great way to discover music.



### Your library

View your music, movies, TV shows, podcasts and more.

### iTunes Radio

Enjoy free streaming radio tailored from top music in the iTunes Store.

### iTunes Store

Discover and buy new music, movies and more.

**Songs**

Stolen Dance Milk Chance — Stolen... \$1.29	I Wanna Get Better Breachers — Strange... \$1.29	Jungle X Ambassadors & Jamie... \$1.29	Cool Kids Echoesmith — Talking... \$1.29
Maps Maroon 5 — Maps - Single \$1.29	Rude MAGSD — Don't Kick the... \$1.29	The Writing's On... OK Go — Upside Out - EP \$1.29	Show 'Em (feat... Bovver (feat.) — Show... \$1.29
Hunger for the Pina afu — This Is All Yours \$1.29	Leave the Night On Sade Hunt — Leave the... \$1.29	Boum Boum Boum MICA — Boum Boum... \$1.29	Action Cat Genaid May — Action Cat... \$1.29
Alive Love Ed Sheeran — x Deluxe... \$1.29	Buy the World (feat... Mike V88 Made-It — Buy... \$1.29	Up All Night Owl City — Ultraviolet - EP \$9.99	Subsonic Cain Trube — Wave 1 \$9.99

**Albums and EPs**

In the Lonely Hour (Deluxe Version) Sam Smith	The Hunting Party LORDS OF THE... LORDS OF THE...	Paradise Play - EP Paramore Paramore	Mutemath (Bonus Track Version) David Gray	A Town Called Paradise (Deluxe) Tate	Band of Brothers White House	Stolen Dance - EP Milk Chance	If You Only Know Oliver Jimmy Good	House o The Front
---	---	--	---	--	---------------------------------	----------------------------------	---------------------------------------	----------------------

Pre-Orders See All



## Photos, iMovie and GarageBand

Photos, iMovie and GarageBand give you amazing ways to create and share your photos, movies and music. Photos automatically keeps your library organised and helps you create gorgeous photo books, cards and calendars. And with iCloud Photo Library, you can keep your entire collection of photos and

videos in iCloud and view them on all of your devices. iMovie lets you turn your home videos into beautiful movies and epic Hollywood-style trailers. And GarageBand has everything you need to learn to play an instrument, write music or record a song.

### Photos

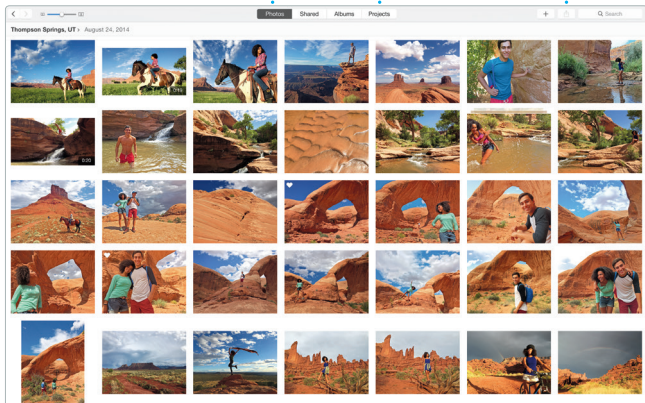
Photos are automatically organised by date and location.

### Projects

Easily create and order personalised books, cards and calendars.

### Share

Post your favourites to Facebook or share them with iCloud or Messages.



Photos



## Pages, Numbers and Keynote

Create stunning documents, spreadsheets and presentations on your Mac. Beautiful templates give you a great head start—simply add your own words and photos. And customising everything is a snap

with the context-sensitive Format Panel. You can even open and edit Microsoft Office files. And you can quickly and easily share a link to your work with Mail or Messages, right from your toolbar.

### Add graphics and more

Create media-rich documents with images, movies, charts and more.



### Share

Easily share a link to your work with Mail or Messages.

### Format Panel

Your tools are just a click away with the intelligent Format Panel.

## **An important note**

Please read this document and the safety information in the *Important Product Information Guide* carefully before you first use your computer.

## **Learn more**

You can find more information, watch demos, and learn even more about iMac features at [www.apple.com/au/imac](http://www.apple.com/au/imac).

## **Help**

You can often find answers to your questions, as well as instructions and troubleshooting information, in Mac Help. Click the Finder icon, click Help in the menu bar, and choose Mac Help. You can also use Safari to get online help at [www.apple.com/au/support](http://www.apple.com/au/support).

## **OS X Utilities**

If you have a problem with your Mac, OS X Utilities can help you restore your software and data from a Time Machine backup or reinstall OS X and Apple apps. If your Mac detects a problem, it opens OS X Utilities automatically. Or you can open it manually by restarting your computer while holding down the Command and R keys.

## **Support**

Your iMac comes with 90 days of technical support and one year of hardware repair warranty coverage at an Apple Retail Store or an Apple Authorised Service Provider. Visit [www.apple.com/support/imac](http://www.apple.com/support/imac) for iMac technical support. Or call Australia: (61) 1-300-321-456; New Zealand: 00800-7666-7666; Singapore: 800-186-1087 or (65) 6835-1812; Hong Kong: (852) 2112-0099; Malaysia: 1-800 803-638.  
[www.apple.com/support/country](http://www.apple.com/support/country)

Not all features are available in all areas.

TM and © 2015 Apple Inc. All rights reserved. Designed by Apple in California. Printed in XXXX.  
X034-00765-A