

A Semi-Classical Approach to the Sequential α -Emission in the (96 MeV) $^{16}\text{O} + ^{58}\text{Ni}$ and (133 MeV) $^{16}\text{O} + ^{48}\text{Ti}$ Deep Inelastic Collisions

R. Barná, D. De Pasquale, A. Italiano,
A. Trifiró, M. Trimarchi

Istituto Nazionale di Fisica Nucleare, Gruppo Collegato di Messina
Dipartimento di Fisica dell'Università
Salita Sperone 31, Vill. S. Agata 98166 Messina, Italy

A. Strazzeri

Dipartimento di Fisica dell'Università
Istituto Nazionale di Fisica Nucleare, Sezione di Catania
Corso Italia 57, 95129 Catania, Italy

V. Rauch, D. Disdier, C. Bhattacharya, C. Beck, T. Bellot,
R. M. Freeman, R. Nouicer, M. Rousseau, O. Stezowski
Institut de Recherches Subatomiques, IReS,
Strasbourg, France

April 9, 2001

Abstract

(96 MeV) $^{16}\text{O} + ^{58}\text{Ni}$ and (133 MeV) $^{16}\text{O} + ^{48}\text{Ti}$ reactions have been experimentally investigated by using coincident charged particle techniques. A closed-form theoretical approach, describing in a single picture the nonequilibrium component and the evaporation component of the angular correlation between particles and reaction residues emitted in a peripheral heavy-ion collision, is applied - in the hypothesis of sequential process - to the $C-\alpha$, $N-\alpha$ and $O-\alpha$ differential multiplicities for the $^{16}\text{O} + ^{58}\text{Ni}$ at 6 MeV/A and $^{16}\text{O} + ^{48}\text{Ti}$ at 8.3 MeV/A deep inelastic collisions. From this analysis some reaction mechanism information is deduced.

P.A.C.S. 25.70 :-z – Other topics in nuclear reactions and scattering: general.

1 INTRODUCTION

In peripheral heavy-ion reactions at intermediate bombarding energies not exceeding 20 MeV/nucleon a dinuclear system can be formed with both the projectile and the target sticking together during a short time within a deep inelastic collision. The subsequent decay of this kind of dinuclear objects by light-particle sequential emission have been widely studied in the past [1].

Many features of these emissions are explained by means of a simple theoretical approach in terms of break-up of the projectile and emission of particles from reaction residues [2-7]. The experimental observations spurred many theoretical models and approaches [5-7].

In the case of peripheral collisions, where one observes the emission of two fragments close in A and Z to the ingoing partners, besides few light particles and clusters, energy and angular correlations between these particles and the fragments have been satisfactorily justified as due to a sequential emission from the detected projectile-like and the undetected target-like fragments.

A common feature is evident in these coincidence measurements, i.e. a *double forward-peaked* structure, showing a minimum close to the direction of projectile-like fragment together with a marked asymmetry between emission probability at positive and negative angles [2, 8].

These observed features have been described in terms of a theoretical approach [9, 10] recently revisited [11], which accomodates in a simple way the nonequilibrium component together with the evaporative one of the sequential particle emission in peripheral heavy-ion collisions like $A(a, b)B(c)C$.

In this paper we outline a closed-form expression for the $(b-c)$ multiplicity of a sequential process like $A(a, b)B(c)C$ and show that even in the case of a sequential process an important and remarkable nonequilibrium component in the particle emission is present. We also show how useful conclusions on the mechanism of a peripheral collision $A(a, b)B$ can be drawn from the investigation of the $(b-c)$ measured angular correlation around the forward angles.

In order to apply this *semi - classical* approach we have measured angular correlations of α particles arising from the $(96 \text{ MeV})^{16}\text{O}+^{58}\text{Ni}$ and $(133 \text{ MeV})^{16}\text{O}+^{48}\text{Ti}$ deep inelastic collisions .

The paper is organized as follows: the Semi-Classical Approach to particle - particle angular correlations is described in Section 2, with its application given in Section 3 for both $^{16}\text{O}+^{58}\text{Ni}$ and $^{16}\text{O}+^{48}\text{Ti}$ reactions, and concluding remarks are finally proposed in Section 4.

2 SEMICLASSICAL APPROACH TO PARTICLE-PARTICLE ANGULAR CORRELATION

To get the theoretical formulas of our approach [9, 10, 11], let us start by considering a sequential process like $A(a, b)B(c)C$ and assume it proceeds through a given continuum state $(\epsilon_B^*, J_B \pi_B)$ in the nucleus B to a narrow definite state $(\epsilon_C^*, J_C \pi_C)$ in the final nucleus C .

In the following, ϵ_X^* indicates the excitation energy of the state of definite spin J_X and parity π_X in the nucleus X and m_X the z -component of \vec{J}_X . The pair (xX) has

relative radial coordinate \vec{r}_x , momentum \vec{k}_x , velocity \vec{v}_x and energy ϵ_x . The spherical polar angles (ϑ_b, φ_b) of \vec{k}_b are defined in the $(A + a)$ centre-of-mass (c.m.) system, while \vec{k}_c has polar angles (ϑ, φ) defined in the recoil centre-of-mass (r.c.m.) system (rest frame of the nucleus B) and described in a xyz-frame with the x-axis and z-axis parallel to the x-axis and z-axis of the c.m. frame.

In order that the $A(a, b)B(c)C$ reaction be a sequential process, let us require that the excitation energy ϵ_B^* of the intermediate system B formed in the first step of the three-body reaction be independent of the particle c angles and assume, moreover, that in the $B \rightarrow c + C$ decay the nuclear interaction between b and B can be neglected; for simplicity, we suppose that the nuclei A, a, b and c have spin zero and b and c are in the ground state.

To get the average value of the $(b - c)$ angular correlation over the interval Δ centered at ϵ_B^* , let us split the \mathcal{S} matrix into an equilibrium (E) and a nonequilibrium (NE) terms as [12]

$$\mathcal{S} = \mathcal{S}^E + \mathcal{S}^{NE} \quad (1a)$$

with

$$\mathcal{S}^E = \mathcal{S} - \langle \mathcal{S} \rangle \quad (1b)$$

$$\mathcal{S}^{NE} = \langle \mathcal{S} \rangle. \quad (1c)$$

Moreover we suppose the phase of \mathcal{S}^E and \mathcal{S}^{NE} to be uncorrelated (so that their cross terms average out to zero) and we make the statistical assumption that in the energy interval Δ around ϵ_B^* there are many levels contributing to the $B \rightarrow c + C$ decay and that their widths and energies are randomly distributed so that interference terms generally vanish [13, 14].

We also assume that the amplitude \mathcal{S}^{NE} (see eq.(1c)) is a very smoothly varying function of the excitation energy ϵ_C^* within a region $\Delta'(\sim \Delta)$.

Finally, following restrictions and approximations of Ref. [11], the energy averaged $(b - c)$ angular correlation can be expressed as

$$\left\langle \frac{d^2\sigma}{d\omega_b d\omega} \right\rangle = \left(\frac{d^2\sigma}{d\omega_b d\omega} \right)^E + \left(\frac{d^2\sigma}{d\omega_b d\omega} \right)^{NE} \quad (2)$$

with

$$\left(\frac{d^2\sigma}{d\omega_b d\omega} \right)^E = \sum_{m_C} \sum_{\ell J_C} w_\ell(J_C) \left(\frac{T_\ell}{G} \right) \left| \sum_{m_B} p_\ell(m_B, m_C; \omega_b, \omega) \right|^2 \quad (3)$$

$$\left(\frac{d^2\sigma}{d\omega_b d\omega} \right)^{NE} = \sum_{m_C} \left| \sum_{\ell J_C} \langle \mathcal{S}_\ell \rangle \sum_{m_B} p_\ell(m_B, m_C; \omega_b, \omega) \right|^2 \quad (4)$$

where

$$p_\ell(m_B, m_C; \omega_b, \omega) \equiv (-)^{\ell} F_{ba}(m_B, \omega_b) \cdot \langle \ell J_C, m_B - m_C, m_C | J_B m_B \rangle Y_\ell^{m_B - m_C}(\omega). \quad (5)$$

In eq. (3) the quantity w_ℓ , related to the relative density of the available states $(\epsilon_C^*, J_C \pi_C)$ in the nucleus C, describes the probability of orbital angular momentum ℓ transferred in the $(B; J_B \epsilon_B^*) \rightarrow (cC; \ell J_C \epsilon_C^*)$ decay and we have assumed the parametrization $\langle | \mathcal{S}^E |^2 \rangle = T_\ell / G$, where T_ℓ is the optical-model transmission coefficient and G represents all decay modes energetically open for the $B \rightarrow c + C$ decay [13, 14].

Actually, by using the time-dependent scattering theory [15], it can be roughly assumed that the quantity $(d^2\sigma)^{NE}$ is associated with a situation in which the dissociation of B into c and C is a fast process occurring in time scales by many orders of magnitude shorter than the typical time corresponding to the equilibrium decay process, described by $(d^2\sigma)^E$, whose long lifetime leads to the "loss of memory" of the formation of the decaying nucleus B [14]. For this reason the angular symmetry of the c -emission from a statistical equilibrated system described by the $(b-c)$ angular correlation (3) cannot be used as evidence for any particular model of dynamical effect.

On the contrary, one can deduce from the $(b-c)$ angular correlation (4) that the memory of the first step of the sequential process $A(a,b)B(c)C$ can be retained during the subsequent "fast" $B \rightarrow c + C$ decay, so that the angular dependence of the particles c emerging from such a short-lived composite system can display a marked forward-backward asymmetry around the direction of the coincident projectile residue b or the beam axis.

Thus the study of the nonequilibrium sequential component of the particle emission can be seen as a powerful tool to probe the early stage of the peripheral collision besides an useful alternative technique to obtain reaction mechanism information complementary to the ones extracted by means of the angular distributions of the two-body reaction products.

When the interest in using the angular correlation method is mainly devoted to obtain information on the mechanism of the $A(a,b)B$ reaction and on the polarization effects of the nucleus B , it is convenient to choose coordinate axes so that the z -axis is along $\vec{k}_b \times \vec{k}_a$ (perpendicular to the reaction plane) and the x -axis along \vec{k}_a .

Information on the polarization effects of the residual nucleus B induced by the first step of the sequential process $A(a,b)B(c)C$ can also be obtained through the φ -dependence of the differential multiplicity for the second step [11].

A semi-classical expression for the $(b-c)$ differential multiplicity has been treated and developed in Ref. [10,11,16] which accounts for many of the observed features of the sequential emission of the high as well as low energy particles from the fragments excited in a peripheral heavy-ion reaction.

In this approach, we consider a semi-classical picture that assumes a coordinate rotation by means of the Euler angles to a more useful system chosen in describing the $B \rightarrow c + C$ decay (in the restrictions and assumptions of Ref. [11]), where the new quantization axis is oriented in the direction of \vec{J}_B which is at a certain angle Λ with respect to the z -axis and lies in a plane perpendicular to the reaction plane and to the direction of a unit vector \hat{k}_0 , close to the recoil direction of the decaying nucleus B [17], corresponding to an angle $\varphi_0 = (\pi/2 + \xi)$ with respect to the x -axis.

Then the relative momentum \vec{k}_c of the pair (cC) has polar angles (ϑ, φ) and (Θ, Φ) with respect to the space-fixed system and to the $(\hat{k}_0 \times \hat{J}_B, \hat{k}_0, \hat{J}_B)$ -axes, respectively. Since the polar angles of J_B -axis with respect to the (x, y, z) -axes are $(\Lambda, \pi + \xi)$ (see Fig. 2 of Ref. [11]), we have

$$\cos \Theta = \cos \Lambda \cos \vartheta - \sin \Lambda \sin \vartheta \cos(\varphi - \xi) \quad (6a)$$

$$\cot \Phi = \frac{\cos \Lambda \sin \vartheta \cos(\varphi - \xi) + \sin \Lambda \cos \vartheta}{\sin \vartheta \sin(\varphi - \xi)}. \quad (6b)$$

In the framework of the quantal treatment carried out in ref. [18], we assume the

semi-classical replacement [18, 19]

$$w_\ell(\mu) \sim \exp(-\alpha\ell^2) \exp(\beta\mu) \quad (7)$$

where

$$\alpha \equiv (\mathcal{I} + MR^2)\hbar^2/2\mathcal{I}T_C MR^2$$

$$\beta \equiv J_B\hbar^2/\mathcal{I}T_C$$

with M , R and \mathcal{I} the reduced mass, the radius and the rigid-body moment of inertia of the pair (cC), respectively, and T_C the nuclear temperature corresponding to the excitation energy ϵ_C^* in the nucleus C .

In the *sharp cut-off* approximation for the coefficient T_ℓ , converting the summation over ℓ to an integral, we get (see eq. (6a))

$$(M(\vartheta, \varphi, \Lambda))^E = C_E \exp(-\gamma \cos^2 \Theta) \quad (8)$$

where C_E is independent of ϑ and φ while the anisotropy coefficient γ is given by $\gamma \equiv \beta^2/4\alpha$.

We attribute the "direct" sequential $B \rightarrow c + C$ decay described by $\langle \mathcal{S} \rangle$ (see eqs. (1)) to a *prompt* emission of particles from peripheral regions of the nucleus B bearing in mind that in the classical limit the particles c while escaping from the rotating nucleus B get an additional velocity if emitted along the equatorial plane.

For an estimate of the NE ($b-c$) multiplicity we can therefore assume the emission of particles c in the equatorial plane with orbital angular momentum $\vec{\ell}$ parallel to \vec{J}_B to dominate and consequently we assume that the peripheral nature of the NE decay process is consistent with the hypothesis that only an " ℓ -window" centered at a certain ℓ_0 contributes. So for the energy-averaged element $\langle \mathcal{S}_\ell \rangle$, in the amplitude-phase representation

$$\langle \mathcal{S}_\ell \rangle = \eta(\ell) \exp[i\delta(\ell)],$$

we can write near $\ell = \ell_0$

$$\langle \mathcal{S}_\ell \rangle \sim \eta(\ell - \ell_0) \exp[i(\ell - \ell_0)\chi_0], \quad (9)$$

where we have assumed the phase $\delta(\ell)$ linear in ℓ about ℓ_0 and

$$\chi_0 \equiv \left(\frac{\partial \delta(\ell)}{\partial \ell} \right)_{\ell_0} \quad (10)$$

is the *quantal deflection function* somehow describing the "classical trajectory" of the particles c and the nucleus C in their mean field characterized by the phase shift δ [20].

An estimate of the NE differential multiplicity can be written as follows:

$$(M(\vartheta, \varphi, \Lambda))^{NE} \sim |Q^{(+)}(\Phi)|^2 + h_0 |Q^{(-)}(\Phi)|^2 \quad (11)$$

where we have defined the "single source" amplitude

$$Q^{(\pm)}(\Phi) \equiv \sum_{\ell} \eta(\ell - \ell_0) \exp[i(\ell - \ell_0)(\chi_0 \pm \Phi)]. \quad (12)$$

Recalling the peripheral nature of the direct NE decay process, if we express the amplitude $\eta(\ell - \ell_0)$ as a Gaussian distribution [21]

$$\eta(\ell - \ell_0) \sim \exp[-(\ell - \ell_0)^2/4\lambda^2],$$

following an analogous procedure as for $(M(\theta, \phi, \Lambda))$, we finally obtain

$$(M(\vartheta, \varphi, \Lambda))^{NE} = C_{NE}\{\exp[-\lambda^2(\Phi + \chi_0)^2] + h_0 \exp[-\lambda^2(\Phi - \chi_0)^2]\} \quad (13)$$

where C_{NE} englobes all the inessential constants independent of ϑ and φ .

To obtain the final expression of the semi-classical ($b-c$) differential multiplicity, we shall assume that the spin orientation is governed by a distribution function $L(\Lambda)$, so that finally we have

$$M(\vartheta, \varphi) = [(M(\vartheta, \varphi))^E + (M(\vartheta, \varphi))^{NE}] \quad (14)$$

with

$$M(\vartheta, \varphi)^E = \int d\Lambda L(\Lambda)(M(\vartheta, \varphi, \Lambda))^E / \int d\Lambda L(\Lambda) \quad (15)$$

$$M(\vartheta, \varphi)^{NE} = \int d\Lambda L(\Lambda)(M(\vartheta, \varphi, \Lambda))^{NE} / \int d\Lambda L(\Lambda) \quad (16)$$

where M^E and M^{NE} are given by eqs. (6), (8) and (13).

For simplicity we shall assume $L(\Lambda)$ as a Gaussian distribution:

$$L(\Lambda) = \exp[-(\Lambda - \Lambda_0)^2/2\Omega^2]. \quad (17)$$

The in-plane differential multiplicity corresponds to $\vartheta = \pi/2$. In this case eqs. (6) become

$$\cos \Theta = \sin \Lambda \cos(\varphi - \xi) \quad (18a)$$

$$\cot \Phi = \cos \Lambda \cot(\varphi - \xi). \quad (18b)$$

As already shown in Ref. [11], when the dealignment is sufficiently small ($\Lambda \ll 1$), the NE in-plane ($b-c$) differential multiplicity is essentially given by a two component asymmetric (in general $h_0 \neq 1$) pattern about the angle $\xi = \varphi_0 - \pi/2$ (see fig.2 of Ref. [11]), peaked at the angles $\varphi_1 = \xi - \chi_0$ and $\varphi_2 = \xi + \chi_0$, respectively; moreover, if $\chi_0 < \xi$ and $h_0 < 1$, the ($b-c$) coincidence events appear with maximum probability on the same side of the beam axis with respect to the direction of the "detected" projectile residue. The values of the in-plane coincidence cross-section about φ_1 and φ_2 correspond to $A(a, b)B$ reaction process with opposite polarization of B , which, in a qualitative picture, may somehow be explained by the assumption that only one type of "semi-classical trajectory" predominantly contributes to the in-plane ($b-c$) angular correlation for either positive or negative angles with respect to the direction of the projectile-like nucleus b [20, 22].

In the cases when $\Lambda \ll 1$ one can obtain an estimate of the angle ξ and the quantal deflection χ_0 by a simple inspection of the experimental in-plane angular correlation pattern around the "peak angles" φ_1 and φ_2 , using the expressions

$$2\xi \simeq \varphi_2 + \varphi_1 \quad (19a)$$

$$2\chi_0 \simeq \varphi_2 - \varphi_1. \quad (19b)$$

Indeed here the deviation from left-right symmetry around a direction close to the one of the coincident projectile residue as well as the double forward-peaked shape in the angular correlation pattern does not necessarily imply that the light particles emerge from the contact zone between the two colliding nuclei (spatial-localization). Actually, in a simple optical picture, we can interpret the sums appearing in eq. (12) (see also eq. (13)) as a beam of particles c emitted from a " ℓ -window" centered about a mean value ℓ_0 and extended over a narrow width $\Delta\ell \sim \lambda$ (ℓ -localization).

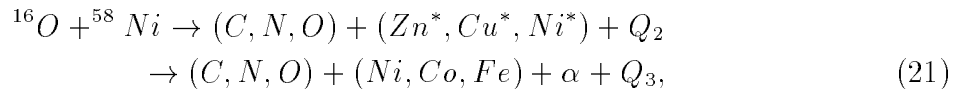
From the above rough picture we somehow idealize the time dependence of the NE $B \rightarrow c + C$ decay; for example the observed strongly forward-peaked in-plane angular correlation can be interpreted as an indication that the light particles c are emitted in decay times shorter than the rotational period of the nucleus B , corresponding to the time required for a hypothetical complete revolution of the $(c+C)$ composite system. In a simple, classical picture we can use a wave packet description to estimate the average time interval occurring between B nucleus formation in $A(a,b)B$ peripheral collision and the $B \rightarrow C + c$ fast emission. To this aim, let us consider the $(C+c)$ composite system to rotate during the time τ_0 with angular momentum ℓ_0 and rotational frequency $\omega_0 = \hbar\ell_0/\mathcal{I}$. If we assume that the 'deflection angle' χ_0 depends on τ_0 NE decay time, starting from a $\tau_0 = 0$ when the \hat{k}_C component in reaction plane is in the direction of \hat{k}_0 , we get the following linear formula

$$-\chi_0 = \omega_0\tau_0 = \frac{\hbar\ell_0}{\mathcal{I}}\tau_0. \quad (20)$$

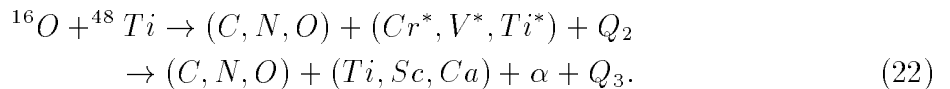
3 EXPERIMENTAL RESULTS

As an application of the above mentioned theoretical approach, we analyze the $C - \alpha$, $N - \alpha$ and $O - \alpha$ differential multiplicities for the (96 MeV) $^{16}\text{O} + ^{58}\text{Ni}$ [23, 8] and (133 MeV) $^{16}\text{O} + ^{48}\text{Ti}$ [24, 25] deep inelastic collisions, respectively. We studied the *in-plane* and *out-of-plane* angular correlations (see, e.g. Ref. [11] and references therein) between projectile-like fragments (C, N, O) and α -particles coming from the (96 MeV) $^{16}\text{O} + ^{58}\text{Ni}$ and (133 MeV) $^{16}\text{O} + ^{48}\text{Ti}$, respectively.

The α -particles associated to the (C, N, O) fragments are emitted by (Zn, Cu, Ni) intermediate nuclei during the sequential reaction



while they are emitted by (Cr, V, Ti) in the sequential reaction



3.1 THE $^{16}\text{O} + ^{58}\text{Ni}$ REACTION AT $E_{LAB}(^{16}\text{O}) = 96$ MeV

The first experiment has been performed with a 96 MeV ^{16}O beam supplied by the MP Tandem facility in Strasbourg, to study the $(C-\alpha)$, $(N-\alpha)$ and $(O-\alpha)$ differential multiplicities for the $^{58}\text{Ni}(^{16}\text{O}, C)\text{Zn}(\alpha)\text{Ni}$, $^{58}\text{Ni}(^{16}\text{O}, N)\text{Cu}(\alpha)\text{Co}$ and $^{58}\text{Ni}(^{16}\text{O}, O)\text{Ni}(\alpha)\text{Fe}$ sequential processes [23, 8].

The ^{16}O beam hit an isotopically enriched $750 \mu\text{g}/\text{cm}^2$ thick ^{58}Ni target. The strongly energy damped projectile residues (C, N, O) -ions were detected by a

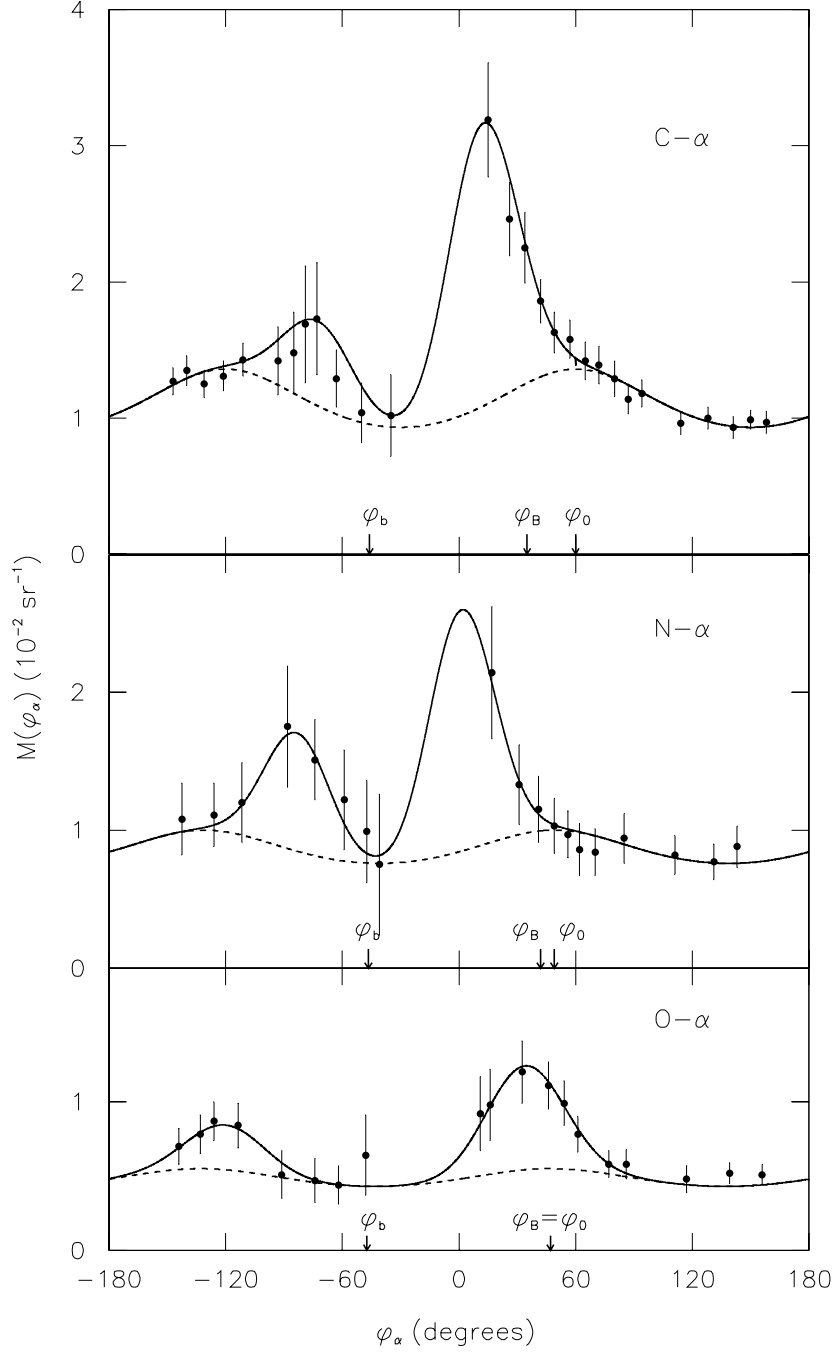


Figure 1: Best-fit of the in-plane $C - \alpha$, $N - \alpha$ and $O - \alpha$ differential multiplicity data, for the sequential process $^{16}\text{O} + ^{58}\text{Ni}$ at 96 MeV laboratory energy [8]. The differential multiplicity, in units 10^{-2} sr^{-1} , is plotted vs. the in-plane α -particle angle. The arrows indicate the directions of the projectile-like fragment (b) and target-like fragment (B) with respect to the incident beam in the laboratory system, ϕ_0 being the direction of the average momentum transferred (see text).

($\Delta E_{gas}, E_{silicon}$) telescope at $\theta_{lab} = -35^\circ$. Measurement of α angular distributions have been performed by means of position-sensitive Si detectors (PSD), combined with a ionization chamber, together with a triple Si-telescope detector for small forward angles.

To extract the equilibrium and non-equilibrium sequential components, all other processes contributing to the α -emission, like *e.g.* the α 's coming from the C build-up contamination and the break-up events, were identified and removed [8].

The *sequentiality* of the distribution so obtained is pointed out by the concentration of such events in Q -value windows which *do not depend* on the α detection angles (see, *e.g.*, Fig. 1 of Ref. [26]). The average values of (Q_2, Q_3) in MeV for ($C - \alpha$), ($N - \alpha$) and ($O - \alpha$) coincidences are respectively (-38.4,-28.5); (-35.8;-25.8) and (-33.9;-24.8). As a consequence, since the excitation energy of projectile-like particle is negligible and the most amount of kinetic energy is carried out by the α -particle, it follows that the (Zn,Cu,Ni) intermediate nuclei excitation energy does not appreciably depend on the α -emission angle.

For the three coincidences the mean value of the excitation energy of the emitting target nucleus is about 35 MeV, a value lying in the continuum region of the excitation spectrum, and this allows us to apply to this reaction the semiclassical approach previously described. Moreover, approximating the impact parameter to the grazing one, and using the mean kinetic energy of the projectile-like fragments extracted from our data, we obtain a rough value of the angular momentum transferred in the first step of the reaction, which is about $25\hbar$. Such a value, ^{58}Ni spin being zero, gives us an estimation of the target-like nucleus spin J_B . Fig.1 shows the in-plane differential multiplicity data for ($C - \alpha$), ($N - \alpha$) and ($O - \alpha$) coincidences vs. the α -particle detection angle. As these data have been referred to the R.C.M. (Recoil Centre of Mass) system, *i.e.* the C.M. system of (Zn, Cu, Ni) nuclei, they can be directly fitted by the theoretical formula (14), represented by the solid lines; the dashed lines are the best fit of the equilibrated part of the differential multiplicity given by Eq. (15).

The out-of-plane coincidence data shown in Fig. 2 are taken at backward angles; since in that angular region the non-equilibrium emission is negligible, these out-of-plane experimental data were employed to get the ($C_E; \gamma; \Lambda_0; \Omega$) parameters by means of the purely evaporative formula (15) [11].

In contrast to the case of the ($C_E; \gamma; \Lambda_0; \Omega$) parameters, the value of ϕ_0 obtained in the fitting procedure cannot be determined to a sufficient accuracy, since in the present analysis the angular correlations given by Eq. (15) are not sensitive to the choice of ϕ_0 within an angular interval of 30° around the values of the recoil directions of the α -decaying nuclei, reported in Table 1.

Best χ^2 values for C_E , γ , Λ_0 and Ω are listed in Table 1. Since Λ_0 and Ω are a measure of dealignment of the rotational axis of the α -decaying nucleus along an axis normal to the reaction plane, one sees from an inspection of Table 1 that in a qualitative picture the dealignment of Cr and Zn is small. The angular correlation data do not uniquely determine the quantities γ and Λ_0 , but rather define a range of possibilities; values listed in Table 1 can therefore be considered as an estimate. In principle, the ξ parameter could be calculated in the same way, but the evaporative component is not as sensitive to the choice of ξ as the non-equilibrium one. As a matter of fact, the values obtained for Λ_0 and Ω mean that the target-like nucleus rotational axis lies very close to the z -axis, then both ξ and χ_0 can be evaluated using the approximate expressions (19), where ϕ_1 and ϕ_2 are the α -particle emission angle corresponding to

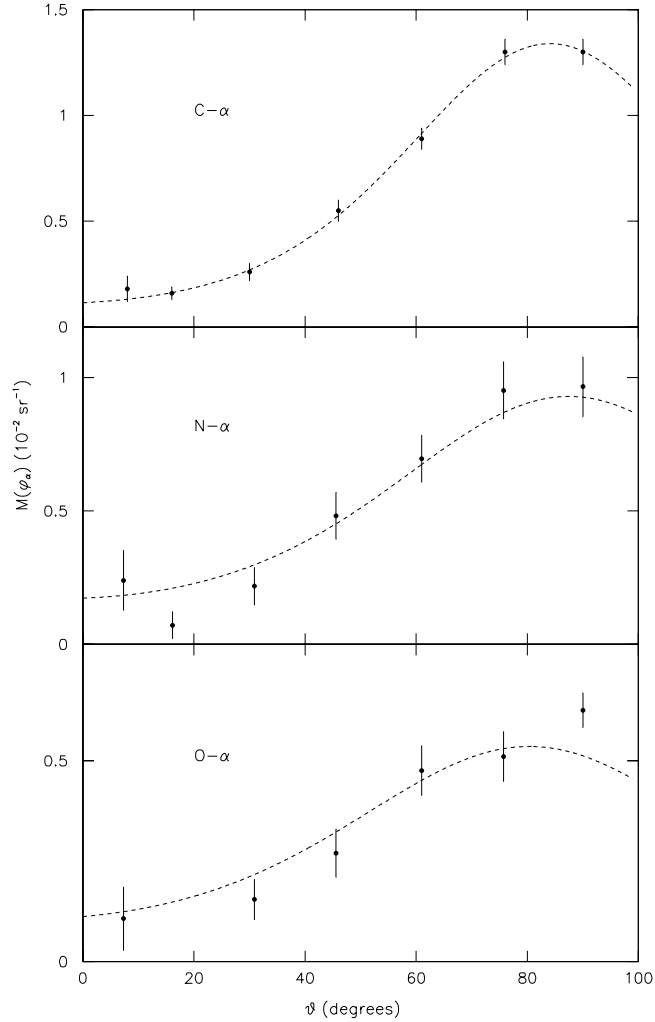


Figure 2: Best-fit of the out-of-plane ($C - \alpha$), ($N - \alpha$) and ($O - \alpha$) differential multiplicity data, for the $^{58}\text{Ni}(^{16}\text{O}, C)\text{Zn}(\alpha)\text{Ni}$, $^{58}\text{Ni}(^{16}\text{O}, N)\text{Cu}(\alpha)\text{Co}$ and $^{58}\text{Ni}(^{16}\text{O}, O)\text{Ni}(\alpha)\text{Fe}$ sequential processes at 96 MeV laboratory energy [23]. The differential multiplicity, in units 10^{-2}sr^{-1} , is plotted vs. the out-of-plane α -particle angle.

the two peaks of the total differential multiplicity.

Finally, $(C_{NE}; \lambda; h_0)$ parameters were obtained by fitting the forward region experimental data by the formula (14), where the above-determined values of $(C_E; \gamma; \Lambda_0; \Omega; \xi; \chi_0)$ were inserted.

Table 1: **List of the parameters obtained in the analysis of the out-of-plane and in-plane angular correlations coming from the (96 MeV) $^{16}O + ^{58}Ni$ reaction.**

Coincidences ($10^{-2}sr^{-1}$)	$C_E^{(a)}$	$\gamma^{(a)}$	$\Lambda_0^{(a)}$	$\Omega^{(a)}$	$\xi^{(b)}$	$\chi_0^{(b)}$
$C - \alpha$	1.4 ± 0.1	3.0 ± 0.2	$(19 \pm 13)^\circ$	$(13 \pm 2)^\circ$	$(-30 \mp 2)^\circ$	$(-45 \mp 2)^\circ$
$N - \alpha$	$1. \pm 0.1$	2.2 ± 0.1	$(6 \pm 4)^\circ$	$(24 \pm 2)^\circ$	$(-41 \mp 2)^\circ$	$(-45 \mp 2)^\circ$
$O - \alpha$	0.6 ± 0.06	1.9 ± 0.1	$(19 \pm 13)^\circ$	$(13 \pm 2)^\circ$	$(-43 \mp 2)^\circ$	$(-78 \mp 2)^\circ$

Coincidences ($10^{-2}sr^{-1}$)	C_{NE}	λ	h_0	ϕ_R	ϕ_0
$C - \alpha$	2.1 ± 0.2	2.3 ± 0.2	0.30 ± 0.04	$(60 \pm 3)^\circ$	$(35 \pm 3)^\circ$
$N - \alpha$	1.8 ± 0.2	2.5 ± 0.3	0.49 ± 0.06	$(49 \pm 3)^\circ$	$(42 \pm 3)^\circ$
$O - \alpha$	0.7 ± 0.07	2.2 ± 0.2	0.43 ± 0.05	$(47 \pm 3)^\circ$	$(47 \pm 3)^\circ$

The quantities obtained by fitting the experimental data by the evaporative formula (15) are labelled by (a). The quantities estimated from a simple inspection of the experimental angular correlation patterns by using the approximate expressions (19) are labelled by (b).

From the analysis of the fit parameters reported in Table 1, one easily infers that the spin direction is almost perpendicular to the reaction plane, as we supposed in the theoretical approach. As a matter of fact, the average angle between the spin direction and the normal axis (Λ_0) is less than 20° for all three coincidences.

The non-equilibrium component consists of two bumps; the higher one is associated to the positive polarization, the lower to the negative one. The width of the peaks is related to the model parameter λ which represents the width of the ℓ -window mainly contributing to the decay process; such a value does not exceed $3\hbar$, so confirming that we are dealing with a peripheral process.

Another interesting parameter is h_0 , which is related to the probability p_0 of positive polarization of the target-like nucleus on a quantization axis perpendicular to the reaction plane (omitting the explicit indication of ω_b):

$$p_0 = |f_{ba}(m_0)|^2 / (|f_{ba}(m_0)|^2 + |f_{ba}(-m_0)|^2) = (1 + h_0)^{-1} = \begin{cases} 0.77 & (C - \alpha) \\ 0.67 & (N - \alpha) \\ 0.70 & (O - \alpha) \end{cases}$$

According to Wilczynski model of deep inelastic reactions [27] which ascribes the energy dissipation to frictional forces arising in the projectile-target contact region, up and down polarization can be related to positive and negative deflection function, respectively.

Then, the observed positive polarization can be explained by assuming [22] that only one kind of *semi-classical trajectory*, i.e. the *far-side* one, predominantly contributes to the non-equilibrium component of the sequential emission.

The half-angle between the two peaks, χ_0 , can be related to the lifetime of the emitting nucleus by Eq. (20), where we approximated \mathcal{I} with the rigid body moment of inertia of the emitting nucleus [23]

$$\mathcal{I} \approx \mathcal{I}_{rigid} \approx 0.0137A^{5/3}\hbar^2.$$

The last parameter obtained by the fit is ξ , which is related to the direction ϕ_0 of the momentum transferred in the projectile-target interaction; if we had dealt with hard spheres, this direction would correspond to the recoil direction of the target-like nucleus (ϕ_R). As one can deduce from Table 1, these angles are not equal but their difference decreases for decreasing projectile-target mass transfer.

3.2 THE $^{16}O+^{48}Ti$ REACTION AT $E_{LAB}(^{16}O)=133$ MeV

The second experiment we studied was the $^{16}O+^{48}Ti$ reaction performed at the IRES MP tandem accelerator in Strasbourg, France. Since the mean excitation energy of the emitting target-like nuclei is about 60 MeV, a value lying in the continuum region of the excitation spectrum, we could apply the same theoretical approach we used in the $^{16}O+^{58}Ni$ reaction to this nuclear system.

Following the same procedure adopted as in the $^{16}O+^{58}Ni$ case, we give an estimation of about $27\hbar$ of the J_B target-like nucleus spin.

The strongly energy damped projectile residues (C,N,O) were detected in a $(\Delta E_{gas}, E_{silicon})$ telescope at $\theta_{lab}=-30^\circ$ with respect to the beam direction, while the α -particle angular distributions were measured by means of $(\Delta E_{gas}, E_{silicon(PSD)})$ telescope and two $(\Delta E_{silicon}, E_{CsI})$ telescopes for small forward angles.

The $\Delta E_{gas}, E_{silicon}$ telescope, already used for the $^{16}O+^{58}Ni$ measurement, is suitable for identifying charges of heavy ions, as shown in Fig. 3. Then we used the Vivitron accelerator and an early stage of the ICARE facility (whose complete configuration is made up of 48 telescopes), thus obtaining a good resolution in the emission angle, kinetic energy and Z of the detected particle, as well as the mass of the light charged particles by means of the TOF technique. 8 telescopes are mainly devoted to the heavy-ion detection, the remaining 40 detect light charged particles, such as p and α 's, 16 of which are devoted to the high energy particles emitted.

24 double $\Delta E_{Si} - E_{CsI(Tl)}$ telescopes are devoted to the detection of fewer than 30 MeV charged particles, while 16 triple $\Delta E_{Si1}\Delta E_{Si2} - E_{CsI(Tl)}$ telescopes detect the light particles carrying higher energy. The 8 $\Delta E_{gas} - E_{Si}$ telescopes are ionization chambers, used to identify heavy fragments with $Z \leq 40$.

Fig.4 shows the $(C - \alpha)$, $(N - \alpha)$ and $(O - \alpha)$ in-plane angular correlations in the Recoil Centre of Mass System, extracted after subtracting undesired contributions such as α 's coming from projectile break-up and C build-up contamination. By means of a procedure similar to the one followed for the $^{16}O+^{58}Ni$ system, the fit parameters for the $^{16}O+^{48}Ti$ system were obtained and are shown in Table 2, with the corresponding curves in the same figure.

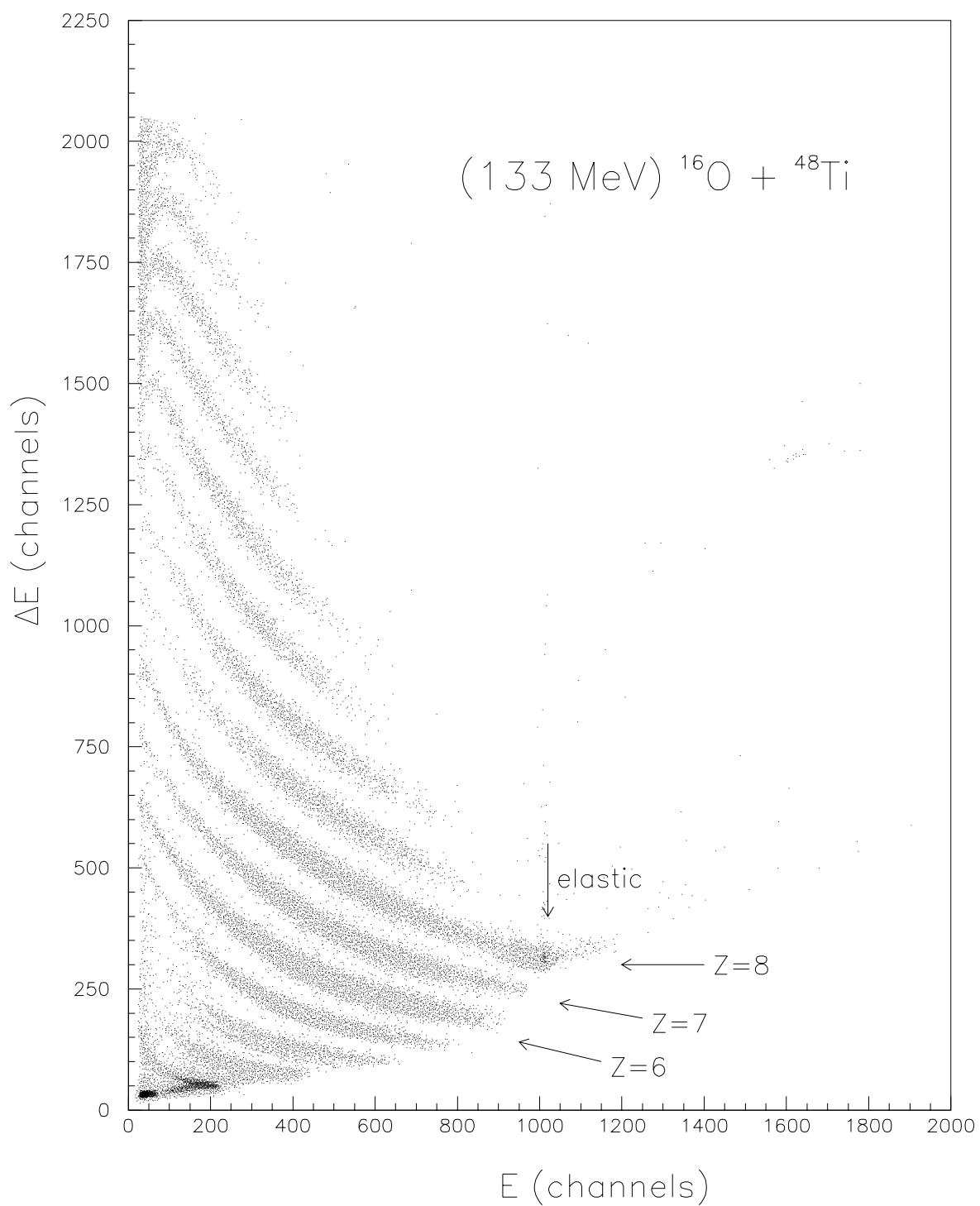


Figure 3: Example of charge identification spectrum for the $(133 \text{ MeV})^{16}\text{O} + ^{48}\text{Ti}$ reaction.

By applying this procedure to the $^{16}\text{O} + ^{48}\text{Ti}$ system we get

$$p_0 = \begin{cases} 0.83 & (C - \alpha) \\ 0.74 & (N - \alpha) \\ 0.74 & (O - \alpha) \end{cases}$$

showing also in this case how only one kind of *semi-classical trajectory* plays a predominant role, namely the *far - side* one.

Table 2: **List of the parameters obtained in the analysis of the out-of-plane and in-plane angular correlations coming from the (133 MeV) $^{16}\text{O} + ^{48}\text{Ti}$ reaction.**

Coincidences ($10^{-2}sr^{-1}$)	$C_E^{(a)}$	$\gamma^{(a)}$	$\Lambda_0^{(a)}$	$\Omega^{(a)}$	$\xi^{(b)}$	$\chi_0^{(b)}$
$C - \alpha$	0.4 ± 0.04	3.8 ± 0.2	$(9 \pm 6)^\circ$	$(35 \pm 4)^\circ$	$(-35 \mp 2)^\circ$	$(-38 \mp 2)^\circ$
$N - \alpha$	0.3 ± 0.2	3.3 ± 0.2	$(6 \pm 4)^\circ$	$(29 \pm 3)^\circ$	$(-39 \mp 2)^\circ$	$(-39 \mp 2)^\circ$
$O - \alpha$	0.23 ± 0.02	3.0 ± 0.2	$(9 \pm 6)^\circ$	$(25 \pm 3)^\circ$	$(-35 \mp 2)^\circ$	$(-35 \mp 2)^\circ$

Coincidences ($10^{-2}sr^{-1}$)	C_{NE}	λ	h_0	ϕ_R	ϕ_0
$C - \alpha$	4.5 ± 0.5	3.5 ± 0.4	0.20 ± 0.02	$(55 \pm 2)^\circ$	$(29.5 \pm 1)^\circ$
$N - \alpha$	2.5 ± 0.3	3.3 ± 0.4	0.35 ± 0.04	$(51 \pm 2)^\circ$	$(34.7 \pm 1)^\circ$
$O - \alpha$	1.8 ± 0.2	2.6 ± 0.3	0.36 ± 0.04	$(55 \pm 2)^\circ$	$(39 \pm 1)^\circ$

The quantities obtained by fitting the experimental data by the evaporative formula (15) are labelled (a). The quantities estimated from a simple inspection of the experimental angular correlation patterns by using the approximate expressions (19) are labelled (b).

The ϕ_R angle, given in the second-last column of Table 1 and Table 2 denotes the angle of the recoil direction of the α -decaying target-like nucleus B with respect to the beam angle. From the Tables we can note that the difference $(\phi_0 - \phi_R)$ - that is the angular interval between the direction of the average momentum transferred in the $^{58}\text{Ni}(^{16}\text{O}, b)B$ as well as $^{48}\text{Ti}(^{16}\text{O}, b)B$ and the recoil direction of the α -decaying nucleus B - is larger for larger mass transfer in the reaction considered and increases with the relative energy between projectile and target at the V_C barrier

$$V_C = Z_a z_A e^2 / R; \quad R = r_0 (A_a^{1/3} + A_A^{1/3}); \quad r_0 = 1.4 \text{ fm} . \quad (23)$$

In addition, one can obtain a rough estimate of the in-plane integrated sequential E and NE α -emissions for the processes here considered; in fact, from eqs. (8), (13)÷(18), we can get ($\vartheta = \pi/2$)

$$\int_{-\pi}^{\pi} d\phi M(\phi) = M^E + M^{NE} \quad (24)$$

with

$$M^E \sim \pi C_E (1 - \exp(-\gamma)), \quad (25)$$

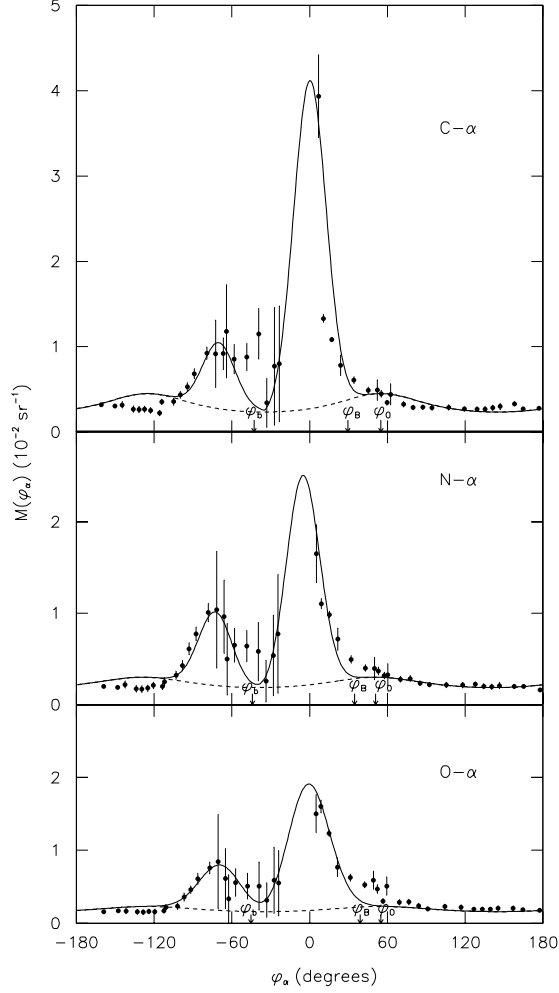


Figure 4: Best-fit of the in-plane ($C - \alpha$), ($N - \alpha$) and ($O - \alpha$) differential multiplicity data, for the sequential process $^{16}\text{O} + ^{48}\text{Ti}$ at 133 MeV laboratory energy [18-20]. The differential multiplicity, in units 10^{-2}sr^{-1} , is plotted vs. the in-plane α -particle angle. The arrows indicate the directions of the projectile-like fragment (b) and target-like fragment (B) with respect to the incident beam in the laboratory system; ϕ_0 is the direction of the average momentum transferred (see text).

$$M^{NE} \sim C_{NE}(1 + h_0)/\lambda. \quad (26)$$

The values, per out-of-plane unit angle, of $M^E + M^{NE}$ estimated within 30%, are listed in Table 3. Although NE processes contribute at the percentage level at low

Table 3: **Values of rough approximations of M^E and M^{NE} for the (96 MeV) $^{16}O + ^{58}Ni$ and (132 MeV) $^{16}O + ^{48}Ti$ reactions.**

Coincidences	$^{16}O + ^{58}Ni$		$^{16}O + ^{48}Ti$	
	M^E	M^{NE}	M^E	M^{NE}
$C - \alpha$	4.1	1.2	1.2	1.5
$N - \alpha$	2.8	1.1	0.9	1.0
$O - \alpha$	1.5	0.4	0.7	0.9

bombarding energy, they cannot be neglected at increasing bombarding energies.

4 SUMMARY AND CONCLUSIONS

Differential multiplicities for the $^{16}O+^{58}Ni$ reaction at 6 MeV/nucleon and for the $^{16}O+^{48}Ti$ at 8.25 MeV/nucleon have been measured for deep inelastic events.

A theoretical semi-classical approach, assuming the hypothesis of a two-step sequential process, is proposed to further analyse the measured angular correlations between α particles detected in coincidence with the deep inelastic projectile-like fragments C , N and O .

From this analysis, we can see that the angular interval between the average transferred momentum in $^{58}Ni(^{16}O, b)B$ and $^{48}Ti(^{16}O, b)B$ reactions respectively and the recoil nucleus B direction increases with the transferred mass by ^{16}O nucleus to ^{58}Ni and ^{48}Ti nuclei.

In the application to the $^{16}O+^{58}Ni$ and $^{16}O+^{48}Ti$ systems, the positive alignment parameters which have been deduced for the respective projectile-like fragments suggests that the *far - side* trajectory is dominant.

The non-equilibrium component for the $^{16}O+^{48}Ti$ reaction is quite large compared to the one extracted from the $^{16}O+^{58}Ni$ reaction.

Eq. (20), applied to the two systems studied, gives the following values for τ_0 revolution times:

$$\tau_0 = 5 \cdot 10^{-22} \text{ s}$$

and

$$\tau_0 = 3 \cdot 10^{-22} \text{ s},$$

where we used the ℓ_0 values calculated from our data, i.e. $2\hbar$ and $6\hbar$.

These estimates of τ_0 can be regarded as the lifetimes of the target-like fragments, i.e. the "decay-times" after the formation of Ni and Cr , for $^{16}O+^{58}Ni$ and $^{16}O+^{48}Ti$ systems, respectively.

The simple semi-classical approach used here seems to be able to reproduce many of the observed features of the sequential E and NE α -emission and to extract reaction

mechanism information directly by applying formulas (15) and (16) to the analysis of the experimental angular correlation data.

Of course, this model should be applied to other nuclear systems for further investigation of the reaction mechanism of deep inelastic collisions. To this aim, analysis of experimental data is still in progress.

References

- [1] W. U. Schröder and J.R.Huizenga, *Treatise on Heavy-Ion Science*, Vol. 2, edited by D. A. Bromley (New York, 1994); D. Guerreau, *Nuclear Matter and Heavy-Ion Collisions*, edited by M. Soyer, H. Flocard, B. Tamain and M. Porneuf (New York, 1989).
- [2] H. Ho, P. L. Gonthier, M. N. Namboodiri, J. B. Natowitz, L. Adler, S. Simon, K. Hagel, R. Terry and A. Khodai, *Phys. Lett.* **B**, **96**, 51 (1980).
- [3] T. C. Awes, G. Poggi, C. K. Gelbke, B. B. Back, B. G. Glagola, H. Breuer and V. E. Viola Jr., *Phys. Rev.* **C**, **24**, 89 (1981).
- [4] H. Ho, G. Y. Fan, P. L. Gonthier, W. Kühn, B. Lindl, A. Pfoh, L. Schad, R. Wolski, J. P. Wurm, J. C. Adloff, D. Disdier, V. Rauch and F. Scheibling, *Nucl. Phys.* **A**, **437**, 465 (1985).
- [5] B. Lindl, A. Brucker, M. Bantel, H. Ho, R. Muffler, L. Schad, M. G. Trauth and J. P. Wurm, *Z. Phys.* **A**, **328**, 85 (1987).
- [6] W. Terlau, M. Burgel, A. Budzanowski, H. Fuchs, H. Homeyer, G. Roschert, J. Uckert and R. Vogel, *Z. Phys.* **A**, **330**, 303 (1988).
- [7] R. Wada, M. Gonin, M. Gui, K. Hagel, Y. Lou, D. Utley, J. B. Natowitz, G. Nebbia, D. Fabris, R. Billerey, B. Cheynis, A. Demeyer, D. Drain, D. Guinet, C. Pastor, L. Vagneron, K. Zaid, J. Alarja, A. Giorni, D. Heuer, C. Morand, B. Viano, C. Mazur, C. Ngô, S. Leray, R. Lucas, M. Ribrag and E. Tomasi, *Nucl. Phys.* **A**, **328**, 85 (1987).
- [8] H. Ho, P. L. Gonthier, W. Kühn, A. Pfoh, L. Schad, R. Wolski, J. P. Wurm, J. C. Adloff, D. Disdier, A. Kamili, V. Rauch, G. Rudolf, F. Scheibling and A. Strazzeri, *Phys. Rev.* **C**, **27**, 584 (1983).
- [9] A. Strazzeri, *Nuovo Cimento* **A52**, 323 (1979).
- [10] A. Strazzeri, *Nuovo Cimento* **A80**, 35 (1984).
- [11] A. Italiano, A. Trifiró, G. Pisent and A. Strazzeri, *Nuovo Cimento* **A110**, 781 (1997).
- [12] H. Feshbach, C. E. Porter and V. F. Weisskopf, *Phys. Rev.*, **96**, 448 (1954).
- [13] M. A. Preston, *Physics of the Nucleus* (Reading, 1963).
- [14] W. Hauser and Feshbach, *Phys. Rev.*, **87**, 366 (1952).
- [15] F. L. Friedman and V. F. Weisskopf, *Niels Bohr and the Development of Physics* (London, 1955).
- [16] P. A. Gottschalk and M Weström, *Nucl. Phys.* **A**, **314**, 232 (1979).
- [17] H. Eichner, H. Stehle and P. Heiss, *Nucl. Phys.* **A**, **205**, 249 (1973).
- [18] T. Ericson and V. Strutinsky, *Nucl. Phys.*, **8**, 284 (1958).

- [19] M. Lefort, Proceedings of the International School of Physics E. Fermi, Varenna, Italy, Course LXII, edited by H. Faraggi and R. A. Ricci (North Holland, Amsterdam, 1976).
- [20] N. K. Glendenning, *International Conference on Reactions between Complex Nuclei* (Nashville, 1974), Vol. 2, p. 137.
- [21] V. M. Strutinsky, Sov. Phys. JETP, **19**, 1401, (1964).
- [22] P. D. Bond, Phys. Rev. Lett., **40**, 401 (1978).
- [23] H. Ho, R. Albrecht, H. Damjantschitsch, F. J. Demond, W. Kühn, J. Slemmer, J. P. Wurm, D. Disdier, V. Rauch, F. Scheibling and T. Døssing, Z. Phys. **A**, **300**, 205 (1981).
- [24] T. Bellot, Etude des mécanismes de réaction entre ions lourds aux énergies VI-VITRON à l'aide du multidétecteur de particules chargées **ICARE**, thesis work, Strasbourg, IReS 97-35 (unpublished).
- [25] R. C. Barná, D. De Pasquale, A. Italiano, A. Trifiró, M. Trimarchi, C. Beck, T. Bellot, F. Haas, V. Rauch, M. Rousseau, O. Stezowski and A. Strazzeri, *9th Int. Conf. on Nuclear Reaction Mechanisms*, Varenna June 5-9, 2000.
- [26] H. Ho, R. Albrecht, H. Dünneweber, G. Graw, S.G. Steadman, J. P. Wurm, D. Disdier, V. Rauch, F. Scheibling, Z. Phys. **A**, **283**, 235 (1977).
- [27] J. Wilczynski, Phys. Lett. **B**, **47**, 484 (1973).