

CERN-EP-2024-301
2024/11/30

CMS-B2G-23-006

Search for heavy neutral Higgs bosons A and H in the $t\bar{t}Z$ channel in proton-proton collisions at 13 TeV

The CMS Collaboration*

Abstract

A direct search for new heavy neutral Higgs bosons A and H in the $t\bar{t}Z$ channel is presented, targeting the process $pp \rightarrow A \rightarrow ZH$ with $H \rightarrow t\bar{t}$. For the first time, the channel with decays of the Z boson to muons or electrons in association with all-hadronic decays of the $t\bar{t}$ system is targeted. The analysis uses proton-proton collision data collected at the CERN LHC with the CMS experiment at $\sqrt{s} = 13$ TeV, which correspond to an integrated luminosity of 138 fb^{-1} . No signal is observed. Upper limits on the product of the cross section and branching fractions are derived for narrow resonances A and H with masses up to 2100 and 2000 GeV, respectively, assuming A boson production through gluon fusion. The results are also interpreted within two-Higgs-doublet models, complementing and substantially extending the reach of previous searches.

Submitted to Physics Letters B

1 Introduction

The measured properties of the Higgs boson discovered [1–3] by the ATLAS and CMS Collaborations at the CERN LHC are consistent with the expectations of the standard model (SM) within the current experimental precision [4, 5]. However, the particle might be part of an extended Higgs sector, as suggested by several models of physics beyond the SM (BSM), such as supersymmetry [6], models with an axion [7] or dark matter [8], as well as BSM mechanisms of baryogenesis [9].

A common class of extended Higgs models is two-Higgs-doublet models (2HDMs) [10, 11], containing one additional Higgs doublet, resulting in the presence of three neutral Higgs bosons, two of which (h and H) are even under charge-parity (CP) transformations and one (A) is CP -odd, as well as two charged Higgs bosons (H^\pm). Such models are defined by the following parameters when assuming CP conservation: the masses of the five Higgs bosons m_h , m_H , m_A , and m_{H^\pm} , the ratio of the vacuum expectation values of the two doublets $\tan\beta$, the mixing angle between the two CP -even Higgs bosons α , and the soft-breaking term m_{12}^2 . Depending on the coupling of the two doublets to the right-handed quarks and the charged leptons, different types of 2HDM are possible. For example, in type-I models the quarks and charged leptons couple to a single Higgs doublet, while in type-II models the down-type quarks and the charged leptons couple to a different Higgs doublet from that coupling to the up-type quarks. When $\cos(\beta - \alpha) \rightarrow 0$, referred to as the “alignment limit”, the properties of the h boson are expected to be identical to those of a SM Higgs boson with the same mass. In this Letter, h is identified with the observed Higgs boson, which has a mass of approximately 125 GeV.

For sufficiently large mass splittings, $m_A > m_H + m_Z$, the decay $A \rightarrow ZH$ becomes kinematically possible and is dominant in a wide range of the 2HDM parameter space [12]. Searches for $A \rightarrow ZH$ have been performed in final states targeting H boson decays to $b\bar{b}$, WW , and $\tau^+\tau^-$ [13–15]. Their sensitivity is typically limited to masses of m_H up to approximately 400 GeV, beyond which the $H \rightarrow t\bar{t}$ decay becomes kinematically possible and is dominant, in particular for small and moderate values of $\tan\beta$. In models of electroweak baryogenesis that attempt to explain the observed matter-antimatter asymmetry in the universe, a first-order electroweak phase transition becomes possible at these values of masses and $\tan\beta$ [9, 16, 17]. However, this region of parameter space has not been probed extensively in experimental analyses. Searches for $A/H \rightarrow t\bar{t}$ decays provide some sensitivity to the relevant parameter space [18, 19], and indirect constraints are obtained, for example, from $t\bar{t}t\bar{t}$ cross section measurements [20, 21]. Recently, the ATLAS Collaboration published a direct search for $A \rightarrow ZH$ with $H \rightarrow t\bar{t}$ in final states corresponding to single-lepton decays of the $t\bar{t}$ system, excluding at 95% confidence level (CL) regions up to approximately $m_A = 1$ TeV for $\tan\beta = 1$ of the type-I 2HDM parameter space. They report an excess in the region around $(m_A, m_H) = (650, 450)$ GeV with a local significance of 2.85 standard deviations (SD) [22].

In this Letter, a direct search for heavy neutral Higgs bosons A and H is presented, targeting the process $A \rightarrow ZH$ with $H \rightarrow t\bar{t}$. The final state with decays of the Z boson to muons or electrons in association with all-hadronic decays of the $t\bar{t}$ system is targeted, which has not been studied before. The search is performed with proton-proton (pp) collision data recorded at $\sqrt{s} = 13$ TeV at the LHC during 2016–2018, corresponding to a total integrated luminosity of 138 fb^{-1} [23–25]. Events are selected by requiring the presence of two same-flavour and oppositely charged leptons ($\ell = \mu, e$) that are compatible with originating from a Z boson decay, as well as at least five jets. Two sensitive observables are reconstructed, following Ref. [12]: Δm , characterizing the mass difference of the A and the H boson candidates, and p_T^Z , characterizing the transverse momentum of the Z boson candidate. The two-dimensional distribution of Δm and p_T^Z , reduced

into a one-dimensional histogram, is used as the final discriminating observable in the search. Upper limits on the product of the cross section and branching fractions $\sigma(\text{pp} \rightarrow A)\mathcal{B}(A \rightarrow \text{ZH})\mathcal{B}(H \rightarrow \text{t}\bar{\text{t}})$ are derived as a function of m_A and m_H , assuming gluon fusion production, and narrow CP -odd and CP -even resonances A and H , respectively. The results are used to constrain the 2HDM parameter space. Tabulated results are provided in the HEPData record for this analysis [26].

2 The CMS detector and event reconstruction

The CMS apparatus [27, 28] is a multipurpose, nearly hermetic detector, designed to trigger on [29–31] and identify muons, electrons, photons, and (charged and neutral) hadrons [32–34]. A global “particle-flow” (PF) algorithm [35] aims to reconstruct all individual particles in an event, combining information provided by the all-silicon inner tracker and by the crystal electromagnetic (ECAL) and brass-scintillator hadron calorimeters, operating inside a 3.8 T superconducting solenoid, with data from the gas-ionization muon detectors embedded in the flux-return yoke outside the solenoid. The reconstructed particles are used to build τ leptons, jets, and missing transverse momentum [36–38].

Events of interest are selected using a two-tiered trigger system. The first level, composed of custom hardware processors, uses information from the calorimeters and muon detectors to select events at a rate of around 100 kHz within a fixed latency of about $4 \mu\text{s}$ [29]. The second level, known as the high-level trigger, consists of a farm of processors running a version of the full event reconstruction software optimized for fast processing, and reduces the event rate to around 1 kHz before data storage [30].

The primary vertex is taken to be the vertex corresponding to the hardest scattering in the event, evaluated using tracking information alone, as described in Section 9.4.1 of Ref. [39].

The reconstruction of muons relies on a combination of measurements in the tracker and in the muon detectors [33]. The muons are identified based on the quality of the combined track fit and on the number of hits in the different tracking detectors, with an efficiency of about 95%. The transverse momentum (p_T) resolution in the barrel is better than 1% (7%) for muons with p_T up to 100 GeV (1 TeV) [33]. Electrons are reconstructed by combining the momentum measurement in the tracker with the energy measurement of the corresponding cluster in the ECAL and with the energy sum of all bremsstrahlung photons, obtained from the ECAL, spatially compatible with originating from the electron track [32, 40]. The electrons are identified using criteria on the cluster shape in the ECAL, the track quality, and the compatibility between the tracker and ECAL measurements, corresponding to an identification efficiency of approximately 80%, including the isolation requirements described below. The momentum resolution for electrons with $p_T \approx 45$ GeV from $Z \rightarrow ee$ decays ranges from 1.6 to 5% [32, 40]. Both muons and electrons are required to lie within the acceptance of the tracker, covering pseudorapidity (η) values of $|\eta| < 2.4$, and to have $p_T > 35$ and 20 GeV for the p_T -leading and subleading leptons, respectively. Electrons reconstructed in the transition region $1.44 < |\eta| < 1.56$ between the barrel and the endcap calorimeters are discarded. Isolation requirements are imposed on the leptons based on the scalar p_T sum of all PF objects in a cone of radius 0.3 in the η - ϕ plane around the track direction of the lepton, where ϕ denotes the azimuthal angle. The isolation is corrected by removing contributions arising from additional pp interactions in the same bunch crossing (pileup) [41].

Hadronic jets are clustered from the PF objects using the anti- k_T algorithm [42, 43] with a distance parameter of 0.4, omitting charged particles matched to pileup vertices. The jet energy is

corrected for the neutral-hadron contribution expected from pileup interactions [44]. Further energy corrections depending on the jet p_T and η are applied, which are derived in simulation such that the average measured energy of the jets becomes identical to that of the particle-level jets. Residual differences between the jet energy scale (JES) in data and in simulation are measured using the momentum balance in dijet, γ +jets, Z+jets, and multijet events, and appropriate corrections are applied. The jet energy resolution (JER) typically amounts to 15–20% at 30 GeV, 10% at 100 GeV, and 5% at 1 TeV [37]. Jets overlapping within a cone of radius 0.4 in the η - ϕ plane with a muon or an electron passing the criteria described above are discarded. Further selection criteria are applied to each jet to remove jets potentially dominated by instrumental effects or reconstruction failures, as well as jets arising from pileup interactions [41]. Only jets within the tracker acceptance of $|\eta| < 2.4$ and with $p_T > 30$ GeV are considered in the analysis. Jets arising from the hadronization of b quarks (b jets) are identified using the DEEPJET b tagging algorithm [45–47]. Jets are considered as b tagged if they fulfill a requirement on the DEEPJET discriminant that corresponds to a b tagging efficiency of 75–80% and a 1.5–2% (15–17%) misidentification rate for light-flavour quark and gluon (c quark) induced jets.

3 Simulated signal and background event samples

Several Monte Carlo (MC) event generators, interfaced with a detailed detector simulation based on GEANT4 v. 9.4 [48], are used to model the signal and background events. The proton structure is described by the parton distribution function (PDF) set NNPDF3.1 [49]. Parton showering (PS) and hadronization are simulated with PYTHIA v. 8.240 [50], where the parameters for the underlying event description correspond to the CP5 tune [51].

The $pp \rightarrow A \rightarrow ZH \rightarrow Zt\bar{t}$ signal is simulated in the gluon fusion production mode at leading order (LO) precision in QCD using MADGRAPH5_aMC@NLO v. 2.6.5 [52–54]. Events are generated for different mass configurations of the A and H bosons, modelled as narrow resonances with relative decay widths $\Gamma_{A/H}/m_{A/H} = 3\%$, which is negligible compared to the experimental resolution. Events are additionally generated assuming larger widths for some mass configurations, in order to estimate the effect of the total decay width in the 2HDM interpretation. Other A boson production modes in the 2HDM, for which t and b quark associated production have the largest cross sections, contribute less than 2% of the cross section for $\tan\beta < 2$, which is the parameter region relevant for this analysis, and are therefore neglected.

The final state targeted by this search is dominated by background processes from $t\bar{t}$ production and production of Z/γ^* in association with jets referred to as Z/γ^* +jets. The $t\bar{t}$ background process is simulated at next-to-LO (NLO) precision using POWHEG v. 2 [55–59], and the inclusive cross section is normalized to a calculation at next-to-NLO (NNLO) in QCD including resummation of next-to-next-to-leading logarithmic (NNLL) soft-gluon terms [60–66]. The top quark p_T spectrum in simulation has been found to be harder than the one observed in data [67, 68], and therefore, the simulated events are corrected as a function of the top quark and antiquark p_T at the parton level, such that the corrected simulation matches the data.

The Z/γ^* +jets background processes are simulated at LO precision with up to four partons at the matrix element (ME) level with the MADGRAPH5_aMC@NLO generator, where the merging of the jets from ME calculations and the parton shower (PS) is done using the MLM [69] prescription. The simulated Z/γ^* +jets events are corrected depending on the vector boson p_T to calculations at NLO precision in electroweak and QCD corrections [70]. The Z/γ^* +jets events are separated into two mutually exclusive processes, based on the flavour of the jets at the particle-level, where these jets fulfill the acceptance requirements of $p_T > 20$ GeV and of $|\eta| < 2.4$. Events with at least one particle-level jet that contains one or more b- or c-flavoured

hadrons are classified as $Z/\gamma^* + \text{heavy-flavour jets}$ ($Z/\gamma^* + \text{HF}$) events, and all other events are classified as $Z/\gamma^* + \text{light-flavour and gluon jets}$ ($Z/\gamma^* + \text{LF}$) events.

Minor background contributions arise from $t\bar{t}$ production in association with a Z or W boson referred to as $t\bar{t}Z$ and $t\bar{t}W$, respectively, single top quark production in the t - and s channels and tW production, collectively referred to as single t , as well as from WW , WZ , and ZZ production, collectively referred to as VV . The $t\bar{t}Z$ and $t\bar{t}W$ processes are simulated at NLO precision with `MADGRAPH5_AMC@NLO` using the `FXFX` [71] prescription for the ME-PS jet matching, and their inclusive cross sections are scaled to take into account NLO+NNLL QCD and NLO electroweak corrections [72]. The single t processes are simulated at NLO precision, in the t and tW channels with `POWHEG` [73, 74], and in the s channel with `MADGRAPH5_AMC@NLO`. The inclusive cross sections of the t and s channel processes are normalized to the predictions at NLO precision [75, 76] and the tW channel to calculations at approximate NNLO precision [77]. Diboson production is simulated at LO precision using `PYTHIA`, and the inclusive cross sections are normalized to NNLO precision [78] for the WW process and to NLO precision [79] for the other diboson processes.

For comparison with the observed distributions, the events in the simulated samples are normalized to the same integrated luminosity as the data sample, according to their predicted cross sections. Pileup effects are modelled by adding simulated minimum bias events to all simulated events with a frequency distribution adjusted to match that observed in the data.

4 Event selection and analysis strategy

The data are selected using a combination of triggers. The triggers require the presence of either one or two muon candidates for the $\mu^+\mu^-$ events, and likewise either one or two electron candidates for the e^+e^- events. In addition, to maximize the signal selection efficiency for e^+e^- events, the analysis uses triggers requiring the presence of one or two photon candidates, which at the trigger level can originate from electrons. The selection efficiency with respect to offline reconstruction achieved for signal events after the event selection described below is above 99% in the $\mu^+\mu^-$ channel in the entire (m_A, m_H) mass plane and above 99 or 97% in the e^+e^- channel for m_H above or below 300 GeV, respectively.

A further offline selection requires events to have exactly two muons or two electrons of opposite charge, and at least five jets. The invariant mass of the selected lepton pair, $m_{\ell\ell}$, is required to be larger than 30 GeV, and p_T^Z to be larger than 15 GeV to suppress events from heavy-flavour resonance decays and low-mass Drell–Yan processes. The selected events are then categorized based on the lepton flavour into two mutually exclusive channels, $\mu^+\mu^-$ and e^+e^- . In each channel, events are categorized into events with five jets (5j) and into events with six or more jets ($\geq 6j$), and, in each jet multiplicity category, further into events with two or more b-tagged jets ($\geq 2b$), one b-tagged jet (1b), and zero b-tagged jets (0b). In each of these six categories in jet and b-tagged jet multiplicity per channel, events are finally separated into one region with $|m_{\ell\ell} - 91 \text{ GeV}| < 5 \text{ GeV}$ (Z window), i.e. close to the Z boson mass, and in one region with $|m_{\ell\ell} - 91 \text{ GeV}| > 5 \text{ GeV}$ (sideband, SB). In the 0b region, only the events with $m_{\ell\ell}$ inside the Z window region are used further in the analysis. This categorization scheme is illustrated in Fig. 1 and leads to ten categories in total per lepton-flavour channel.

The $\geq 2b$ and 1b categories inside the Z window are the signal regions (SRs). The overall signal selection efficiency achieved in the four SRs together ranges between 3 and 13%, depending on m_A and m_H . The 5j SRs mainly recover signal events where one jet falls outside the experimental acceptance and, to a lesser extent, signal events where two nearby jets are merged into one

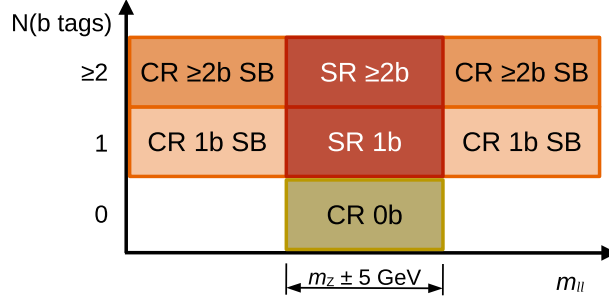


Figure 1: Definition of the event categories. The five partitions shown apply to each of the classes of jet multiplicity ($5j$ and $\geq 6j$), resulting in 10 categories per lepton flavour channel ($\mu^+\mu^-$ or e^+e^-). A value of 91 GeV is used for the Z boson mass m_Z in the definition of the Z window.

single jet, and contribute up to 50% to the total signal selection efficiency at low m_A . Events with fewer than five jets constitute $<4\%$ of the signal and therefore are not considered in the analysis.

The normalizations of the overall event yields of the dominant $t\bar{t}$ and Z/γ^* +jets background processes are free parameters of the fit to data described in Section 6, providing flexibility to adjust the predicted yields to those observed in data. The normalizations of the minor background processes are taken from the calculations discussed in Section 3. The SB and the 0b categories are control regions (CRs) that are enriched in $t\bar{t}$ and Z/γ^* +jets events, respectively. Inclusion of the CRs in the fit increases its sensitivity to the normalization parameters and helps to reduce the systematic uncertainties discussed in Section 5.

In each selected event, m_H is reconstructed as the invariant mass of the $t\bar{t}$ system, $m_{t\bar{t}}$, computed as the invariant mass of the reconstructed jets. If there are five or six reconstructed jets in the event, these are used to compute $m_{t\bar{t}}$. If there are more than six reconstructed jets, $m_{t\bar{t}}$ is computed as the invariant mass of the six jets that provide the best compatibility with the $t\bar{t} \rightarrow b\bar{b}q\bar{q}q\bar{q}$ decay hypothesis. The six jets are selected by minimizing a χ^2 function, which quantifies the compatibility of the invariant masses of the different two- and three-jet pairings with those of the known masses of the W boson and the t quark from which the jets originate under the $t\bar{t} \rightarrow b\bar{b}q\bar{q}q\bar{q}$ decay hypothesis. The χ^2 function takes into account the experimental resolutions in the two- and three-jet invariant masses. The two leptons from the Z boson decay are then included to calculate $m_{t\bar{t}Z}$, the invariant mass of the $t\bar{t}Z$ system.

Finally, two sensitive observables are constructed to discriminate the signal from the background [12]. These exploit kinematic properties of the predominantly on-shell production of the A and H bosons in the $A \rightarrow ZH \rightarrow Zt\bar{t}$ process. The distributions in $m_{t\bar{t}Z}$ and $m_{t\bar{t}}$ feature Breit-Wigner peaks at approximately m_A and m_H , respectively, and their difference $\Delta m = m_{t\bar{t}Z} - m_{t\bar{t}} \approx m_A - m_H$ is used as an observable of interest. Since the four-momenta of the H and Z bosons are determined by m_A , the p_T^Z spectrum has a characteristic shape with a kinematic edge [12] and is used as the second observable of interest, reconstructed as the p_T of the dilepton system. The variables Δm and p_T^Z provide a better experimental resolution than $m_{t\bar{t}Z}$ and $m_{t\bar{t}}$ through a reduction of effects from jet mismeasurements. The reconstructed p_T^Z depends only on the excellent lepton momentum resolution and deviations in the reconstructed values of $m_{t\bar{t}Z}$ and $m_{t\bar{t}}$ from the true values caused by mismeasurements of jet momenta are correlated and are reduced when using the mass difference Δm . Interference effects between signal and background from SM $t\bar{t}Z$ production are small and therefore neglected. These have a negligible impact on the shape of the Δm and p_T^Z distributions [12].

The two-dimensional distribution in Δm and p_T^Z , reduced into a one-dimensional histogram, is used as the final observable to search for the signal. In order to capture the relevant features of the signal distributions with high statistical precision, the information is reduced to a one-dimensional distribution $p_T^Z \times \Delta m$ using concentric elliptical bins in the $(\Delta m, p_T^Z)$ plane, as illustrated in Fig. 2. The angles and proportions of the major and minor axes of the ellipses

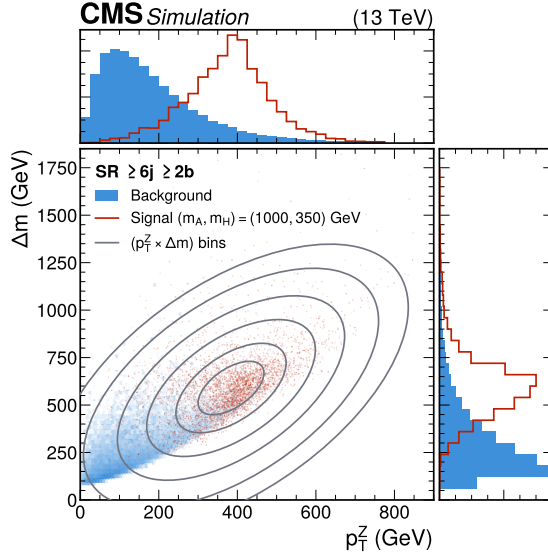


Figure 2: Expected $(\Delta m, p_T^Z)$ distribution for signal events with $m_A = 1000$ GeV and $m_H = 350$ GeV (red) and sum of backgrounds (blue) in the $SR \geq 6j \geq 2b$ category, and boundaries of the elliptical bins (solid lines) used to construct the final observable.

are obtained by diagonalizing the covariance matrix built from signal events of Δm and p_T^Z , assuming that Δm and p_T^Z are normally distributed. In the SRs, the ellipses are centred around the mean of the signal distribution and are chosen specifically for each tested signal hypothesis. Six bins are defined such that the bin boundaries enclose regions of 34, 68, 82, 95, 97, and 99% of the signal events. In the CRs, the ellipses are centred around the mean of the total expected background distribution and thus are the same for all tested signal hypotheses. This choice is motivated by the good signal-to-background separation achieved across all the mass hypotheses considered in the analysis. The $p_T^Z \times \Delta m$ distributions observed in the CRs are shown in Fig. 3, together with the expected background contributions after the fit to data described in Section 6, for two representative mass hypotheses with large and small Δm . The data are well described by the background model within the uncertainties.

5 Systematic uncertainties

Several sources of systematic uncertainty alter either the rate or both the rate and the shape of $p_T^Z \times \Delta m$ distributions for the signal or background processes, and thus affect the measured signal and background yields. Effects from the same uncertainty source are treated as fully correlated across all channels and categories. Theoretical uncertainties are treated as fully correlated among the different data-taking periods, while experimental uncertainties are in most cases treated as uncorrelated between the data recorded in 2016, 2017, and 2018. The latter assumption is motivated by the fact that the experimental uncertainties are mainly of statistical origin related to the limited size of the data and simulation samples used in auxiliary measurements, which are independent across the data-taking periods.

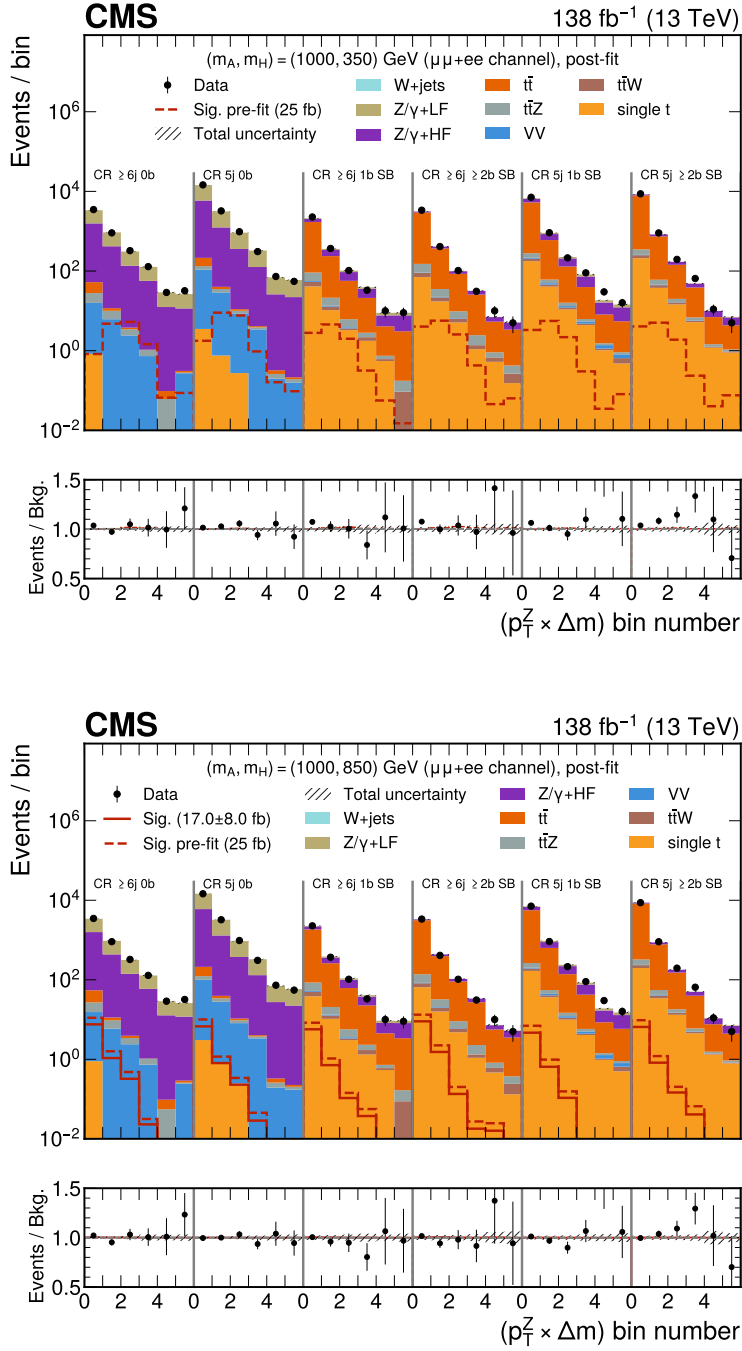


Figure 3: Distributions of events in the $p_T^Z \times \Delta m$ bins in the CRs after the fit to data described in Section 6 with a signal hypothesis of $m_A = 1000 \text{ GeV}$ and $m_H = 350$ (upper) and $m_H = 850 \text{ GeV}$ (lower). The signal (solid red line) and background (coloured histograms) distributions are shown with their best fit normalizations from the simultaneous fit to the data (“post-fit”), where the sum of the $\mu^+\mu^-$ and e^+e^- channels is shown for illustration purposes. In the left plot, the post-fit signal cross section is found to be $0.0 \pm 0.1 \text{ fb}$. Therefore, the corresponding histogram is not displayed. The signal is also shown for a normalization to 25 fb (“pre-fit”) in the dashed red line. The lower panels show the ratio of the observed data to the background events (black points with error bars) and the ratio of the total number of expected signal-plus-background events to the background events (red lines). In both panels, the hatched area represents the total uncertainty.

Since the normalizations of the $t\bar{t}$ and $Z/\gamma^*+\text{jets}$ background processes are free parameters of the fit to data described in Section 6, these are not affected by the theoretical uncertainties of the inclusive cross section predictions. To take into account a possible mismodelling of $Z/\gamma^*+\text{HF}$ production, an additional normalization uncertainty ($Z/\gamma^*+\text{HF}$ norm.) of 40% is assigned to this process. The size of the uncertainty was chosen based on studies performed on simulated data, and was found to provide sufficient freedom to model the data. Uncertainties in the inclusive cross sections used to predict the rates of the minor background processes arise primarily from variations of the renormalization and factorization scales and the PDFs, and are propagated to the yield estimates. The cross section uncertainties are each separated into their scale and PDF components, and are correlated where appropriate among processes, for example, the PDF uncertainties are taken to be correlated among processes with the same predominant initial state.

Uncertainties arising from missing higher-order terms at the ME level are evaluated by independent variations of the renormalization and factorization scales by factors of 2 and 0.5 with respect to the nominal values. Two independent nuisance parameters per process are assigned in the fit. The uncertainty originating from the PDF set is determined from the PDF variations provided with the NNPDF3.1 set [49], correlating processes for which the same flavour scheme and order in the strong coupling constant α_s are used in the PDF set. The uncertainty in the PYTHIA PS is determined by varying the parameters controlling the amount of initial- and final-state radiation independently by factors of 2 and 0.5 with respect to their nominal value [50]. Uncertainties due to the underlying event tune are found to be negligible. Uncertainties due to the ME-PS matching scheme in the $t\bar{t}$ simulation are evaluated by comparing the reference simulation with samples with varied matching scale parameters. Their effects on the Δm and p_T^Z distributions are found to affect only the rate of the distributions, and separate rate variations are assigned per jet multiplicity category, amounting to 6 and 8% in the 5j and $\geq 6j$ categories, respectively. Uncertainties in the corrections applied to the p_T spectrum of the Z boson [70] in the $Z/\gamma^*+\text{jets}$ simulation and of the t quarks in the $t\bar{t}$ simulation [67] are also considered. The former uncertainty ranges from 1 to 10%, depending on the p_T^Z , while the latter has an overall effect of 7%.

The variations associated with the theory modelling uncertainties described in the previous paragraph generally affect the overall normalization, the simulated acceptance, and the shapes of the fitted distributions. Since the normalization of the signal as well as the $Z/\gamma^*+\text{jets}$ and $t\bar{t}$ background processes are determined in the fit, the impact of these variations on the overall normalization before any selection is removed. Likewise, for the minor background processes, only the uncertainty in the inclusive cross section prediction is retained to avoid double counting of normalization uncertainties.

Effects of the uncertainty in the distribution of the number of pileup interactions are evaluated by varying the total inelastic cross section used to predict the number of pileup interactions in the simulated events by $\pm 4.6\%$ from its nominal value [41]. The impact of statistical fluctuations in the signal and background prediction due to the limited number of simulated events is accounted for using the Barlow–Beeston-lite approach [80].

The uncertainties in the integrated luminosities are in the 1.2–2.5% range, depending on the year of data taking [23–25], and result in an overall uncertainty of 1.6% for the entire data set, taking into account the correlations. The trigger efficiency is measured in an unbiased sample of events collected with triggers based on missing transverse momentum, which feature a negligible correlation with the triggers used in this search. Corrections are derived to match the efficiency in simulation to that observed in data, with uncertainties of 1–6%, dominated by

statistical fluctuations in the data samples used in the measurement. Additional corrections are applied for a gradual shift in the timing of the ECAL inputs to the first-level trigger in the region $|\eta| > 2$, which caused a specific trigger inefficiency during the 2016 and 2017 data-taking periods [29], with uncertainties of approximately 0.5%.

Residual differences between the lepton reconstruction, identification, and isolation efficiencies in data and simulation are corrected based on efficiency measurements using a “tag-and-probe” method in data samples of $Z \rightarrow \ell\ell$ events [32, 33]. The uncertainties are smaller than 1 and 2% for the muon and electron correction factors, respectively.

The uncertainties in the JES and JER are obtained by varying the corrections applied to all jets in the signal and background simulations within their uncertainty. These uncertainties are divided into nine independent sources, which include uncertainties due to different jet flavour compositions in the simulated samples used in the derivation of the corrections. While most of the sources are dominated by statistical fluctuations in auxiliary measurements, some sources are related to theoretical predictions in the MC simulation and are thus treated as correlated among the data-taking periods. The b jet (mis)identification probabilities in simulated events are corrected to match the efficiencies measured in data [45]. The uncertainties in these corrections, which can arise from the contamination of background processes in the data samples used for their derivation, are considered separately for light jets and b/c jets, and vary between 5 and 30% depending on the jet type and p_T [47].

6 Results

A simultaneous binned profile likelihood fit of the signal and background templates to the observed $p_T^Z \times \Delta m$ distribution in all channels and categories is performed, using the COMBINE program [81]. Separate fits are conducted for each (m_A, m_H) hypothesis considered, where the binning of the $p_T^Z \times \Delta m$ distributions in the SRs has been optimized for each hypothesis, as described in Section 4. The mass hypotheses probed range from 430 to 2100 GeV in m_A , and 330 to 2000 GeV in m_H , with differences between adjacent points of 50 GeV at low masses and 100 GeV at higher masses. The exact mass values are provided in the HEPData record for this analysis [26]. The rates of the $t\bar{t}$ and Z/γ^* +jets backgrounds are free parameters in the fit, and the systematic uncertainties described in Section 5 are taken into account via nuisance parameters in the likelihood function. Log-normal distributions are used to model the effects of nuisance parameters on the overall rate, while nuisance parameters that affect the shape of the distributions are parametrized using an interpolation between alternative templates [80, 81]. Representative $p_T^Z \times \Delta m$ distributions for (m_A, m_H) hypotheses with large and small mass splittings in the SRs are shown in Fig. 4.

The post-fit values of the background normalization parameters are consistent for all tested mass hypotheses. The values range between 0.82 and 0.94 with uncertainties of approximately 10% for $t\bar{t}$, and between 0.81 and 0.97 with uncertainties of approximately 14% for Z/γ^* +jets, relative to the nominal predictions. The observed yield of the Z/γ^* +HF background component is approximately 40% larger than the pre-fit expectation, driven by the combined effect of the Z/γ^* +jets normalization parameter together with variations of the nuisance parameters associated with the Z/γ^* +HF norm. and the renormalization scale uncertainties. The post-fit values of the other nuisance parameters are consistent for the different fits and are generally well within 1 SD of their prior uncertainties.

None of the fits show any significant signal excess with respect to the background-only hypoth-

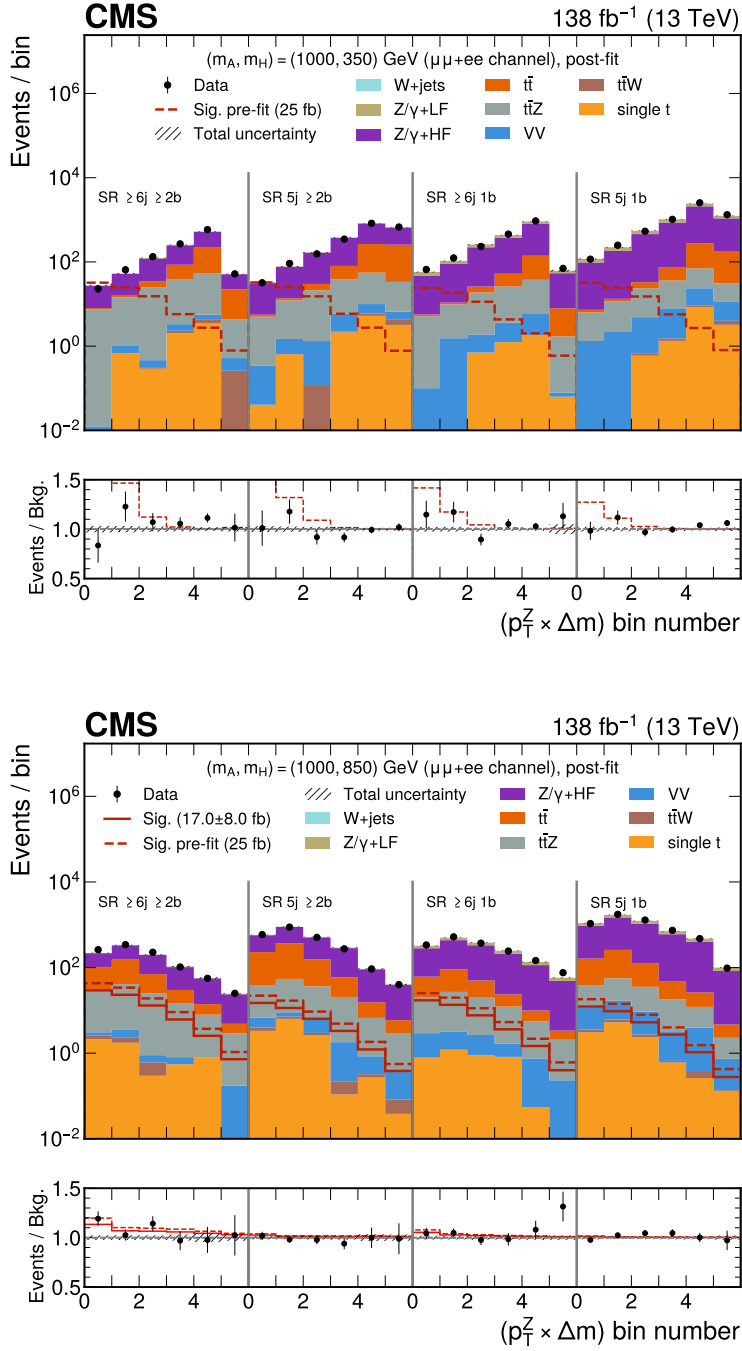


Figure 4: Distributions of $p_T^Z \times \Delta m$ in the SRs after the fit to data with a signal hypothesis of $m_A = 1000$ GeV and $m_H = 350$ (upper) and $m_H = 850$ GeV (lower). The signal (solid red line) and background (coloured histograms) distributions are shown with their best fit normalizations from the simultaneous fit to the data (“post-fit”), where the sum of the $\mu^+\mu^-$ and e^+e^- channels is shown for illustration purposes. In the left plot, the post-fit signal cross section is found to be 0.0 ± 0.1 fb. Therefore, the corresponding histogram is not displayed. The signal is also shown for a normalization to 25 fb (“pre-fit”) in the dashed red line. The lower panels show the ratio of the observed data to the background events (black points with error bars) and the ratio of the total number of expected signal-plus-background events to the background events (red lines). In both panels, the hatched area represents the total uncertainty.

esis. The largest fluctuation is observed for $m_A = 1000$ GeV and $m_H = 850$ GeV, corresponding to a local significance of 2.1 SD. This is visible, for example, in the $SR \geq 6j \geq 2b$ category in the lower plot of Fig. 4. Upper limits on the product of cross section and branching fractions, $\sigma(pp \rightarrow A)\mathcal{B}(A \rightarrow ZH)\mathcal{B}(H \rightarrow t\bar{t})$, of Higgs-like narrow resonances A and H, are derived. The limits are determined using the CL_s criterion [82, 83], assuming asymptotic distributions [84] of the profile likelihood ratio test statistics defined in Ref. [81]. The observed and expected upper limits at 95% CL are presented in Fig. 5 in the (m_A, m_H) plane and cover the region up to $m_A = 2100$ GeV and $m_H = 1900$ GeV. The search is sensitive to a potential signal at mass configurations between the tested hypotheses, with negligible loss in sensitivity, owing to the finite experimental resolution and the density of the tested points in the (m_A, m_H) plane. Therefore, the limits are interpolated in Fig. 5 to cover the whole (m_A, m_H) plane. The excess of events reported by the ATLAS Collaboration in the region around $(m_A, m_H) = (650, 450)$ GeV with a local significance of 2.85 SD [22] is not observed in the search presented here, which has a similar expected sensitivity. The local significance of the deviation from the background at this point amounts to 0.4 SD, and a $A \rightarrow ZH \rightarrow Zt\bar{t}$ signal with a cross section larger than 0.25 pb is excluded at 95% CL.

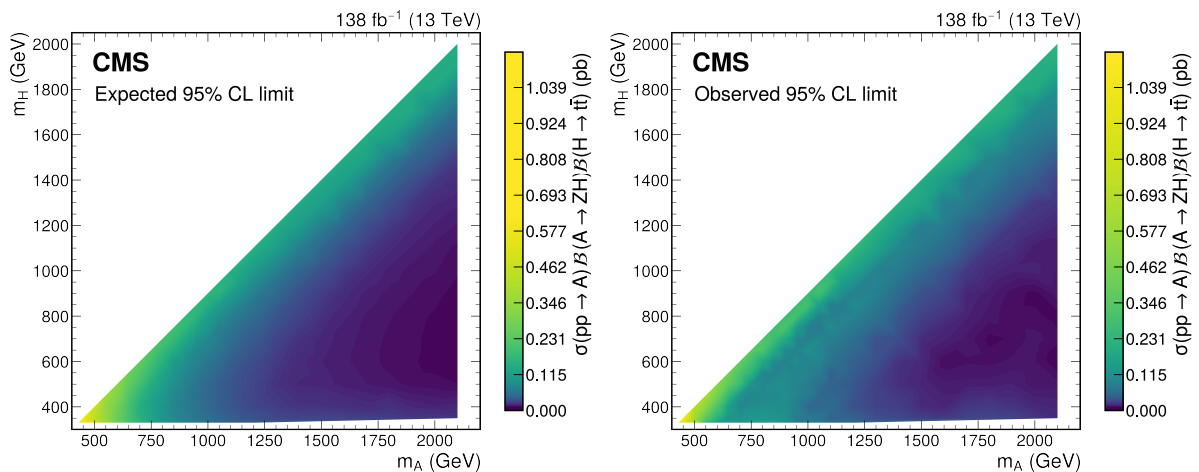


Figure 5: Expected (left) and observed (right) 95% CL upper limits on the product of production cross section and branching fractions of the $A \rightarrow ZH \rightarrow Zt\bar{t}$ process in the (m_A, m_H) plane.

The upper limits on $\sigma(pp \rightarrow A)\mathcal{B}(A \rightarrow ZH)\mathcal{B}(H \rightarrow t\bar{t})$ are also interpreted in the context of type-II 2HDMs. Cross section predictions in the 2HDM are computed with the program SUSHi v. 1.7.0 [85] and the branching fractions with 2HDMC v. 1.8.0 [86]. The calculations are performed following Ref. [87] for different values of m_A , m_H , and $\tan\beta$, with m_{12}^2 set to $\min(m_A, m_H)^2 \sin(\beta) \cos(\beta)$ to ensure vacuum stability over the entire (m_A, m_H) plane. If not specified otherwise, $\cos(\beta - \alpha)$ is set to 0, i.e. corresponding to the alignment limit.

The excluded regions of the 2HDM parameter space are shown in Fig. 6 as a function of m_A and m_H for different values of $\tan\beta$, assuming narrow resonances. The results exclude parts of the parameter space relevant for models of electroweak baryogenesis [9]. In Fig. 7, the excluded regions are shown as a function of $\tan\beta$ and m_A for $m_H = 400$ GeV, and as a function of $\tan\beta$ and $\cos(\beta - \alpha)$ for $m_A = 600$ GeV and $m_H = 400$ GeV, probing the parameter space away from the alignment limit.

The total decay width Γ_A of the A boson in the 2HDM depends on m_A and $\tan\beta$, as shown by the dotted lines in Figs. 6 and 7. The width can become sizeable compared to the experimental

resolution, especially for large values of m_A beyond 1 TeV and small values of $\tan \beta$, reducing the sensitivity of the analysis compared to the case of narrow resonances of the same mass. The effect has been evaluated using signal events simulated with different values of Γ_A . For larger signal widths, we verified that the signal significance is reduced by at most 10% compared to a narrow-resonance signal. This includes all Γ_A values in the 2HDM parameter space considered in this analysis. Thus the narrow-resonance search would be sensitive to a 2HDM signal and the observed absence of a significant excess also constrains this class of models. For $\tan \beta = 1$, the expected limit on $\sigma(\text{pp} \rightarrow A)\mathcal{B}(A \rightarrow \text{ZH})\mathcal{B}(H \rightarrow \text{t}\bar{\text{t}})$ is 20% larger compared to the limit obtained for narrow resonances at $(m_A, m_H) = (750, 330)$ GeV, corresponding to $\Gamma_A/m_A = 15\%$, and 47% larger at $(1000, 400)$ GeV, corresponding to $\Gamma_A/m_A = 25\%$. The reduction in sensitivity at a given mass point depends on $\tan \beta$: it is larger for $\tan \beta = 0.5$ than for $\tan \beta = 1$ because Γ_A is larger, and smaller for $\tan \beta = 1.5$ because Γ_A is smaller.

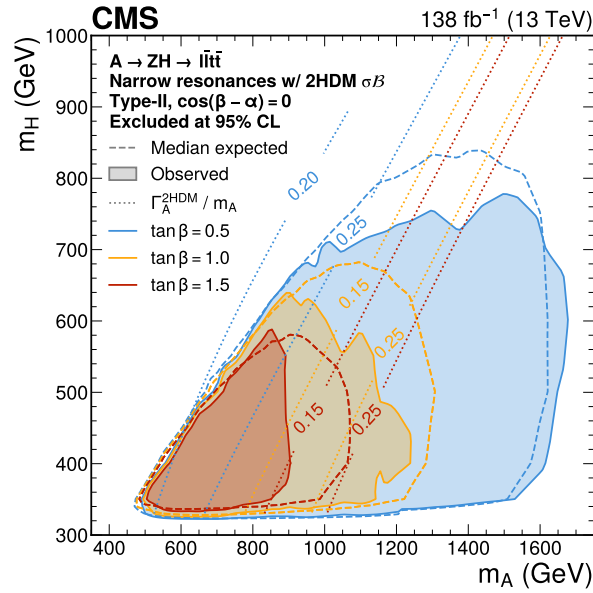


Figure 6: Median expected (dashed lines) and observed (filled contours) 95% CL exclusion regions in the (m_H, m_A) parameter space of the type-II 2HDM for $\tan \beta = 0.5$ (blue), 1 (orange), and 1.5 (red), derived assuming narrow resonances. The enclosed regions are excluded. The dotted lines indicate points of constant total decay width Γ_A of the A boson relative to its mass in the 2HDM, for the $\tan \beta$ value of the corresponding colour.

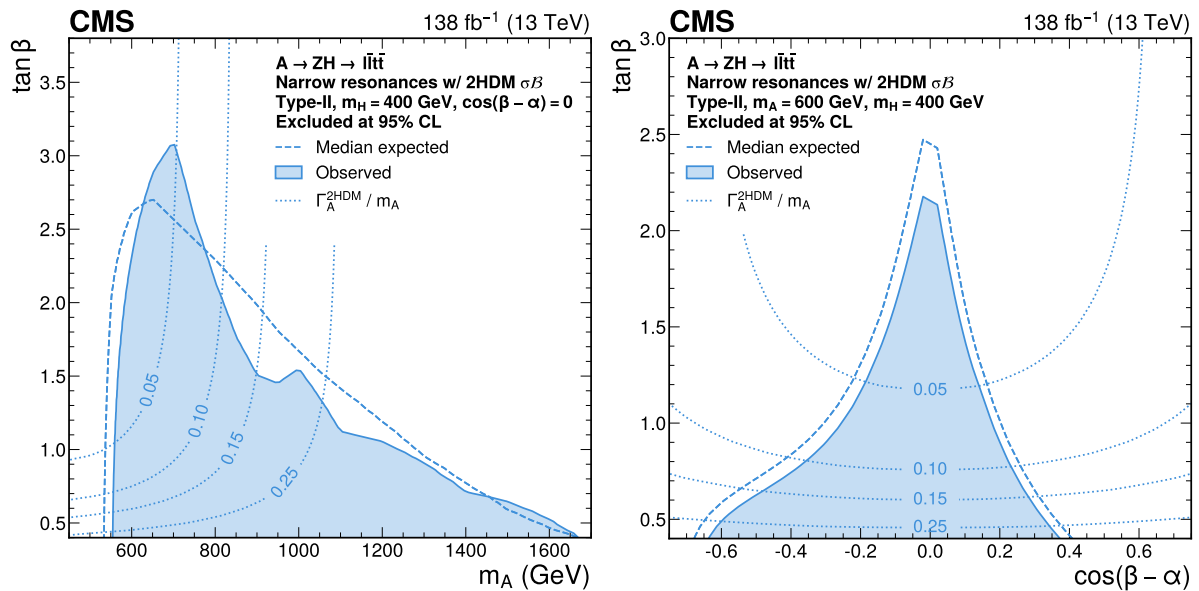


Figure 7: Median expected (dashed lines) and observed (filled contours) 95% CL exclusion regions in the type-II 2HDM $(\tan\beta, m_A)$ parameter space at $m_H = 400 \text{ GeV}$ (left) and in the $(\tan\beta, \cos(\beta - \alpha))$ parameter space at $m_A = 600 \text{ GeV}$ and $m_H = 400 \text{ GeV}$ (right), derived assuming narrow resonances. The enclosed regions are excluded. The dotted lines indicate points of constant total decay width Γ_A of the A boson relative to its mass in the 2HDM.

7 Summary

A direct search for heavy neutral Higgs bosons A and H in the $t\bar{t}Z$ channel has been conducted, using proton-proton collision data collected by the CMS experiment at $\sqrt{s} = 13$ TeV, corresponding to an integrated luminosity of 138 fb^{-1} . The search targets the process $pp \rightarrow A \rightarrow ZH$ with $H \rightarrow t\bar{t}$. For the first time, the final state with decays of the Z boson to muons or electrons in association with all-hadronic decays of the $t\bar{t}$ system is considered.

No evidence for a signal is observed. Stringent upper limits are set on the product of the cross section and branching fractions for A and H boson masses up to $m_A = 2100$ GeV and $m_H = 2000$ GeV, respectively, assuming narrow resonances. The results are further used to constrain the parameter space of two-Higgs-doublet models as a function of the $\tan\beta$ and $\cos(\beta - \alpha)$ parameters. The excess of events reported by the ATLAS Collaboration in the region around $(m_A, m_H) = (650, 450)$ GeV with a local significance of 2.85 standard deviations [22] is not observed in the search presented here, which has similar expected sensitivity. The results complement and substantially extend the reach of previous searches, constraining parameter regions relevant for models explaining baryogenesis.

Acknowledgments

We congratulate our colleagues in the CERN accelerator departments for the excellent performance of the LHC and thank the technical and administrative staffs at CERN and at other CMS institutes for their contributions to the success of the CMS effort. In addition, we gratefully acknowledge the computing centres and personnel of the Worldwide LHC Computing Grid and other centres for delivering so effectively the computing infrastructure essential to our analyses. Finally, we acknowledge the enduring support for the construction and operation of the LHC, the CMS detector, and the supporting computing infrastructure provided by the following funding agencies: SC (Armenia), BMBWF and FWF (Austria); FNRS and FWO (Belgium); CNPq, CAPES, FAPERJ, FAPERGS, and FAPESP (Brazil); MES and BNSF (Bulgaria); CERN; CAS, MoST, and NSFC (China); MINCIENCIAS (Colombia); MSES and CSF (Croatia); RIF (Cyprus); SENESCYT (Ecuador); ERC PRG, RVTT3 and MoER TK202 (Estonia); Academy of Finland, MEC, and HIP (Finland); CEA and CNRS/IN2P3 (France); SRNSF (Georgia); BMBF, DFG, and HGF (Germany); GSRI (Greece); NKFIH (Hungary); DAE and DST (India); IPM (Iran); SFI (Ireland); INFN (Italy); MSIP and NRF (Republic of Korea); MES (Latvia); LMTLT (Lithuania); MOE and UM (Malaysia); BUAP, CINVESTAV, CONACYT, LNS, SEP, and UASLP-FAI (Mexico); MOS (Montenegro); MBIE (New Zealand); PAEC (Pakistan); MES and NSC (Poland); FCT (Portugal); MESTD (Serbia); MCIN/AEI and PCTI (Spain); MOSTR (Sri Lanka); Swiss Funding Agencies (Switzerland); MST (Taipei); MHESI and NSTDA (Thailand); TUBITAK and TENMAK (Turkey); NASU (Ukraine); STFC (United Kingdom); DOE and NSF (USA).

Individuals have received support from the Marie-Curie programme and the European Research Council and Horizon 2020 Grant, contract Nos. 675440, 724704, 752730, 758316, 765710, 824093, 101115353, 101002207, and COST Action CA16108 (European Union); the Leventis Foundation; the Alfred P. Sloan Foundation; the Alexander von Humboldt Foundation; the Science Committee, project no. 22rl-037 (Armenia); the Belgian Federal Science Policy Office; the Fonds pour la Formation à la Recherche dans l'Industrie et dans l'Agriculture (FRIA-Belgium); the F.R.S.-FNRS and FWO (Belgium) under the "Excellence of Science – EOS" – be.h project n. 30820817; the Beijing Municipal Science & Technology Commission, No. Z191100007219010 and Fundamental Research Funds for the Central Universities (China); the Ministry of Edu-

cation, Youth and Sports (MEYS) of the Czech Republic; the Shota Rustaveli National Science Foundation, grant FR-22-985 (Georgia); the Deutsche Forschungsgemeinschaft (DFG), among others, under Germany's Excellence Strategy – EXC 2121 “Quantum Universe” – 390833306, and under project number 400140256 - GRK2497; the Hellenic Foundation for Research and Innovation (HFRI), Project Number 2288 (Greece); the Hungarian Academy of Sciences, the New National Excellence Program - ÚNKP, the NKFIH research grants K 131991, K 133046, K 138136, K 143460, K 143477, K 146913, K 146914, K 147048, 2020-2.2.1-ED-2021-00181, TKP2021-NKTA-64, and 2021-4.1.2-NEMZ_KI (Hungary); the Council of Science and Industrial Research, India; ICSC – National Research Centre for High Performance Computing, Big Data and Quantum Computing and FAIR – Future Artificial Intelligence Research, funded by the NextGenerationEU program (Italy); the Latvian Council of Science; the Ministry of Education and Science, project no. 2022/WK/14, and the National Science Center, contracts Opus 2021/41/B/ST2/01369 and 2021/43/B/ST2/01552 (Poland); the Fundação para a Ciência e a Tecnologia, grant CEECIND/01334/2018 (Portugal); the National Priorities Research Program by Qatar National Research Fund; MCIN/AEI/10.13039/501100011033, ERDF “a way of making Europe”, and the Programa Estatal de Fomento de la Investigación Científica y Técnica de Excelencia María de Maeztu, grant MDM-2017-0765 and Programa Severo Ochoa del Principado de Asturias (Spain); the Chulalongkorn Academic into Its 2nd Century Project Advancement Project, and the National Science, Research and Innovation Fund via the Program Management Unit for Human Resources & Institutional Development, Research and Innovation, grant B39G670016 (Thailand); the Kavli Foundation; the Nvidia Corporation; the SuperMicro Corporation; the Welch Foundation, contract C-1845; and the Weston Havens Foundation (USA).

References

- [1] ATLAS Collaboration, “Observation of a new particle in the search for the standard model Higgs boson with the ATLAS detector at the LHC”, *Phys. Lett. B* **716** (2012) 1, doi:10.1016/j.physletb.2012.08.020, arXiv:1207.7214.
- [2] CMS Collaboration, “Observation of a new boson at a mass of 125 GeV with the CMS experiment at the LHC”, *Phys. Lett. B* **716** (2012) 30, doi:10.1016/j.physletb.2012.08.021, arXiv:1207.7235.
- [3] CMS Collaboration, “Observation of a new boson with mass near 125 GeV in pp collisions at $\sqrt{s} = 7$ and 8 TeV”, *JHEP* **06** (2013) 081, doi:10.1007/JHEP06(2013)081, arXiv:1303.4571.
- [4] ATLAS Collaboration, “A detailed map of Higgs boson interactions by the ATLAS experiment ten years after the discovery”, *Nature* **607** (2022) 52, doi:10.1038/s41586-022-04893-w, arXiv:2207.00092. [Erratum: doi:10.1038/s41586-022-05581-5].
- [5] CMS Collaboration, “A portrait of the Higgs boson by the CMS experiment ten years after the discovery”, *Nature* **607** (2022) 60, doi:10.1038/s41586-022-04892-x, arXiv:2207.00043.
- [6] A. Djouadi, “The anatomy of electro-weak symmetry breaking II: The Higgs bosons in the minimal supersymmetric model”, *Phys. Rept.* **459** (2008) 1, doi:10.1016/j.physrep.2007.10.005, arXiv:hep-ph/0503173.

-
- [7] J. E. Kim and G. Carosi, “Axions and the strong CP problem”, *Rev. Mod. Phys.* **82** (2010) 557, doi:10.1103/RevModPhys.82.557, arXiv:0807.3125. [Erratum: doi:10.1103/RevModPhys.91.049902].
- [8] M. Bauer, U. Haisch, and F. Kahlhoefer, “Simplified dark matter models with two Higgs doublets: I. pseudoscalar mediators”, *JHEP* **05** (2017) 138, doi:10.1007/JHEP05(2017)138, arXiv:1701.07427.
- [9] T. Biekötter et al., “The trap in the early universe: Impact on the interplay between gravitational waves and LHC physics in the 2HDM”, *JCAP* **03** (2023) 031, doi:10.1088/1475-7516/2023/03/031, arXiv:2208.14466.
- [10] T. D. Lee, “A theory of spontaneous T violation”, *Phys. Rev. D* **8** (1973) 1226, doi:10.1103/PhysRevD.8.1226.
- [11] G. C. Branco et al., “Theory and phenomenology of two-Higgs-doublet models”, *Phys. Rept.* **516** (2012) 1, doi:10.1016/j.physrep.2012.02.002, arXiv:1106.0034.
- [12] U. Haisch and G. Polesello, “Searching for heavy Higgs bosons in the $t\bar{t}Z$ and $t\bar{t}W$ final states”, *JHEP* **09** (2018) 151, doi:10.1007/JHEP09(2018)151, arXiv:1807.07734.
- [13] ATLAS Collaboration, “Search for a heavy Higgs boson decaying into a Z boson and another heavy Higgs boson in the $\ell\ell b\bar{b}$ and $\ell\ell WW$ final states in pp collisions at $\sqrt{s} = 13$ TeV with the ATLAS detector”, *Eur. Phys. J. C* **81** (2021) 396, doi:10.1140/epjc/s10052-021-09117-5, arXiv:2011.05639.
- [14] CMS Collaboration, “Search for new neutral Higgs bosons through the $H \rightarrow ZA \rightarrow \ell^+\ell^-\bar{b}b$ process in pp collisions at $\sqrt{s} = 13$ TeV”, *JHEP* **03** (2020) 055, doi:10.1007/JHEP03(2020)055, arXiv:1911.03781.
- [15] CMS Collaboration, “Search for neutral resonances decaying into a Z boson and a pair of b jets or τ leptons”, *Phys. Lett. B* **759** (2016) 369, doi:10.1016/j.physletb.2016.05.087, arXiv:1603.02991.
- [16] G. C. Dorsch, S. J. Huber, and J. M. No, “A strong electroweak phase transition in the 2HDM after LHC8”, *JHEP* **10** (2013) 029, doi:10.1007/JHEP10(2013)029, arXiv:1305.6610.
- [17] P. Basler et al., “Strong first order electroweak phase transition in the CP-conserving 2HDM revisited”, *JHEP* **02** (2017) 121, doi:10.1007/JHEP02(2017)121, arXiv:1612.04086.
- [18] ATLAS Collaboration, “Search for heavy neutral Higgs bosons decaying into a top quark pair in 140 fb^{-1} of proton-proton collision data at $\sqrt{s} = 13$ TeV with the ATLAS detector”, *JHEP* **08** (2024) 013, doi:10.1007/JHEP08(2024)013, arXiv:2404.18986.
- [19] CMS Collaboration, “Search for heavy Higgs bosons decaying to a top quark pair in proton-proton collisions at $\sqrt{s} = 13$ TeV”, *JHEP* **04** (2020) 171, doi:10.1007/JHEP04(2020)171, arXiv:1908.01115. [Erratum: doi:10.1007/JHEP03(2022)187].
- [20] ATLAS Collaboration, “Search for new phenomena in events with same-charge leptons and b-jets in pp collisions at $\sqrt{s} = 13$ TeV with the ATLAS detector”, *JHEP* **12** (2018) 039, doi:10.1007/JHEP12(2018)039, arXiv:1807.11883.

- [21] CMS Collaboration, “Search for production of four top quarks in final states with same-sign or multiple leptons in proton-proton collisions at $\sqrt{s} = 13$ TeV”, *Eur. Phys. J. C* **80** (2020) 75, doi:10.1140/epjc/s10052-019-7593-7, arXiv:1908.06463.
- [22] ATLAS Collaboration, “Search for a CP-odd Higgs boson decaying to a heavy CP-even Higgs boson and a Z boson in the $\ell\ell\bar{t}\bar{t}$ and $\nu\bar{\nu}b\bar{b}$ final states using 140 fb^{-1} of data collected with the ATLAS detector”, *JHEP* **02** (2024) 197, doi:10.1007/JHEP02(2024)197, arXiv:2311.04033.
- [23] CMS Collaboration, “Precision luminosity measurement in proton-proton collisions at $\sqrt{s} = 13$ TeV in 2015 and 2016 at CMS”, *Eur. Phys. J. C* **81** (2021) 800, doi:10.1140/epjc/s10052-021-09538-2, arXiv:2104.01927.
- [24] CMS Collaboration, “CMS luminosity measurement for the 2017 data-taking period at $\sqrt{s} = 13$ TeV”, CMS Physics Analysis Summary CMS-PAS-LUM-17-004, 2017.
- [25] CMS Collaboration, “CMS luminosity measurement for the 2018 data-taking period at $\sqrt{s} = 13$ TeV”, CMS Physics Analysis Summary CMS-PAS-LUM-18-002, 2018.
- [26] HEPData record for this analysis, 2024. doi:10.17182/hepdata.150023.
- [27] CMS Collaboration, “The CMS experiment at the CERN LHC”, *JINST* **3** (2008) S08004, doi:10.1088/1748-0221/3/08/S08004.
- [28] CMS Collaboration, “Development of the CMS detector for the CERN LHC Run 3”, *JINST* **19** (2024) P05064, doi:10.1088/1748-0221/19/05/P05064.
- [29] CMS Collaboration, “Performance of the CMS level-1 trigger in proton-proton collisions at $\sqrt{s} = 13$ TeV”, *JINST* **15** (2020) P10017, doi:10.1088/1748-0221/15/10/P10017, arXiv:2006.10165.
- [30] CMS Collaboration, “The CMS trigger system”, *JINST* **12** (2017) P01020, doi:10.1088/1748-0221/12/01/P01020, arXiv:1609.02366.
- [31] CMS Collaboration, “Performance of the CMS high-level trigger during LHC Run 2”, 2024. arXiv:2410.17038. Accepted by *JINST*.
- [32] CMS Collaboration, “Electron and photon reconstruction and identification with the CMS experiment at the CERN LHC”, *JINST* **16** (2021) P05014, doi:10.1088/1748-0221/16/05/P05014, arXiv:2012.06888.
- [33] CMS Collaboration, “Performance of the CMS muon detector and muon reconstruction with proton-proton collisions at $\sqrt{s} = 13$ TeV”, *JINST* **13** (2018) P06015, doi:10.1088/1748-0221/13/06/P06015, arXiv:1804.04528.
- [34] CMS Collaboration, “Description and performance of track and primary-vertex reconstruction with the CMS tracker”, *JINST* **9** (2014) P10009, doi:10.1088/1748-0221/9/10/P10009, arXiv:1405.6569.
- [35] CMS Collaboration, “Particle-flow reconstruction and global event description with the CMS detector”, *JINST* **12** (2017) P10003, doi:10.1088/1748-0221/12/10/P10003, arXiv:1706.04965.
- [36] CMS Collaboration, “Performance of reconstruction and identification of τ leptons decaying to hadrons and ν_τ in pp collisions at $\sqrt{s} = 13$ TeV”, *JINST* **13** (2018) P10005, doi:10.1088/1748-0221/13/10/P10005, arXiv:1809.02816.

-
- [37] CMS Collaboration, “Jet energy scale and resolution in the CMS experiment in pp collisions at 8 TeV”, *JINST* **12** (2017) P02014, doi:10.1088/1748-0221/12/02/P02014, arXiv:1607.03663.
- [38] CMS Collaboration, “Performance of missing transverse momentum reconstruction in proton-proton collisions at $\sqrt{s} = 13$ TeV using the CMS detector”, *JINST* **14** (2019) P07004, doi:10.1088/1748-0221/14/07/P07004, arXiv:1903.06078.
- [39] CMS Collaboration, “Technical proposal for the Phase-2 upgrade of the Compact Muon Solenoid”, CMS Technical Proposal CERN-LHCC-2015-010, CMS-TDR-15-02, 2015.
- [40] CMS Collaboration, “ECAL 2016 refined calibration and Run 2 summary plots”, CMS Detector Performance Summary CMS-DP-2020-021, 2020.
- [41] CMS Collaboration, “Pileup mitigation at CMS in 13 TeV data”, *JINST* **15** (2020) P09018, doi:10.1088/1748-0221/15/09/P09018, arXiv:2003.00503.
- [42] M. Cacciari, G. P. Salam, and G. Soyez, “The anti- k_T jet clustering algorithm”, *JHEP* **04** (2008) 063, doi:10.1088/1126-6708/2008/04/063, arXiv:0802.1189.
- [43] M. Cacciari, G. P. Salam, and G. Soyez, “FastJet user manual”, *Eur. Phys. J. C* **72** (2012) 1896, doi:10.1140/epjc/s10052-012-1896-2, arXiv:1111.6097.
- [44] M. Cacciari, G. P. Salam, and G. Soyez, “The catchment area of jets”, *JHEP* **04** (2008) 005, doi:10.1088/1126-6708/2008/04/005, arXiv:0802.1188.
- [45] CMS Collaboration, “Identification of heavy-flavour jets with the CMS detector in pp collisions at 13 TeV”, *JINST* **13** (2018) P05011, doi:10.1088/1748-0221/13/05/P05011, arXiv:1712.07158.
- [46] E. Bols et al., “Jet flavour classification using DeepJet”, *JINST* **15** (2020) P12012, doi:10.1088/1748-0221/15/12/P12012, arXiv:2008.10519.
- [47] CMS Collaboration, “Performance summary of AK4 jet b tagging with data from proton-proton collisions at 13 TeV with the CMS detector”, CMS Detector Performance Summary CMS-DP-2023-005, 2023.
- [48] GEANT4 Collaboration, “GEANT4—a simulation toolkit”, *Nucl. Instrum. Meth. A* **506** (2003) 250, doi:10.1016/S0168-9002(03)01368-8.
- [49] NNPDF Collaboration, “Parton distributions from high-precision collider data”, *Eur. Phys. J. C* **77** (2017) 663, doi:10.1140/epjc/s10052-017-5199-5, arXiv:1706.00428.
- [50] T. Sjöstrand et al., “An introduction to PYTHIA 8.2”, *Comput. Phys. Commun.* **191** (2015) 159, doi:10.1016/j.cpc.2015.01.024, arXiv:1410.3012.
- [51] CMS Collaboration, “Extraction and validation of a new set of CMS PYTHIA 8 tunes from underlying-event measurements”, *Eur. Phys. J. C* **80** (2020) 4, doi:10.1140/epjc/s10052-019-7499-4, arXiv:1903.12179.
- [52] J. Alwall et al., “The automated computation of tree-level and next-to-leading order differential cross sections, and their matching to parton shower simulations”, *JHEP* **07** (2014) 079, doi:10.1007/JHEP07(2014)079, arXiv:1405.0301.

- [53] C. Degrande, “Automatic evaluation of UV and R2 terms for beyond the standard model Lagrangians: A proof-of-principle”, *Comput. Phys. Commun.* **197** (2015) 239, doi:10.1016/j.cpc.2015.08.015, arXiv:1406.3030.
- [54] C. Degrande et al., “UFO – the Universal FeynRules Output”, *Comput. Phys. Commun.* **183** (2012) 1201, doi:10.1016/j.cpc.2012.01.022, arXiv:1108.2040.
- [55] P. Nason, “A new method for combining NLO QCD with shower Monte Carlo algorithms”, *JHEP* **11** (2004) 040, doi:10.1088/1126-6708/2004/11/040, arXiv:hep-ph/0409146.
- [56] S. Frixione, P. Nason, and C. Oleari, “Matching NLO QCD computations with parton shower simulations: The POWHEG method”, *JHEP* **11** (2007) 070, doi:10.1088/1126-6708/2007/11/070, arXiv:0709.2092.
- [57] S. Alioli, P. Nason, C. Oleari, and E. Re, “A general framework for implementing NLO calculations in shower Monte Carlo programs: The POWHEG BOX”, *JHEP* **06** (2010) 043, doi:10.1007/JHEP06(2010)043, arXiv:1002.2581.
- [58] T. Ježo and P. Nason, “On the treatment of resonances in next-to-leading order calculations matched to a parton shower”, *JHEP* **12** (2015) 065, doi:10.1007/JHEP12(2015)065, arXiv:1509.09071.
- [59] S. Frixione, P. Nason, and G. Ridolfi, “A positive-weight next-to-leading-order Monte Carlo for heavy flavour hadroproduction”, *JHEP* **09** (2007) 126, doi:10.1088/1126-6708/2007/09/126, arXiv:0707.3088.
- [60] M. Beneke, P. Falgari, S. Klein, and C. Schwinn, “Hadronic top-quark pair production with NNLL threshold resummation”, *Nucl. Phys. B* **855** (2012) 695, doi:10.1016/j.nuclphysb.2011.10.021, arXiv:1109.1536.
- [61] M. Cacciari et al., “Top-pair production at hadron colliders with next-to-next-to-leading logarithmic soft-gluon resummation”, *Phys. Lett. B* **710** (2012) 612, doi:10.1016/j.physletb.2012.03.013, arXiv:1111.5869.
- [62] P. Bärnreuther, M. Czakon, and A. Mitov, “Percent-level-precision physics at the Tevatron: Next-to-next-to-leading order QCD corrections to $q\bar{q} \rightarrow t\bar{t}+X$ ”, *Phys. Rev. Lett.* **109** (2012) 132001, doi:10.1103/PhysRevLett.109.132001, arXiv:1204.5201.
- [63] M. Czakon and A. Mitov, “NNLO corrections to top-pair production at hadron colliders: The all-fermionic scattering channels”, *JHEP* **12** (2012) 054, doi:10.1007/JHEP12(2012)054, arXiv:1207.0236.
- [64] M. Czakon and A. Mitov, “NNLO corrections to top pair production at hadron colliders: The quark-gluon reaction”, *JHEP* **01** (2013) 080, doi:10.1007/JHEP01(2013)080, arXiv:1210.6832.
- [65] M. Czakon, P. Fiedler, and A. Mitov, “Total top-quark pair-production cross section at hadron colliders through $\mathcal{O}(\alpha_s^4)$ ”, *Phys. Rev. Lett.* **110** (2013) 252004, doi:10.1103/PhysRevLett.110.252004, arXiv:1303.6254.
- [66] M. Czakon and A. Mitov, “Top++: A program for the calculation of the top-pair cross-section at hadron colliders”, *Comput. Phys. Commun.* **185** (2014) 2930, doi:10.1016/j.cpc.2014.06.021, arXiv:1112.5675.

- [67] CMS Collaboration, “Measurement of differential cross sections for the production of top quark pairs and of additional jets in lepton+jets events from pp collisions at $\sqrt{s} = 13 \text{ TeV}$ ”, *Phys. Rev. D* **97** (2018) 112003, doi:10.1103/PhysRevD.97.112003, arXiv:1803.08856.
- [68] CMS Collaboration, “Differential cross section measurements for the production of top quark pairs and of additional jets using dilepton events from pp collisions at $\sqrt{s} = 13 \text{ TeV}$ ”, 2024. arXiv:2402.08486. Submitted to *JHEP*.
- [69] J. Alwall et al., “Comparative study of various algorithms for the merging of parton showers and matrix elements in hadronic collisions”, *Eur. Phys. J. C* **53** (2008) 473, doi:10.1140/epjc/s10052-007-0490-5, arXiv:0706.2569.
- [70] J. M. Lindert et al., “Precise predictions for V+jets dark matter backgrounds”, *Eur. Phys. J. C* **77** (2017) 829, doi:10.1140/epjc/s10052-017-5389-1, arXiv:1705.04664.
- [71] R. Frederix and S. Frixione, “Merging meets matching in MC@NLO”, *JHEP* **12** (2012) 061, doi:10.1007/JHEP12(2012)061, arXiv:1209.6215.
- [72] A. Kulesza et al., “Associated production of a top quark pair with a heavy electroweak gauge boson at NLO+NNLL accuracy”, *Eur. Phys. J. C* **79** (2019) 249, doi:10.1140/epjc/s10052-019-6746-z, arXiv:1812.08622.
- [73] S. Alioli, P. Nason, C. Oleari, and E. Re, “NLO single-top production matched with shower in POWHEG: s - and t -channel contributions”, *JHEP* **09** (2009) 111, doi:10.1088/1126-6708/2009/09/111, arXiv:0907.4076. [Erratum: doi:10.1007/JHEP02(2010)011].
- [74] E. Re, “Single-top Wt -channel production matched with parton showers using the POWHEG method”, *Eur. Phys. J. C* **71** (2011) 1547, doi:10.1140/epjc/s10052-011-1547-z, arXiv:1009.2450.
- [75] M. Aliev et al., “HATHOR: HAdronic Top and Heavy quarks crOss section calculatoR”, *Comput. Phys. Commun.* **182** (2011) 1034, doi:10.1016/j.cpc.2010.12.040, arXiv:1007.1327.
- [76] P. Kant et al., “HatHor for single top-quark production: Updated predictions and uncertainty estimates for single top-quark production in hadronic collisions”, *Comput. Phys. Commun.* **191** (2015) 74, doi:10.1016/j.cpc.2015.02.001, arXiv:1406.4403.
- [77] N. Kidonakis, “Two-loop soft anomalous dimensions for single top quark associated production with W^- or H^- ”, *Phys. Rev. D* **82** (2010) 054018, doi:10.1103/PhysRevD.82.054018, arXiv:1005.4451.
- [78] T. Gehrmann et al., “ W^+W^- production at hadron colliders in next to next to leading order QCD”, *Phys. Rev. Lett.* **113** (2014) 212001, doi:10.1103/PhysRevLett.113.212001, arXiv:1408.5243.
- [79] J. M. Campbell, R. K. Ellis, and C. Williams, “Vector boson pair production at the LHC”, *JHEP* **07** (2011) 018, doi:10.1007/JHEP07(2011)018, arXiv:1105.0020.



















- [80] J. S. Conway, “Incorporating nuisance parameters in likelihoods for multisource spectra”, in *PHYSTAT (2011): Workshop on statistical issues related to discovery claims in search experiments and unfolding*, p. 115. 2011. arXiv:1103.0354. doi:10.5170/CERN-2011-006.115.
- [81] CMS Collaboration, “The CMS statistical analysis and combination tool: COMBINE”, *Comput. Softw. Big Sci.* **8** (2024) 19, doi:10.1007/s41781-024-00121-4, arXiv:2404.06614.
- [82] T. Junk, “Confidence level computation for combining searches with small statistics”, *Nucl. Instrum. Meth. A* **434** (1999) 435, doi:10.1016/S0168-9002(99)00498-2, arXiv:hep-ex/9902006.
- [83] A. L. Read, “Presentation of search results: The CL_s technique”, *J. Phys. G* **28** (2002) 2693, doi:10.1088/0954-3899/28/10/313.
- [84] G. Cowan, K. Cranmer, E. Gross, and O. Vitells, “Asymptotic formulae for likelihood-based tests of new physics”, *Eur. Phys. J. C* **71** (2011) 1554, doi:10.1140/epjc/s10052-011-1554-0, arXiv:1007.1727. [Erratum: doi:10.1140/epjc/s10052-013-2501-z].
- [85] R. V. Harlander, S. Liebler, and H. Mantler, “SusHi Bento: Beyond NNLO and the heavy-top limit”, *Comput. Phys. Commun.* **212** (2017) 239, doi:10.1016/j.cpc.2016.10.015, arXiv:1605.03190.
- [86] D. Eriksson, J. Rathsman, and O. Stal, “2HDMC: Two-Higgs-Doublet Model Calculator physics and manual”, *Comput. Phys. Commun.* **181** (2010) 189, doi:10.1016/j.cpc.2009.09.011, arXiv:0902.0851.
- [87] J. Bernon et al., “Scrutinizing the alignment limit in two-Higgs-doublet models: $m_h = 125 \text{ GeV}$ ”, *Phys. Rev. D* **92** (2015) 075004, doi:10.1103/PhysRevD.92.075004, arXiv:1507.00933.

A The CMS Collaboration

Yerevan Physics Institute, Yerevan, Armenia

A. Hayrapetyan, A. Tumasyan¹ 













Institut für Hochenergiephysik, Vienna, Austria

W. Adam , J.W. Andrejkovic, L. Benato , T. Bergauer , S. Chatterjee , K. Damanakis , M. Dragicevic , P.S. Hussain , M. Jeitler² , N. Krammer , A. Li , D. Liko , I. Mikulec , J. Schieck² , R. Schöfbeck² , D. Schwarz , M. Sonawane , W. Waltenberger , C.-E. Wulz² 















Universiteit Antwerpen, Antwerpen, Belgium

T. Janssen , T. Van Laer, P. Van Mechelen 













Vrije Universiteit Brussel, Brussel, Belgium

N. Breugelmans, J. D'Hondt , S. Dansana , A. De Moor , M. Delcourt , F. Heyen, S. Lowette , I. Makarenko , D. Müller , S. Tavernier , M. Tytgat³ , G.P. Van Onsem , S. Van Putte , D. Vannerom 
















Université Libre de Bruxelles, Bruxelles, Belgium

B. Bilin , B. Clerbaux , A.K. Das, I. De Bruyn , G. De Lentdecker , H. Evard , L. Favart , P. Gianneios , A. Khalilzadeh, F.A. Khan , K. Lee , A. Malara , M.A. Shahzad, L. Thomas , M. Vanden Bemden , C. Vander Velde , P. Vanlaer 










Ghent University, Ghent, Belgium

M. De Coen , D. Dobur , G. Gokbulut , Y. Hong , J. Knolle , L. Lambrecht , D. Marckx , K. Mota Amarilo , K. Skovpen , N. Van Den Bossche , J. van der Linden , L. Wezenbeek 


















Université Catholique de Louvain, Louvain-la-Neuve, Belgium

S. Bein , A. Benecke , A. Bethani , G. Bruno , C. Caputo , J. De Favereau De Jeneret , C. Delaere , I.S. Donertas , A. Giammanco , A.O. Guzel , Sa. Jain , V. Lemaitre, J. Lidrych , P. Mastrapasqua , T.T. Tran , S. Turkcapar 









Centro Brasileiro de Pesquisas Fisicas, Rio de Janeiro, Brazil

G.A. Alves , E. Coelho , G. Correia Silva , C. Hensel , T. Menezes De Oliveira , C. Mora Herrera⁴ , P. Rebello Teles , M. Soeiro, E.J. Tonelli Manganote⁵ , A. Vilela Pereira⁴ 

Universidade do Estado do Rio de Janeiro, Rio de Janeiro, Brazil

W.L. Aldá Júnior , M. Barroso Ferreira Filho , H. Brandao Malbouisson , W. Carvalho , J. Chinellato⁶, E.M. Da Costa , G.G. Da Silveira⁷ , D. De Jesus Damiao , S. Fonseca De Souza , R. Gomes De Souza, T. Laux Kuhn⁷ , M. Macedo , J. Martins , L. Mundim , H. Nogima , J.P. Pinheiro , A. Santoro , A. Sznajder , M. Thiel 

Universidade Estadual Paulista, Universidade Federal do ABC, São Paulo, Brazil




C.A. Bernardes⁷ , L. Calligaris , T.R. Fernandez Perez Tomei , E.M. Gregores , I. Maietto Silverio , P.G. Mercadante , S.F. Novaes , B. Orzari , Sandra S. Padula 

Institute for Nuclear Research and Nuclear Energy, Bulgarian Academy of Sciences, Sofia, Bulgaria


A. Aleksandrov , G. Antchev , R. Hadjiiska , P. Iaydjiev , M. Misheva , M. Shopova , G. Sultanov 










University of Sofia, Sofia, Bulgaria

A. Dimitrov , L. Litov , B. Pavlov , P. Petkov , A. Petrov , E. Shumka 


Instituto De Alta Investigación, Universidad de Tarapacá, Casilla 7 D, Arica, Chile
S. Keshri , D. Laroze , S. Thakur 


Beihang University, Beijing, China
T. Cheng , T. Javaid , L. Yuan 

Department of Physics, Tsinghua University, Beijing, China
Z. Hu , Z. Liang, J. Liu



Institute of High Energy Physics, Beijing, China
G.M. Chen⁸ , H.S. Chen⁸ , M. Chen⁸ , F. Iemmi , C.H. Jiang, A. Kapoor⁹ , H. Liao , Z.-A. Liu¹⁰ , R. Sharma¹¹ , J.N. Song¹⁰, J. Tao , C. Wang⁸, J. Wang , Z. Wang⁸, H. Zhang , J. Zhao 

State Key Laboratory of Nuclear Physics and Technology, Peking University, Beijing, China
A. Agapitos , Y. Ban , A. Carvalho Antunes De Oliveira , S. Deng , B. Guo, C. Jiang , A. Levin , C. Li , Q. Li , Y. Mao, S. Qian, S.J. Qian , X. Qin, X. Sun , D. Wang , H. Yang, Y. Zhao, C. Zhou 

Guangdong Provincial Key Laboratory of Nuclear Science and Guangdong-Hong Kong Joint Laboratory of Quantum Matter, South China Normal University, Guangzhou, China
S. Yang 

Sun Yat-Sen University, Guangzhou, China
Z. You 

University of Science and Technology of China, Hefei, China
K. Jaffel , N. Lu 





Nanjing Normal University, Nanjing, China
G. Bauer¹², B. Li¹³, K. Yi¹⁴ , J. Zhang 

Institute of Modern Physics and Key Laboratory of Nuclear Physics and Ion-beam Application (MOE) - Fudan University, Shanghai, China
Y. Li

Zhejiang University, Hangzhou, Zhejiang, China
Z. Lin , C. Lu , M. Xiao 

Universidad de Los Andes, Bogota, Colombia
C. Avila , D.A. Barbosa Trujillo, A. Cabrera , C. Florez , J. Fraga , J.A. Reyes Vega

Universidad de Antioquia, Medellin, Colombia
J. Jaramillo , C. Rendón , M. Rodriguez , A.A. Ruales Barbosa , J.D. Ruiz Alvarez 

University of Split, Faculty of Electrical Engineering, Mechanical Engineering and Naval Architecture, Split, Croatia
D. Giljanovic , N. Godinovic , D. Lelas , A. Sculac 




University of Split, Faculty of Science, Split, Croatia
M. Kovac , A. Petkovic , T. Sculac 

Institute Rudjer Boskovic, Zagreb, Croatia
P. Bargassa , V. Brigljevic , B.K. Chitroda , D. Ferencek , K. Jakovcic, A. Starodumov¹⁵ , T. Susa 

University of Cyprus, Nicosia, Cyprus

A. Attikis , K. Christoforou , A. Hadjiagapiou, C. Leonidou , J. Mousa , C. Nicolaou, L. Paizanos, F. Ptochos , P.A. Razis , H. Rykaczewski, H. Saka , A. Stepennov 


Charles University, Prague, Czech Republic

M. Finger , M. Finger Jr. , A. Kveton 

Escuela Politecnica Nacional, Quito, Ecuador

E. Ayala 

Universidad San Francisco de Quito, Quito, Ecuador

E. Carrera Jarrin 








Academy of Scientific Research and Technology of the Arab Republic of Egypt, Egyptian Network of High Energy Physics, Cairo, Egypt

A.A. Abdelalim^{16,17} , S. Elgammal¹⁸, A. Ellithi Kamel¹⁹

Center for High Energy Physics (CHEP-FU), Fayoum University, El-Fayoum, Egypt

M. Abdullah Al-Mashad , M.A. Mahmoud 















National Institute of Chemical Physics and Biophysics, Tallinn, Estonia

K. Ehataht , M. Kadastik, T. Lange , C. Nielsen , J. Pata , M. Raidal , L. Tani , C. Veelken 

Department of Physics, University of Helsinki, Helsinki, Finland

H. Kirschenmann , K. Osterberg , M. Voutilainen 



















Helsinki Institute of Physics, Helsinki, Finland

S. Bharthuar , N. Bin Norjoharuddeen , E. Brücken , F. Garcia , P. Inkaew , K.T.S. Kallonen , T. Lampén , K. Lassila-Perini , S. Lehti , T. Lindén , M. Myllymäki , M.m. Rantanen , H. Siikonen , J. Tuominiemi 





























Lappeenranta-Lahti University of Technology, Lappeenranta, Finland

P. Luukka , H. Petrow 


















IRFU, CEA, Université Paris-Saclay, Gif-sur-Yvette, France

M. Besancon , F. Couderc , M. Dejardin , D. Denegri, J.L. Faure, F. Ferri , S. Ganjour , P. Gras , G. Hamel de Monchenault , M. Kumar , V. Lohezic , J. Malcles , F. Orlandi , L. Portales , A. Rosowsky , M.Ö. Sahin , A. Savoy-Navarro²⁰ , P. Simkina , M. Titov , M. Tornago 

Laboratoire Leprince-Ringuet, CNRS/IN2P3, Ecole Polytechnique, Institut Polytechnique de Paris, Palaiseau, France

F. Beaudette , G. Boldrini , P. Busson , A. Cappati , C. Charlot , M. Chiusi , T.D. Cuisset , F. Damas , O. Davignon , A. De Wit , I.T. Ehle , B.A. Fontana Santos Alves , S. Ghosh , A. Gilbert , R. Granier de Cassagnac , A. Hakimi , B. Harikrishnan , L. Kalipoliti , G. Liu , M. Nguyen , C. Ochando , R. Salerno , J.B. Sauvan , Y. Sirois , L. Urda Gómez , E. Vernazza , A. Zabi , A. Zghiche 



















Université de Strasbourg, CNRS, IPHC UMR 7178, Strasbourg, France

J.-L. Agram²¹ , J. Andrea , D. Apparú , D. Bloch , J.-M. Brom , E.C. Chabert , C. Collard , S. Falke , U. Goerlach , R. Haeberle , A.-C. Le Bihan , M. Meena , O. Poncet , G. Saha , M.A. Sessini , P. Van Hove , P. Vaucelle 

Centre de Calcul de l'Institut National de Physique Nucleaire et de Physique des Particules, CNRS/IN2P3, Villeurbanne, France

A. Di Florio 

Institut de Physique des 2 Infinis de Lyon (IP2I), Villeurbanne, France

D. Amram, S. Beauceron , B. Blancon , G. Boudoul , N. Chanon , D. Contardo , P. Depasse , C. Dozen²² , H. El Mamouni, J. Fay , S. Gascon , M. Gouzevitch , C. Greenberg , G. Grenier , B. Ille , E. Jourd'huy, I.B. Laktineh, M. Lethuillier , L. Mirabito, S. Perries, A. Purohit , M. Vander Donckt , P. Verdier , J. Xiao 






























Georgian Technical University, Tbilisi, Georgia

G. Adamov, I. Lomidze , Z. Tsamalaidze²³ 









RWTH Aachen University, I. Physikalisches Institut, Aachen, Germany

V. Botta , S. Consuegra Rodríguez , L. Feld , K. Klein , M. Lipinski , D. Meuser , A. Pauls , D. Pérez Adán , N. Röwert , M. Teroerde 



































































RWTH Aachen University, III. Physikalisches Institut A, Aachen, Germany

S. Diekmann , A. Dodonova , N. Eich , D. Eliseev , F. Engelke , J. Erdmann , M. Erdmann , P. Fackeldey , B. Fischer , T. Hebbeker , K. Hoepfner , F. Ivone , A. Jung , M.y. Lee , F. Mausolf , M. Merschmeyer , A. Meyer , S. Mukherjee , D. Noll , F. Nowotny, A. Pozdnyakov , Y. Rath, W. Redjeb , F. Rehm, H. Reithler , V. Sarkisovi , A. Schmidt , C. Seth, A. Sharma , J.L. Spah , A. Stein , F. Torres Da Silva De Araujo²⁴ , S. Wiedenbeck , S. Zaleski






































RWTH Aachen University, III. Physikalisches Institut B, Aachen, Germany

C. Dziwok , G. Flügge , T. Kress , A. Nowack , O. Pooth , A. Stahl , T. Ziemons , A. Zotz 






































Deutsches Elektronen-Synchrotron, Hamburg, Germany

H. Aarup Petersen , M. Aldaya Martin , J. Alimena , S. Amoroso, Y. An , J. Bach , S. Baxter , M. Bayatmakou , H. Becerril Gonzalez , O. Behnke , A. Belvedere , F. Blekman²⁵ , K. Borras²⁶ , A. Campbell , A. Cardini , C. Cheng , F. Colombina , G. Eckerlin, D. Eckstein , L.I. Estevez Banos , E. Gallo²⁵ , A. Geiser , V. Guglielmi , M. Guthoff , A. Hinzmann , L. Jeppe , B. Kaech , M. Kasemann , C. Kleinwort , R. Kogler , M. Komm , D. Krücker , W. Lange, D. Leyva Pernia , K. Lipka²⁷ , W. Lohmann²⁸ , F. Lorkowski , R. Mankel , I.-A. Melzer-Pellmann , M. Mendizabal Morentin , A.B. Meyer , G. Milella , K. Moral Figueroa , A. Mussgiller , L.P. Nair , J. Niedziela , A. Nürnberg , Y. Otariid, J. Park , E. Ranken , A. Raspereza , D. Rastorguev , J. Rübenach, L. Rygaard, A. Saggio , M. Scham^{29,26} , S. Schnake²⁶ , P. Schütze , C. Schwanenberger²⁵ , D. Selivanova , K. Sharko , M. Shchedrolosiev , D. Stafford , F. Vazzoler , A. Ventura Barroso , R. Walsh , D. Wang , Q. Wang , K. Wichmann, L. Wiens²⁶ , C. Wissing , Y. Yang , A. Zimmermann Castro Santos 




University of Hamburg, Hamburg, Germany

A. Albrecht , S. Albrecht , M. Antonello , S. Bollweg, M. Bonanomi , P. Connor , K. El Morabit , Y. Fischer , E. Garutti , A. Grohsjean , J. Haller , D. Hundhausen, H.R. Jabusch , G. Kasieczka , P. Keicher , R. Klanner , W. Korcari , T. Kramer , C.c. Kuo, V. Kutzner , F. Labe , J. Lange , A. Lobanov , C. Matthies , L. Moureaux , M. Mrowietz, A. Nigamova , Y. Nissan, A. Paasch , K.J. Pena Rodriguez , T. Quadfasel , B. Raciti , M. Rieger , D. Savoii , J. Schindler , P. Schleper , M. Schröder , J. Schwandt , M. Sommerhalder , H. Stadie , G. Steinbrück , A. Tews, B. Wiederspan, M. Wolf 








Karlsruher Institut fuer Technologie, Karlsruhe, Germany

S. Brommer , E. Butz , T. Chwalek , A. Dierlamm , A. Droll, U. Elicabuk, N. Faltermann , M. Giffels , A. Gottmann , F. Hartmann³⁰ , R. Hofsaess , M. Horzela , U. Husemann , J. Kieseler , M. Klute , O. Lavoryk , J.M. Lawhorn , M. Link, A. Lintuluoto , S. Maier , S. Mitra , M. Mormile , Th. Müller , M. Neukum, M. Oh , E. Pfeffer , M. Presilla , G. Quast , K. Rabbertz , B. Regnery , N. Shadskiy , I. Shvetsov , H.J. Simonis , L. Sowa, L. Stockmeier, K. Tauqeer, M. Toms , B. Topko , N. Trevisani , R.F. Von Cube , M. Wassmer , S. Wieland , F. Wittig, R. Wolf , X. Zuo 

Institute of Nuclear and Particle Physics (INPP), NCSR Demokritos, Aghia Paraskevi, Greece

G. Anagnostou, G. Daskalakis , A. Kyriakis , A. Papadopoulos³⁰, A. Stakia 







National and Kapodistrian University of Athens, Athens, Greece

G. Melachroinos, Z. Painesis , I. Paraskevas , N. Saoulidou , K. Theofilatos , E. Tziaferi , K. Vellidis , I. Zisopoulos 






National Technical University of Athens, Athens, Greece

G. Bakas , T. Chatzistavrou, G. Karapostoli , K. Kousouris , I. Papakrivopoulos , E. Siamarkou, G. Tsipolitis , A. Zacharopoulou

University of Ioánnina, Ioánnina, Greece

I. Bestintzanos, I. Evangelou , C. Foudas, C. Kamtsikis, P. Katsoulis, P. Kokkas , P.G. Kosmoglou Kioseoglou , N. Manthos , I. Papadopoulos , J. Strologas 

HUN-REN Wigner Research Centre for Physics, Budapest, Hungary

C. Hajdu , D. Horvath^{31,32} , K. Márton, A.J. Rádl³³ , F. Sikler , V. Veszpremi 

MTA-ELTE Lendület CMS Particle and Nuclear Physics Group, Eötvös Loránd University, Budapest, Hungary

M. Csanád , K. Farkas , A. Fehérkuti³⁴ , M.M.A. Gadallah³⁵ , Á. Kadlecik , P. Major , G. Pásztor , G.I. Veres 




Faculty of Informatics, University of Debrecen, Debrecen, Hungary

L. Olah , B. Ujvari 













HUN-REN ATOMKI - Institute of Nuclear Research, Debrecen, Hungary

G. Bencze, S. Czellar, J. Molnar, Z. Szillasi

Karoly Robert Campus, MATE Institute of Technology, Gyongyos, Hungary

T. Csorgo³⁴ , F. Nemes³⁴ , T. Novak 

Panjab University, Chandigarh, India

S. Bansal , S.B. Beri, V. Bhatnagar , G. Chaudhary , S. Chauhan , N. Dhingra³⁶ , A. Kaur , A. Kaur , H. Kaur , M. Kaur , S. Kumar , T. Sheokand, J.B. Singh , A. Singla 

University of Delhi, Delhi, India








A. Ahmed , A. Bhardwaj , A. Chhetri , B.C. Choudhary , A. Kumar , A. Kumar , M. Naimuddin , K. Ranjan , M.K. Saini, S. Saumya 

Saha Institute of Nuclear Physics, HBNI, Kolkata, India

S. Baradia , S. Barman³⁷ , S. Bhattacharya , S. Das Gupta, S. Dutta , S. Dutta, S. Sarkar

Indian Institute of Technology Madras, Madras, India









M.M. Ameen , P.K. Behera , S.C. Behera , S. Chatterjee , G. Dash , P. Jana , P. Kalbhor , S. Kamble , J.R. Komaragiri³⁸ , D. Kumar³⁸ , T. Mishra , B. Parida³⁹ 

P.R. Pujahari , N.R. Saha , A. Sharma , A.K. Sikdar , R.K. Singh , P. Verma , S. Verma , A. Vijay

Tata Institute of Fundamental Research-A, Mumbai, India

S. Dugad, G.B. Mohanty , M. Shelake, P. Suryadevara











Tata Institute of Fundamental Research-B, Mumbai, India

A. Bala , S. Banerjee , R.M. Chatterjee, M. Guchait , Sh. Jain , A. Jaiswal, S. Kumar , G. Majumder , K. Mazumdar , S. Parolia , A. Thachayath 




National Institute of Science Education and Research, An OCC of Homi Bhabha National Institute, Bhubaneswar, Odisha, India

S. Bahinipati⁴⁰ , C. Kar , D. Maity⁴¹ , P. Mal , K. Naskar⁴¹ , A. Nayak⁴¹ , S. Nayak, K. Pal , P. Sadangi, S.K. Swain , S. Varghese⁴¹ , D. Vats⁴¹ 








Indian Institute of Science Education and Research (IISER), Pune, India

S. Acharya⁴² , A. Alpana , S. Dube , B. Gomber⁴² , P. Hazarika , B. Kansal , A. Laha , B. Sahu⁴² , S. Sharma , K.Y. Vaish 

Isfahan University of Technology, Isfahan, Iran

H. Bakhshiansohi⁴³ , A. Jafari⁴⁴ , M. Zeinali⁴⁵ 














Institute for Research in Fundamental Sciences (IPM), Tehran, Iran

S. Bashiri, S. Chenarani⁴⁶ , S.M. Etesami , Y. Hosseini , M. Khakzad , E. Khazaie , M. Mohammadi Najafabadi , S. Tizchang⁴⁷ 















University College Dublin, Dublin, Ireland

M. Felcini , M. Grunewald 






INFN Sezione di Bari^a, Università di Bari^b, Politecnico di Bari^c, Bari, Italy

M. Abbrescia^{a,b} , A. Colaleo^{a,b} , D. Creanza^{a,c} , B. D'Anzi^{a,b} , N. De Filippis^{a,c} , M. De Palma^{a,b} , W. Elmetenawee^{a,b,16} , N. Ferrara^{a,b} , L. Fiore^a , G. Iaselli^{a,c} , L. Longo^a , M. Louka^{a,b}, G. Maggi^{a,c} , M. Maggi^a , I. Margjeka^a , V. Mastrapasqua^{a,b} , S. My^{a,b} , S. Nuzzo^{a,b} , A. Pellecchia^{a,b} , A. Pompili^{a,b} , G. Pugliese^{a,c} , R. Radogna^{a,b} , D. Ramos^a , A. Ranieri^a , L. Silvestris^a , F.M. Simone^{a,c} , Ü. Sözbilir^a , A. Stamerra^{a,b} , D. Troiano^{a,b} , R. Venditti^{a,b} , P. Verwilligen^a , A. Zaza^{a,b}















INFN Sezione di Bologna^a, Università di Bologna^b, Bologna, Italy


























































G. Abbiendi^a , C. Battilana^{a,b} , D. Bonacorsi^{a,b} , P. Capiluppi^{a,b} , A. Castro^{†a,b} , F.R. Cavallo^a , M. Cuffiani^{a,b} , G.M. Dallavalle^a , T. Diotallevi^{a,b} , F. Fabbri^a , A. Fanfani^{a,b} , D. Fasanella^a , P. Giacomelli^a , L. Giommi^{a,b} , C. Grandi^a , L. Guiducci^{a,b} , S. Lo Meo^{a,48} , M. Lorusso^{a,b} , L. Lunerti^a , S. Marcellini^a , G. Masetti^a , F.L. Navarria^{a,b} , G. Paggi^{a,b} , A. Perrotta^a , F. Primavera^{a,b} , A.M. Rossi^{a,b} , S. Rossi Tisbeni^{a,b} , T. Rovelli^{a,b} , G.P. Siroli^{a,b}

INFN Sezione di Catania^a, Università di Catania^b, Catania, Italy










































S. Costa^{a,b,49} , A. Di Mattia^a , A. Lapertosa^a , R. Potenza^{a,b}, A. Tricomi^{a,b,49} , C. Tuve^{a,b} 

INFN Sezione di Firenze^a, Università di Firenze^b, Firenze, Italy








P. Assiouras^a , G. Barbagli^a , G. Bardelli^{a,b} , B. Camaiani^{a,b} , A. Cassese^a , R. Ceccarelli^a , V. Ciulli^{a,b} , C. Civinini^a , R. D'Alessandro^{a,b} , E. Focardi^{a,b} , T. Kello^a , G. Latino^{a,b} , P. Lenzi^{a,b} , M. Lizzo^a , M. Meschini^a , S. Paoletti^a , A. Papanastassiou^{a,b}, G. Sguazzoni^a , L. Viliani^a

INFN Laboratori Nazionali di Frascati, Frascati, ItalyL. Benussi , S. Bianco , S. Meola⁵⁰ , D. Piccolo **INFN Sezione di Genova^a, Università di Genova^b, Genova, Italy**M. Alves Gallo Pereira^a , F. Ferro^a , E. Robutti^a , S. Tosi^{a,b} **INFN Sezione di Milano-Bicocca^a, Università di Milano-Bicocca^b, Milano, Italy**A. Benaglia^a , F. Brivio^a , F. Cetorelli^{a,b} , F. De Guio^{a,b} , M.E. Dinardo^{a,b} , P. Dini^a , S. Gennai^a , R. Gerosa^{a,b} , A. Ghezzi^{a,b} , P. Govoni^{a,b} , L. Guzzi^a , M.T. Lucchini^{a,b} , M. Malberti^a , S. Malvezzi^a , A. Massironi^a , D. Menasce^a , L. Moroni^a , M. Paganoni^{a,b} , S. Palluotto^{a,b} , D. Pedrini^a , A. Perego^{a,b} , B.S. Pinolini^a, G. Pizzati^{a,b} , S. Ragazzi^{a,b} , T. Tabarelli de Fatis^{a,b} **INFN Sezione di Napoli^a, Università di Napoli 'Federico II'^b, Napoli, Italy; Università della Basilicata^c, Potenza, Italy; Scuola Superiore Meridionale (SSM)^d, Napoli, Italy**S. Buontempo^a , A. Cagnotta^{a,b} , F. Carnevali^{a,b}, N. Cavallo^{a,c} , F. Fabozzi^{a,c} , A.O.M. Iorio^{a,b} , L. Lista^{a,b,51} , P. Paolucci^{a,30} , B. Rossi^a **INFN Sezione di Padova^a, Università di Padova^b, Padova, Italy; Università di Trento^c, Trento, Italy**R. Ardino^a , P. Azzi^a , N. Bacchetta^{a,52} , M. Biasotto^{a,53} , D. Bisello^{a,b} , P. Bortignon^a , G. Bortolato^{a,b}, A. Bragagnolo^{a,b} , A.C.M. Bulla^a , R. Carlin^{a,b} , P. Checchia^a , T. Dorigo^{a,54} , F. Gasparini^{a,b} , U. Gasparini^{a,b} , S. Giorgetti^a, E. Lusiani^a , M. Margoni^{a,b} , M. Migliorini^{a,b} , J. Pazzini^{a,b} , P. Ronchese^{a,b} , R. Rossin^{a,b} , F. Simonetto^{a,b} , M. Tosi^{a,b} , A. Triossi^{a,b} , S. Ventura^a , M. Zanetti^{a,b} , P. Zotto^{a,b} , A. Zucchetta^{a,b} , G. Zumerle^{a,b} **INFN Sezione di Pavia^a, Università di Pavia^b, Pavia, Italy**A. Braghieri^a , S. Calzaferri^a , D. Fiorina^a , P. Montagna^{a,b} , V. Re^a , C. Riccardi^{a,b} , P. Salvini^a , I. Vai^{a,b} , P. Vitulo^{a,b} **INFN Sezione di Perugia^a, Università di Perugia^b, Perugia, Italy**S. Ajmal^{a,b} , M.E. Ascioti^{a,b}, G.M. Bilei^a , C. Carrivale^{a,b}, D. Ciangottini^{a,b} , L. Fanò^{a,b} , M. Magherini^{a,b} , V. Mariani^{a,b} , M. Menichelli^a , F. Moscatelli^{a,55} , A. Rossi^{a,b} , A. Santocchia^{a,b} , D. Spiga^a , T. Tedeschi^{a,b} **INFN Sezione di Pisa^a, Università di Pisa^b, Scuola Normale Superiore di Pisa^c, Pisa, Italy; Università di Siena^d, Siena, Italy**C. Aimè^a , C.A. Alexe^{a,c} , P. Asenov^{a,b} , P. Azzurri^a , G. Bagliesi^a , R. Bhattacharya^a , L. Bianchini^{a,b} , T. Boccali^a , E. Bossini^a , D. Bruschini^{a,c} , R. Castaldi^a , M.A. Ciocci^{a,b} , M. Cipriani^{a,b} , V. D'Amante^{a,d} , R. Dell'Orso^a , S. Donato^a , A. Giassi^a , F. Ligabue^{a,c} , A.C. Marini^a , D. Matos Figueiredo^a , A. Messineo^{a,b} , S. Mishra^a , V.K. Muraleedharan Nair Bindhu^{a,b,41} , M. Musich^{a,b} , S. Nandan^a , F. Palla^a , A. Rizzi^{a,b} , G. Rolandi^{a,c} , S. Roy Chowdhury^a , T. Sarkar^a , A. Scribano^a , P. Spagnolo^a , R. Tenchini^a , G. Tonelli^{a,b} , N. Turini^{a,d} , F. Vaselli^{a,c} , A. Venturi^a , P.G. Verdini^a **INFN Sezione di Roma^a, Sapienza Università di Roma^b, Roma, Italy**C. Baldenegro Barrera^{a,b} , P. Barria^a , C. Basile^{a,b} , F. Cavallari^a , L. Cunqueiro Mendez^{a,b} , D. Del Re^{a,b} , E. Di Marco^{a,b} , M. Diemoz^a , F. Errico^{a,b} , R. Gargiulo^{a,b}, E. Longo^{a,b} , L. Martikainen^{a,b} , J. Mijuskovic^{a,b} , G. Organtini^{a,b} , F. Pandolfi^a , R. Paramatti^{a,b} , C. Quaranta^{a,b} , S. Rahatlou^{a,b} , C. Rovelli^a , F. Santanastasio^{a,b} , L. Soffi^a , V. Vladimirov^{a,b}

INFN Sezione di Torino^a, Università di Torino^b, Torino, Italy; Università del Piemonte Orientale^c, Novara, Italy

N. Amapane^{a,b} , R. Arcidiacono^{a,c} , S. Argiro^{a,b} , M. Arneodo^{a,c} , N. Bartosik^a , R. Bellan^{a,b} , A. Bellora^{a,b} , C. Biino^a , C. Borca^{a,b} , N. Cartiglia^a , M. Costa^{a,b} , R. Covarelli^{a,b} , N. Demaria^a , L. Finco^a , M. Grippo^{a,b} , B. Kiani^{a,b} , F. Legger^a , F. Luongo^{a,b} , C. Mariotti^a , L. Markovic^{a,b} , S. Maselli^a , A. Mecca^{a,b} , L. Menzio^{a,b} , P. Meridiani^a , E. Migliore^{a,b} , M. Monteno^a , R. Mulargia^a , M.M. Obertino^{a,b} , G. Ortona^a , L. Pacher^{a,b} , N. Pastrone^a , M. Pelliccioni^a , M. Ruspa^{a,c} , F. Siviero^{a,b} , V. Sola^{a,b} , A. Solano^{a,b} , A. Staiano^a , C. Tarricone^{a,b} , D. Trocino^a , G. Umoret^{a,b} , R. White^{a,b} 

INFN Sezione di Trieste^a, Università di Trieste^b, Trieste, Italy

J. Babbar^{a,b} , S. Belforte^a , V. Candelise^{a,b} , M. Casarsa^a , F. Cossutti^a , K. De Leo^a , G. Della Ricca^{a,b} 

Kyungpook National University, Daegu, Korea

S. Dogra , J. Hong , B. Kim , J. Kim, D. Lee, H. Lee, S.W. Lee , C.S. Moon , Y.D. Oh , M.S. Ryu , S. Sekmen , B. Tae, Y.C. Yang 

Department of Mathematics and Physics - GWNu, Gangneung, Korea

M.S. Kim 

Chonnam National University, Institute for Universe and Elementary Particles, Kwangju, Korea

G. Bak , P. Gwak , H. Kim , D.H. Moon 

Hanyang University, Seoul, Korea

E. Asilar , J. Choi⁵⁶ , D. Kim , T.J. Kim , J.A. Merlin, Y. Ryou

Korea University, Seoul, Korea

S. Choi , S. Han, B. Hong , K. Lee, K.S. Lee , S. Lee , J. Yoo 

Kyung Hee University, Department of Physics, Seoul, Korea

J. Goh , S. Yang 








Sejong University, Seoul, Korea

H. S. Kim , Y. Kim, S. Lee




Seoul National University, Seoul, Korea

J. Almond, J.H. Bhyun, J. Choi , J. Choi, W. Jun , J. Kim , Y.W. Kim , S. Ko , H. Kwon , H. Lee , J. Lee , J. Lee , B.H. Oh , S.B. Oh , H. Seo , U.K. Yang, I. Yoon 

University of Seoul, Seoul, Korea

W. Jang , D.Y. Kang, Y. Kang , S. Kim , B. Ko, J.S.H. Lee , Y. Lee , I.C. Park , Y. Roh, I.J. Watson 

Yonsei University, Department of Physics, Seoul, Korea









































S. Ha , K. Hwang , H.D. Yoo 





























































Sungkyunkwan University, Suwon, Korea













M. Choi , M.R. Kim , H. Lee, Y. Lee , I. Yu 

College of Engineering and Technology, American University of the Middle East (AUM), Dasman, Kuwait


































T. Beyrouthy , Y. Gharbia 

Kuwait University - College of Science - Department of Physics, Safat, KuwaitF. Alazemi **Riga Technical University, Riga, Latvia**K. Dreimanis , A. Gaile , C. Munoz Diaz , D. Osite , G. Pikurs, A. Potrebko , M. Seidel , D. Sidiropoulos Kontos **University of Latvia (LU), Riga, Latvia**N.R. Strautnieks **Vilnius University, Vilnius, Lithuania**M. Ambrozas , A. Juodagalvis , A. Rinkevicius , G. Tamulaitis **National Centre for Particle Physics, Universiti Malaya, Kuala Lumpur, Malaysia**I. Yusuff⁵⁷ , Z. Zolkapli**Universidad de Sonora (UNISON), Hermosillo, Mexico**J.F. Benitez , A. Castaneda Hernandez , H.A. Encinas Acosta, L.G. Gallegos Maríñez, M. León Coello , J.A. Murillo Quijada , A. Sehrawat , L. Valencia Palomo **Centro de Investigacion y de Estudios Avanzados del IPN, Mexico City, Mexico**G. Ayala , H. Castilla-Valdez , H. Crotte Ledesma, E. De La Cruz-Burelo , I. Heredia-De La Cruz⁵⁸ , R. Lopez-Fernandez , J. Mejia Guisao , C.A. Mondragon Herrera, A. Sánchez Hernández **Universidad Iberoamericana, Mexico City, Mexico**C. Oropeza Barrera , D.L. Ramirez Guadarrama, M. Ramírez García **Benemerita Universidad Autonoma de Puebla, Puebla, Mexico**I. Bautista , F.E. Neri Huerta , I. Pedraza , H.A. Salazar Ibarguen , C. Uribe Estrada **University of Montenegro, Podgorica, Montenegro**I. Bubanja , N. Raicevic **University of Canterbury, Christchurch, New Zealand**P.H. Butler **National Centre for Physics, Quaid-I-Azam University, Islamabad, Pakistan**A. Ahmad , M.I. Asghar, A. Awais , M.I.M. Awan, H.R. Hoorani , W.A. Khan **AGH University of Krakow, Krakow, Poland**V. Avati, L. Grzanka , M. Malawski **National Centre for Nuclear Research, Swierk, Poland**H. Bialkowska , M. Bluj , M. Górski , M. Kazana , M. Szleper , P. Zalewski **Institute of Experimental Physics, Faculty of Physics, University of Warsaw, Warsaw, Poland**K. Bunkowski , K. Doroba , A. Kalinowski , M. Konecki , J. Krolikowski , A. Muhammad **Warsaw University of Technology, Warsaw, Poland**P. Fokow , K. Pozniak , W. Zabolotny **Laboratório de Instrumentação e Física Experimental de Partículas, Lisboa, Portugal**M. Araujo , D. Bastos , C. Beirão Da Cruz E Silva , A. Boletti , M. Bozzo , T. Camporesi , G. Da Molin , P. Faccioli , M. Gallinaro , J. Hollar , N. Leonardo , G.B. Marozzo , A. Petrilli , M. Pisano , J. Seixas , J. Varela , J.W. Wulff 



















Faculty of Physics, University of Belgrade, Belgrade, SerbiaP. Adzic , P. Milenovic **VINCA Institute of Nuclear Sciences, University of Belgrade, Belgrade, Serbia**D. Devetak, M. Dordevic , J. Milosevic , L. Nadderd , V. Rekovic**Centro de Investigaciones Energéticas Medioambientales y Tecnológicas (CIEMAT), Madrid, Spain**J. Alcaraz Maestre , Cristina F. Bedoya , J.A. Brochero Cifuentes , Oliver M. Carretero , M. Cepeda , M. Cerrada , N. Colino , B. De La Cruz , A. Delgado Peris , A. Escalante Del Valle , D. Fernández Del Val , J.P. Fernández Ramos , J. Flix , M.C. Fouz , O. Gonzalez Lopez , S. Goy Lopez , J.M. Hernandez , M.I. Josa , J. Llorente Merino , C. Martin Perez , E. Martin Viscasillas , D. Moran , C. M. Morcillo Perez , Á. Navarro Tobar , C. Perez Dengra , A. Pérez-Calero Yzquierdo , J. Puerta Pelayo , I. Redondo , S. Sánchez Navas , J. Sastre , J. Vazquez Escobar **Universidad Autónoma de Madrid, Madrid, Spain**J.F. de Trocóniz **Universidad de Oviedo, Instituto Universitario de Ciencias y Tecnologías Espaciales de Asturias (ICTEA), Oviedo, Spain**B. Alvarez Gonzalez , J. Cuevas , J. Fernandez Menendez , S. Folgueras , I. Gonzalez Caballero , P. Leguina , E. Palencia Cortezon , J. Prado Pico, C. Ramón Álvarez , V. Rodríguez Bouza , A. Soto Rodríguez , A. Trapote , C. Vico Villalba , P. Vischia **Instituto de Física de Cantabria (IFCA), CSIC-Universidad de Cantabria, Santander, Spain**S. Bhowmik , S. Blanco Fernández , I.J. Cabrillo , A. Calderon , J. Duarte Campderros , M. Fernandez , G. Gomez , C. Lasasa García , R. Lopez Ruiz , C. Martinez Rivero , P. Martinez Ruiz del Arbol , F. Matorras , P. Matorras Cuevas , E. Navarrete Ramos , J. Piedra Gomez , L. Scodellaro , I. Vila , J.M. Vizán Garcia **University of Colombo, Colombo, Sri Lanka**B. Kailasapathy⁵⁹ , D.D.C. Wickramarathna **University of Ruhuna, Department of Physics, Matara, Sri Lanka**W.G.D. Dharmaratna⁶⁰ , K. Liyanage , N. Perera **CERN, European Organization for Nuclear Research, Geneva, Switzerland**D. Abbaneo , C. Amendola , E. Auffray , G. Auzinger , J. Baechler, D. Barney , A. Bermúdez Martínez , M. Bianco , A.A. Bin Anuar , A. Bocci , L. Borgonovi , C. Botta , E. Brondolin , C.E. Brown , C. Caillol , G. Cerminara , N. Chernyavskaya , D. d'Enterria , A. Dabrowski , A. David , A. De Roeck , M.M. Defranchis , M. Deile , M. Dobson , G. Franzoni , W. Funk , S. Giani, D. Gigi, K. Gill , F. Glege , J. Hegeman , J.K. Heikkilä , B. Huber, V. Innocente , T. James , P. Janot , O. Kaluzinska , O. Karacheban²⁸ , S. Laurila , P. Lecoq , E. Leutgeb , C. Lourenço , L. Malgeri , M. Mannelli , M. Matthewman, A. Mehta , F. Meijers , S. Mersi , E. Meschi , V. Milosevic , F. Monti , F. Moortgat , M. Mulders , I. Neutelings , S. Orfanelli, F. Pantaleo , G. Petrucciani , A. Pfeiffer , M. Pierini , H. Qu , D. Rabadý , B. Ribeiro Lopes , F. Riti , M. Rovere , H. Sakulin , R. Salvatico , S. Sanchez Cruz , S. Scarfi , C. Schwick, M. Selvaggi , A. Sharma , K. Shchelina , P. Silva , P. Sphicas⁶¹ , A.G. Stahl Leiton , A. Steen , S. Summers , D. Treille , P. Tropea , D. Walter , J. Wanczyk⁶² , J. Wang, S. Wuchterl , P. Zehetner , P. Zejdl , W.D. Zeuner**PSI Center for Neutron and Muon Sciences, Villigen, Switzerland**

T. Bevilacqua⁶³ , L. Caminada⁶³ , A. Ebrahimi , W. Erdmann , R. Horisberger , Q. Ingram , H.C. Kaestli , D. Kotlinski , C. Lange , M. Missiroli⁶³ , L. Noehte⁶³ , T. Rohe , A. Samalan



ETH Zurich - Institute for Particle Physics and Astrophysics (IPA), Zurich, Switzerland

T.K. Aarrestad , M. Backhaus , G. Bonomelli , A. Calandri , C. Cazzaniga , K. Datta , P. De Bryas Dexmiers D'archiac⁶² , A. De Cosa , G. Dissertori , M. Dittmar , M. Donegà , F. Eble , M. Galli , K. Gedia , F. Glessgen , C. Grab , N. Härringer , T.G. Harte, D. Hits , W. Lustermann , A.-M. Lyon , R.A. Manzoni , M. Marchegiani , L. Marchese , A. Mascellani⁶² , F. Nessi-Tedaldi , F. Pauss , V. Perovic , S. Pigazzini , B. Ristic , R. Seidita , J. Steggemann⁶² , A. Tarabini , D. Valsecchi , R. Wallny












Universität Zürich, Zurich, Switzerland

C. Amsler⁶⁴ , P. Bärttschi , M.F. Canelli , K. Cormier , M. Huwiler , W. Jin , A. Jofrehei , B. Kilminster , S. Leontsinis , S.P. Liechti , A. Macchiolo , P. Meiring , F. Meng , J. Motta , A. Reimers , P. Robmann, M. Senger , E. Shokr, F. Stäger , R. Tramontano 




National Central University, Chung-Li, Taiwan

C. Adloff⁶⁵, D. Bhowmik, C.M. Kuo, W. Lin, P.K. Rout , P.C. Tiwari³⁸ 


National Taiwan University (NTU), Taipei, Taiwan

L. Ceard, K.F. Chen , Z.g. Chen, A. De Iorio , W.-S. Hou , T.h. Hsu, Y.w. Kao, S. Karmakar , G. Kole , Y.y. Li , R.-S. Lu , E. Paganis , X.f. Su , J. Thomas-Wilsker , L.s. Tsai, D. Tsionou, H.y. Wu, E. Yazgan 


















High Energy Physics Research Unit, Department of Physics, Faculty of Science, Chulalongkorn University, Bangkok, Thailand

C. Asawatangtrakuldee , N. Srimanobhas , V. Wachirapusanand 


Tunis El Manar University, Tunis, Tunisia

Y. Maghrbi 

Çukurova University, Physics Department, Science and Art Faculty, Adana, Turkey

D. Agyel , F. Boran , F. Dolek , I. Dumanoglu⁶⁶ , E. Eskut , Y. Guler⁶⁷ , E. Gurpinar Guler⁶⁷ , C. Isik , O. Kara, A. Kayis Topaksu , Y. Komurcu , G. Onengut , K. Ozdemir⁶⁸ , A. Polatoz , B. Tali⁶⁹ , U.G. Tok , E. Uslan , I.S. Zorbakir 

Middle East Technical University, Physics Department, Ankara, Turkey

G. Sokmen, M. Yalvac⁷⁰ 

Bogazici University, Istanbul, Turkey

B. Akgun , I.O. Atakisi , E. Gülmez , M. Kaya⁷¹ , O. Kaya⁷² , S. Tekten⁷³ 





Istanbul Technical University, Istanbul, Turkey

A. Cakir , K. Cankocak^{66,74} , G.G. Dincer⁶⁶ , S. Sen⁷⁵ 

Istanbul University, Istanbul, Turkey

O. Aydilek⁷⁶ , B. Haciasahinoglu , I. Hos⁷⁷ , B. Kaynak , S. Ozkorucuklu , O. Potok , H. Sert , C. Simsek , C. Zorbilmez 

Yildiz Technical University, Istanbul, Turkey














S. Cerci , B. Isildak⁷⁸ , D. Sunar Cerci , T. Yetkin 

Institute for Scintillation Materials of National Academy of Science of Ukraine, Kharkiv, Ukraine




















A. Boyaryntsev , B. Grynyov 

National Science Centre, Kharkiv Institute of Physics and Technology, Kharkiv, Ukraine
L. Levchuk 




































University of Bristol, Bristol, United Kingdom

D. Anthony , J.J. Brooke , A. Bundock , F. Bury , E. Clement , D. Cussans ,
H. Flacher , M. Glowacki, J. Goldstein , H.F. Heath , M.-L. Holmberg , L. Kreczko ,
S. Paramesvaran , L. Robertshaw, V.J. Smith , K. Walkingshaw Pass




Rutherford Appleton Laboratory, Didcot, United Kingdom

A.H. Ball, K.W. Bell , A. Belyaev⁷⁹ , C. Brew , R.M. Brown , D.J.A. Cockerill ,
C. Cooke , A. Elliot , K.V. Ellis, K. Harder , S. Harper , J. Linacre , K. Manolopoulos,
D.M. Newbold , E. Olaiya, D. Petyt , T. Reis , A.R. Sahasransu , G. Salvi , T. Schuh,
C.H. Shepherd-Themistocleous , I.R. Tomalin , K.C. Whalen , T. Williams 














Imperial College, London, United Kingdom

I. Andreou , R. Bainbridge , P. Bloch , O. Buchmuller, C.A. Carrillo Montoya ,
G.S. Chahal⁸⁰ , D. Colling , J.S. Dancu, I. Das , P. Dauncey , G. Davies ,
M. Della Negra , S. Fayer, G. Fedi , G. Hall , A. Howard, G. Iles , C.R. Knight ,
P. Krueper, J. Langford , K.H. Law , J. León Holgado , L. Lyons , A.-M. Magnan ,
B. Maier , S. Mallios, M. Mieskolainen , J. Nash⁸¹ , M. Pesaresi , P.B. Pradeep,
B.C. Radburn-Smith , A. Richards, A. Rose , K. Savva , C. Seez , R. Shukla ,
A. Tapper , K. Uchida , G.P. Uttley , T. Virdee³⁰ , M. Vojinovic , N. Wardle ,
D. Winterbottom 

Brunel University, Uxbridge, United Kingdom

J.E. Cole , A. Khan, P. Kyberd , I.D. Reid 

Baylor University, Waco, Texas, USA

S. Abdullin , A. Brinkerhoff , E. Collins , M.R. Darwish , J. Dittmann ,
K. Hatakeyama , V. Hegde , J. Hiltbrand , B. McMaster , J. Samudio , S. Sawant ,
C. Sutantawibul , J. Wilson 



















Catholic University of America, Washington, DC, USA

R. Bartek , A. Dominguez , A.E. Simsek , S.S. Yu 


















The University of Alabama, Tuscaloosa, Alabama, USA

B. Bam , A. Buchot Perraguin , R. Chudasama , S.I. Cooper , C. Crovella ,
S.V. Gleyzer , E. Pearson, C.U. Perez , P. Rumerio⁸² , E. Usai , R. Yi 











Boston University, Boston, Massachusetts, USA










A. Akpınar , C. Cosby , G. De Castro, Z. Demiragli , C. Erice , C. Fangmeier ,
C. Fernandez Madrazo , E. Fontanesi , D. Gastler , F. Golf , S. Jeon , J. O'cain,
I. Reed , J. Rohlf , K. Salyer , D. Sperka , D. Spitzbart , I. Suarez , A. Tsatsos ,
A.G. Zecchinelli 

Brown University, Providence, Rhode Island, USA












G. Barone , G. Benelli , D. Cutts , L. Gouskos , M. Hadley , U. Heintz , K.W. Ho ,
J.M. Hogan⁸³ , T. Kwon , G. Landsberg , K.T. Lau , J. Luo , S. Mondal , T. Russell,
S. Sagir⁸⁴ , X. Shen , F. Simpson , M. Stamenkovic , N. Venkatasubramanian

University of California, Davis, Davis, California, USA

S. Abbott , B. Barton , C. Brainerd , R. Breedon , H. Cai ,
M. Calderon De La Barca Sanchez , M. Chertok , M. Citron , J. Conway , P.T. Cox 

R. Erbacher , F. Jensen , O. Kukral , G. Mocellin , M. Mulhearn , S. Ostrom ,
W. Wei , S. Yoo , F. Zhang 
























University of California, Los Angeles, California, USA

K. Adamidis, M. Bachtis , D. Campos, R. Cousins , A. Datta , G. Flores Avila ,
J. Hauser , M. Ignatenko , M.A. Iqbal , T. Lam , Y.f. Lo, E. Manca , A. Nunez Del Prado,
D. Saltzberg , V. Valuev 



















University of California, Riverside, Riverside, California, USA

R. Clare , J.W. Gary , G. Hanson 

University of California, San Diego, La Jolla, California, USA

A. Aportela, A. Arora , J.G. Branson , S. Cittolin , S. Cooperstein , D. Diaz ,
J. Duarte , L. Giannini , Y. Gu, J. Guiang , R. Kansal , V. Krutelyov , R. Lee ,
J. Letts , M. Masciovecchio , F. Mokhtar , S. Mukherjee , M. Pieri , D. Primosch,
M. Quinnan , V. Sharma , M. Tadel , E. Vourliotis , F. Würthwein , Y. Xiang ,
A. Yagil 
















University of California, Santa Barbara - Department of Physics, Santa Barbara, California, USA

A. Barzdukas , L. Brennan , C. Campagnari , K. Downham , C. Grieco , M.M. Hussain,
J. Incandela , J. Kim , A.J. Li , P. Masterson , H. Mei , J. Richman , S.N. Santpur ,
U. Sarica , R. Schmitz , F. Setti , J. Sheplock , D. Stuart , T.Á. Vámi , X. Yan ,
D. Zhang















California Institute of Technology, Pasadena, California, USA

S. Bhattacharya , A. Bornheim , O. Cerri, A. Latorre, J. Mao , H.B. Newman ,
G. Reales Gutiérrez, M. Spiropulu , J.R. Vlimant , C. Wang , S. Xie , R.Y. Zhu 

















Carnegie Mellon University, Pittsburgh, Pennsylvania, USA

J. Alison , S. An , P. Bryant , M. Cremonesi, V. Dutta , T. Ferguson , T.A. Gómez Es-
pinosa , A. Harilal , A. Kallil Tharayil, C. Liu , T. Mudholkar , S. Murthy , P. Palit ,
K. Park, M. Paulini , A. Roberts , A. Sanchez , W. Terrill 






















































University of Colorado Boulder, Boulder, Colorado, USA









J.P. Cumalat , W.T. Ford , A. Hart , A. Hassani , G. Karathanasis , N. Manganelli ,
J. Pearkes , C. Savard , N. Schonbeck , K. Stenson , K.A. Ulmer , S.R. Wagner ,
N. Zipper , D. Zuolo 

Cornell University, Ithaca, New York, USA









J. Alexander , S. Bright-Thonney , X. Chen , D.J. Cranshaw , J. Dickinson , J. Fan ,
X. Fan , S. Hogan , P. Kotamnives, J. Monroy , M. Oshiro , J.R. Patterson , M. Reid ,
A. Ryd , J. Thom , P. Wittich , R. Zou 

Fermi National Accelerator Laboratory, Batavia, Illinois, USA









M. Albrow , M. Alyari , O. Amram , G. Apollinari , A. Apresyan , L.A.T. Bauerdick ,
D. Berry , J. Berryhill , P.C. Bhat , K. Burkett , J.N. Butler , A. Canepa ,
G.B. Cerati , H.W.K. Cheung , F. Chlebana , G. Cummings , I. Dutta , V.D. Elvira ,
Y. Feng , J. Freeman , A. Gandrakota , Z. Gecse , L. Gray , D. Green, A. Grum-
mer , S. Grünendahl , D. Guerrero , O. Gutsche , R.M. Harris , T.C. Herwig ,
J. Hirschauer , B. Jayatilaka , S. Jindariani , M. Johnson , U. Joshi , T. Klijnsma ,
B. Klima , K.H.M. Kwok , S. Lammel , C. Lee , D. Lincoln , R. Lipton , T. Liu ,
C. Madrid , K. Maeshima , D. Mason , P. McBride , P. Merkel , S. Mrenna ,
S. Nahn , J. Ngadiuba , D. Noonan , S. Norberg, V. Papadimitriou , N. Pastika 

K. Pedro , C. Pena⁸⁵ , F. Ravera , A. Reinsvold Hall⁸⁶ , L. Ristori , M. Safdari , E. Sexton-Kennedy , N. Smith , A. Soha , L. Spiegel , S. Stoynev , J. Strait , L. Taylor , S. Tkaczyk , N.V. Tran , L. Uplegger , E.W. Vaandering , I. Zoi






University of Florida, Gainesville, Florida, USA

C. Aruta , P. Avery , D. Bourilkov , P. Chang , V. Cherepanov , R.D. Field, C. Huh , E. Koenig , M. Kolosova , J. Konigsberg , A. Korytov , K. Matchev , N. Menendez , G. Mitselmakher , K. Mohrman , A. Muthirakalayil Madhu , N. Rawal , S. Rosenzweig , Y. Takahashi , J. Wang









Florida State University, Tallahassee, Florida, USA

T. Adams , A. Al Kadhim , A. Askew , S. Bower , R. Hashmi , R.S. Kim , S. Kim , T. Kolberg , G. Martinez, H. Prosper , P.R. Prova, M. Wulansatiti , R. Yohay , J. Zhang









Florida Institute of Technology, Melbourne, Florida, USA

B. Alsufyani , S. Butalla , S. Das , T. Elkafrawy⁸⁷ , M. Hohlmann , E. Yanes









University of Illinois Chicago, Chicago, Illinois, USA

M.R. Adams , A. Baty , C. Bennett, R. Cavanaugh , R. Escobar Franco , O. Evdokimov , C.E. Gerber , M. Hawksworth, A. Hingrajiya, D.J. Hofman , J.h. Lee , D. S. Lemos , A.H. Merrit , C. Mills , S. Nanda , G. Oh , B. Ozek , D. Pilipovic , R. Pradhan , E. Prifti, T. Roy , S. Rudrabhatla , N. Singh, M.B. Tonjes , N. Varelas , M.A. Wadud , Z. Ye , J. Yoo









The University of Iowa, Iowa City, Iowa, USA

M. Alhousseini , D. Blend, K. Dilsiz⁸⁸ , L. Emediato , G. Karaman , O.K. Köseyan , J.-P. Merlo, A. Mestvirishvili⁸⁹ , O. Neogi, H. Ogul⁹⁰ , Y. Onel , A. Penzo , C. Snyder, E. Tiras⁹¹









Johns Hopkins University, Baltimore, Maryland, USA

B. Blumenfeld , L. Corcodilos , J. Davis , A.V. Gritsan , L. Kang , S. Kyriacou , P. Maksimovic , M. Roguljic , J. Roskes , S. Sekhar , M. Swartz









The University of Kansas, Lawrence, Kansas, USA

A. Abreu , L.F. Alcerro Alcerro , J. Anguiano , S. Arteaga Escatel , P. Baringer , A. Bean , Z. Flowers , D. Grove , J. King , G. Krintiras , M. Lazarovits , C. Le Mahieu , J. Marquez , M. Murray , M. Nickel , M. Pitt , S. Popescu⁹² , C. Rogan , C. Royon , S. Sanders , C. Smith , G. Wilson









Kansas State University, Manhattan, Kansas, USA



B. Allmond , R. Gujju Gurunadha , A. Ivanov , K. Kaadze , Y. Maravin , J. Natoli , D. Roy , G. Sorrentino 

University of Maryland, College Park, Maryland, USA

A. Baden , A. Belloni , J. Bistany-riebman, Y.M. Chen , S.C. Eno , N.J. Hadley , S. Jabeen , R.G. Kellogg , T. Koeth , B. Kronheim, Y. Lai , S. Lascio , A.C. Mignerey , S. Nabili , C. Palmer , C. Papageorgakis , M.M. Paranjpe, E. Popova⁹³ , A. Shevelev , L. Wang , L. Zhang

Massachusetts Institute of Technology, Cambridge, Massachusetts, USA

J. Bendavid , I.A. Cali , P.c. Chou , M. D'Alfonso , J. Eysermans , C. Freer , G. Gomez-Ceballos , M. Goncharov, G. Grosso, P. Harris, D. Hoang, D. Kovalskyi , J. Krupa , L. Lavezzo , Y.-J. Lee , K. Long , C. McGinn, A. Novak , M.I. Park , C. Paus , C. Reissel , C. Roland , G. Roland , S. Rothman , G.S.F. Stephans

Z. Wang , B. Wyslouch , T. J. Yang 











University of Minnesota, Minneapolis, Minnesota, USA

B. Crossman , B.M. Joshi , C. Kapsiak , M. Krohn , D. Mahon , J. Mans ,
B. Marzocchi , M. Revering , R. Rusack , R. Saradhy , N. Strobbe 




















University of Nebraska-Lincoln, Lincoln, Nebraska, USA

K. Bloom , D.R. Claes , G. Haza , J. Hossain , C. Joo , I. Kravchenko , A. Rohilla ,
J.E. Siado , W. Tabb , A. Vagnerini , A. Wightman , F. Yan , D. Yu 


State University of New York at Buffalo, Buffalo, New York, USA

H. Bandyopadhyay , L. Hay , H.w. Hsia, I. Iashvili , A. Kalogeropoulos ,
A. Kharchilava , M. Morris , D. Nguyen , S. Rappoccio , H. Rejeb Sfar, A. Williams ,
P. Young 


























Northeastern University, Boston, Massachusetts, USA

G. Alverson , E. Barberis , J. Bonilla , B. Bylsma, M. Campana , J. Dervan ,
Y. Haddad , Y. Han , I. Israr , A. Krishna , J. Li , M. Lu , R. Mccarthy ,
D.M. Morse , V. Nguyen , T. Orimoto , A. Parker , L. Skinnari , E. Tsai , D. Wood 









Northwestern University, Evanston, Illinois, USA

J. Bueghly, S. Dittmer , K.A. Hahn , D. Li , Y. Liu , M. Mcginnis , Y. Miao ,
D.G. Monk , M.H. Schmitt , A. Taliercio , M. Velasco

















University of Notre Dame, Notre Dame, Indiana, USA

G. Agarwal , R. Band , R. Bucci, S. Castells , A. Das , R. Goldouzian , M. Hildreth ,
K. Hurtado Anampa , T. Ivanov , C. Jessop , K. Lannon , J. Lawrence , N. Loukas ,
L. Lutton , J. Mariano, N. Marinelli, I. Mcalister, T. McCauley , C. Mcgrady , C. Moore ,
Y. Musienko²³ , H. Nelson , M. Osherson , A. Piccinelli , R. Ruchti , A. Townsend ,
Y. Wan, M. Wayne , H. Yockey, M. Zarucki , L. Zygala 

The Ohio State University, Columbus, Ohio, USA

A. Basnet , M. Carrigan , L.S. Durkin , C. Hill , M. Joyce , M. Nunez Ornelas , K. Wei,
D.A. Wenzl, B.L. Winer , B. R. Yates 




















Princeton University, Princeton, New Jersey, USA

H. Bouchamaoui , K. Coldham, P. Das , G. Dezoort , P. Elmer , A. Frankenthal ,
B. Greenberg , N. Haubrich , K. Kennedy, G. Kopp , S. Kwan , D. Lange ,
A. Loeliger , D. Marlow , I. Ojalvo , J. Olsen , D. Stickland , C. Tully , L.H. Vage




University of Puerto Rico, Mayaguez, Puerto Rico, USA

S. Malik , R. Sharma

Purdue University, West Lafayette, Indiana, USA

A.S. Bakshi , S. Chandra , R. Chawla , A. Gu , L. Gutay, M. Jones , A.W. Jung ,
A.M. Koshy, M. Liu , G. Negro , N. Neumeister , G. Paspalaki , S. Piperov ,
V. Scheurer, J.F. Schulte , M. Stojanovic , J. Thieman , A. K. Viridi , F. Wang ,
A. Wildridge , W. Xie , Y. Yao 

Purdue University Northwest, Hammond, Indiana, USA

J. Dolen , N. Parashar , A. Pathak 

Rice University, Houston, Texas, USA




















D. Acosta , A. Agrawal , T. Carnahan , K.M. Ecklund , P.J. Fernández Manteca ,
S. Freed, P. Gardner, F.J.M. Geurts , I. Krommydas , W. Li , J. Lin , O. Miguel Colin 

B.P. Padley , R. Redjimi, J. Rotter , E. Yigitbasi , Y. Zhang 

University of Rochester, Rochester, New York, USA

A. Bodek , P. de Barbaro , R. Demina , J.L. Dulemba , A. Garcia-Bellido , O. Hindrichs , A. Khukhunaishvili , N. Parmar, P. Parygin⁹³ , R. Taus 
















Rutgers, The State University of New Jersey, Piscataway, New Jersey, USA

B. Chiarito, J.P. Chou , S.V. Clark , D. Gadkari , Y. Gershtein , E. Halkiadakis , M. Heindl , C. Houghton , D. Jaroslowski , S. Konstantinou , I. Laflotte , A. Lath , R. Montalvo, K. Nash, J. Reichert , P. Saha , S. Salur , S. Schnetzer, S. Somalwar , R. Stone , S.A. Thayil , S. Thomas, J. Vora , H. Wang 










University of Tennessee, Knoxville, Tennessee, USA

D. Ally , A.G. Delannoy , S. Fiorendi , S. Higginbotham , T. Holmes , A.R. Kanuganti , N. Karunarathna , L. Lee , E. Nibigira , S. Spanier 












Texas A&M University, College Station, Texas, USA

D. Aebi , M. Ahmad , T. Akhter , K. Androsov⁶² , O. Bouhali⁹⁴ , R. Eusebi , J. Gilmore , T. Huang , T. Kamon⁹⁵ , H. Kim , S. Luo , R. Mueller , D. Overton , D. Rathjens , A. Safonov 

Texas Tech University, Lubbock, Texas, USA

N. Akchurin , J. Damgov , N. Gogate , A. Hussain , Y. Kazhykarim, K. Lamichhane , S.W. Lee , A. Mankel , T. Peltola , I. Volobouev 

Vanderbilt University, Nashville, Tennessee, USA

E. Appelt , Y. Chen , S. Greene, A. Gurrola , W. Johns , R. Kunnawalkam Elayavalli , A. Melo , F. Romeo , P. Sheldon , S. Tuo , J. Velkovska , J. Viinikainen 
























University of Virginia, Charlottesville, Virginia, USA

B. Cardwell , H. Chung, B. Cox , J. Hakala , R. Hirosky , A. Ledovskoy , C. Mantilla , C. Neu 


































Wayne State University, Detroit, Michigan, USA

S. Bhattacharya , P.E. Karchin 

University of Wisconsin - Madison, Madison, Wisconsin, USA

































A. Aravind , S. Banerjee , K. Black , T. Bose , E. Chavez , S. Dasu , P. Everaerts , C. Galloni, H. He , M. Herndon , A. Herve , C.K. Koraka , A. Lanaro, R. Loveless , J. Madhusudanan Sreekala , A. Mallampalli , A. Mohammadi , S. Mondal, G. Parida , L. Pétré , D. Pinna, A. Savin, V. Shang , V. Sharma , W.H. Smith , D. Teague, H.F. Tsoi , W. Vetens , A. Warden 

Authors affiliated with an international laboratory covered by a cooperation agreement with CERN

S. Afanasiev , V. Alexakhin , D. Budkouski , I. Golutvin[†] , I. Gorbunov , V. Karjavine , O. Kodolova⁹⁶ , V. Korenkov , A. Lanev , A. Malakhov , V. Matveev⁹⁷ , A. Nikitenko^{98,96} , V. Palichik , V. Perelygin , M. Savina , V. Shalaev , S. Shmatov , S. Shulha , V. Smirnov , O. Teryaev , N. Voytishin , B.S. Yuldashev⁹⁹, A. Zarubin , I. Zhizhin , Yu. Andreev , A. Dermenev , S. Gninenko , N. Golubev , A. Karneyeu , D. Kirpichnikov , M. Kirsanov , N. Krasnikov , I. Tlisova , A. Toropin 

Authors affiliated with an institute formerly covered by a cooperation agreement with CERN

G. Gavrillov , V. Golovtcov , Y. Ivanov , V. Kim¹⁰⁰ , P. Levchenko¹⁰¹ , V. Murzin , V. Oreshkin , D. Sosnov , V. Sulimov , L. Uvarov , A. Vorobyev[†], T. Aushev 

K. Ivanov , V. Gavrilov , N. Lychkovskaya , V. Popov , A. Zhokin , M. Chadeeva¹⁰⁰ , R. Chistov¹⁰⁰ , S. Polikarpov¹⁰⁰ , V. Andreev , M. Azarkin , M. Kirakosyan, A. Terkulov , E. Boos , V. Bunichev , M. Dubinin⁸⁵ , L. Dudko , V. Klyukhin , S. Obraztsov , M. Perfilov , S. Petrushanko , V. Savrin , P. Volkov , G. Vorotnikov , V. Blinov¹⁰⁰, T. Dimova¹⁰⁰ , A. Kozyrev¹⁰⁰ , O. Radchenko¹⁰⁰ , Y. Skovpen¹⁰⁰ , V. Kachanov , S. Slabospitskii , A. Uzunian , A. Babaev , V. Borshch , D. Druzhkin 

†: Deceased

¹Also at Yerevan State University, Yerevan, Armenia

²Also at TU Wien, Vienna, Austria

³Also at Ghent University, Ghent, Belgium

⁴Also at Universidade do Estado do Rio de Janeiro, Rio de Janeiro, Brazil

⁵Also at FACAMP - Faculdades de Campinas, Sao Paulo, Brazil

⁶Also at Universidade Estadual de Campinas, Campinas, Brazil

⁷Also at Federal University of Rio Grande do Sul, Porto Alegre, Brazil

⁸Also at University of Chinese Academy of Sciences, Beijing, China

⁹Also at China Center of Advanced Science and Technology, Beijing, China

¹⁰Also at University of Chinese Academy of Sciences, Beijing, China

¹¹Also at China Spallation Neutron Source, Guangdong, China

¹²Now at Henan Normal University, Xinxiang, China

¹³Also at University of Shanghai for Science and Technology, Shanghai, China

¹⁴Now at The University of Iowa, Iowa City, Iowa, USA

¹⁵Also at an institute formerly covered by a cooperation agreement with CERN

¹⁶Also at Helwan University, Cairo, Egypt

¹⁷Now at Zewail City of Science and Technology, Zewail, Egypt

¹⁸Now at British University in Egypt, Cairo, Egypt

¹⁹Now at Cairo University, Cairo, Egypt

²⁰Also at Purdue University, West Lafayette, Indiana, USA

²¹Also at Université de Haute Alsace, Mulhouse, France

²²Also at Istinye University, Istanbul, Turkey

²³Also at an international laboratory covered by a cooperation agreement with CERN

²⁴Also at The University of the State of Amazonas, Manaus, Brazil

²⁵Also at University of Hamburg, Hamburg, Germany

²⁶Also at RWTH Aachen University, III. Physikalisches Institut A, Aachen, Germany

²⁷Also at Bergische University Wuppertal (BUW), Wuppertal, Germany

²⁸Also at Brandenburg University of Technology, Cottbus, Germany

²⁹Also at Forschungszentrum Jülich, Juelich, Germany

³⁰Also at CERN, European Organization for Nuclear Research, Geneva, Switzerland

³¹Also at HUN-REN ATOMKI - Institute of Nuclear Research, Debrecen, Hungary

³²Now at Universitatea Babeş-Bolyai - Facultatea de Fizica, Cluj-Napoca, Romania

³³Also at MTA-ELTE Lendület CMS Particle and Nuclear Physics Group, Eötvös Loránd University, Budapest, Hungary

³⁴Also at HUN-REN Wigner Research Centre for Physics, Budapest, Hungary

³⁵Also at Physics Department, Faculty of Science, Assiut University, Assiut, Egypt

³⁶Also at Punjab Agricultural University, Ludhiana, India

³⁷Also at University of Visva-Bharati, Santiniketan, India

³⁸Also at Indian Institute of Science (IISc), Bangalore, India

³⁹Also at Amity University Uttar Pradesh, Noida, India

⁴⁰Also at IIT Bhubaneswar, Bhubaneswar, India

⁴¹Also at Institute of Physics, Bhubaneswar, India

- ⁴²Also at University of Hyderabad, Hyderabad, India
- ⁴³Also at Deutsches Elektronen-Synchrotron, Hamburg, Germany
- ⁴⁴Also at Isfahan University of Technology, Isfahan, Iran
- ⁴⁵Also at Sharif University of Technology, Tehran, Iran
- ⁴⁶Also at Department of Physics, University of Science and Technology of Mazandaran, Behshahr, Iran
- ⁴⁷Also at Department of Physics, Faculty of Science, Arak University, ARAK, Iran
- ⁴⁸Also at Italian National Agency for New Technologies, Energy and Sustainable Economic Development, Bologna, Italy
- ⁴⁹Also at Centro Siciliano di Fisica Nucleare e di Struttura Della Materia, Catania, Italy
- ⁵⁰Also at Università degli Studi Guglielmo Marconi, Roma, Italy
- ⁵¹Also at Scuola Superiore Meridionale, Università di Napoli 'Federico II', Napoli, Italy
- ⁵²Also at Fermi National Accelerator Laboratory, Batavia, Illinois, USA
- ⁵³Also at Laboratori Nazionali di Legnaro dell'INFN, Legnaro, Italy
- ⁵⁴Also at Lulea University of Technology, Lulea, Sweden
- ⁵⁵Also at Consiglio Nazionale delle Ricerche - Istituto Officina dei Materiali, Perugia, Italy
- ⁵⁶Also at Institut de Physique des 2 Infinis de Lyon (IP2I), Villeurbanne, France
- ⁵⁷Also at Department of Applied Physics, Faculty of Science and Technology, Universiti Kebangsaan Malaysia, Bangi, Malaysia
- ⁵⁸Also at Consejo Nacional de Ciencia y Tecnología, Mexico City, Mexico
- ⁵⁹Also at Trincomalee Campus, Eastern University, Sri Lanka, Nilaveli, Sri Lanka
- ⁶⁰Also at Saegis Campus, Nugegoda, Sri Lanka
- ⁶¹Also at National and Kapodistrian University of Athens, Athens, Greece
- ⁶²Also at Ecole Polytechnique Fédérale Lausanne, Lausanne, Switzerland
- ⁶³Also at Universität Zürich, Zurich, Switzerland
- ⁶⁴Also at Stefan Meyer Institute for Subatomic Physics, Vienna, Austria
- ⁶⁵Also at Laboratoire d'Annecy-le-Vieux de Physique des Particules, IN2P3-CNRS, Annecy-le-Vieux, France
- ⁶⁶Also at Near East University, Research Center of Experimental Health Science, Mersin, Turkey
- ⁶⁷Also at Konya Technical University, Konya, Turkey
- ⁶⁸Also at Izmir Bakircay University, Izmir, Turkey
- ⁶⁹Also at Adiyaman University, Adiyaman, Turkey
- ⁷⁰Also at Bozok Universitetesi Rektörlüğü, Yozgat, Turkey
- ⁷¹Also at Marmara University, Istanbul, Turkey
- ⁷²Also at Milli Savunma University, Istanbul, Turkey
- ⁷³Also at Kafkas University, Kars, Turkey
- ⁷⁴Now at Istanbul Okan University, Istanbul, Turkey
- ⁷⁵Also at Hacettepe University, Ankara, Turkey
- ⁷⁶Also at Erzincan Binali Yildirim University, Erzincan, Turkey
- ⁷⁷Also at Istanbul University - Cerrahpasa, Faculty of Engineering, Istanbul, Turkey
- ⁷⁸Also at Yildiz Technical University, Istanbul, Turkey
- ⁷⁹Also at School of Physics and Astronomy, University of Southampton, Southampton, United Kingdom
- ⁸⁰Also at IPPP Durham University, Durham, United Kingdom
- ⁸¹Also at Monash University, Faculty of Science, Clayton, Australia
- ⁸²Also at Università di Torino, Torino, Italy
- ⁸³Also at Bethel University, St. Paul, Minnesota, USA
- ⁸⁴Also at Karamanoğlu Mehmetbey University, Karaman, Turkey

⁸⁵Also at California Institute of Technology, Pasadena, California, USA

⁸⁶Also at United States Naval Academy, Annapolis, Maryland, USA

⁸⁷Also at Ain Shams University, Cairo, Egypt

⁸⁸Also at Bingol University, Bingol, Turkey

⁸⁹Also at Georgian Technical University, Tbilisi, Georgia

⁹⁰Also at Sinop University, Sinop, Turkey

⁹¹Also at Erciyes University, Kayseri, Turkey

⁹²Also at Horia Hulubei National Institute of Physics and Nuclear Engineering (IFIN-HH), Bucharest, Romania

⁹³Now at another institute formerly covered by a cooperation agreement with CERN

⁹⁴Also at Texas A&M University at Qatar, Doha, Qatar

⁹⁵Also at Kyungpook National University, Daegu, Korea

⁹⁶Also at Yerevan Physics Institute, Yerevan, Armenia

⁹⁷Also at another international laboratory covered by a cooperation agreement with CERN

⁹⁸Also at Imperial College, London, United Kingdom

⁹⁹Also at Institute of Nuclear Physics of the Uzbekistan Academy of Sciences, Tashkent, Uzbekistan

¹⁰⁰Also at another institute formerly covered by a cooperation agreement with CERN

¹⁰¹Also at Northeastern University, Boston, Massachusetts, USA