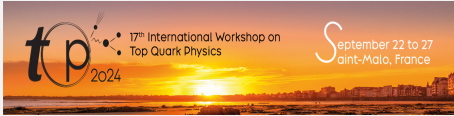


Search for flavour-changing neutral current couplings between the top quark and the Higgs boson in multilepton final states with the ATLAS detector

Shayma A. H. Wahdan^{1*}, On behalf of the ATLAS collaboration

¹ University of Wuppertal, Wuppertal, Germany

* shayma.wahdan@cern.ch



The 17th International Workshop on
Top Quark Physics (TOP2024)
Saint-Malo, France, 22-27 September 2024
doi:[10.21468/SciPostPhysProc.7](https://doi.org/10.21468/SciPostPhysProc.7)

Abstract

These proceedings present a search for flavour-changing neutral-current (FCNC) interaction involving the top quark, Higgs boson and either the up or the charm quark, using 140 fb^{-1} of 13 TeV proton–proton collision data from the ATLAS detector at the Large Hadron Collider. Two channels are considered: the production of top quark-antiquark pair with one top decaying via FCNC, and the associated production of a top quark and Higgs boson. Final states contain either two same-charge leptons, or three leptons of which two have the same charge. Observed (expected) upper limits on the branching ratios are determined as $\mathcal{B}(t \rightarrow Hu) < 2.8 (3.0) \times 10^{-4}$ and $\mathcal{B}(t \rightarrow Hc) < 3.3 (3.8) \times 10^{-4}$.

Copyright attribution to authors.

This work is a submission to SciPost Phys. Proc.

License information to appear upon publication.

Publication information to appear upon publication.

Received Date

Accepted Date

Published Date

1 Introduction

Flavour-changing neutral-current (FCNC) interactions are forbidden at tree-level in the Standard Model (SM) and are strongly suppressed at higher orders by the Glashow-Iliopoulos-Maiani (GIM) mechanism [1]. The SM predicts extremely small branching ratios for FCNC processes involving the top quark and Higgs boson, with $t \rightarrow Hq$ (where q is an up or charm quark) expected to occur at a rate of around 10^{-15} . However, various beyond the SM theories, such as the two-Higgs-doublet models [2], predict significantly enhanced ratios of up to 10^{-3} . Thus, any observation of these rare interactions at the LHC would indicate the existence of new physics beyond the SM. These proceedings summarize the search of FCNC interactions between the top quark and the Higgs boson in multi-lepton final state [3], based on data recorded with the ATLAS detector [4] in the years 2015 to 2018 at a centre-of-mass energy of 13 TeV.

Copyright 2024 CERN for the benefit of the ATLAS Collaboration. Reproduction of this article or parts of it is allowed as specified in the CC-BY-4.0 license.

2 FCNC search

2.1 Signal regions and background estimate

Signal regions are defined for FCNC interactions involving the top quark, the Higgs boson, and an up-type quark ($q = u, c$). The considered processes are the $t\bar{t}$ and Ht production. In $t\bar{t}$ production, one top quark decays via $t \rightarrow Hq$, making it enriched in the $t \rightarrow Hq$ decay signal; this is referred to as the 'Dec' channel. The other Ht production process, on the other hand, contains a larger fraction of $qg \rightarrow tH$ production and is referred to as the 'Prod' channel. The analysis focuses on final states containing either two same-sign leptons ($2\ell SS, \ell = e, \mu$) or three leptons ($3\ell, \ell = e, \mu$), with the latter requiring exactly two leptons to have the same charge. Example Feynman diagrams are shown in Figure 1.

Events are required to have at least one lepton with $p_T > 28$ GeV, while additional leptons must have $p_T > 10$ GeV. Additionally, each event must contain at least one jet, with at least one b-tagged jet to enhance signal purity. Additional selection criteria are applied to define the specific signal regions for the $2\ell SS$ and 3ℓ final states, and to suppress contributions from background processes.

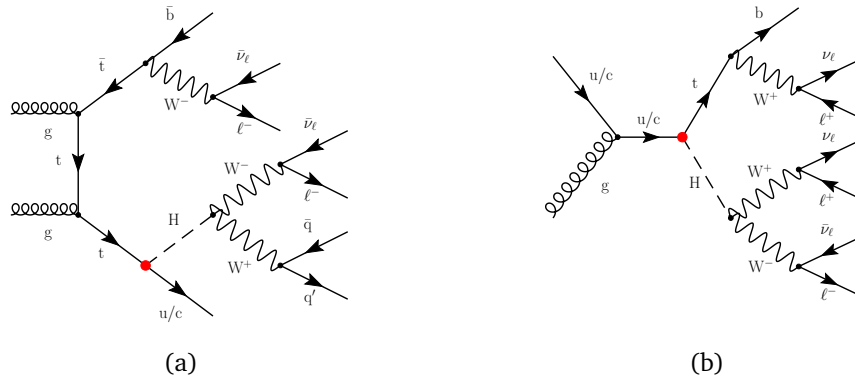


Figure 1: Example Feynman diagrams of the signal process: (a) $t\bar{t}(t \rightarrow Hq)$ decay resulting in the $2\ell SS$ final state, and (b) $gq \rightarrow Ht$ production signal process resulting in the 3ℓ final state.

Several SM background processes are present in the signal regions, with some processes simulated using Monte Carlo (MC) while others require dedicated treatment. A primary focus is on non-prompt leptons, which predominantly originate from B -hadron decays, mainly from $t\bar{t}$ production. The Template Fit Method is employed to estimate the rates of non-prompt leptons background, with normalisation factors determined through simultaneous maximum-likelihood fits in both the two-lepton and three-lepton final states. To ensure the validity of this method, several control regions are defined. Additionally, the $2\ell SS$ phase space is contaminated with events containing one prompt electrons with misidentified charge; this background, is modeled using a data-driven approach that incorporates events with SS and OS pair of electrons of an invariant mass around the mass of the Z -boson. Prompt-lepton backgrounds primarily arise from $t\bar{t}W$ and $t\bar{t}Z$ processes, where the normalisation of these backgrounds is left free-floating in the fit, for which control regions are defined to constrain their contributions. Minor backgrounds and other SM processes are grouped into an "Others" category, as their contributions are similar in the analysis phase space. A summary plot of all 2ℓ and 3ℓ control regions is shown in Figure 2. Overall, a good agreement between MC and data is observed.

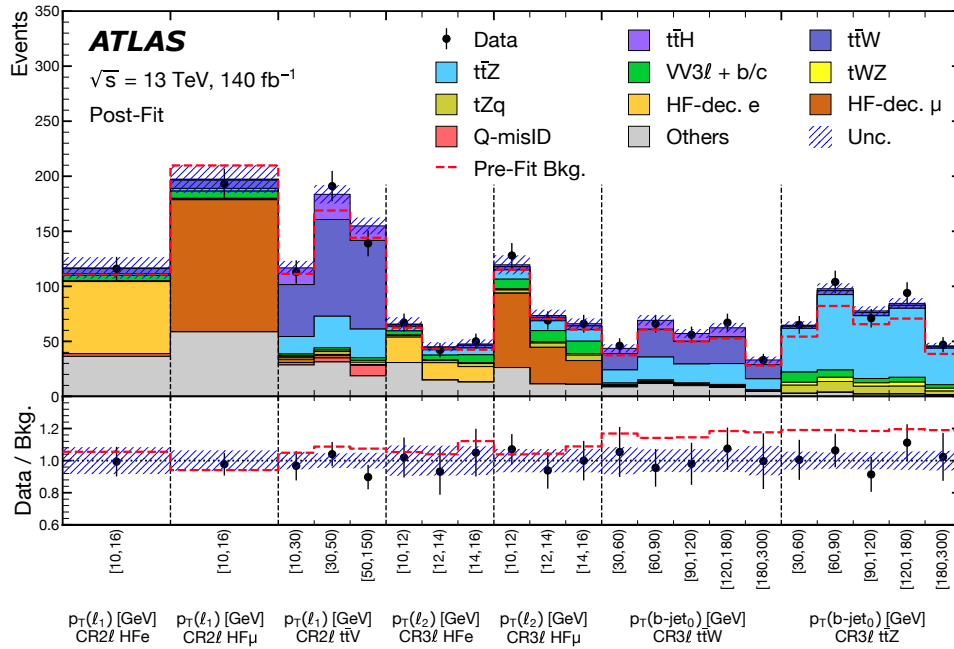


Figure 2: Summary plot of the fitted distributions in all control regions obtained from the signal-plus-background fit to data in the tHc channel.

2.2 Separation of signal and background

Two custom reconstruction algorithms, Recursive Jigsaw Reconstruction and the Neutrino Independent Combinatorics Estimator, are developed to create variables that enhance the separation between the signal and background. These variables are combined into a single discriminant, D_{NN} score, using artificial neural networks (NNs). Figure 3 shows example of reconstructed variable from each of the reconstruction algorithm, showing clear shape differences between the signal and the combination of all background processes.

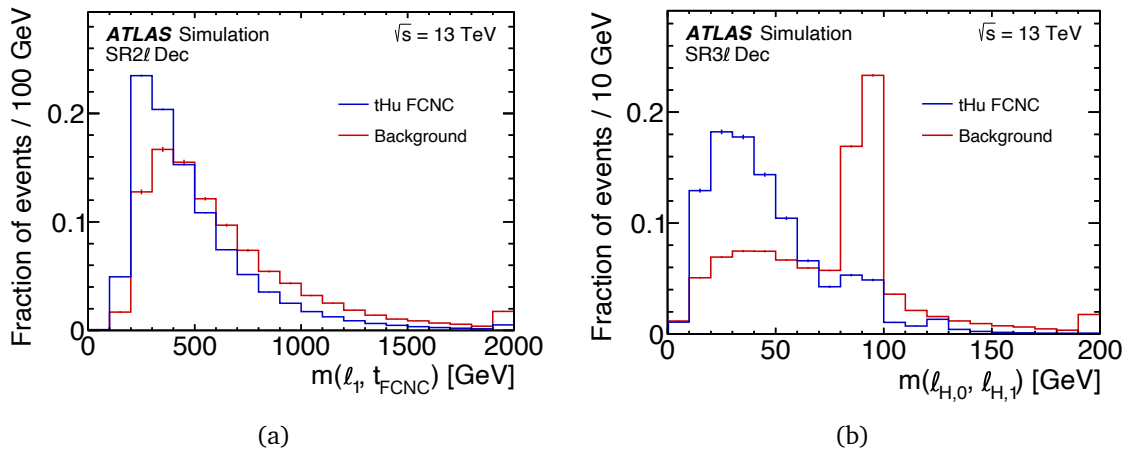
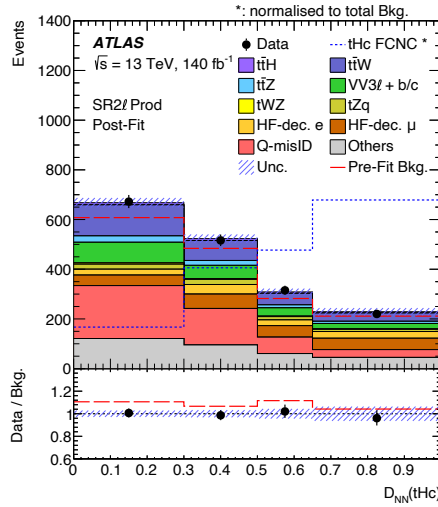


Figure 3: Probability densities for the tHu signal process and the sum of all background processes: (a) the mass of the second-highest p_T lepton (l_1) and the top quark decaying via $t \rightarrow Hu$ (t_{FCNC}) and (b) the mass of the two leptons with the smallest angular separation.

2.3 Results

The NN output distribution is used as input for the profile-likelihood fit to obtain the signal normalisation. Prior to performing a full fit to the data, a background-only fit is performed in regions with low signal sensitivity to ensure a consistent modeling of background processes. The post-fit D_{NN} distribution in one of the signal regions is shown in Figure 4. The best-fit value for the normalization of the $tHu(tHc)$ signal was found to be compatible with zero, showing no significant discrepancies beyond 1σ for any nuisance parameters. Therefore, upper exclusion limits on the branching ratio $\mathcal{B}(t \rightarrow Hq)$ and the Wilson coefficients of the effective field theory (EFT) dimension-6 operators $C_{u\phi}$ are calculated using the CL_s method [5]. Table 1 summarizes the observed and expected upper limits for both the tHu and tHc signals.



(a)

Figure 4: The D_{NN} distributions in one of the signal regions obtained from the signal-plus-background fit to data in the tHc channel. The dotted line represents the distribution of the signal, scaled to the number of background events. The dashed line depicts the sum of all background processes prior to the fit.

Table 1: The observed (expected) upper exclusion limits at 95 % confidence level (CL) on the branching ratio $\mathcal{B}(t \rightarrow Hq)$ and the absolute value of the Wilson coefficient $C_{u\phi}$.

Signal	Observed (expected) 95 % CL upper limits $\mathcal{B}(t \rightarrow Hq)$	$ C_{u\phi}^{qt,tq} $
tHu	$2.8(3.0) \times 10^{-4}$	0.71(0.73)
tHc	$3.3(3.8) \times 10^{-4}$	0.76(0.82)

These results from this search are combined with other ATLAS searches involving Higgs decay to $\tau\tau$, $b\bar{b}$, and $\gamma\gamma$. The combination improves the upper limits on branching ratios $\mathcal{B}(t \rightarrow Hu) < 2.6 \times 10^{-4}$ and $\mathcal{B}(t \rightarrow Hc) < 3.4 \times 10^{-4}$. The combined results are shown in Figure 5.

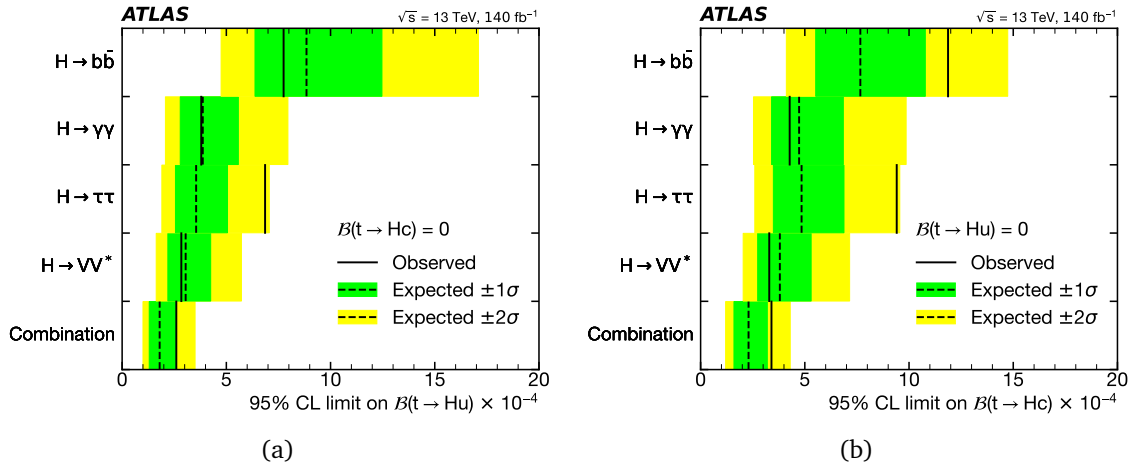


Figure 5: The 95 % CL upper limits on (a) $\mathcal{B}(t \rightarrow Hu)$ assuming $\mathcal{B}(t \rightarrow Hc) = 0$ and (b) $\mathcal{B}(t \rightarrow Hc)$ assuming $\mathcal{B}(t \rightarrow Hu) = 0$ for the individual searches and their combination.

3 Conclusion

These proceedings present a search for flavour-changing neutral currents (FCNC) in the interactions between the top quark, Higgs boson, and an up-type quark, using 140 fb^{-1} of LHC Run 2 data collected by the ATLAS detector. Stringent upper limits are set on the branching ratios $\mathcal{B}(t \rightarrow Hu)$ and $\mathcal{B}(t \rightarrow Hc)$, with no evidence of FCNC observed. These results represent the strongest constraints to date on these couplings, translating into limits on the effective field theory Wilson coefficients that describe the FCNC interactions. By combining this analysis with other ATLAS FCNC searches, further improvements in sensitivity are achieved, setting new benchmarks for future studies.

References

- [1] S. L. Glashow, J. Iliopoulos and L. Maiani, *Weak interactions with lepton-hadron symmetry*, Phys. Rev. D **2**, 1285 (1970), doi:[10.1103/PhysRevD.2.1285](https://doi.org/10.1103/PhysRevD.2.1285).
- [2] G. C. Branco, P. M. Ferreira, L. Lavoura, M. N. Rebelo, M. Sher and J. P. Silva, *Theory and phenomenology of two-Higgs-doublet models*, Phys. Rep. **516**, 1 (2012), doi:[10.1016/j.physrep.2012.02.002](https://doi.org/10.1016/j.physrep.2012.02.002), 1106.0034.
- [3] ATLAS Collaboration, *Search for flavour-changing neutral-current couplings between the top quark and the Higgs boson in multi-lepton final states in 13 TeV pp collisions with the ATLAS detector*, Eur. Phys. J. C **84**, 757 (2024), doi:[10.1140/epjc/s10052-024-12994-1](https://doi.org/10.1140/epjc/s10052-024-12994-1), 2404.02123.
- [4] ATLAS Collaboration, *The ATLAS Experiment at the CERN Large Hadron Collider*, JINST **3**, S08003 (2008), doi:[10.1088/1748-0221/3/08/S08003](https://doi.org/10.1088/1748-0221/3/08/S08003).
- [5] A. L. Read, *Presentation of search results: the CL_s technique*, J. Phys. G **28**, 2693 (2002), doi:[10.1088/0954-3899/28/10/313](https://doi.org/10.1088/0954-3899/28/10/313).