



Reweighting simulated events using machine-learning techniques in the CMS experiment

The CMS Collaboration*

Abstract

Data analyses in particle physics rely on an accurate simulation of particle collisions and a detailed simulation of detector effects to extract physics knowledge from the recorded data. Event generators together with a GEANT-based simulation of the detectors are used to produce large samples of simulated events for analysis by the LHC experiments. These simulations come at a high computational cost, where the detector simulation and reconstruction algorithms have the largest CPU demands. This article describes how machine-learning (ML) techniques are used to reweight simulated samples obtained with a given set of model parameters to samples with different parameters or samples obtained from entirely different models. The ML reweighting method avoids the need for simulating the detector response multiple times by incorporating the relevant information in a single sample through event weights. Results are presented for reweighting to model variations and higher-order calculations in simulated top quark pair production at the LHC. This ML-based reweighting is an important element of the future computing model of the CMS experiment and will facilitate precision measurements at the High-Luminosity LHC.

Submitted to Computing and Software for Big Science

1 Introduction

In particle physics, Monte Carlo (MC) event generators, paired with a detailed simulation of the experimental apparatus, are ubiquitous. The resulting MC simulations are crucial for simulating the detector response, estimating the acceptance and efficiency, and predicting signal and background contributions from different processes expected in data. These are indispensable for obtaining measurements corrected for detector effects that can be directly compared to theoretical predictions. In addition, MC simulations can be used for direct comparisons with collision data to extract parameters of the underlying theory [1].

Large MC samples with billions of events are needed to achieve the physics programme goals of experiments at the CERN LHC, such that the statistical precision of MC samples has a small effect on the total uncertainty of data analyses. The generation and simulation of these MC samples come at a significant computational cost, where the simulation of the detector response and the event reconstruction take more than 75% of the total CPU resources [2, 3]. In addition, the computing resources needed for producing MC samples are expected to increase by factors of ten or more [4] at the High-Luminosity LHC (HL-LHC) [4, 5]. The computing needs of the particle physics programme at the HL-LHC exceed those that can be met by scaling up computing facilities. Current estimates assume that 160 billion fully simulated and reconstructed MC events have to be produced per year after the start of the HL-LHC. This number may become larger by up to 30% because of events with negative weights in next-to-leading order (NLO) and next-to-NLO (NNLO) simulations, which reduce the statistical precision of the MC samples. Research and development in several areas are ongoing to meet the strategic goal of minimizing CPU and storage requirements to enable the LHC experiments to make full use of the physics potential offered by the large amount of data expected from the HL-LHC.

An important part of these efforts is a reduction in the size and number of MC samples needed for data analyses without compromising the precision and accuracy of analyses. For the evaluation of systematic uncertainties connected to approximations made in the MC event generators, additional samples are typically created. These samples are generated with fewer events than the nominal samples because of limited computing resources. However, the smaller size of these samples can become a limiting factor in precision analyses even with existing data sets. For example, in a recent measurement of the top quark-antiquark ($t\bar{t}$) pair production cross section in proton-proton (pp) collisions at a centre-of-mass energy $\sqrt{s} = 13$ TeV, a simultaneous fit of the $t\bar{t}$ cross section and the mass parameter of the top quark in the MC simulation m_t^{MC} is performed [6]. The dominant contribution to the uncertainty in m_t^{MC} arises from the limited statistical precision of the MC samples used for the systematic uncertainty estimation. While a regularization procedure might be considered to smooth out fluctuations, such an approach harbours the risk of weakening genuine physical effects and does not prevent the need to simulate the detector response for additional samples.

In this article, a method is introduced that allows for reweighting MC samples at generator level to represent all relevant aspects of samples from various simulation programs or generated with different parameter values. The reweighting of the entire event is obtained using machine-learning (ML) algorithms, where the output can be stored and applied on a centrally produced MC sample generated with a set of nominal parameter values. In this way, the detailed detector simulation is needed only for one MC sample, which lowers the computational cost. In addition, this approach allows the determination of modelling uncertainties with higher precision because of the increased statistical accuracy of the nominal sample compared to the smaller samples obtained with modelling variations. While the generation of other samples than the nominal one is still needed for the training of the ML model, the de-

tector simulation and reconstruction algorithms do not have to be run on these samples, since the reweighting is done on kinematic variables available at generator level. This saves a considerable amount of CPU resources. In addition, the ML model takes negligible storage space compared to samples with millions of events, such that this approach helps to reduce the data storage needs of particle physics experiments. The user can seamlessly incorporate the trained ML model into the analysis workflow at any stage.

Reweighting can be described in terms of multi-dimensional densities p_i . The conditional densities $p_1(x)$ and $p_2(x)$ describe two densities in a set of given quantities of interest x . The density ratio estimate $p_1(x)/p_2(x)$ is applied as a weight to the density $p_2(x)$ to obtain a conditional density matching $p_1(x)$. In standard reweighting approaches, the density ratio estimate is calculated in intervals of x . The result is sensitive to the chosen size of the intervals and the dimension of x is in practice not larger than two because higher dimensionalities necessitate very large sample sizes. Instead, reweighting techniques based on ML do not have these limitations. There are no restrictions on the dimension of x and the training can be performed by continuously sampling from the initial and target distributions, such that inaccuracies due to binning effects are avoided and correlations between the elements of x are accurately reproduced. In addition, ML techniques allow for an interpolation of the reweighted densities in the parameters, resulting in a continuous dependence on the parameters in the simulation of collision events. Several ML methods have been developed in the context of particle physics for reweighting simulations, including boosted decision trees to derive event weights [7], neural networks (NNs) to learn the likelihood ratio between different simulations [8–10], or input convex neural networks [11] to calibrate simulated events [12]. Normalizing flows [13, 14] can be used to learn a mapping between the initial and target distributions, e.g. to calibrate simulation to match data [15], but also to learn the conditional probability distribution of the initial data, from which events following a different conditional distribution can be sampled [16–18]. Reweighting techniques based on ML methods can also enhance the precision of generative adversarial networks [19].

The “deep NN using classification for tuning and reweighting (DCTR)” [9] method can be applied to different scenarios. In this article, the DCTR approach is used for reweighting simulated events of $t\bar{t}$ production to two modelling variations, important for the estimation of systematic uncertainties in the CMS experiment [20]. In addition, the reweighting of an NLO simulation to an NNLO simulation of $t\bar{t}$ production is presented.

The paper is organized as follows. In Section 1, a brief description of the ML reweighting method is given. In Section 3, the discrete reweighting of the h_{damp} parameter is presented, which governs the amount of radiation from the parton shower (PS) in events generated with POWHEG v2 [21–23]. The continuous reweighting of a parameter affecting the fragmentation of b quarks in PYTHIA 8 [24] is described in Section 4. The predictions obtained from the NLO POWHEG HVQ [22] event generator are reweighted to the predictions from the POWHEG MiNNLO [25–28] event generator at NNLO, both interfaced with PYTHIA 8 for the simulation of the PS and hadronization, in Section 5. Finally, the implementation of the method within the CMS analysis and reconstruction software is described in Section 6. The paper is summarized in Section 7.

2 Deep neural network using classification for tuning and reweighting

The DCTR approach is based on a deep NN to reweight MC samples obtained from one simu-

lation to resemble the features of a different simulation or a simulation with varied model parameters. This is achieved by using the full kinematic and flavour information in the event [9]. The method combines an ML architecture for including the particle information [29] with a parameterized classifier [8, 30] to reweight one simulation such that it resembles all relevant features of another. We have chosen this approach for two main reasons. First, it allows for full phase space reweighting, using all the event information such as kinematic and particle type variables and enabling posterior projections onto any desired variable. Second, this method allows for a continuous reweighting as a function of any parameter in the simulation, which is exploited in the b quark fragmentation study in Section 4. A full phase space reweighting is important to achieve the best possible precision when estimating modelling uncertainties from a change of parameters in the MC simulation. Its significance becomes particularly pronounced in the context of reweighting from a simulation at NLO to the one at NNLO accuracy. In this scenario, where we have a three-particle phase space (t , \bar{t} , and one additional parton) and a four-particle phase space (t , \bar{t} , and two additional partons), the method remains effective for all observables derived from the $t\bar{t}$ system using information about the t and \bar{t} quarks, and the combined $t\bar{t}$ system in the training. This stands in contrast to standard reweighting methods, typically involving ratios in bins of two distributions, which might be suboptimal for observables not included in the calculation of these ratios.

2.1 The likelihood ratio trick

The first ingredient of the full phase space reweighting technique is a prescription to derive event weights. Consider two simulations describing the same phase space, denoted as Ω , characterized by the probability densities $p_1(x)$ and $p_2(x)$, where the set of variables $x \in \Omega$. Assuming both densities have the same support, the function $w(x) = p_1(x)/p_2(x)$ serves as the optimal per-event weight for transforming the second simulation to match the first. This weight function can be effectively approximated by training an ML classifier to discern between the two simulations. For example, an NN function $f(x)$ is trained using the binary cross-entropy loss

$$\text{loss}(f(x)) = - \sum_{i \in \alpha} \ln f(x_i) - \sum_{i \in \beta} \ln (1 - f(x_i)), \quad (1)$$

where α and β represent sets of events from the two simulations, i.e. the two classes the binary cross-entropy loss is set up to distinguish between. The likelihood ratio trick states that $f(x)/(1 - f(x)) \approx p_1(x)/p_2(x)$ [9]. As a consequence, the weight function $w(x)$, which is the quantity of interest, can be approximated from the network function $f(x)$ as $w(x) \approx f(x)/(1 - f(x))$. The benefit of parameterizing $f(x)$ as an NN is that ML algorithms can readily analyse all of Ω . In the case of MC events with weights, for example from simulations at NNLO accuracy, Eq. (1) is modified to become

$$\text{loss}(f(x)) = - \frac{1}{N} \sum_i w_i^{\text{MC}} \left(y_i \ln f(x_i) + (1 - y_i) \ln (1 - f(x_i)) \right), \quad (2)$$

where w_i^{MC} is the MC weight for event i , y_i the true label of an event that is either 1 or 0 depending on whether the event belongs to class 1 or 2, respectively, and $f(x_i)$ is the network function predicting the class of event i . A discussion on negative event weights is provided later in Section 5.

An important reweighting scenario is when the two simulations have been obtained using the same simulation program but with different parameter values θ . In this case, θ becomes the reweighting parameter. For example, when modelling uncertainties are evaluated, one may want to transform $p_\theta(x)$ into $p_{\theta+\delta\theta}(x)$. This is equivalent to reweighting an MC sample

obtained with the nominal value of a given parameter to match a sample with a variation in this parameter, $\theta + \delta\theta$. Additionally, the NN reweighting approximation in Eq. (1) can be extended to the continuous case by adding θ as a parameter to the network function which becomes $f(x, \theta)$ [8, 30]. In this case, the training data are generated with a uniform distribution over a range of θ and Eq. (1) becomes

$$\text{loss}(f(x, \theta)) = - \sum_{i \in \theta_0} \ln f(x_i, \theta) - \sum_{i \in \Theta} \ln (1 - f(x_i, \theta)). \quad (3)$$

Here, the NN is trained to distinguish between the sample generated with the nominal value of the reweighting parameter θ_0 and a sample obtained with a set of values in the parameter θ , denoted by Θ .

2.2 Neural network architecture

The final component of the DCTR method is an NN architecture that can efficiently capture all the crucial aspects of the phase space. We use the particle-flow network (PFN) [29], based on the deep sets framework [31], for this task. The PFN is constructed to include the full event information, such as the particle four-momenta and auxiliary information, like the particle type. The reweighting parameter θ can also be used to parameterize the NN with the loss function given in Eq. (3).

The PFN is composed of two interconnected neural networks, F and Φ ,

$$f(p_i) = F \left(\sum_{i=1}^N \Phi(p_i) \right), \quad (4)$$

where p_i represents the properties of particle i (momentum and type), as well as the reweighting parameter θ . The two networks are integrated into a single model, by sequentially passing data through both networks, with the output layer of Φ connected to the input layer of F . The network Φ processes each particle individually, providing a per-particle internal (latent) representation. The network F takes the sum of these latent representations from all particles to produce an overall event-level representation. The dimension of the latent space is determined by the number of dimensions used to represent the input data in a compressed form within the NN. Specifically, the input particles are embedded in an l -dimensional latent space using Φ , while F is an NN that maps $R^l \rightarrow R$. The intermediate step involves creating an event-level representation by summing the latent representations of all particles. Finally, the output of the network F is a softmax discriminant, which distinguishes between the two classes. More details on the PFN and the setup used in this article are given in Ref. [29].

We set up the NN Φ with two hidden layers, each with 100 nodes. The classifier F comprises three hidden layers and two output nodes for binary classification, where each hidden layer consists of 100 nodes. The latent space has dimension 128. The ReLU [32] activation function is used for all layers, except for the classification output that uses the softmax function. All models are implemented in KERAS [33] with the TENSORFLOW back end [34], passing the data sequentially through both networks. The ADAM [35] optimization algorithm is used to update the NN parameters during the training for minimizing the cross-entropy loss function for 100 epochs, where each epoch represents a complete pass of the entire training data set through the network. The training and validation loss functions measure the performance of the NN on training and validation data, respectively, checking how well the NN predictions match the true values. To prevent overfitting during training, the ‘‘early stopping’’ method is used to stop the training process if the validation loss does not improve for a certain number of epochs. For

example, a patience value of 10 indicates that the training is stopped after 10 epochs without improvement of the validation loss. We use an early stopping with patience values of 10 for both h_{damp} and b quark fragmentation trainings and with patience values of 30 for MiNNLO training. The learning rate is set to 0.001 in all scenarios. A hyperparameter optimization, specific for each case, is performed for the size of the training inputs and the batch size, where the latter refers to the number of events in the training samples processed simultaneously before the model parameters are updated. Specific samples have been generated for each of the scenarios discussed in this paper.

3 Parton shower matching uncertainties in simulated $t\bar{t}$ production

The CMS experiment uses a setup of POWHEG+PYTHIA 8 to generate $t\bar{t}$ MC samples that are used in physics analyses. This is done by simulating the hard process of $t\bar{t}$ production with the HVQ program [22] in the POWHEG v2 [21, 23] generator, which is interfaced with PYTHIA 8.240 [24] for parton showering and hadronization. In this configuration, POWHEG simulates inclusive $t\bar{t}$ production with matrix elements at NLO accuracy in quantum chromodynamics (QCD). A resummation damping factor called h_{damp} controls the matching of the matrix elements with the PS. It changes the scale of the first emission from the hard process and regulates the radiation at high transverse momentum p_T . The h_{damp} parameter enters the simulation in a damping function D , which reduces the real contribution to the Sudakov form factor [36] and is given by

$$D = \frac{h_{\text{damp}}^2}{p_T^2 + h_{\text{damp}}^2}. \quad (5)$$

Here, p_T refers to the transverse momentum of the top quark or antiquark and $h_{\text{damp}} = hm_t$, where h is a real number and m_t is the top quark mass of $m_t = 172.5 \text{ GeV}$. This value is consistent with the most precise result on the top quark mass $m_t = 172.52 \pm 0.33 \text{ GeV}$, obtained by the combination [37] of ATLAS and CMS measurements. The parameter h_{damp} affects the kinematic properties of all particles in the event, most notably the p_T of the $t\bar{t}$ system $p_T(t\bar{t})$ and its pseudorapidity $\eta(t\bar{t})$, where the definition of the coordinate system is given in Ref. [20].

Since the MC parameter h_{damp} is not a physical quantity, its nominal value needs to be determined from the measurement. Such estimations result in a sizeable uncertainty in h_{damp} [38], which can in turn translate into one of the leading systematic uncertainties in precision studies of the top quark. Because the h_{damp} parameter cannot be reweighted internally by MC generators, additional MC samples obtained for different values of h_{damp} are necessary to estimate the associated modelling uncertainty. Therefore, the h_{damp} parameter is an ideal case for a reweighting with the DCTR method.

3.1 The h_{damp} parameter in CMS

In the CMS experiment, two variations of the h_{damp} parameter with respect to its nominal value are considered to estimate the uncertainty associated with this parameter. The nominal value of h_{damp} is set to $1.379 m_t$ [38]. The up and down variations are $2.305 m_t$ and $0.8738 m_t$, obtained from a tune to data. Figure 1 shows the effect of these variations in h_{damp} for distributions in $p_T(t\bar{t})$ and $\eta(t\bar{t})$. Differences in the cross sections up to 10% are observed in the resummation region of $p_T(t\bar{t}) \sim 250 \text{ GeV}$. At higher $p_T(t\bar{t})$, the effect is negligible and is expected to vanish for $p_T(t\bar{t}) > 1 \text{ TeV}$ [39], such that applying an NN weight of 1 is sufficient. A difference of about 5% is observed in $\eta(t\bar{t})$.

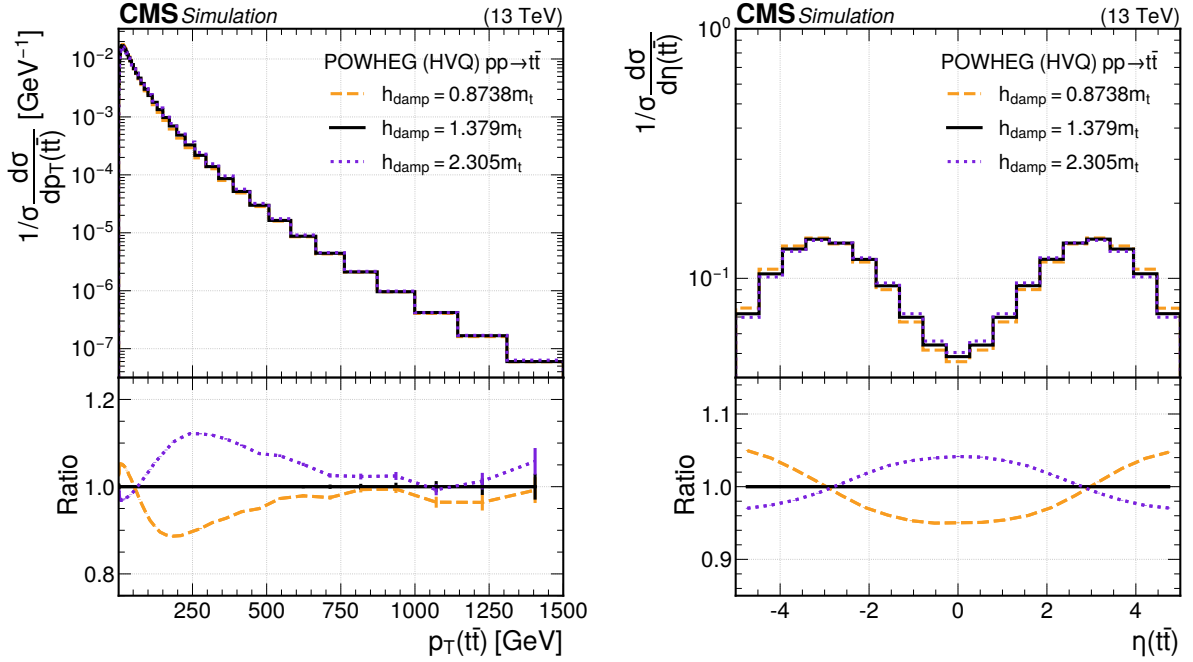


Figure 1: The normalized differential cross section of $t\bar{t}$ production in pp collisions at 13 TeV as a function of the p_T (left) and η (right) of the $t\bar{t}$ system obtained with the POWHEG program. The standard setting of $h_{\text{damp}} = 1.379 m_t$ (black solid lines) is compared to down (orange dashed lines) and up (violet dotted lines) variations in h_{damp} . The ratios of the predictions with the h_{damp} variations to the nominal one are shown in the lower panels. The vertical bars, in the ratio panels, represent the statistical uncertainties in the MC samples.

In the CMS experiment, the samples generated with the two variations of h_{damp} are produced with fewer events, less than half the number of events in the nominal sample, where the latter could be of the order of several billion events. The ML reweighting method studied in this paper presents a valuable alternative, ensuring consistent MC statistical uncertainties from both the nominal and variation samples. Since this approach increases the statistical precision of the samples with varied h_{damp} parameters, it promises to enhance the precision of future analyses.

3.2 Training sample and NN parameters

We train two different NN models to reweight the nominal h_{damp} MC simulation to the two variations. Each NN model uses a binary classification output to distinguish between the nominal and up/down variations. The NN is trained using the parton-level information at the matrix element level. The t and \bar{t} information is passed to the NN for training. The particles are represented by their four-momenta and type, where the latter is encoded as a particle ID (PID) number. The set of input variables per particle is given by $(p_T, y, \phi, m, \text{PID})$, where y denotes the rapidity, ϕ the azimuthal angle, and m the mass. The inputs to the NN are scaled to values of order $\mathcal{O}(1)$ before the training. The parameter m is divided by 244 GeV, which is found to be the maximum value of m in the training sample, and $\log(p_T/1 \text{ GeV})$ is used instead of p_T . For each setting of the h_{damp} parameter, 40 million events are generated. Of the resulting 80 million events for the up and down variations in h_{damp} , 75% are used for training and 25% for validation. For both variations in h_{damp} , we find that a batch size of 40 000 events gives the best results.

3.3 Results

The performance of the training is evaluated by examining the values of the loss functions on the training and validation data sets. The graphs of the loss and validation loss functions are shown in Fig. 2, representing the NN models trained with the down (left) and up (right) variations of h_{damp} . The NN has been trained for about 40 epochs for the model trained with the down variation of h_{damp} and 30 epochs for the model trained with the up variation of h_{damp} .

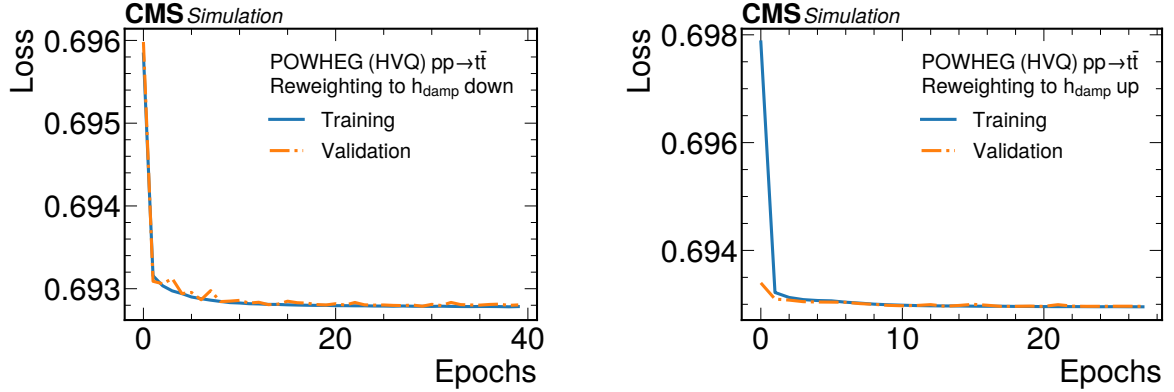


Figure 2: The NN histories of the training for the h_{damp} parameter reweighting. Shown are the loss functions for the training data (blue solid line) and the validation data (orange dash-dotted line) for the down (left) and up (right) variations of h_{damp} .

We test the performance of the reweighting using statistically independent test samples of 100 million events. The weights are found to be close to unity with a standard deviation of about 0.1. No weights smaller than 0.8 and larger than 1.2 are observed. The weights from the trained model are then applied to reweight an MC sample with $h_{\text{damp}} = 1.379 m_t$ to the up and down variations with $h_{\text{damp}} = 2.305 m_t$ and $0.8739 m_t$, respectively. The effect of the reweighting on the distributions in $p_T(\bar{t}\bar{t})$ and $\eta(\bar{t}\bar{t})$ is shown in Fig. 3. The accuracy of the reweighting is quantified by the ratio to the nominal sample, shown below each distribution. The target samples, i.e. the samples generated with the variation of h_{damp} , and the reweighted ones agree within 1% in $\eta(\bar{t}\bar{t})$. Deviations of up to 2% are observed for $p_T(\bar{t}\bar{t}) \gtrsim 400$ GeV. Translating this deviation into an uncertainty, the precision of the reweighting is comparable to the statistical precision of a sample with about 250 million events taking into account branching fractions of the $t\bar{t}$ system and typical analysis efficiencies. The effect of the ML reweighting on the p_T and y distributions of the additional parton has also been checked, reaching the same precision as that of the $t\bar{t}$ system.

The accuracy of the reweighting is further tested on $t\bar{t}$ events after the PS and hadronization, where both effects have been simulated with PYTHIA 8. This test is performed to verify that the model trained on parton-level information works for events at the level of stable particles (particle level). Results of the reweighting for distributions obtained at the particle level are shown in Fig. 4. Distributions in the jet multiplicity N_{jet} and the scalar p_T sum of all jets in the event (H_T) are presented for jets with $p_T > 30$ GeV and $|\eta| < 2.4$. The jets are found using the anti- k_T jet algorithm [40] with a distance parameter of $R = 0.4$. The target distributions obtained from samples generated with the up variation of h_{damp} agree with the reweighted ones within 1% in both observables.

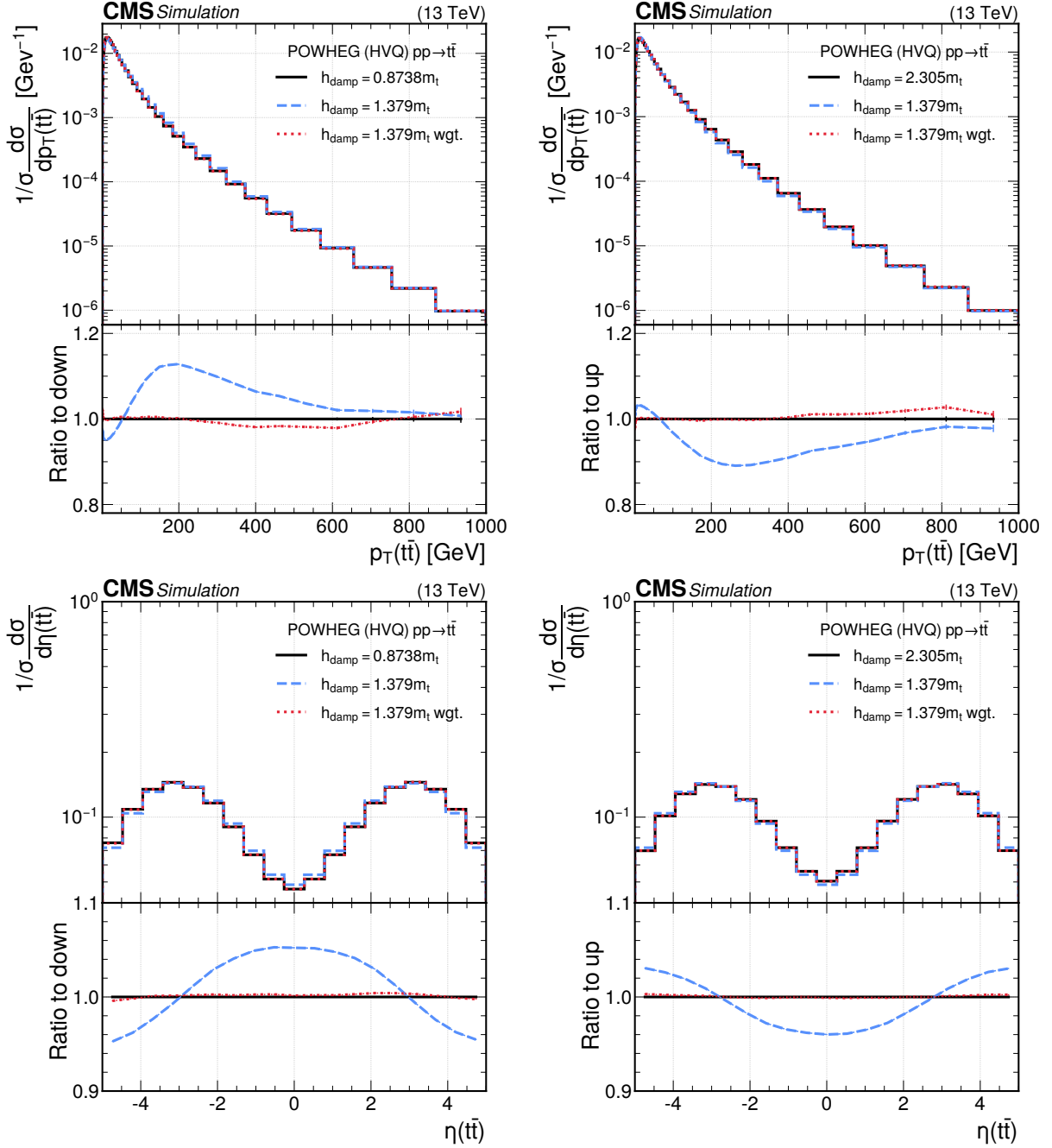


Figure 3: The normalized differential cross section as a function of the p_T (upper) and η (lower) of the $t\bar{t}$ system. The black solid line shows the predictions from the down (left) and up (right) variations in h_{damp} , and the blue dashed line presents the prediction from the nominal sample. The red dotted line indicates the nominal sample reweighted to the down (left) and up (right) h_{damp} variations using the DCTR method. The ratios to the samples with the target values of h_{damp} are displayed in the lower panels, together with their almost negligible statistical uncertainties (vertical error bars).

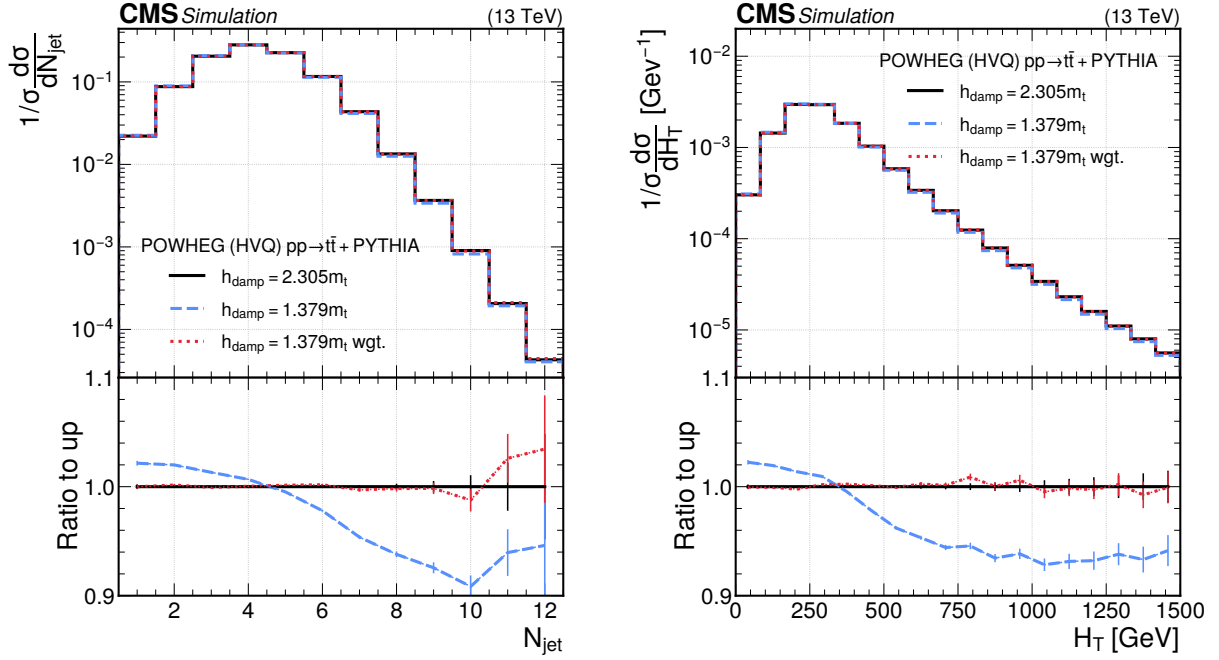


Figure 4: The normalized differential cross section as a function of N_{jet} (left) and H_T (right). The black solid line shows the predictions from the up variation in h_{damp} and the blue dashed line presents the prediction from the nominal sample. The red dotted line indicates the nominal sample reweighted to the h_{damp} variation using the DCTR method. The ratios to the target distributions are displayed in the pads below, where the vertical bars represent statistical uncertainties.

3.4 Statistical uncertainty of the method

The statistical precision of the reweighting method is evaluated by repeating the training procedure 50 times [41]. Each training uses 80 million events, randomly chosen from a sample of 200 million events. The results from the 50 different trainings, expressed in ratios of reweighted to target distributions in $p_T(\bar{t}\bar{t})$ and $\eta(\bar{t}\bar{t})$, are presented in Fig. 5. The average from the 50 reweighted distributions is shown together with the statistical uncertainty, obtained from the standard deviation of these distributions. The statistical uncertainty ranges from less than 0.5% at small values of $p_T(\bar{t}\bar{t})$ up to about 2% at $p_T(\bar{t}\bar{t})$ of about 900 GeV. In $\eta(\bar{t}\bar{t})$, a statistical uncertainty of less than 1% is found. The target sample, generated with the up variation of h_{damp} , and the average value of the 50 reweighted samples are found to be compatible within the statistical uncertainty of the method. The statistical uncertainty of the method is of the same size as the deviation between the target distribution and the nominal result in Fig. 3.

4 The b quark fragmentation

A significant source of uncertainty in precision top quark studies is the fragmentation of b quarks into hadrons. The b quark from the decay $t \rightarrow Wb$ fragments into a b hadron and several lighter hadrons. This process is described in PYTHIA by the Lund string model [24], where the probability for the b hadron to carry the momentum fraction z of the b quark momentum is given by the Lund–Bowler fragmentation function [42, 43],

$$f_B(z) = \frac{1}{z^{1+br_b m_b^2}} (1-z)^a \exp\left(-\frac{bm_T^2}{z}\right). \quad (6)$$

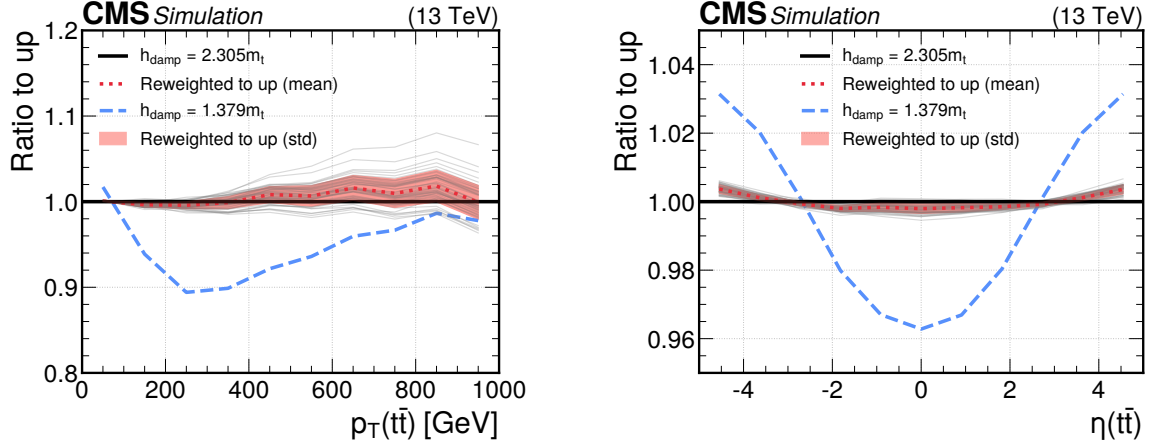


Figure 5: Ratios between the h_{damp} target distributions in $p_T(t\bar{t})$ (left) and $\eta(t\bar{t})$ (right), and 50 different reweightings (grey solid lines). The ratio to the target before the reweighting is shown as a blue dashed line and the mean of the different reweightings as a red dotted line. The red band represents the statistical uncertainty of the method obtained from the standard deviation of the 50 reweighted samples.

The transverse mass of the b hadron is given by $m_{\text{T}}^2 = m_{\text{B}}^2 + (p_{\text{T}}^{\text{B}})^2$, where m_{B} and p_{T}^{B} are the b hadron mass and transverse momentum, respectively. The free parameters a and b are universal for all quarks. Their values $a = 0.68$ and $b = 0.98 \text{ GeV}^{-2}$ were obtained from a fit to data sensitive to light-quark fragmentation in the Monash tune [44], such as charged-particle multiplicities and momentum fractions. The Lund–Bowler parameter r_{b} and the b quark mass m_{b} are specific to the fragmentation of b quarks, where the latter is set to 4.78 GeV [44]. In the Monash tune, which is the default for fragmentation in PYTHIA 8, $r_{\text{b}} = 0.855$ is obtained.

Changing the r_{b} parameter in the event simulation affects certain observables sensitive to the b quark fragmentation. An important example is x_{b} , which is defined as the normalized b hadron energy fraction. At the level of stable particles, it is given by [45, 46]

$$x_{\text{b}} = \frac{2p_{\text{B}} \cdot p_{\text{t}}}{m_{\text{t}}^2} \frac{1}{1 - m_{\text{W}}^2/m_{\text{t}}^2}, \quad (7)$$

where p_{B} and p_{t} are the four-momenta of the b hadron and the top quark, respectively, and m_{W} is the W boson mass. Changes in the value of r_{b} affect the distribution in x_{b} , which can lead to efficiency differences in the identification of b jets and can result in sizeable systematic uncertainties in data analyses.

In CMS, the default underlying event tune for 13 TeV analyses is the CP5 tune [38]. Besides other differences from the Monash tune, it uses a smaller value of the strong coupling in the final-state shower, $\alpha_{\text{S}} = 0.118$, than the Monash tune, which uses $\alpha_{\text{S}} = 0.1365$. The r_{b} value is not changed in the CP5 tune. Nevertheless, a re-derivation of the r_{b} parameter on top of the CP5 tune with e^+e^- data from LEP results in $r_{\text{b}} = 1.056^{+0.196}_{-0.200}$. In this paper, two NN models are constructed to reweight the sample generated with the CP5 tune with $r_{\text{b}} = 0.855$ to the nominal and up variation of the r_{b} parameter values of 1.056 and 1.252. For the down variation, the generated value of $r_{\text{b}} = 0.855$ is used, which almost coincides with $r_{\text{b}} = 0.856$ obtained from the reanalysis of LEP data. In addition, a continuous reweighting is implemented using ten distinct values of the r_{b} parameter during training. A single NN model is trained to reweight

the generated sample to any arbitrary value of r_b within the interval $[0.6, 1.4]$, allowing for an interpolation among the ten r_b values.

4.1 Training sample and NN parameters

Approximately one million events for each r_b value are used in the discrete reweighting for the training and validation. In the case of the continuous reweighting, the NN is trained on 10 million events, where 5 million events were generated with $r_b = 0.855$ and another 5 million events for ten different r_b values within the interval $[0.6, 1.4]$, i.e. 500 000 events were generated for each value of r_b . In both scenarios, 90% of the events are allocated for training and 10% for validation. The NN architecture is identical to the one described in Section 2.2. A batch size of 1000 is found to give optimal results. The NN is trained using the particle-level information of the events produced with PYTHIA 8. In this case, the input variables to the NN are x_b of t and \bar{t} , as given in Eq. (7), and the value of r_b serving as reweighting parameter. The observable x_b comprises the relevant information from the event, as it includes the four-momenta of the top quarks and the b hadrons in the event. The four-momenta of t and \bar{t} are taken from the last copy in the PYTHIA 8 event record before the decay, and the first copy of the b hadrons are used. The input variable r_b is close to unity and the variable x_b is defined in the interval $[0, 1]$. However, while the energy of a b hadron cannot exceed that of the parent bare b quark, this is no longer true in a real collision event, where energy in the hadronization can come from other parts of the final state, such as the underlying event, which is particularly relevant at the LHC. As a result, although most events fall within the range $x_b \in [0, 1]$, a few values of x_b may exceed unity.

4.2 Results

The training performance is evaluated by examining the training and validation loss values, where the NN training is stopped after about 20 epochs in both cases. The weights obtained from the reweighting are found to be in the intervals $[0.6, 1.4]$ for the reweighting to $r_b = 1.056$ and $[0.2, 2.5]$ for the reweighting to $r_b = 1.252$. The performance of the reweighting is studied with statistically independent samples with $\sim 2\,000\,000$ events. In particular, the effect of the reweighting on the x_b and p_T^B distributions is shown in Fig. 6. We find that the reweighted distributions and the distributions simulated with the target r_b values agree within the statistical uncertainties.

The same procedure is applied to the continuous reweighting in r_b , using statistically independent samples with 500 000 events. To evaluate the goodness of the reweighting for the ten different r_b values involved in the training, a χ^2 test is performed and the results are shown in Fig. 7. This test evaluates the difference between the target distribution generated with a given value of r_b and the nominal distribution obtained for $r_b = 0.855$. Before the reweighting, χ^2 values per number of degrees of freedom (NDF = 50) of about 80 for p_T^B and 650 for x_b are found for the distributions with the largest differences in r_b to the nominal value. After the reweighting, we find excellent agreement with the target distributions in x_b and p_T^B for all points considered in the interval $[0.6, 1.4]$, with χ^2/NDF values of about unity.

4.3 Statistical uncertainty of the method

The statistical precision of the discrete reweighting method is evaluated by repeating the training procedure 50 times [41]. Each training uses two million events, randomly chosen from a sample of 26 million events. The results from the 50 different trainings, expressed in ratios of reweighted to target distributions in x_b and p_T^B , are presented in Fig. 8. The average from the 50

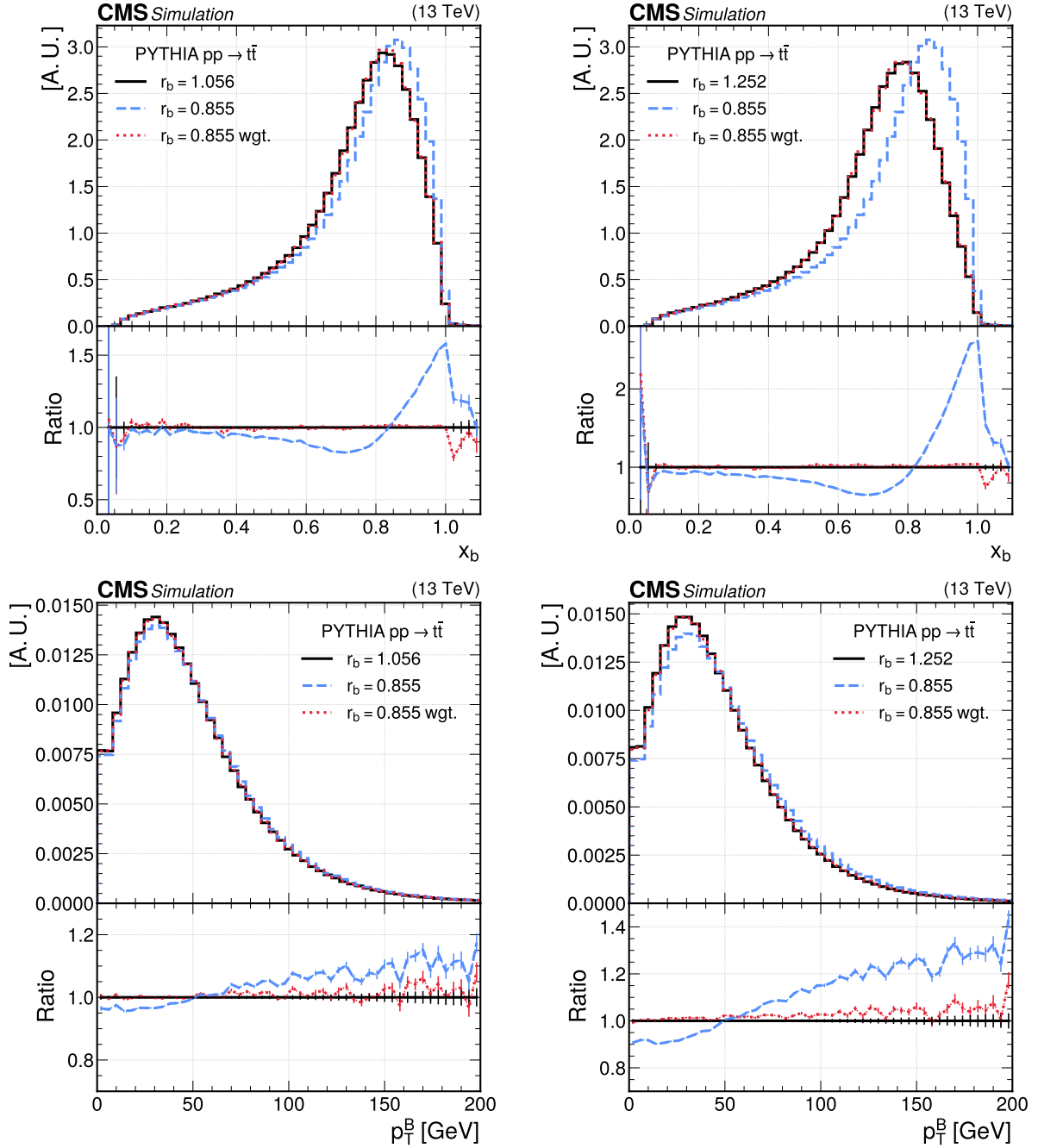


Figure 6: Distributions in x_b (upper) and p_T^B (lower) from $t\bar{t}$ simulations with PYTHIA 8 with value $r_b = 0.855$ (dashed blue line) and a second value of r_b (solid black line). The nominal sample reweighted to $r_b = 1.056$ (left) and $r_b = 1.252$ (right) is shown as red dotted lines. Below each distribution, the ratios to the target distribution are displayed, where the vertical bars represent the statistical uncertainties.

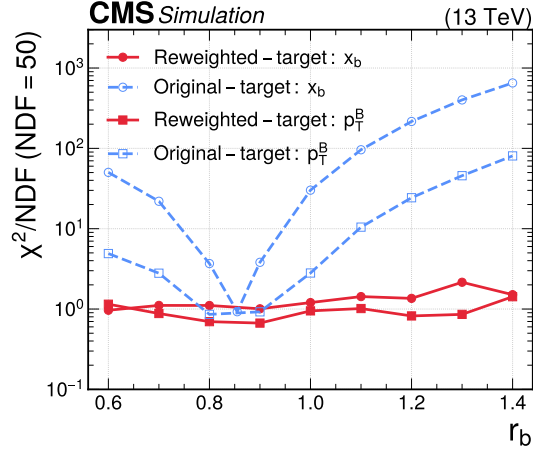


Figure 7: Values of χ^2/NDF obtained for distributions in x_b (circles) and p_T^B (squares), where target distributions for events with different r_b values are compared to a distribution with the nominal value of $r_b = 0.855$ before the reweighting (blue dashed line) and after the reweighting to the target value of r_b (red solid line). The lines connecting the markers are shown for illustration purposes only.

reweighted distributions is shown together with the statistical uncertainty, obtained from the standard deviation of these distributions. The statistical uncertainty is a few percent in both distributions. We observe a larger statistical uncertainty of up to about 5% for $x_b > 1$. The target sample, generated with $r_b = 1.056$, and the average value of the 50 reweighted samples are found to be compatible within the statistical uncertainty of the method, which is of the same order as the deviation between the target distribution and the nominal result in Fig. 6.

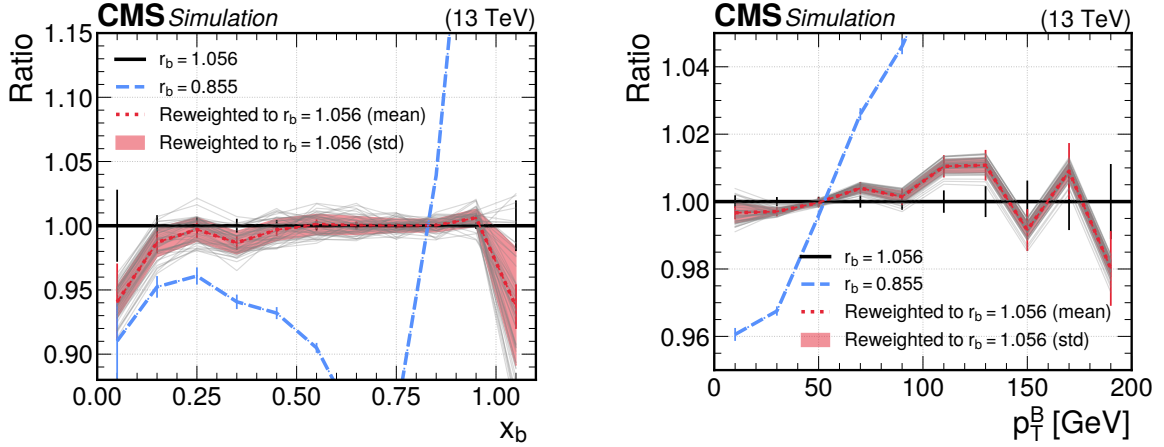


Figure 8: Ratios between the r_b target distributions in x_b (left) and p_T^B (right), and 50 different reweightings (grey solid lines). The ratio to the target before the reweighting is shown as a blue dashed line and the mean of the different reweightings as a red dotted line. The red band represents the statistical uncertainty of the method obtained from the standard deviation of the 50 reweighted samples. The vertical bars show the statistical precision of the samples. In particular, the red bars display the average statistical uncertainty of the 50 reweighted samples.

5 Reweighting to higher-order calculations

Recent theoretical advancements have led to very accurate predictions for $t\bar{t}$ production in pp collisions through fixed-order computations up to NNLO [47–55] accuracy in QCD. These calculations rely on a power expansion in the strong coupling constant and can describe measurements of $t\bar{t}$ production remarkably well [56–70]. However, in specific kinematic regimes, an all-order resummation of radiative corrections is needed for reliable perturbative predictions [71–78]. The PS simulation allows for the inclusion of soft and collinear QCD emissions to all orders in perturbation theory, and resums the large logarithmic corrections. The development of PS algorithms for NLO calculations has resulted in a leap in theoretical accuracy for describing data from the LHC, compared to the previously available leading-order calculations matched to PS simulations. Significant progress has been made recently to combine NNLO calculations with PS MC generators [79–81]. However, $t\bar{t}$ production poses a significant challenge in this respect because of the presence of coloured particles in the initial and final state already at leading order. The MiNNLO_{PS} method [25–28] has been developed specifically for the simulation of $t\bar{t}$ production at NNLO+PS accuracy. This method poses a significant computational complexity and cost for simulating events. The free parameters of the corresponding MC event generator need to be determined, and the results have to be experimentally validated before large-scale simulations can be considered for use in experimental analyses.

In the meantime, corrections for NLO+PS simulations have been derived from a comparison to NNLO calculations. These corrections have been obtained as a function of a single observable, such as the p_T of the t or \bar{t} quarks. While these corrections can help to improve the NLO+PS calculations in describing a single distribution [82–84], these corrections fail in capturing the intricate higher-order corrections in the full phase space of $t\bar{t}$ production. We present a reweighting of NLO+PS simulations to NNLO+PS predictions with the DCTR method, which captures the full kinematics of the $t\bar{t}$ system.

5.1 Network training

We perform the reweighting of NLO+PS to NNLO+PS calculations by training a deep NN classifier to distinguish between these two classes of simulations. The event weight for the reweighting is then obtained with the likelihood ratio trick. For this task, 10 million simulated $t\bar{t}$ events at NLO accuracy and 10 million at NNLO accuracy are used, obtained with the HVQ [22] and MiNNLO [27, 28] package of the POWHEG [21, 23] event generator, both interfaced with PYTHIA 8 [24] for the PS. The training data are randomly split into a training set with 75% of the events and a validation set with 25%. Events after the PS are used for the NN training. The input variables to the network are p_T , y , ϕ , m and the particle type of the top quark and antiquark just before the decay, obtained from the last copy in the PYTHIA 8 event record, and the combined $t\bar{t}$ system for each event. All input variables are standardized to take values of the same magnitude. This is achieved by using the expectation values and standard deviations of the corresponding distributions obtained from the NLO simulation. In the case of p_T , the logarithm of p_T is used to reduce the skewness of the input distribution. To this end, we only reweight events based on the kinematics of the $t\bar{t}$ system, inclusive over the additional matrix element and PS radiation.

The divergences from infrared singularities are handled in the POWHEG method by cancelling soft and collinear real emissions by corresponding virtual corrections. This cancellation leads to a fraction of events with negative weight, which give a negative contribution to physical observables. The fraction of such events with negative weight amounts to about 1% for NLO accuracy and about 10% for NNLO accuracy. However, the binary cross-entropy given by

Eq. (2), can become negatively unbounded for negative event weights, making the classification task potentially impossible [85]. In such cases, the loss function can increase without bound, especially when the predicted probabilities are highly confident but incorrect. For example, if the true classification of an event is $y_i = 0$, but the predicted class is given by $f(x_i) = 1$, then Eq. (2) becomes proportional to $-w_i^{\text{MC}} \log(0) = +|w_i^{\text{MC}}| \log(0) \rightarrow -\infty$. This unbounded growth can lead to extreme values in the loss function, causing numerical instability during the model training process. Consequently, the model may fail to converge to a meaningful solution, rendering the classification task unsolvable. This effect can be mitigated by using a large batch size, which reduces the risk of a single event dominating the loss function. This approach works for NLO simulations, which have a small fraction of negative events. For NNLO calculations with a significant fraction of negative events, the training becomes unstable with the binary cross entropy. A possible solution is the use of the mean square error (MSE) as loss function,

$$\text{loss}(f(x)) = -\frac{1}{N} \sum_i^N w_i^{\text{MC}} (f(x_i) - y_i)^2. \quad (8)$$

In the case of the MSE, negative event weights still result in a reduction of the loss for wrongly classified events, but the total loss function is not unbounded anymore, stabilizing the training even when including negative events.

A batch size of $2^{17} = 131\,072$ events is found to give the best results for MSE. We reduce the learning rate of 0.001 by 60% when no improvement is achieved after 40% of the training epochs have been processed.

5.2 Results

The results from the NLO-to-NNLO reweighting are presented for about 10 million NLO events and 10 million NNLO events, different from the ones used for the training. Distributions in the kinematic properties of the $t\bar{t}$ system are compared, treating the t and \bar{t} as stable particles. In Fig. 9, the distributions in p_T and η of the t are shown. The differences between the NLO and NNLO calculations amount to less than 10% at low p_T , increasing to 15% at high p_T . The differences between the distributions in η are smaller between the NLO and NNLO calculations and range from 2% in the central region to about 6% at $|\eta| = 5$. When comparing the reweighted NLO samples with the NNLO samples, we find agreement within the statistical uncertainties. We observe a very similar picture in the distributions of the \bar{t} , which are not shown here.

Comparisons between the NLO, NNLO, and NLO-to-NNLO reweighted predictions for the $t\bar{t}$ system are shown in Fig. 10. In all distributions, there are significant differences between the NLO and NNLO predictions. The NLO-to-NNLO reweighting brings the NLO predictions into agreement with the NNLO predictions within the statistical uncertainties over the full kinematic range of the $t\bar{t}$ system. We note that the reweighting works even for observables that were not part of the training, such as $\eta(t\bar{t})$ (upper right of Fig. 10) or $\Delta\phi$, which is the difference in azimuthal angle between the t and \bar{t} (lower left of Fig. 10). The mass of the $t\bar{t}$ system (lower right of Fig. 10) is also in good agreement between the NNLO and NLO-to-NNLO reweighted predictions, which is important in searches for beyond-the-SM effects. The DCTR reweighting achieves this simultaneously with all other kinematic distributions of the $t\bar{t}$ system, which is not possible with traditional reweighting methods. A limitation of the method is that additional radiation beyond the p_T -leading jet is not accurately reweighted to the NNLO predictions, because the recoil from the $t\bar{t}$ system is distributed evenly over the remaining jets in the event.

We provide a comparison of the DCTR reweighting with a two-dimensional (2D) reweighting

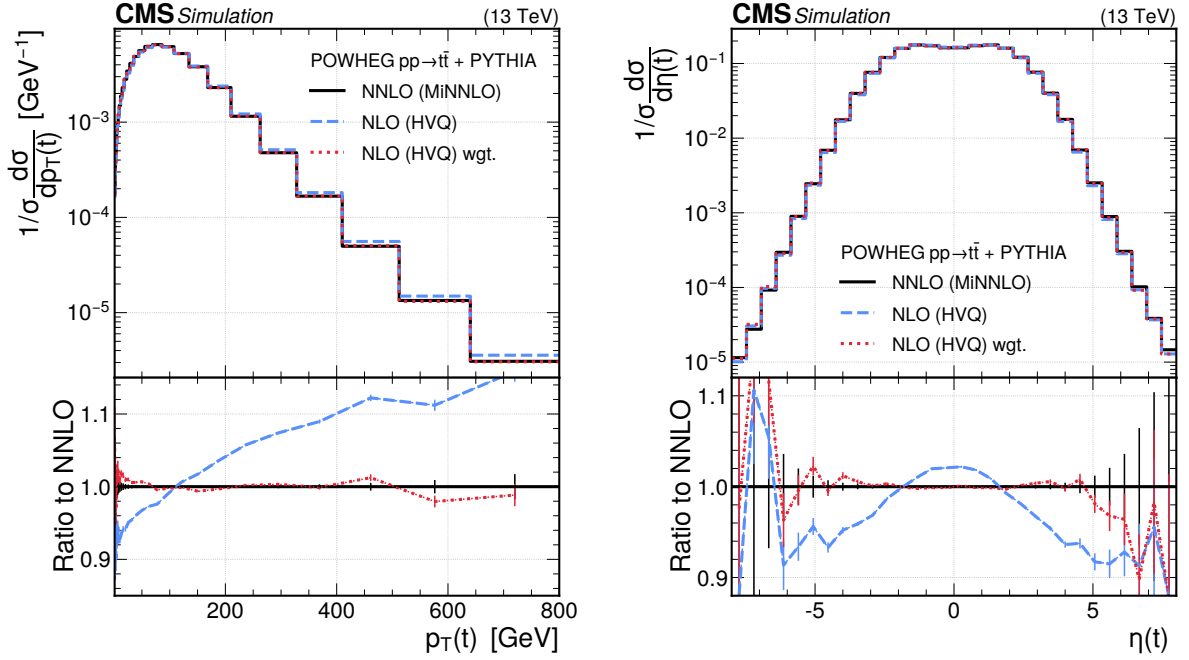


Figure 9: Distributions in top quark p_T (left) and η (right) obtained from simulations at NNLO accuracy (black solid lines), NLO accuracy (blue dashed lines), and NLO reweighted to NNLO with the DCTR method (red dotted lines). The ratio to the NNLO predictions is shown in the lower panels, where the vertical bars correspond to the statistical uncertainties.

in Fig. 11. The 2D reweighting has been obtained for $p_T(t\bar{t})$ and $\eta(t\bar{t})$, where the ratio of NNLO to NLO predictions has been calculated for sufficiently large bins in these two observables to reduce statistical fluctuations. For the distribution in $p_T(t\bar{t})$, as shown in Fig. 11 (left), the 2D reweighting works reasonably well over the full range in $p_T(t\bar{t})$, where the NLO prediction is brought to agreement with the NNLO prediction within about 2%. However, in the p_T of the t , not used in the 2D reweighting and shown in Fig. 11 (right), the 2D reweighting method is not entirely successful. Although the 2D-reweighted simulation brings the NLO prediction closer to the NNLO prediction, there are differences of up to 6%. In contrast, the DCTR reweighting of the NLO sample accurately reproduces the NNLO prediction. The DCTR NLO-to-NNLO reweighting can be used to correct the kinematics of the $t\bar{t}$ system for higher-order effects in the full phase space of $t\bar{t}$ production. The reweighting will have a considerable impact on ongoing and future analyses, until full NNLO+PS simulations such as MiNNLO_{PS} can be produced in very large samples including hadronization effects, particle decays, and detector simulation.

6 Implementation in CMSSW

An important aspect of the studies presented in this article is the availability of the trained DCTR models within the central CMS software framework (CMSSW). The goal of the implementation is to offer all CMSSW users the ability to integrate the trained NN models into physics analyses for the fast evaluation of systematic uncertainties or the impact of higher-order corrections. This encompasses the efficient computation of event weights, specific to each analysis. The computation of these weights can be integrated either at the level of centrally produced data formats or at any chosen stage within the data analysis.

To enhance user flexibility, NN models are stored in the universal open NN exchange (ONNX) format [86]. The ONNX program is an open-source framework, specifically designed to fa-

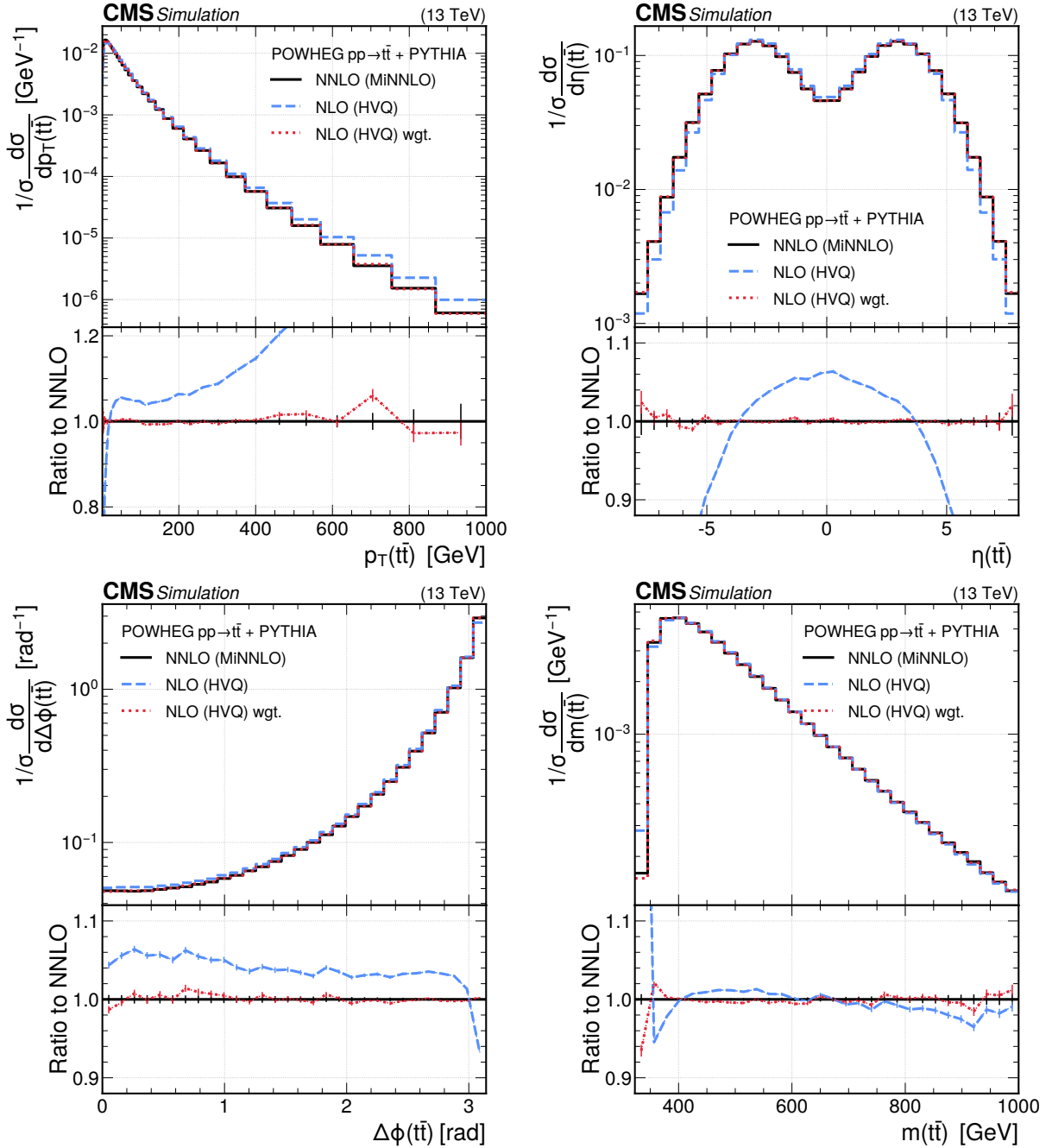


Figure 10: Distributions in p_T (upper left), η (upper right), $\Delta\phi$ (lower left), and mass (lower right) of the $t\bar{t}$ system obtained from simulations at NNLO accuracy (black solid lines), NLO accuracy (blue dashed lines), and NLO reweighted to NNLO with the DCTR method (red dotted lines). The ratio to the NNLO predictions is shown in the lower panels, where the vertical bars correspond to the statistical uncertainties.

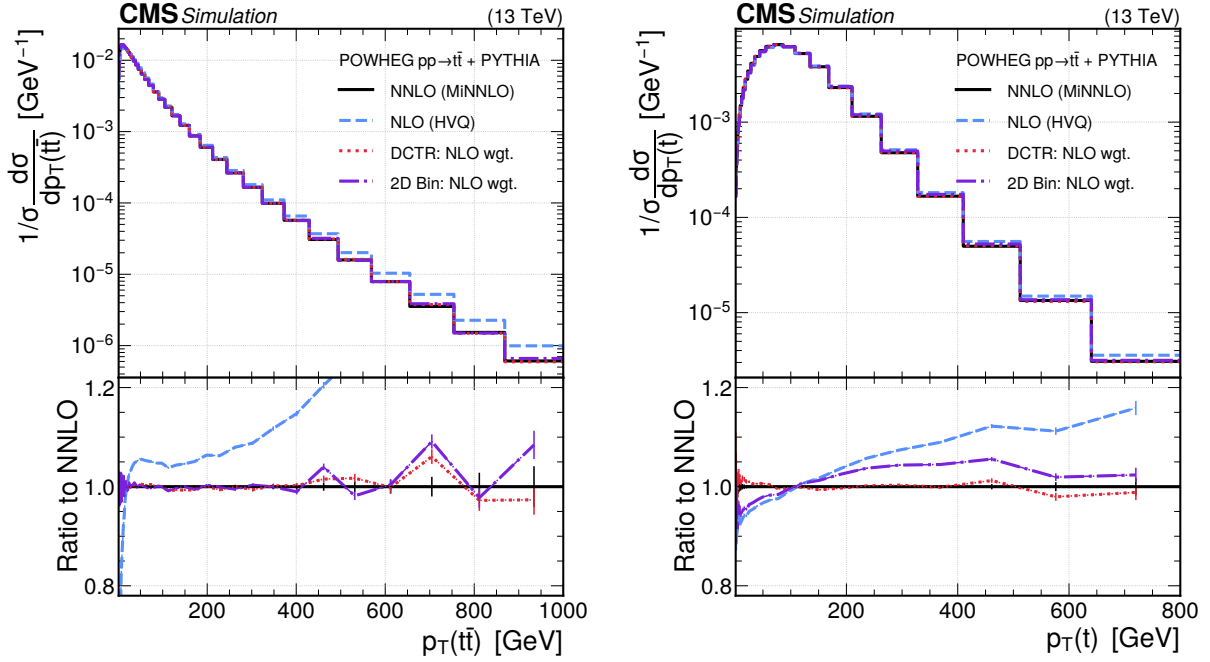


Figure 11: Distributions in p_T of the $t\bar{t}$ system (left) and p_T of the t (right) obtained from simulations at NNLO accuracy (black solid lines), NLO accuracy (blue dashed lines), NLO reweighted to NNLO with the DCTR method (red dotted lines), and NLO reweighted using a two-dimensional reweighting in p_T of the $t\bar{t}$ system and of the t (violet dash-dotted line). The ratio to the NNLO predictions is shown in the lower panels, where the vertical bars correspond to the statistical uncertainties.

Facilitate interoperability and portability between different deep-learning frameworks and tools. Major frameworks like TENSORFLOW [34], PYTORCH [87], and XGBOOST [88] support conversion to and from the ONNX format, enabling seamless integration. The runtime of ONNX for inference with trained models is compatible with CMSSW for GPU-based inference. The CMSSW software includes already the required ONNX libraries, eliminating the need for an installation by the user.

In general, the user has to implement the following steps to apply the DCTR reweighting within the CMSSW software.

- Read the nominal sample, i.e. the sample that should be reweighted.
- Load the trained ONNX model.
- Read or calculate the inputs, according to the reweighting scenario.
- Standardize the inputs, identical to what has been done for the training, and pass them to the ONNX model.
- Read out and apply the weights to the nominal sample to obtain the requested variation.

One significant advantage of this workflow lies in the flexibility of weight computation and application throughout various stages of the analysis pipeline. This flexibility enables a reweighting of events at the parton level, as well as the reweighting of events including the detector simulation. Notably, in the latter scenario, the detector simulation has been done only once for the nominal sample which yields a substantial reduction of computational resources, as variations of h_{damp} and b quark fragmentation parameters merely require reweighting.

7 Summary and conclusions

Particle physics relies on the simulation of events using Monte Carlo (MC) event generators for data-to-theory comparisons. Data analyses require the production of several samples simulating the same physical process to estimate systematic uncertainties or the impact of higher-order calculations. To provide statistically significant predictions, these samples have to be very large with billions of events generated and simulated at a high computational cost. Nevertheless, the statistical precision from the finite size of these samples can become a limiting factor in precision analyses. The production of sufficiently large MC samples, such that the statistical precision of these samples is better than the statistical precision of the data, will become increasingly prohibitive at the High-Luminosity LHC (HL-LHC) with the expected computing resources.

In this article, the method “deep neural network using classification for tuning and reweighting (DCTR)” has been introduced to reweight MC samples used in CMS analyses. The weights calculated with the DCTR model enable the modification of one nominal sample to resemble other samples obtained with different parameters or different simulation programs. This methodology avoids the need for simulating the detector response for multiple samples by incorporating the relevant variations in a single sample. While dedicated samples have to be generated for the training and validation of the model, these do not need the full detector simulation and reconstruction, saving up to 75% of the typical CPU resources needed for the production of MC samples in CMS. In addition, after the training of the DCTR model, the training samples can be deleted saving storage space for several billions of events.

The DCTR method has been shown to work reliably for two important sources of modelling uncertainties in the simulation of top quark pair ($t\bar{t}$) production. Currently, the systematic uncertainty connected to the matching of radiation from matrix elements and the parton shower has to be estimated with dedicated samples. The reweighting of variations in the b quark fragmentation shows that a continuous reweighting in a model parameter is possible, paving the way for the determination of model parameters directly from collision data. Additionally, the method has been extended to reweight an NLO simulation to an NNLO one for $t\bar{t}$ production, which will allow for a fast evaluation of the impact of higher-order corrections on data analyses. The DCTR reweighting can be seamlessly integrated into CMS analyses and is already in use by the CMS experiment. A robust performance across a range of scenarios was demonstrated, making the method promising for future applications in other areas as well. For example, it can be extended to other systematic variations or applied to different physics fields beyond top quark studies. It provides an elegant solution to address the computational challenges posed by the production of large MC samples, particularly for the HL-LHC.

Acknowledgments

We congratulate our colleagues in the CERN accelerator departments for the excellent performance of the LHC and thank the technical and administrative staffs at CERN and at other CMS institutes for their contributions to the success of the CMS effort. In addition, we gratefully acknowledge the computing centres and personnel of the Worldwide LHC Computing Grid and other centres for delivering so effectively the computing infrastructure essential to our analyses. Finally, we acknowledge the enduring support for the construction and operation of the LHC, the CMS detector, and the supporting computing infrastructure provided by the following funding agencies: SC (Armenia), BMBWF and FWF (Austria); FNRS and FWO (Belgium); CNPq, CAPES, FAPERJ, FAPERGS, and FAPESP (Brazil); MES and BNSF (Bulgaria); CERN; CAS, MoST, and NSFC (China); MINCIENCIAS (Colombia); MSES and CSF

(Croatia); RIF (Cyprus); SENESCYT (Ecuador); ERC PRG, RVTT3 and MoER TK202 (Estonia); Academy of Finland, MEC, and HIP (Finland); CEA and CNRS/IN2P3 (France); SRNSF (Georgia); BMBF, DFG, and HGF (Germany); GSRI (Greece); NKFIH (Hungary); DAE and DST (India); IPM (Iran); SFI (Ireland); INFN (Italy); MSIP and NRF (Republic of Korea); MES (Latvia); LMTLT (Lithuania); MOE and UM (Malaysia); BUAP, CINVESTAV, CONACYT, LNS, SEP, and UASLP-FAI (Mexico); MOS (Montenegro); MBIE (New Zealand); PAEC (Pakistan); MES and NSC (Poland); FCT (Portugal); MESTD (Serbia); MCIN/AEI and PCTI (Spain); MOSTR (Sri Lanka); Swiss Funding Agencies (Switzerland); MST (Taipei); MHESI and NSTDA (Thailand); TUBITAK and TENMAK (Turkey); NASU (Ukraine); STFC (United Kingdom); DOE and NSF (USA).

Individuals have received support from the Marie-Curie programme and the European Research Council and Horizon 2020 Grant, contract Nos. 675440, 724704, 752730, 758316, 765710, 824093, 101115353, 101002207, and COST Action CA16108 (European Union); the Leventis Foundation; the Alfred P. Sloan Foundation; the Alexander von Humboldt Foundation; the Science Committee, project no. 22rl-037 (Armenia); the Belgian Federal Science Policy Office; the Fonds pour la Formation à la Recherche dans l'Industrie et dans l'Agriculture (FRIA-Belgium); the F.R.S.-FNRS and FWO (Belgium) under the "Excellence of Science – EOS" – be.h project n. 30820817; the Beijing Municipal Science & Technology Commission, No. Z191100007219010 and Fundamental Research Funds for the Central Universities (China); the Ministry of Education, Youth and Sports (MEYS) of the Czech Republic; the Shota Rustaveli National Science Foundation, grant FR-22-985 (Georgia); the Deutsche Forschungsgemeinschaft (DFG), among others, under Germany's Excellence Strategy – EXC 2121 "Quantum Universe" – 390833306, and under project number 400140256 - GRK2497; the Hellenic Foundation for Research and Innovation (HFRI), Project Number 2288 (Greece); the Hungarian Academy of Sciences, the New National Excellence Program - ÚNKP, the NKFIH research grants K 131991, K 133046, K 138136, K 143460, K 143477, K 146913, K 146914, K 147048, 2020-2.2.1-ED-2021-00181, and TKP2021-NKTA-64 (Hungary); the Council of Science and Industrial Research, India; ICSC – National Research Centre for High Performance Computing, Big Data and Quantum Computing and FAIR – Future Artificial Intelligence Research, funded by the NextGenerationEU program (Italy); the Latvian Council of Science; the Ministry of Education and Science, project no. 2022/WK/14, and the National Science Center, contracts Opus 2021/41/B/ST2/01369 and 2021/43/B/ST2/01552 (Poland); the Fundação para a Ciência e a Tecnologia, grant CEECIND/01334/2018 (Portugal); the National Priorities Research Program by Qatar National Research Fund; MCIN/AEI/10.13039/501100011033, ERDF "a way of making Europe", and the Programa Estatal de Fomento de la Investigación Científica y Técnica de Excelencia María de Maeztu, grant MDM-2017-0765 and Programa Severo Ochoa del Principado de Asturias (Spain); the Chulalongkorn Academic into Its 2nd Century Project Advancement Project, and the National Science, Research and Innovation Fund via the Program Management Unit for Human Resources & Institutional Development, Research and Innovation, grant B39G670016 (Thailand); the Kavli Foundation; the Nvidia Corporation; the SuperMicro Corporation; the Welch Foundation, contract C-1845; and the Weston Havens Foundation (USA).

References

- [1] A. Buckley et al., "Systematic event generator tuning for the LHC", *Eur. Phys. J. C* **65** (2010) 331, doi:10.1140/epjc/s10052-009-1196-7, arXiv:0907.2973.
- [2] ATLAS Collaboration, "ATLAS software and computing HL-LHC roadmap", ATLAS Technical Proposal CERN-LHCC-2022-005, 2022.

- [3] CMS Offline Software and Computing Group, “CMS Phase 2 computing model: update document”, CMS Note CMS-NOTE-2022-008, 2022.
- [4] HEP Software Foundation, J. Albrecht et al., “A roadmap for HEP software and computing R&D for the 2020s”, *Comput. Softw. Big Sci.* **3** (2019) 7, doi:10.1007/s41781-018-0018-8, arXiv:1712.06982.
- [5] G. Apollinari et al., “High-Luminosity Large Hadron Collider (HL-LHC): Technical design report v.0.1”, CERN Technical Proposal CERN-2017-007-M, 2017. doi:10.23731/CYRM-2017-004.
- [6] CMS Collaboration, “Measurement of the $t\bar{t}$ production cross section, the top quark mass, and the strong coupling constant using dilepton events in pp collisions at $\sqrt{s} = 13$ TeV”, *Eur. Phys. J. C* **79** (2019) 368, doi:10.1140/epjc/s10052-019-6863-8, arXiv:1812.10505.
- [7] A. Rogozhnikov, “Reweighting with boosted decision trees”, in *Proc. 17th International Workshop on Advanced Computing and Analysis Techniques in Physics Research (ACAT 2016): Valparaiso, Chile, January 18–22, 2016*. 2016. arXiv:1608.05806. [*J. Phys. Conf. Ser.* **762** (2016) 012036]. doi:10.1088/1742-6596/762/1/012036.
- [8] K. Cranmer, J. Pavez, and G. Louppe, “Approximating likelihood ratios with calibrated discriminative classifiers”, 2015. arXiv:1506.02169.
- [9] A. Andreassen and B. Nachman, “Neural networks for full phase-space reweighting and parameter tuning”, *Phys. Rev. D* **101** (2020) 091901, doi:10.1103/PhysRevD.101.091901, arXiv:1907.08209.
- [10] B. Nachman and J. Thaler, “Neural conditional reweighting”, *Phys. Rev. D* **105** (2022) 076015, doi:10.1103/PhysRevD.105.076015, arXiv:2107.08979.
- [11] B. Amos, L. Xu, and J. Zico Kolter, “Input convex neural networks”, in *Proc. 34th International Conference on Machine Learning (ICML 2017): Sydney, Australia, August 6–11, 2017*. 2017. arXiv:1609.07152. [*PMLR* **70** (2017) 146].
- [12] C. Pollard and P. Windischhofer, “Transport away your problems: Calibrating stochastic simulations with optimal transport”, *Nucl. Instrum. Meth. A* **1027** (2022) 166119, doi:10.1016/j.nima.2021.166119, arXiv:2107.08648.
- [13] E. G. Tabak and C. V. Turner, “A family of nonparametric density estimation algorithms”, *Commun. Pure Appl. Math.* **66** (2013) 145, doi:10.1002/cpa.21423.
- [14] E. G. Tabak and E. Vanden-Eijnden, “Density estimation by dual ascent of the log-likelihood”, *Comm. Math. Sci.* **8** (2010) 217, doi:10.4310/CMS.2010.v8.n1.a11.
- [15] T. Golling, S. Klein, R. Mastandrea, and B. Nachman, “Flow-enhanced transportation for anomaly detection”, *Phys. Rev. D* **107** (2023) 096025, doi:10.1103/PhysRevD.107.096025, arXiv:2212.11285.
- [16] J. A. Raine, S. Klein, D. Sengupta, and T. Golling, “CURTAINS for your sliding window: Constructing unobserved regions by transforming adjacent intervals”, *Front. Big Data* **6** (2023) 899345, doi:10.3389/fdata.2023.899345, arXiv:2203.09470.
- [17] A. Hallin et al., “Classifying anomalies through outer density estimation”, *Phys. Rev. D* **106** (2022) 055006, doi:10.1103/PhysRevD.106.055006, arXiv:2109.00546.

- [18] M. Algren et al., “Flow away your differences: Conditional normalizing flows as an improvement to reweighting”, 2023. arXiv:2304.14963. Submitted to *SciPost Phys*.
- [19] S. Diefenbacher et al., “DCTRGAN: improving the precision of generative models with reweighting”, *JINST* **15** (2020) P11004, doi:10.1088/1748-0221/15/11/P11004, arXiv:2009.03796.
- [20] CMS Collaboration, “The CMS experiment at the CERN LHC”, *JINST* **3** (2008) S08004, doi:10.1088/1748-0221/3/08/S08004.
- [21] S. Alioli, P. Nason, C. Oleari, and E. Re, “A general framework for implementing NLO calculations in shower Monte Carlo programs: the POWHEG BOX”, *JHEP* **06** (2010) 043, doi:10.1007/JHEP06(2010)043, arXiv:1002.2581.
- [22] S. Frixione, G. Ridolfi, and P. Nason, “A positive-weight next-to-leading-order Monte Carlo for heavy flavour hadroproduction”, *JHEP* **09** (2007) 126, doi:10.1088/1126-6708/2007/09/126, arXiv:0707.3088.
- [23] S. Frixione, P. Nason, and C. Oleari, “Matching NLO QCD computations with parton shower simulations: the POWHEG method”, *JHEP* **11** (2007) 070, doi:10.1088/1126-6708/2007/11/070, arXiv:0709.2092.
- [24] T. Sjöstrand et al., “An introduction to PYTHIA 8.2”, *Comput. Phys. Commun.* **191** (2015) 159, doi:10.1016/j.cpc.2015.01.024, arXiv:1410.3012.
- [25] P. F. Monni et al., “MiNNLO_{PS}: a new method to match NNLO QCD to parton showers”, *JHEP* **05** (2020) 143, doi:10.1007/JHEP05(2020)143, arXiv:1908.06987. [Erratum: doi:10.1007/JHEP02(2022)031].
- [26] P. F. Monni, E. Re, and M. Wiesemann, “MiNNLO_{PS}: optimizing $2 \rightarrow 1$ hadronic processes”, *Eur. Phys. J. C* **80** (2020) 1075, doi:10.1140/epjc/s10052-020-08658-5, arXiv:2006.04133.
- [27] J. Mazzitelli et al., “Next-to-next-to-leading order event generation for top-quark pair production”, *Phys. Rev. Lett.* **127** (2021) 062001, doi:10.1103/PhysRevLett.127.062001, arXiv:2012.14267.
- [28] J. Mazzitelli et al., “Top-pair production at the LHC with MINNLO_{PS}”, *JHEP* **04** (2022) 079, doi:10.1007/JHEP04(2022)079, arXiv:2112.12135.
- [29] P. Komiske, E. Metodiev, and J. Thaler, “Energy flow networks: deep sets for particle jets”, *JHEP* **01** (2019) 121, doi:10.1007/JHEP01(2019)121, arXiv:1810.05165.
- [30] P. Baldi et al., “Parameterized neural networks for high-energy physics”, *Eur. Phys. J. C* **76** (2016) 235, doi:10.1140/epjc/s10052-016-4099-4, arXiv:1601.07913.
- [31] M. Zaheer et al., “Deep sets”, in *Proc. 31st Conference on Neural Information Processing Systems (NIPS 2017): Long Beach CA, USA, December 04–09, 2017*, p. 3391. 2017. arXiv:1703.06114.
- [32] A. F. Agarap, “Deep learning using rectified linear units (ReLU)”, 2018. arXiv:1803.08375.
- [33] F. Chollet et al., “KERAS”, 2015. Software available from <https://keras.io>.

- [34] M. Abadi et al., “**TENSORFLOW: Large-scale machine learning on heterogeneous systems**”, 2015. Software available from <http://tensorflow.org>.
doi:10.5281/zenodo.4724125.
- [35] D. P. Kingma and J. Ba, “**ADAM: a method for stochastic optimization**”, in *Proc. 3rd Int. Conf. on Learning Representations (ICLR 2015): San Diego CA, USA, May 7–9, 2015*. 2015.
arXiv:1412.6980.
- [36] S. Alioli, P. Nason, C. Oleari, and E. Re, “**NLO Higgs boson production via gluon fusion matched with shower in POWHEG**”, *JHEP* **04** (2009) 002,
doi:10.1088/1126-6708/2009/04/002, arXiv:0812.0578.
- [37] ATLAS and CMS Collaborations, “**Combination of measurements of the top quark mass from data collected by the ATLAS and CMS experiments at $\sqrt{s} = 7$ and 8 TeV**”, *Phys. Rev. Lett.* **132** (2024) 261902, doi:10.1103/PhysRevLett.132.261902,
arXiv:2402.08713.
- [38] CMS Collaboration, “**Extraction and validation of a new set of CMS PYTHIA 8 tunes from underlying-event measurements**”, *Eur. Phys. J. C* **80** (2020) 4,
doi:10.1140/epjc/s10052-019-7499-4, arXiv:1903.12179.
- [39] S. Amoroso et al., “**Standard model working group report**”, in *Proc. 11th Les Houches Workshop on Physics at TeV Colliders (PhysTeV 2019): Les Houches, France, June 10–28, 2019*. 2020. arXiv:2003.01700.
- [40] M. Cacciari, G. P. Salam, and G. Soyez, “**The anti- k_T jet clustering algorithm**”, *JHEP* **04** (2008) 063, doi:10.1088/1126-6708/2008/04/063, arXiv:0802.1189.
- [41] B. Efron, “**Bootstrap methods: Another look at the jackknife**”, in *Breakthroughs in statistics*, S. Kotz and N. Johnson, eds., p. 569. Springer-Verlag New York, New York, 1992. doi:10.1007/978-1-4612-4380-9_41.
- [42] C. Bierlich et al., “**A comprehensive guide to the physics and usage of PYTHIA 8.3**”, *SciPost Phys. Codeb.* **8** (2022) doi:10.21468/SciPostPhysCodeb.8,
arXiv:2203.11601.
- [43] M. G. Bowler, “ **e^+e^- production of heavy quarks in the string model**”, *Z. Phys. C* **11** (1981) 169, doi:10.1007/BF01574001.
- [44] P. Skands, S. Carrazza, and J. Rojo, “**Tuning PYTHIA 8.1: the Monash 2013 tune**”, *Eur. Phys. J. C* **74** (2014) 3024, doi:10.1140/epjc/s10052-014-3024-y,
arXiv:1404.5630.
- [45] G. Corcella and A. D. Mitov, “**Bottom-quark fragmentation in top-quark decay**”, *Nucl. Phys. B* **623** (2002) 247, doi:10.1016/S0550-3213(01)00639-3,
arXiv:hep-ph/0110319.
- [46] M. Cacciari, G. Corcella, and A. D. Mitov, “**Soft gluon resummation for bottom fragmentation in top quark decay**”, *JHEP* **12** (2002) 015,
doi:10.1088/1126-6708/2002/12/015, arXiv:hep-ph/0209204.
- [47] P. Bärnreuther, M. Czakon, and A. Mitov, “**Percent level precision physics at the Tevatron: Next-to-next-to-leading order QCD corrections to $q\bar{q} \rightarrow t\bar{t} + X$** ”, *Phys. Rev. Lett.* **109** (2012) 132001, doi:10.1103/PhysRevLett.109.132001, arXiv:1204.5201.

- [48] M. Czakon and A. Mitov, “NNLO corrections to top-pair production at hadron colliders: the all-fermionic scattering channels”, *JHEP* **12** (2012) 054, doi:10.1007/JHEP12(2012)054, arXiv:1207.0236.
- [49] M. Czakon and A. Mitov, “NNLO corrections to top pair production at hadron colliders: the quark-gluon reaction”, *JHEP* **01** (2013) 080, doi:10.1007/JHEP01(2013)080, arXiv:1210.6832.
- [50] M. Czakon, P. Fiedler, and A. Mitov, “Total top-quark pair-production cross section at hadron colliders through $\mathcal{O}(\alpha_S^4)$ ”, *Phys. Rev. Lett.* **110** (2013) 252004, doi:10.1103/PhysRevLett.110.252004, arXiv:1303.6254.
- [51] M. Czakon, D. Heymes, and A. Mitov, “High-precision differential predictions for top-quark pairs at the LHC”, *Phys. Rev. Lett.* **116** (2016) 082003, doi:10.1103/PhysRevLett.116.082003, arXiv:1511.00549.
- [52] M. Czakon, P. Fiedler, D. Heymes, and A. Mitov, “NNLO QCD predictions for fully-differential top-quark pair production at the Tevatron”, *JHEP* **05** (2016) 034, doi:10.1007/JHEP05(2016)034, arXiv:1601.05375.
- [53] S. Catani et al., “Top-quark pair hadroproduction at next-to-next-to-leading order in QCD”, *Phys. Rev. D* **99** (2019) 051501, doi:10.1103/PhysRevD.99.051501, arXiv:1901.04005.
- [54] S. Catani et al., “Top-quark pair production at the LHC: fully differential QCD predictions at NNLO”, *JHEP* **07** (2019) 100, doi:10.1007/JHEP07(2019)100, arXiv:1906.06535.
- [55] S. Catani et al., “Top-quark pair hadroproduction at NNLO: differential predictions with the $\overline{\text{MS}}$ mass”, *JHEP* **08** (2020) 027, doi:10.1007/JHEP08(2020)027, arXiv:2005.00557.
- [56] CMS Collaboration, “Measurement of differential cross sections for top quark pair production using the lepton+jets final state in proton-proton collisions at 13 TeV”, *Phys. Rev. D* **95** (2017) 092001, doi:10.1103/PhysRevD.95.092001, arXiv:1610.04191.
- [57] CMS Collaboration, “Measurement of double-differential cross sections for top quark pair production in pp collisions at $\sqrt{s} = 8$ TeV and impact on parton distribution functions”, *Eur. Phys. J. C* **77** (2017) 459, doi:10.1140/epjc/s10052-017-4984-5, arXiv:1703.01630.
- [58] CMS Collaboration, “Measurement of normalized differential $t\bar{t}$ cross sections in the dilepton channel from pp collisions at $\sqrt{s} = 13$ TeV”, *JHEP* **04** (2018) 060, doi:10.1007/JHEP04(2018)060, arXiv:1708.07638.
- [59] CMS Collaboration, “Measurements of differential cross sections of top quark pair production as a function of kinematic event variables in proton-proton collisions at $\sqrt{s} = 13$ TeV”, *JHEP* **06** (2018) 002, doi:10.1007/JHEP06(2018)002, arXiv:1803.03991.
- [60] CMS Collaboration, “Measurements of $t\bar{t}$ differential cross sections in proton-proton collisions at $\sqrt{s} = 13$ TeV using events containing two leptons”, *JHEP* **02** (2019) 149, doi:10.1007/JHEP02(2019)149, arXiv:1811.06625.


- [61] CMS Collaboration, “Measurement of the top quark mass in the all-jets final state at $\sqrt{s} = 13$ TeV and combination with the lepton+jets channel”, *Eur. Phys. J. C* **79** (2019) 313, doi:10.1140/epjc/s10052-019-6788-2, arXiv:1812.10534.
- [62] CMS Collaboration, “Measurement of $t\bar{t}$ normalised multi-differential cross sections in pp collisions at $\sqrt{s} = 13$ TeV, and simultaneous determination of the strong coupling strength, top quark pole mass, and parton distribution functions”, *Eur. Phys. J. C* **80** (2020) 658, doi:10.1140/epjc/s10052-020-7917-7, arXiv:1904.05237.
- [63] CMS Collaboration, “Measurement of differential $t\bar{t}$ production cross sections in the full kinematic range using lepton+jets events from proton-proton collisions at $\sqrt{s} = 13$ TeV”, *Phys. Rev. D* **104** (2021) 092013, doi:10.1103/PhysRevD.104.092013, arXiv:2108.02803.
- [64] ATLAS Collaboration, “Measurements of top-quark pair differential cross-sections in the lepton+jets channel in pp collisions at $\sqrt{s} = 8$ TeV using the ATLAS detector”, *Eur. Phys. J. C* **76** (2016) 538, doi:10.1140/epjc/s10052-016-4366-4, arXiv:1511.04716.
- [65] ATLAS Collaboration, “Measurement of top quark pair differential cross-sections in the dilepton channel in pp collisions at $\sqrt{s} = 7$ and 8 TeV with ATLAS”, *Phys. Rev. D* **94** (2016) 092003, doi:10.1103/PhysRevD.94.092003, arXiv:1607.07281. [Addendum: doi:10.1103/PhysRevD.101.119901].
- [66] ATLAS Collaboration, “Measurements of top-quark pair differential cross-sections in the $e\mu$ channel in pp collisions at $\sqrt{s} = 13$ TeV using the ATLAS detector”, *Eur. Phys. J. C* **77** (2017) 292, doi:10.1140/epjc/s10052-017-4821-x, arXiv:1612.05220.
- [67] ATLAS Collaboration, “Measurements of top-quark pair differential cross-sections in the lepton+jets channel in pp collisions at $\sqrt{s} = 13$ TeV using the ATLAS detector”, *JHEP* **11** (2017) 191, doi:10.1007/JHEP11(2017)191, arXiv:1708.00727.
- [68] ATLAS Collaboration, “Measurement of lepton differential distributions and the top quark mass in $t\bar{t}$ production in pp collisions at $\sqrt{s} = 8$ TeV with the ATLAS detector”, *Eur. Phys. J. C* **77** (2017) 804, doi:10.1140/epjc/s10052-017-5349-9, arXiv:1709.09407.
- [69] ATLAS Collaboration, “Measurements of top-quark pair differential and double-differential cross-sections in the ℓ +jets channel with pp collisions at $\sqrt{s} = 13$ TeV using the ATLAS detector”, *Eur. Phys. J. C* **79** (2019) 1028, doi:10.1140/epjc/s10052-019-7525-6, arXiv:1908.07305. [Erratum: doi:10.1140/epjc/s10052-020-08541-3].
- [70] ATLAS Collaboration, “Measurement of the $t\bar{t}$ production cross-section and lepton differential distributions in $e\mu$ dilepton events from pp collisions at $\sqrt{s} = 13$ TeV with the ATLAS detector”, *Eur. Phys. J. C* **80** (2020) 528, doi:10.1140/epjc/s10052-020-7907-9, arXiv:1910.08819.
- [71] M. Beneke, P. Falgari, S. Klein, and C. Schwinn, “Hadronic top-quark pair production with NNLL threshold resummation”, *Nucl. Phys. B* **855** (2012) 695, doi:10.1016/j.nuclphysb.2011.10.021, arXiv:1109.1536.
- [72] M. Beneke et al., “Inclusive top-pair production phenomenology with TOPIX”, *JHEP* **07** (2012) 194, doi:10.1007/JHEP07(2012)194, arXiv:1206.2454.

- [73] H. X. Zhu et al., “Transverse-momentum resummation for top-quark pairs at hadron colliders”, *Phys. Rev. Lett.* **110** (2013) 082001, doi:10.1103/PhysRevLett.110.082001, arXiv:1208.5774.
- [74] H. T. Li et al., “Top quark pair production at small transverse momentum in hadronic collisions”, *Phys. Rev. D* **88** (2013) 074004, doi:10.1103/PhysRevD.88.074004, arXiv:1307.2464.
- [75] S. Catani, M. Grazzini, and A. Torre, “Transverse-momentum resummation for heavy-quark hadroproduction”, *Nucl. Phys. B* **890** (2014) 518, doi:10.1016/j.nuclphysb.2014.11.019, arXiv:1408.4564.
- [76] S. Catani, M. Grazzini, and H. Sargsyan, “Transverse-momentum resummation for top-quark pair production at the LHC”, *JHEP* **11** (2018) 061, doi:10.1007/JHEP11(2018)061, arXiv:1806.01601.
- [77] W.-L. Ju et al., “Top quark pair production near threshold: single/double distributions and mass determination”, *JHEP* **06** (2020) 158, doi:10.1007/JHEP06(2020)158, arXiv:2004.03088.
- [78] S. Alioli, A. Broggio, and M. A. Lim, “Zero-jettiness resummation for top-quark pair production at the LHC”, *JHEP* **01** (2022) 066, doi:10.1007/JHEP01(2022)066, arXiv:2111.03632.
- [79] K. Hamilton, P. Nason, C. Oleari, and G. Zanderighi, “Merging H/W/Z + 0 and 1 jet at NLO with no merging scale: a path to parton shower + NNLO matching”, *JHEP* **05** (2013) 082, doi:10.1007/JHEP05(2013)082, arXiv:1212.4504.
- [80] S. Alioli et al., “Matching fully differential NNLO calculations and parton showers”, *JHEP* **06** (2014) 089, doi:10.1007/JHEP06(2014)089, arXiv:1311.0286.
- [81] S. Höche, Y. Li, and S. Prestel, “Drell–Yan lepton pair production at NNLO QCD with parton showers”, *Phys. Rev. D* **91** (2015) 074015, doi:10.1103/PhysRevD.91.074015, arXiv:1405.3607.
- [82] CMS Collaboration, “Search for a heavy resonance decaying to a top quark and a W boson at $\sqrt{s} = 13$ TeV in the fully hadronic final state”, *JHEP* **12** (2021) 106, doi:10.1007/JHEP12(2021)106, arXiv:2104.12853.
- [83] CMS Collaboration, “Search for a heavy resonance decaying into a top quark and a W boson in the lepton+jets final state at $\sqrt{s} = 13$ TeV”, *JHEP* **04** (2022) 048, doi:10.1007/JHEP04(2022)048, arXiv:2111.10216.
- [84] ATLAS Collaboration, “Measurements of differential cross-sections in top-quark pair events with a high transverse momentum top quark and limits on beyond the standard model contributions to top-quark pair production with the ATLAS detector at $\sqrt{s} = 13$ TeV”, *JHEP* **06** (2022) 063, doi:10.1007/JHEP06(2022)063, arXiv:2202.12134.
- [85] B. Nachman and J. Thaler, “Neural resampler for Monte Carlo reweighting with preserved uncertainties”, *Phys. Rev. D* **102** (2020) 076004, doi:10.1103/PhysRevD.102.076004, arXiv:2007.11586.
- [86] “Open neural network exchange (ONNX)”. Software available at <https://onnx.ai>.



















- [87] A. Paszke et al., "PYTORCH: An imperative style, high-performance deep learning library", in *Proc. 33rd Conference on Neural Information Processing Systems (NeurIPS 2019): Vancouver, Canada, December 08–14, 2019*. 2019. arXiv:1912.01703.
- [88] T. Chen and C. Guestrin, "XGBOOST: A scalable tree boosting system", in *Proc. 22nd ACM SIGKDD International Conference on Knowledge Discovery and Data Mining: San Francisco CA, USA, August 13–17, 2016*. 2016. arXiv:1603.02754. doi:10.1145/2939672.2939785.

A The CMS Collaboration

Yerevan Physics Institute, Yerevan, Armenia

A. Hayrapetyan, A. Tumasyan¹ 













Institut für Hochenergiephysik, Vienna, Austria

W. Adam , J.W. Andrejkovic, L. Benato , T. Bergauer , S. Chatterjee , K. Damanakis , M. Dragicevic , P.S. Hussain , M. Jeitler² , N. Krammer , A. Li , D. Liko , I. Mikulec , J. Schieck² , R. Schöfbeck² , D. Schwarz , M. Sonawane , W. Waltenberger , C.-E. Wulz² 

















Universiteit Antwerpen, Antwerpen, Belgium

T. Janssen , T. Van Laer, P. Van Mechelen 













Vrije Universiteit Brussel, Brussel, Belgium

N. Breugelmans, J. D'Hondt , S. Dansana , A. De Moor , M. Delcourt , F. Heyen, S. Lowette , I. Makarenko , D. Müller , S. Tavernier , M. Tytgat³ , G.P. Van Onsem , S. Van Putte , D. Vannerom 

Université Libre de Bruxelles, Bruxelles, Belgium

B. Bilin , B. Clerbaux , A.K. Das, I. De Bruyn , G. De Lentdecker , H. Evard , L. Favart , P. Gianneios , J. Jaramillo , A. Khalilzadeh, F.A. Khan , K. Lee , A. Malara , S. Paredes , M.A. Shahzad, L. Thomas , M. Vanden Bemden , C. Vander Velde , P. Vanlaer 










Ghent University, Ghent, Belgium

M. De Coen , D. Dobur , G. Gokbulut , Y. Hong , J. Knolle , L. Lambrecht , D. Marckx , K. Mota Amarilo , K. Skovpen , N. Van Den Bossche , J. van der Linden , L. Wezenbeek 

















Université Catholique de Louvain, Louvain-la-Neuve, Belgium

A. Benecke , A. Bethani , G. Bruno , C. Caputo , J. De Favereau De Jeneret , C. Delaere , I.S. Donertas , A. Giammanco , A.O. Guzel , Sa. Jain , V. Lemaitre, J. Lidrych , P. Mastrapasqua , T.T. Tran , S. Turkcapar 










Centro Brasileiro de Pesquisas Fisicas, Rio de Janeiro, Brazil

G.A. Alves , E. Coelho , G. Correia Silva , C. Hensel , T. Menezes De Oliveira , C. Mora Herrera⁴ , P. Rebello Teles , M. Soeiro, E.J. Tonelli Manganote⁵ , A. Vilela Pereira⁴ 

Universidade do Estado do Rio de Janeiro, Rio de Janeiro, Brazil

W.L. Aldá Júnior , M. Barroso Ferreira Filho , H. Brandao Malbouisson , W. Carvalho , J. Chinellato⁶, E.M. Da Costa , G.G. Da Silveira⁷ , D. De Jesus Damiao , S. Fonseca De Souza , R. Gomes De Souza, T. Laux Kuhn⁷, M. Macedo , J. Martins , L. Mundim , H. Nogima , J.P. Pinheiro , A. Santoro , A. Sznajder , M. Thiel 

Universidade Estadual Paulista, Universidade Federal do ABC, São Paulo, Brazil

C.A. Bernardes⁷ , L. Calligaris , T.R. Fernandez Perez Tomei , E.M. Gregores , I. Maitto Silverio , P.G. Mercadante , S.F. Novaes , B. Orzari , Sandra S. Padula 




Institute for Nuclear Research and Nuclear Energy, Bulgarian Academy of Sciences, Sofia, Bulgaria

A. Aleksandrov , G. Antchev , R. Hadjiiska , P. Iaydjiev , M. Misheva , M. Shopova , G. Sultanov 




University of Sofia, Sofia, Bulgaria

A. Dimitrov , L. Litov , B. Pavlov , P. Petkov , A. Petrov , E. Shumka 

Instituto De Alta Investigación, Universidad de Tarapacá, Casilla 7 D, Arica, Chile

S. Keshri , D. Laroze , S. Thakur 













Beihang University, Beijing, China

T. Cheng , T. Javaid , L. Yuan 

Department of Physics, Tsinghua University, Beijing, China

Z. Hu , Z. Liang, J. Liu


Institute of High Energy Physics, Beijing, China

G.M. Chen⁸ , H.S. Chen⁸ , M. Chen⁸ , F. Iemmi , C.H. Jiang, A. Kapoor⁹ , H. Liao , Z.-A. Liu¹⁰ , R. Sharma¹¹ , J.N. Song¹⁰, J. Tao , C. Wang⁸, J. Wang , Z. Wang⁸, H. Zhang , J. Zhao 


State Key Laboratory of Nuclear Physics and Technology, Peking University, Beijing, China

A. Agapitos , Y. Ban , S. Deng , B. Guo, C. Jiang , A. Levin , C. Li , Q. Li , Y. Mao, S. Qian, S.J. Qian , X. Qin, X. Sun , D. Wang , H. Yang, L. Zhang , Y. Zhao, C. Zhou 

Guangdong Provincial Key Laboratory of Nuclear Science and Guangdong-Hong Kong Joint Laboratory of Quantum Matter, South China Normal University, Guangzhou, China

S. Yang 



Sun Yat-Sen University, Guangzhou, China

Z. You 

University of Science and Technology of China, Hefei, China

K. Jaffel , N. Lu 

Nanjing Normal University, Nanjing, China

G. Bauer¹², B. Li¹³, K. Yi¹⁴ , J. Zhang 

Institute of Modern Physics and Key Laboratory of Nuclear Physics and Ion-beam Application (MOE) - Fudan University, Shanghai, China

Y. Li

Zhejiang University, Hangzhou, Zhejiang, China

Z. Lin , C. Lu , M. Xiao 

Universidad de Los Andes, Bogota, Colombia

C. Avila , D.A. Barbosa Trujillo, A. Cabrera , C. Florez , J. Fraga , J.A. Reyes Vega



Universidad de Antioquia, Medellin, Colombia

F. Ramirez , C. Rendón, M. Rodriguez , A.A. Ruales Barbosa , J.D. Ruiz Alvarez 

University of Split, Faculty of Electrical Engineering, Mechanical Engineering and Naval Architecture, Split, Croatia

D. Giljanovic , N. Godinovic , D. Lelas , A. Sculac 

University of Split, Faculty of Science, Split, Croatia

M. Kovac , A. Petkovic, T. Sculac 




Institute Rudjer Boskovic, Zagreb, Croatia

P. Bargassa , V. Brigljevic , B.K. Chitroda , D. Ferencek , K. Jakovcic, A. Starodumov¹⁵ , T. Susa 

University of Cyprus, Nicosia, Cyprus

A. Attikis , K. Christoforou , A. Hadjiagapiou, C. Leonidou , J. Mousa , C. Nicolaou, L. Paizanos, F. Ptochos , P.A. Razis , H. Rykaczewski, H. Saka , A. Stepennov 

Charles University, Prague, Czech Republic

M. Finger , M. Finger Jr. , A. Kveton 



Escuela Politecnica Nacional, Quito, Ecuador

E. Ayala 



Universidad San Francisco de Quito, Quito, Ecuador

E. Carrera Jarrin 









Academy of Scientific Research and Technology of the Arab Republic of Egypt, Egyptian Network of High Energy Physics, Cairo, Egypt

B. El-mahdy, S. Khalil¹⁶ , E. Salama^{17,18} 

Center for High Energy Physics (CHEP-FU), Fayoum University, El-Fayoum, Egypt

M. Abdullah Al-Mashad , M.A. Mahmoud 















National Institute of Chemical Physics and Biophysics, Tallinn, Estonia

K. Ehataht , M. Kadastik, T. Lange , S. Nandan , C. Nielsen , J. Pata , M. Raidal , L. Tani , C. Veelken 

Department of Physics, University of Helsinki, Helsinki, Finland

H. Kirschenmann , K. Osterberg , M. Voutilainen 



















Helsinki Institute of Physics, Helsinki, Finland

S. Bharthuar , N. Bin Norjoharuddeen , E. Brücken , F. Garcia , P. Inkaew , K.T.S. Kallonen , T. Lampén , K. Lassila-Perini , S. Lehti , T. Lindén , M. Myllymäki , M.m. Rantanen , H. Siikonen , J. Tuominiemi 





























Lappeenranta-Lahti University of Technology, Lappeenranta, Finland

P. Luukka , H. Petrow 


















IRFU, CEA, Université Paris-Saclay, Gif-sur-Yvette, France

M. Besancon , F. Couderc , M. Dejardin , D. Denegri, J.L. Faure, F. Ferri , S. Ganjour , P. Gras , G. Hamel de Monchenault , M. Kumar , V. Lohezic , J. Malcles , F. Orlandi , L. Portales , A. Rosowsky , M.Ö. Sahin , A. Savoy-Navarro¹⁹ , P. Simkina , M. Titov , M. Tornago 

Laboratoire Leprince-Ringuet, CNRS/IN2P3, Ecole Polytechnique, Institut Polytechnique de Paris, Palaiseau, France

F. Beaudette , G. Boldrini , P. Busson , A. Cappati , C. Charlot , M. Chiusi , T.D. Cuisset , F. Damas , O. Davignon , A. De Wit , I.T. Ehle , B.A. Fontana Santos Alves , S. Ghosh , A. Gilbert , R. Granier de Cassagnac , A. Hakimi , B. Harikrishnan , L. Kalipoliti , G. Liu , M. Nguyen , C. Ochando , R. Salerno , J.B. Sauvan , Y. Sirois , L. Urda Gómez , E. Vernazza , A. Zabi , A. Zghiche 


















Université de Strasbourg, CNRS, IPHC UMR 7178, Strasbourg, France

J.-L. Agram²⁰ , J. Andrea , D. Apparú , D. Bloch , J.-M. Brom , E.C. Chabert , C. Collard , S. Falke , U. Goerlach , R. Haeberle , A.-C. Le Bihan , M. Meena , O. Poncet , G. Saha , M.A. Sessini , P. Van Hove , P. Vaucelle 




Centre de Calcul de l'Institut National de Physique Nucleaire et de Physique des Particules, CNRS/IN2P3, Villeurbanne, France

A. Di Florio 

Institut de Physique des 2 Infinis de Lyon (IP2I), Villeurbanne, France

D. Amram, S. Beauceron , B. Blancon , G. Boudoul , N. Chanon , D. Contardo , P. Depasse , C. Dozen²¹ , H. El Mamouni, J. Fay , S. Gascon , M. Gouzevitch , C. Greenberg, G. Grenier , B. Ille , E. Jourdu'huy, I.B. Laktineh, M. Lethuillier , L. Mirabito, S. Perries, A. Purohit , M. Vander Donckt , P. Verdier , J. Xiao 






























Georgian Technical University, Tbilisi, Georgia

A. Khvedelidze¹⁵ , I. Lomidze , Z. Tsamalaidze¹⁵ 









RWTH Aachen University, I. Physikalisches Institut, Aachen, Germany

V. Botta , S. Consuegra Rodríguez , L. Feld , K. Klein , M. Lipinski , D. Meuser , A. Pauls , D. Pérez Adán , N. Röwert , M. Teroerde 

































































RWTH Aachen University, III. Physikalisches Institut A, Aachen, Germany

S. Diekmann , A. Dodonova , N. Eich , D. Eliseev , F. Engelke , J. Erdmann , M. Erdmann , P. Fackeldey , B. Fischer , T. Hebbeker , K. Hoepfner , F. Ivone , A. Jung , M.y. Lee , F. Mausolf , M. Merschmeyer , A. Meyer , S. Mukherjee , D. Noll , F. Nowotny, A. Pozdnyakov , Y. Rath, W. Redjeb , F. Rehm, H. Reithler , V. Sarkisovi , A. Schmidt , C. Seth, A. Sharma , J.L. Spah , A. Stein , F. Torres Da Silva De Araujo²² , S. Wiedenbeck , S. Zaleski






































RWTH Aachen University, III. Physikalisches Institut B, Aachen, Germany

C. Dziwok , G. Flügge , T. Kress , A. Nowack , O. Pooth , A. Stahl , T. Ziemons , A. Zotz 


Deutsches Elektronen-Synchrotron, Hamburg, Germany

H. Aarup Petersen , M. Aldaya Martin , J. Alimena , S. Amoroso, Y. An , J. Bach , S. Baxter , M. Bayatmakou , H. Becerril Gonzalez , O. Behnke , A. Belvedere , F. Blekman²³ , K. Borrás²⁴ , A. Campbell , A. Cardini , C. Cheng, F. Colombina , G. Eckerlin, D. Eckstein , L.I. Estevez Banos , E. Gallo²³ , A. Geiser , V. Guglielmi , M. Guthoff , A. Hinzmann , L. Jeppe , B. Kaech , M. Kasemann , C. Kleinwort , R. Kogler , M. Komm , D. Krücker , W. Lange, D. Leyva Pernia , K. Lipka²⁵ , W. Lohmann²⁶ , F. Lorkowski , R. Mankel , I.-A. Melzer-Pellmann , M. Mendizabal Morentin , A.B. Meyer , G. Milella , K. Moral Figueroa , A. Mussgiller , L.P. Nair , J. Niedziela , A. Nürnberg , Y. Otariid, J. Park , E. Ranken , A. Raspereza , D. Rastorguev , J. Rübenach, L. Rygaard, A. Saggio , M. Scham^{27,24} , S. Schnake²⁴ , P. Schütze , C. Schwanenberger²³ , D. Selivanova , K. Sharko , M. Shchedrolosiev , D. Stafford, F. Vazzoler , A. Ventura Barroso , R. Walsh , D. Wang , Q. Wang , K. Wichmann, L. Wiens²⁴ , C. Wissing , Y. Yang , A. Zimmermann Castro Santos 

University of Hamburg, Hamburg, Germany

A. Albrecht , S. Albrecht , M. Antonello , S. Bein , S. Bollweg, M. Bonanomi , P. Connor , K. El Morabit , Y. Fischer , E. Garutti , A. Grohsjean , J. Haller , D. Hundhausen, H.R. Jabusch , G. Kasieczka , P. Keicher, R. Klanner , W. Korcari , T. Kramer , C.c. Kuo, V. Kutzner , F. Labe , J. Lange , A. Lobanov , C. Matthies , L. Moureaux , M. Mrowietz, A. Nigamova , Y. Nissan, A. Paasch , K.J. Pena Rodriguez , T. Quadfasel , B. Raciti , M. Rieger , D. Savoio , J. Schindler , P. Schleper , M. Schröder , J. Schwandt , M. Sommerhalder , H. Stadie , G. Steinbrück , A. Tews, B. Wiederspan, M. Wolf 

Karlsruher Institut fuer Technologie, Karlsruhe, Germany

S. Brommer , E. Butz , T. Chwalek , A. Dierlamm , A. Droll, U. Elicabuk, N. Faltermann , M. Giffels , A. Gottmann , F. Hartmann²⁸ , R. Hofsaess , M. Horzela , U. Husemann , J. Kieseler , M. Klute , R. Koppenhöfer , O. Lavoryk, J.M. Lawhorn , M. Link, A. Lintuluoto , S. Maier , S. Mitra , M. Mormile , Th. Müller , M. Neukum, M. Oh , E. Pfeffer , M. Presilla , G. Quast , K. Rabbertz , B. Regnery , N. Shadskiy , I. Shvetsov , H.J. Simonis , L. Sowa, L. Stockmeier, K. Tauqeer, M. Toms , N. Trevisani , R.F. Von Cube , M. Wassmer , S. Wieland , F. Wittig, R. Wolf , X. Zuo 

Institute of Nuclear and Particle Physics (INPP), NCSR Demokritos, Aghia Paraskevi, Greece

G. Anagnostou, G. Daskalakis , A. Kyriakis, A. Papadopoulos²⁸, A. Stakia 

National and Kapodistrian University of Athens, Athens, Greece

P. Kontaxakis , G. Melachroinos, Z. Painesis , I. Papavergou , I. Paraskevas , N. Saoulidou , K. Theofilatos , E. Tziaferi , K. Vellidis , I. Zisopoulos 






National Technical University of Athens, Athens, Greece

G. Bakas , T. Chatzistavrou, G. Karapostoli , K. Kousouris , I. Papakrivopoulos , E. Siamarkou, G. Tsipolitis , A. Zacharopoulou

University of Ioánnina, Ioánnina, Greece

I. Bestintzanos, I. Evangelou , C. Foudas, C. Kamtsikis, P. Katsoulis, P. Kokkas , P.G. Kosmoglou Kioseglou , N. Manthos , I. Papadopoulos , J. Strologas 

HUN-REN Wigner Research Centre for Physics, Budapest, Hungary

C. Hajdu , D. Horvath^{29,30} , K. Márton, A.J. Rádl³¹ , F. Sikler , V. Veszpremi 

MTA-ELTE Lendület CMS Particle and Nuclear Physics Group, Eötvös Loránd University, Budapest, Hungary

M. Csanád , K. Farkas , A. Fehérkuti³² , M.M.A. Gadallah³³ , Á. Kadlecik , P. Major , G. Pásztor , G.I. Veres 




Faculty of Informatics, University of Debrecen, Debrecen, Hungary

L. Olah , B. Ujvari 













HUN-REN ATOMKI - Institute of Nuclear Research, Debrecen, Hungary

G. Bencze, S. Czellar, J. Molnar, Z. Szillasi

Karoly Robert Campus, MATE Institute of Technology, Gyongyos, Hungary

T. Csorgo³² , F. Nemes³² , T. Novak 

Panjab University, Chandigarh, India

S. Bansal , S.B. Beri, V. Bhatnagar , G. Chaudhary , S. Chauhan , N. Dhingra³⁴ , A. Kaur , A. Kaur , H. Kaur , M. Kaur , S. Kumar , T. Sheokand, J.B. Singh , A. Singla 













University of Delhi, Delhi, India






A. Ahmed , A. Bhardwaj , A. Chhetri , B.C. Choudhary , A. Kumar , A. Kumar , M. Naimuddin , K. Ranjan , M.K. Saini, S. Saumya 

Saha Institute of Nuclear Physics, HBNI, Kolkata, India

S. Baradia , S. Barman³⁵ , S. Bhattacharya , S. Das Gupta, S. Dutta , S. Dutta, S. Sarkar

Indian Institute of Technology Madras, Madras, India

M.M. Ameen , P.K. Behera , S.C. Behera , S. Chatterjee , G. Dash , P. Jana , P. Kalbhor , S. Kamble , J.R. Komaragiri³⁶ , D. Kumar³⁶ , T. Mishra , B. Parida³⁷ 

P.R. Pujahari , N.R. Saha , A. Sharma , A.K. Sikdar , R.K. Singh, P. Verma, S. Verma ,
A. Vijay

Tata Institute of Fundamental Research-A, Mumbai, India

S. Dugad, G.B. Mohanty , M. Shelake, P. Suryadevara

Tata Institute of Fundamental Research-B, Mumbai, India

A. Bala , S. Banerjee , R.M. Chatterjee, M. Guchait , Sh. Jain , A. Jaiswal, S. Kumar ,
G. Majumder , K. Mazumdar , S. Parolia , A. Thachayath 

National Institute of Science Education and Research, An OCC of Homi Bhabha National Institute, Bhubaneswar, Odisha, India

S. Bahinipati³⁸ , C. Kar , D. Maity³⁹ , P. Mal , K. Naskar³⁹ , A. Nayak³⁹ , S. Nayak,
K. Pal, P. Sadangi, S.K. Swain , S. Varghese³⁹ , D. Vats³⁹ 







Indian Institute of Science Education and Research (IISER), Pune, India

S. Acharya⁴⁰ , A. Alpana , S. Dube , B. Gomber⁴⁰ , P. Hazarika , B. Kansal ,
A. Laha , B. Sahu⁴⁰ , S. Sharma , K.Y. Vaish 

Isfahan University of Technology, Isfahan, Iran

H. Bakhshiansohi⁴¹ , A. Jafari⁴² , M. Zeinali⁴³ 
































Institute for Research in Fundamental Sciences (IPM), Tehran, Iran

S. Bashiri, S. Chenarani⁴⁴ , S.M. Etesami , Y. Hosseini , M. Khakzad , E. Khazaie ,
M. Mohammadi Najafabadi , S. Tizchang⁴⁵ 






























University College Dublin, Dublin, Ireland

M. Felcini , M. Grunewald 





INFN Sezione di Bari^a, Università di Bari^b, Politecnico di Bari^c, Bari, Italy

M. Abbrescia^{a,b} , A. Colaleo^{a,b} , D. Creanza^{a,c} , B. D'Anzi^{a,b} , N. De Filippis^{a,c} ,
M. De Palma^{a,b} , W. Elmetenawee^{a,b,46} , N. Ferrara^{a,b} , L. Fiore^a , G. Iaselli^{a,c} ,
L. Longo^a , M. Louka^{a,b}, G. Maggi^{a,c} , M. Maggi^a , I. Margjeka^a , V. Mastrapasqua^{a,b} ,
S. My^{a,b} , S. Nuzzo^{a,b} , A. Pellecchia^{a,b} , A. Pompili^{a,b} , G. Pugliese^{a,c} ,
R. Radogna^{a,b} , D. Ramos^a , A. Ranieri^a , L. Silvestris^a , F.M. Simone^{a,c} ,
Ü. Sözbilir^a , A. Stamerra^{a,b} , D. Troiano^{a,b} , R. Venditti^{a,b} , P. Verwilligen^a ,
A. Zaza^{a,b} 


















INFN Sezione di Bologna^a, Università di Bologna^b, Bologna, Italy

G. Abbiendi^a , C. Battilana^{a,b} , D. Bonacorsi^{a,b} , P. Capiluppi^{a,b} , A. Castro^{†a,b} ,
F.R. Cavallo^a , M. Cuffiani^{a,b} , G.M. Dallavalle^a , T. Diotallevi^{a,b} , F. Fabbri^a ,
A. Fanfani^{a,b} , D. Fasanella^a , P. Giacomelli^a , L. Giommi^{a,b} , C. Grandi^a ,
L. Guiducci^{a,b} , S. Lo Meo^{a,47} , M. Lorusso^{a,b} , L. Lunerti^a , S. Marcellini^a ,
G. Masetti^a , F.L. Navarria^{a,b} , G. Paggi^{a,b} , A. Perrotta^a , F. Primavera^{a,b} ,
A.M. Rossi^{a,b} , S. Rossi Tisbeni^{a,b} , T. Rovelli^{a,b} , G.P. Siroli^{a,b} 

INFN Sezione di Catania^a, Università di Catania^b, Catania, Italy

S. Costa^{a,b,48} , A. Di Mattia^a , A. Lapertosa^a , R. Potenza^{a,b}, A. Tricomi^{a,b,48} ,
C. Tuve^{a,b} 

INFN Sezione di Firenze^a, Università di Firenze^b, Firenze, Italy

P. Assiouras^a , G. Barbagli^a , G. Bardelli^{a,b} , B. Camaiani^{a,b} , A. Cassese^a ,
R. Ceccarelli^a , V. Ciulli^{a,b} , C. Civinini^a , R. D'Alessandro^{a,b} , E. Focardi^{a,b} ,
T. Kello^a, G. Latino^{a,b} , P. Lenzi^{a,b} , M. Lizzo^a , M. Meschini^a , S. Paoletti^a ,
A. Papanastassiou^{a,b}, G. Sguazzoni^a , L. Viliani^a 











INFN Laboratori Nazionali di Frascati, Frascati, Italy

L. Benussi , S. Bianco , S. Meola⁴⁹ , D. Piccolo 

INFN Sezione di Genova^a, Università di Genova^b, Genova, Italy

M. Alves Gallo Pereira^a , F. Ferro^a , E. Robutti^a , S. Tosi^{a,b} 









INFN Sezione di Milano-Bicocca^a, Università di Milano-Bicocca^b, Milano, Italy

A. Benaglia^a , F. Brivio^a , F. Cetorelli^{a,b} , F. De Guio^{a,b} , M.E. Dinardo^{a,b} , P. Dini^a , S. Gennai^a , R. Gerosa^{a,b} , A. Ghezzi^{a,b} , P. Govoni^{a,b} , L. Guzzi^a , M.T. Lucchini^{a,b} , M. Malberti^a , S. Malvezzi^a , A. Massironi^a , D. Menasce^a , L. Moroni^a , M. Paganoni^{a,b} , S. Palluotto^{a,b} , D. Pedrini^a , A. Perego^{a,b} , B.S. Pinolini^a, G. Pizzati^{a,b}, S. Ragazzi^{a,b} , T. Tabarelli de Fatis^{a,b} 









INFN Sezione di Napoli^a, Università di Napoli 'Federico II'^b, Napoli, Italy; Università della Basilicata^c, Potenza, Italy; Scuola Superiore Meridionale (SSM)^d, Napoli, Italy

S. Buontempo^a , A. Cagnotta^{a,b} , F. Carnevali^{a,b}, N. Cavallo^{a,c} , F. Fabozzi^{a,c} , A.O.M. Iorio^{a,b} , L. Lista^{a,b,50} , P. Paolucci^{a,28} , B. Rossi^a 









INFN Sezione di Padova^a, Università di Padova^b, Padova, Italy; Università di Trento^c, Trento, Italy

R. Ardino^a , P. Azzi^a , N. Bacchetta^{a,51} , D. Bisello^{a,b} , P. Bortignon^a , G. Bortolato^{a,b}, A. Bragagnolo^{a,b} , A.C.M. Bulla^a , R. Carlin^{a,b} , P. Checchia^a , T. Dorigo^a , F. Fanzago^a , U. Gasparini^{a,b} , S. Giorgetti^a, E. Lusiani^a , M. Margoni^{a,b} , A.T. Meneguzzo^{a,b} , M. Migliorini^{a,b} , J. Pazzini^{a,b} , P. Ronchese^{a,b} , R. Rossin^{a,b} , F. Simonetto^{a,b} , M. Tosi^{a,b} , A. Triossi^{a,b} , S. Ventura^a , M. Zanetti^{a,b} , P. Zotto^{a,b} , A. Zucchetta^{a,b} , G. Zumerle^{a,b}









INFN Sezione di Pavia^a, Università di Pavia^b, Pavia, Italy

A. Braghieri^a , S. Calzaferri^a , D. Fiorina^a , P. Montagna^{a,b} , V. Re^a , C. Riccardi^{a,b} , P. Salvini^a , I. Vai^{a,b} , P. Vitulo^{a,b}








INFN Sezione di Perugia^a, Università di Perugia^b, Perugia, Italy

S. Ajmal^{a,b} , M.E. Ascioti^{a,b}, G.M. Bilei^a , C. Carrivale^{a,b}, D. Ciangottini^{a,b} , L. Fanò^{a,b} , M. Magherini^{a,b} , V. Mariani^{a,b} , M. Menichelli^a , F. Moscatelli^{a,52} , A. Rossi^{a,b} , A. Santocchia^{a,b} , D. Spiga^a , T. Tedeschi^{a,b}









































INFN Sezione di Pisa^a, Università di Pisa^b, Scuola Normale Superiore di Pisa^c, Pisa, Italy; Università di Siena^d, Siena, Italy

C. Aimè^a , C.A. Alexe^{a,c} , P. Asenov^{a,b} , P. Azzurri^a , G. Bagliesi^a , R. Bhattacharya^a , L. Bianchini^{a,b} , T. Boccali^a , E. Bossini^a , D. Bruschini^{a,c} , R. Castaldi^a , M.A. Ciocci^{a,b} , M. Cipriani^{a,b} , V. D'Amante^{a,d} , R. Dell'Orso^a , S. Donato^a , A. Giassi^a , F. Ligabue^{a,c} , A.C. Marini^a , D. Matos Figueiredo^a , A. Messineo^{a,b} , S. Mishra^a , V.K. Muraleedharan Nair Bindhu^{a,b,39} , M. Musich^{a,b} , F. Palla^a , A. Rizzi^{a,b} , G. Rolandi^{a,c} , S. Roy Chowdhury^a , T. Sarkar^a , A. Scribano^a , P. Spagnolo^a , R. Tenchini^a , G. Tonelli^{a,b} , N. Turini^{a,d} , F. Vaselli^{a,c} , A. Venturi^a , P.G. Verdini^a








INFN Sezione di Roma^a, Sapienza Università di Roma^b, Roma, Italy

C. Baldenegro Barrera^{a,b} , P. Barria^a , C. Basile^{a,b} , F. Cavallari^a , L. Cunqueiro Mendez^{a,b} , D. Del Re^{a,b} , E. Di Marco^{a,b} , M. Diemoz^a , F. Errico^{a,b} , R. Gargiulo^{a,b}, E. Longo^{a,b} , L. Martikainen^{a,b} , J. Mijuskovic^{a,b} , G. Organtini^{a,b} , F. Pandolfi^a , R. Paramatti^{a,b} , C. Quaranta^{a,b} , S. Rahatlou^{a,b} , C. Rovelli^a , F. Santanastasio^{a,b} , L. Soffi^a , V. Vladimirov^{a,b}

INFN Sezione di Torino^a, Università di Torino^b, Torino, Italy; Università del Piemonte Orientale^c, Novara, Italy

N. Amapane^{a,b} , R. Arcidiacono^{a,c} , S. Argiro^{a,b} , M. Arneodo^{a,c} , N. Bartosik^a , R. Bellan^{a,b} , A. Bellora^{a,b} , C. Biino^a , C. Borca^{a,b} , N. Cartiglia^a , M. Costa^{a,b} , R. Covarelli^{a,b} , N. Demaria^a , L. Finco^a , M. Grippo^{a,b} , B. Kiani^{a,b} , F. Legger^a , F. Luongo^{a,b} , C. Mariotti^a , L. Markovic^{a,b} , S. Maselli^a , A. Mecca^{a,b} , L. Menzio^{a,b}, P. Meridiani^a , E. Migliore^{a,b} , M. Monteno^a , R. Mulargia^a , M.M. Obertino^{a,b} , G. Ortona^a , L. Pacher^{a,b} , N. Pastrone^a , M. Pelliccioni^a , M. Ruspa^{a,c} , F. Siviero^{a,b} , V. Sola^{a,b} , A. Solano^{a,b} , A. Staiano^a , C. Tarricone^{a,b} , D. Trocino^a , G. Umoret^{a,b} , R. White^{a,b} 

INFN Sezione di Trieste^a, Università di Trieste^b, Trieste, Italy

J. Babbar^{a,b} , S. Belforte^a , V. Candelise^{a,b} , M. Casarsa^a , F. Cossutti^a , K. De Leo^a , G. Della Ricca^{a,b} 

Kyungpook National University, Daegu, Korea

S. Dogra , J. Hong , B. Kim , J. Kim, D. Lee, H. Lee, S.W. Lee , C.S. Moon , Y.D. Oh , M.S. Ryu , S. Sekmen , B. Tae, Y.C. Yang 

Department of Mathematics and Physics - GWNu, Gangneung, Korea

M.S. Kim 

Chonnam National University, Institute for Universe and Elementary Particles, Kwangju, Korea

G. Bak , P. Gwak , H. Kim , D.H. Moon 

Hanyang University, Seoul, Korea

E. Asilar , J. Choi⁵³ , D. Kim , T.J. Kim , J.A. Merlin, Y. Ryou

Korea University, Seoul, Korea

S. Choi , S. Han, B. Hong , K. Lee, K.S. Lee , S. Lee , J. Yoo 













Kyung Hee University, Department of Physics, Seoul, Korea

J. Goh , S. Yang 








Sejong University, Seoul, Korea

H. S. Kim , Y. Kim, S. Lee

Seoul National University, Seoul, Korea

J. Almond, J.H. Bhyun, J. Choi , J. Choi, W. Jun , J. Kim , Y.W. Kim, S. Ko , H. Kwon , H. Lee , J. Lee , J. Lee , B.H. Oh , S.B. Oh , H. Seo , U.K. Yang, I. Yoon 

University of Seoul, Seoul, Korea

W. Jang , D.Y. Kang, Y. Kang , S. Kim , B. Ko, J.S.H. Lee , Y. Lee , I.C. Park , Y. Roh, I.J. Watson 

Yonsei University, Department of Physics, Seoul, Korea

S. Ha , K. Hwang, H.D. Yoo 

Sungkyunkwan University, Suwon, Korea

M. Choi , M.R. Kim , H. Lee, Y. Lee , I. Yu 






College of Engineering and Technology, American University of the Middle East (AUM), Dasman, Kuwait

T. Beyrouthy, Y. Gharbia


Kuwait University - College of Science - Department of Physics, Safat, Kuwait

F. Alazemi 

Riga Technical University, Riga, Latvia

K. Dreimanis , A. Gaile , C. Munoz Diaz, D. Osite , G. Pikurs, A. Potrebko , M. Seidel ,
D. Sidiropoulos Kontos

University of Latvia (LU), Riga, Latvia

N.R. Strautnieks 




Vilnius University, Vilnius, Lithuania

M. Ambrozas , A. Juodagalvis , A. Rinkevicius , G. Tamulaitis 

National Centre for Particle Physics, Universiti Malaya, Kuala Lumpur, Malaysia

I. Yusuff⁵⁴ , Z. Zolkapli



Universidad de Sonora (UNISON), Hermosillo, Mexico

J.F. Benitez , A. Castaneda Hernandez , H.A. Encinas Acosta, L.G. Gallegos Maríñez,
M. León Coello , J.A. Murillo Quijada , A. Sehrawat , L. Valencia Palomo 

Centro de Investigacion y de Estudios Avanzados del IPN, Mexico City, Mexico

G. Ayala , H. Castilla-Valdez , H. Crotte Ledesma, E. De La Cruz-Burelo , I. Heredia-
De La Cruz⁵⁵ , R. Lopez-Fernandez , J. Mejia Guisao , C.A. Mondragon Herrera,
A. Sánchez Hernández 

Universidad Iberoamericana, Mexico City, Mexico

C. Oropeza Barrera , D.L. Ramirez Guadarrama, M. Ramírez García 


Benemerita Universidad Autonoma de Puebla, Puebla, Mexico

I. Bautista , I. Pedraza , H.A. Salazar Ibarguen , C. Uribe Estrada 





University of Montenegro, Podgorica, Montenegro

I. Bubanja , N. Raicevic 

University of Canterbury, Christchurch, New Zealand

P.H. Butler 

National Centre for Physics, Quaid-I-Azam University, Islamabad, Pakistan

A. Ahmad , M.I. Asghar, A. Awais , M.I.M. Awan, H.R. Hoorani , W.A. Khan 







AGH University of Krakow, Krakow, Poland

V. Avati, L. Grzanka , M. Malawski 




National Centre for Nuclear Research, Swierk, Poland

H. Bialkowska , M. Bluj , M. Górski , M. Kazana , M. Szleper , P. Zalewski 
















Institute of Experimental Physics, Faculty of Physics, University of Warsaw, Warsaw, Poland

K. Bunkowski , K. Doroba , A. Kalinowski , M. Konecki , J. Krolikowski ,
A. Muhammad 



Warsaw University of Technology, Warsaw, Poland

P. Fokow , K. Pozniak , W. Zabolotny 

Laboratório de Instrumentação e Física Experimental de Partículas, Lisboa, Portugal

M. Araujo , D. Bastos , C. Beirão Da Cruz E Silva , A. Boletti , M. Bozzo ,
T. Camporesi , G. Da Molin , P. Faccioli , M. Gallinaro , J. Hollar , N. Leonardo ,
G.B. Marozzo, A. Petrilli , M. Pisano , J. Seixas , J. Varela , J.W. Wulff
































Faculty of Physics, University of Belgrade, Belgrade, Serbia

P. Adzic , P. Milenovic 

VINCA Institute of Nuclear Sciences, University of Belgrade, Belgrade, Serbia

D. Devetak, M. Dordevic , J. Milosevic , L. Nadderd , V. Rekovic




Centro de Investigaciones Energéticas Medioambientales y Tecnológicas (CIEMAT), Madrid, Spain

J. Alcaraz Maestre , Cristina F. Bedoya , J.A. Brochero Cifuentes , Oliver M. Carretero , M. Cepeda , M. Cerrada , N. Colino , B. De La Cruz , A. Delgado Peris , A. Escalante Del Valle , D. Fernández Del Val , J.P. Fernández Ramos , J. Flix , M.C. Fouz , O. Gonzalez Lopez , S. Goy Lopez , J.M. Hernandez , M.I. Josa , J. Llorente Merino , C. Martin Perez , E. Martin Viscasillas , D. Moran , C. M. Morcillo Perez , Á. Navarro Tobar , C. Perez Dengra , A. Pérez-Calero Yzquierdo , J. Puerta Pelayo , I. Redondo , S. Sánchez Navas , J. Sastre , J. Vazquez Escobar 



















Universidad Autónoma de Madrid, Madrid, Spain

J.F. de Trocóniz 



Universidad de Oviedo, Instituto Universitario de Ciencias y Tecnologías Espaciales de Asturias (ICTEA), Oviedo, Spain

B. Alvarez Gonzalez , J. Cuevas , J. Fernandez Menendez , S. Folgueras , I. Gonzalez Caballero , P. Leguina , E. Palencia Cortezon , J. Prado Pico, C. Ramón Álvarez , V. Rodríguez Bouza , A. Soto Rodríguez , A. Trapote , C. Vico Villalba , P. Vischia 

Instituto de Física de Cantabria (IFCA), CSIC-Universidad de Cantabria, Santander, Spain

S. Bhowmik , S. Blanco Fernández , I.J. Cabrillo , A. Calderon , J. Duarte Campderros , M. Fernandez , G. Gomez , C. Lasasa García , R. Lopez Ruiz , C. Martinez Rivero , P. Martinez Ruiz del Arbol , F. Matorras , P. Matorras Cuevas , E. Navarrete Ramos , J. Piedra Gomez , L. Scodellaro , I. Vila , J.M. Vizán Garcia 

University of Colombo, Colombo, Sri Lanka

B. Kailasapathy⁵⁶ , D.D.C. Wickramarathna 













University of Ruhuna, Department of Physics, Matara, Sri Lanka

W.G.D. Dharmaratna⁵⁷ , K. Liyanage , N. Perera 

CERN, European Organization for Nuclear Research, Geneva, Switzerland

D. Abbaneo , C. Amendola , E. Auffray , G. Auzinger , J. Baechler, D. Barney , A. Bermúdez Martínez , M. Bianco , A.A. Bin Anuar , A. Bocci , L. Borbonovi , C. Botta , E. Brondolin , C. Caillol , G. Cerminara , N. Chernyavskaya , D. d'Enterria , A. Dabrowski , A. David , A. De Roeck , M.M. Defranchis , M. Deile , M. Dobson , G. Franzoni , W. Funk , S. Giani, D. Gigi, K. Gill , F. Glege , J. Hegeman , J.K. Heikkilä , B. Huber, V. Innocente , T. James , P. Janot , O. Kaluzinska , O. Karacheban²⁶ , S. Laurila , P. Lecoq , E. Leutgeb , C. Lourenço , L. Malgeri , M. Mannelli , M. Matthewman, A. Mehta , F. Meijers , S. Mersi , E. Meschi , V. Milosevic , F. Monti , F. Moortgat , M. Mulders , I. Neutelings , S. Orfanelli, F. Pantaleo , G. Petrucciani , A. Pfeiffer , M. Pierini , H. Qu , D. Rabady , B. Ribeiro Lopes , F. Riti , M. Rovere , H. Sakulin , R. Salvatico , S. Sanchez Cruz , S. Scarfi , C. Schwick, M. Selvaggi , A. Sharma , K. Shchelina , P. Silva , P. Sphicas⁵⁸ , A.G. Stahl Leiton , A. Steen , S. Summers , D. Treille , P. Tropea , D. Walter , J. Wanczyk⁵⁹ , J. Wang, K.A. Wozniak⁶⁰ , S. Wuchterl , P. Zehetner , P. Zejdl , W.D. Zeuner

















Paul Scherrer Institut, Villigen, Switzerland

T. Bevilacqua⁶¹ , L. Caminada⁶¹ , A. Ebrahimi , W. Erdmann , R. Horisberger , Q. Ingram , H.C. Kaestli , D. Kotlinski , C. Lange , M. Missiroli⁶¹ , L. Noehte⁶¹ , T. Rohe , A. Samalan



ETH Zurich - Institute for Particle Physics and Astrophysics (IPA), Zurich, Switzerland

T.K. Aarrestad , M. Backhaus , G. Bonomelli, A. Calandri , C. Cazzaniga , K. Datta , P. De Bryas Dexmiers D'archiac⁵⁹ , A. De Cosa , G. Dissertori , M. Dittmar, M. Donegà , F. Eble , M. Galli , K. Gedia , F. Glessgen , C. Grab , N. Härringer , T.G. Harte, D. Hits , W. Lustermann , A.-M. Lyon , R.A. Manzoni , M. Marchegiani , L. Marchese , A. Mascellani⁵⁹ , F. Nessi-Tedaldi , F. Pauss , V. Perovic , S. Pigazzini , B. Ristic , R. Seidita , J. Steggemann⁵⁹ , A. Tarabini , D. Valsecchi , R. Wallny












Universität Zürich, Zurich, Switzerland

C. Amsler⁶² , P. Bärttschi , M.F. Canelli , K. Cormier , M. Huwiler , W. Jin , A. Jofrehei , B. Kilminster , S. Leontsinis , S.P. Liechi , A. Macchiolo , P. Meiring , F. Meng , J. Motta , A. Reimers , P. Robmann, M. Senger , E. Shokr, F. Stäger , R. Tramontano

National Central University, Chung-Li, Taiwan

C. Adloff⁶³, D. Bhowmik, C.M. Kuo, W. Lin, P.K. Rout , P.C. Tiwari³⁶ 



















National Taiwan University (NTU), Taipei, Taiwan

L. Ceard, K.F. Chen , Z.g. Chen, A. De Iorio , W.-S. Hou , T.h. Hsu, Y.w. Kao, S. Karmakar , G. Kole , Y.y. Li , R.-S. Lu , E. Paganis , X.f. Su , J. Thomas-Wilsker , L.s. Tsai, D. Tsionou, H.y. Wu, E. Yazgan 

High Energy Physics Research Unit, Department of Physics, Faculty of Science, Chulalongkorn University, Bangkok, Thailand

C. Asawatangtrakuldee , N. Srimanobhas , V. Wachirapusanand 

Çukurova University, Physics Department, Science and Art Faculty, Adana, Turkey

D. Agyel , F. Boran , F. Dolek , I. Dumanoglu⁶⁴ , E. Eskut , Y. Guler⁶⁵ , E. Gurpinar Guler⁶⁵ , C. Isik , O. Kara, A. Kayis Topaksu , U. Kiminsu , Y. Komurcu , G. Onengut , K. Ozdemir⁶⁶ , A. Polatoz , B. Tali⁶⁷ , U.G. Tok , E. Uslan , I.S. Zorbakir 

Middle East Technical University, Physics Department, Ankara, Turkey

G. Sokmen, M. Yalvac⁶⁸ 

Bogazici University, Istanbul, Turkey

B. Akgun , I.O. Atakisi , E. Gülmez , M. Kaya⁶⁹ , O. Kaya⁷⁰ , S. Tekten⁷¹ 





Istanbul Technical University, Istanbul, Turkey

A. Cakir , K. Cankocak^{64,72} , G.G. Dincer⁶⁴ , S. Sen⁷³ 

Istanbul University, Istanbul, Turkey

O. Aydilek⁷⁴ , B. Hacisahinoglu , I. Hos⁷⁵ , B. Kaynak , S. Ozkorucuklu , O. Potok , H. Sert , C. Simsek , C. Zorbilmez 

Yildiz Technical University, Istanbul, Turkey














S. Cerci , B. Isildak⁷⁶ , D. Sunar Cerci , T. Yetkin 

Institute for Scintillation Materials of National Academy of Science of Ukraine, Kharkiv, Ukraine




















A. Boyaryntsev , B. Grynyov 

National Science Centre, Kharkiv Institute of Physics and Technology, Kharkiv, Ukraine
L. Levchuk 





































University of Bristol, Bristol, United Kingdom

D. Anthony , J.J. Brooke , A. Bundock , F. Bury , E. Clement , D. Cussans ,
H. Flacher , M. Glowacki, J. Goldstein , H.F. Heath , M.-L. Holmberg , L. Kreczko ,
S. Paramesvaran , L. Robertshaw, V.J. Smith , K. Walkingshaw Pass

Rutherford Appleton Laboratory, Didcot, United Kingdom

A.H. Ball, K.W. Bell , A. Belyaev⁷⁷ , C. Brew , R.M. Brown , D.J.A. Cockerill ,
C. Cooke , A. Elliot , K.V. Ellis, K. Harder , S. Harper , J. Linacre , K. Manolopoulos,
D.M. Newbold , E. Olaiya, D. Petyt , T. Reis , A.R. Sahasransu , G. Salvi , T. Schuh,
C.H. Shepherd-Themistocleous , I.R. Tomalin , K.C. Whalen , T. Williams 








Imperial College, London, United Kingdom

I. Andreou , R. Bainbridge , P. Bloch , C.E. Brown , O. Buchmuller, C.A. Carrillo Montoya , G.S. Chahal⁷⁸ , D. Colling , J.S. Dancu, I. Das , P. Dauncey , G. Davies ,
M. Della Negra , S. Fayer, G. Fedi , G. Hall , A. Howard, G. Iles , C.R. Knight ,
P. Krueper, J. Langford , K.H. Law , J. León Holgado , L. Lyons , A.-M. Magnan ,
B. Maier , S. Mallios, M. Mieskolainen , J. Nash⁷⁹ , M. Pesaresi , P.B. Pradeep,
B.C. Radburn-Smith , A. Richards, A. Rose , K. Savva , C. Seez , R. Shukla ,
A. Tapper , K. Uchida , G.P. Uttley , T. Virdee²⁸ , M. Vojinovic , N. Wardle ,
D. Winterbottom 

Brunel University, Uxbridge, United Kingdom

J.E. Cole , A. Khan, P. Kyberd , I.D. Reid 

Baylor University, Waco, Texas, USA

S. Abdullin , A. Brinkerhoff , E. Collins , M.R. Darwish , J. Dittmann ,
K. Hatakeyama , V. Hegde , J. Hiltbrand , B. McMaster , J. Samudio , S. Sawant ,
C. Sutantawibul , J. Wilson 



















Catholic University of America, Washington, DC, USA

R. Bartek , A. Dominguez , A.E. Simsek , S.S. Yu 

















The University of Alabama, Tuscaloosa, Alabama, USA

B. Bam , A. Buchot Perraguin , R. Chudasama , S.I. Cooper , C. Crovella ,
S.V. Gleyzer , E. Pearson, C.U. Perez , P. Rumerio⁸⁰ , E. Usai , R. Yi 











Boston University, Boston, Massachusetts, USA










A. Akpinar , C. Cosby , G. De Castro, Z. Demiragli , C. Erice , C. Fangmeier ,
C. Fernandez Madrazo , E. Fontanesi , D. Gastler , F. Golf , S. Jeon , J. O'cain,
I. Reed , J. Rohlf , K. Salyer , D. Sperka , D. Spitzbart , I. Suarez , A. Tsatsos ,
A.G. Zecchinelli 

Brown University, Providence, Rhode Island, USA












G. Barone , G. Benelli , D. Cutts , L. Gouskos , M. Hadley , U. Heintz , K.W. Ho ,
J.M. Hogan⁸¹ , T. Kwon , G. Landsberg , K.T. Lau , J. Luo , S. Mondal , T. Russell,
S. Sagir⁸² , X. Shen, F. Simpson , M. Stamenkovic , N. Venkatasubramanian

University of California, Davis, Davis, California, USA

S. Abbott , B. Barton , C. Brainerd , R. Breedon , H. Cai ,
M. Calderon De La Barca Sanchez , M. Chertok , M. Citron , J. Conway , P.T. Cox 

R. Erbacher , F. Jensen , O. Kukral , G. Mocellin , M. Mulhearn , S. Ostrom ,
W. Wei , S. Yoo , F. Zhang 

























University of California, Los Angeles, California, USA

K. Adamidis, M. Bachtis , D. Campos, R. Cousins , A. Datta , G. Flores Avila ,
J. Hauser , M. Ignatenko , M.A. Iqbal , T. Lam , Y.f. Lo, E. Manca , A. Nunez Del Prado,
D. Saltzberg , V. Valuev 





















University of California, Riverside, Riverside, California, USA

R. Clare , J.W. Gary , G. Hanson 

University of California, San Diego, La Jolla, California, USA

A. Aportela, A. Arora , J.G. Branson , S. Cittolin , S. Cooperstein , D. Diaz ,
J. Duarte , L. Giannini , Y. Gu, J. Guiang , R. Kansal , V. Krutelyov , R. Lee ,
J. Letts , M. Masciovecchio , F. Mokhtar , S. Mukherjee , M. Pieri , D. Primosch,
M. Quinnan , B.V. Sathia Narayanan , V. Sharma , M. Tadel , E. Vourliotis ,
F. Würthwein , Y. Xiang , A. Yagil 
















University of California, Santa Barbara - Department of Physics, Santa Barbara, California, USA

A. Barzdukas , L. Brennan , C. Campagnari , K. Downham , C. Grieco , M.M. Hussain,
J. Incandela , J. Kim , A.J. Li , P. Masterson , H. Mei , J. Richman , S.N. Santpur ,
U. Sarica , R. Schmitz , F. Setti , J. Sheplock , D. Stuart , T.Á. Vámi , S. Wang ,
X. Yan , D. Zhang















California Institute of Technology, Pasadena, California, USA

S. Bhattacharya , A. Bornheim , O. Cerri, A. Latorre, J. Mao , H.B. Newman ,
G. Reales Gutiérrez, M. Spiropulu , J.R. Vlimant , C. Wang , S. Xie , R.Y. Zhu 

















Carnegie Mellon University, Pittsburgh, Pennsylvania, USA

J. Alison , S. An , P. Bryant , M. Cremonesi, V. Dutta , T. Ferguson , T.A. Gómez Es-
pinosa , A. Harilal , A. Kallil Tharayil, C. Liu , T. Mudholkar , S. Murthy , P. Palit ,
K. Park, M. Paulini , A. Roberts , A. Sanchez , W. Terrill 























































University of Colorado Boulder, Boulder, Colorado, USA




















J.P. Cumalat , W.T. Ford , A. Hart , A. Hassani , G. Karathanasis , N. Manganelli ,
J. Parkes , C. Savard , N. Schonbeck , K. Stenson , K.A. Ulmer , S.R. Wagner ,
N. Zipper , D. Zuolo 

Cornell University, Ithaca, New York, USA




J. Alexander , S. Bright-Thonney , X. Chen , D.J. Cranshaw , J. Dickinson , J. Fan ,
X. Fan , S. Hogan , P. Kotamnives, J. Monroy , M. Oshiro , J.R. Patterson , M. Reid ,
A. Ryd , J. Thom , P. Wittich , R. Zou 

Fermi National Accelerator Laboratory, Batavia, Illinois, USA












M. Albrow , M. Alyari , O. Amram , G. Apollinari , A. Apresyan , L.A.T. Bauerdick ,
D. Berry , J. Berryhill , P.C. Bhat , K. Burkett , J.N. Butler , A. Canepa , G.B. Cerati ,
H.W.K. Cheung , F. Chlebana , G. Cummings , I. Dutta , V.D. Elvira , Y. Feng ,
J. Freeman , A. Gandrakota , Z. Gece , L. Gray , D. Green, A. Grummer ,
S. Grünendahl , D. Guerrero , O. Gutsche , R.M. Harris , R. Heller , T.C. Herwig ,
J. Hirschauer , B. Jayatilaka , S. Jindariani , M. Johnson , U. Joshi , T. Klijnsma ,
B. Klima , K.H.M. Kwok , S. Lammel , C. Lee , D. Lincoln , R. Lipton , T. Liu ,
C. Madrid , K. Maeshima , C. Mantilla , D. Mason , P. McBride , P. Merkel ,
S. Mrenna , S. Nahn , J. Ngadiuba , D. Noonan , S. Norberg, V. Papadimitriou 

N. Pastika , K. Pedro , C. Pena⁸³ , F. Ravera , A. Reinsvold Hall⁸⁴ , L. Ristori , M. Safdari , E. Sexton-Kennedy , N. Smith , A. Soha , L. Spiegel , S. Stoynev , J. Strait , L. Taylor , S. Tkaczyk , N.V. Tran , L. Uplegger , E.W. Vaandering , I. Zoi 

University of Florida, Gainesville, Florida, USA

C. Aruta , P. Avery , D. Bourilkov , P. Chang , V. Cherepanov , R.D. Field, C. Huh , E. Koenig , M. Kolosova , J. Konigsberg , A. Korytov , K. Matchev , N. Menendez , G. Mitselmakher , K. Mohrman , A. Muthirakalayil Madhu , N. Rawal , S. Rosenzweig , Y. Takahashi , J. Wang 
























Florida State University, Tallahassee, Florida, USA

T. Adams , A. Al Kadhim , A. Askew , S. Bower , R. Hashmi , R.S. Kim , S. Kim , T. Kolberg , G. Martinez, H. Prosper , P.R. Prova, M. Wulansatiti , R. Yohay , J. Zhang











Florida Institute of Technology, Melbourne, Florida, USA

B. Alsufyani, S. Butalla , S. Das , T. Elkafrawy¹⁸ , M. Hohlmann , E. Yanes

University of Illinois Chicago, Chicago, Illinois, USA

M.R. Adams , A. Baty , C. Bennett, R. Cavanaugh , R. Escobar Franco , O. Evdokimov , C.E. Gerber , M. Hawksworth, A. Hingrajiya, D.J. Hofman , J.h. Lee , D. S. Lemos , A.H. Merrit , C. Mills , S. Nanda , G. Oh , B. Ozek , D. Pilipovic , R. Pradhan , E. Pifti, T. Roy , S. Rudrabhatla , N. Singh, M.B. Tonjes , N. Varelas , M.A. Wadud , Z. Ye , J. Yoo 























The University of Iowa, Iowa City, Iowa, USA

M. Alhousseini , D. Blend, K. Dilsiz⁸⁵ , L. Emediato , G. Karaman , O.K. Köseyan , J.-P. Merlo, A. Mestvirishvili⁸⁶ , O. Neogi, H. Ogul⁸⁷ , Y. Onel , A. Penzo , C. Snyder, E. Tiras⁸⁸ 









Johns Hopkins University, Baltimore, Maryland, USA

B. Blumenfeld , L. Corcodilos , J. Davis , A.V. Gritsan , L. Kang , S. Kyriacou , P. Maksimovic , M. Roguljic , J. Roskes , S. Sekhar , M. Swartz 


















The University of Kansas, Lawrence, Kansas, USA

A. Abreu , L.F. Alcerro Alcerro , J. Anguiano , S. Arteaga Escatel , P. Baringer , A. Bean , Z. Flowers , D. Grove , J. King , G. Krintiras , M. Lazarovits , C. Le Mahieu , J. Marquez , M. Murray , M. Nickel , M. Pitt , S. Popescu⁸⁹ , C. Rogan , C. Royon , S. Sanders , C. Smith , G. Wilson 





















Kansas State University, Manhattan, Kansas, USA

B. Allmond , R. Gujju Gurunadha , A. Ivanov , K. Kaadze , Y. Maravin , J. Natoli , D. Roy , G. Sorrentino 

University of Maryland, College Park, Maryland, USA

A. Baden , A. Belloni , J. Bistany-riebman, Y.M. Chen , S.C. Eno , N.J. Hadley , S. Jabeen , R.G. Kellogg , T. Koeth , B. Kronheim, Y. Lai , S. Lascio , A.C. Mignerey , S. Nabili , C. Palmer , C. Papageorgakis , M.M. Paranjpe, E. Popova⁹⁰ , A. Shevelev , L. Wang 

Massachusetts Institute of Technology, Cambridge, Massachusetts, USA

J. Bendavid , I.A. Cali , P.c. Chou , M. D'Alfonso , J. Eysermans , C. Freer , G. Gomez-Ceballos , M. Goncharov, G. Grosso, P. Harris, D. Hoang, D. Kovalskyi , J. Krupa , L. Lavezzo , Y.-J. Lee , K. Long , C. Mcginn, A. Novak , M.I. Park , C. Paus , C. Reissel , C. Roland , G. Roland , S. Rothman , G.S.F. Stephans 

Z. Wang , B. Wyslouch , T. J. Yang 











University of Minnesota, Minneapolis, Minnesota, USA

B. Crossman , B.M. Joshi , C. Kapsiak , M. Krohn , D. Mahon , J. Mans ,
B. Marzocchi , M. Revering , R. Rusack , R. Saradhy , N. Strobbe 



















University of Nebraska-Lincoln, Lincoln, Nebraska, USA

K. Bloom , D.R. Claes , G. Haza , J. Hossain , C. Joo , I. Kravchenko , A. Rohilla ,
J.E. Siado , W. Tabb , A. Vagnerini , A. Wightman , F. Yan , D. Yu 









State University of New York at Buffalo, Buffalo, New York, USA

H. Bandyopadhyay , L. Hay , H.w. Hsia, I. Iashvili , A. Kalogeropoulos ,
A. Kharchilava , M. Morris , D. Nguyen , S. Rappoccio , H. Rejeb Sfar, A. Williams ,
P. Young 


























Northeastern University, Boston, Massachusetts, USA

G. Alverson , E. Barberis , J. Bonilla , B. Bylsma, M. Campana , J. Dervan, Y. Haddad ,
Y. Han , I. Israr , A. Krishna , J. Li , M. Lu , G. Madigan , R. Mccarthy ,
D.M. Morse , V. Nguyen , T. Orimoto , A. Parker , L. Skinnari , E. Tsai, D. Wood 









Northwestern University, Evanston, Illinois, USA

J. Bueghly, S. Dittmer , K.A. Hahn , D. Li , Y. Liu , M. Mcginnis , Y. Miao ,
D.G. Monk , M.H. Schmitt , A. Taliercio , M. Velasco

















University of Notre Dame, Notre Dame, Indiana, USA

G. Agarwal , R. Band , R. Bucci, S. Castells , A. Das , R. Goldouzian , M. Hildreth ,
K. Hurtado Anampa , T. Ivanov , C. Jessop , K. Lannon , J. Lawrence , N. Loukas ,
L. Lutton , J. Mariano, N. Marinelli, I. Mcalister, T. McCauley , C. Mcgrady , C. Moore ,
Y. Musienko¹⁵ , H. Nelson , M. Osherson , A. Piccinelli , R. Ruchti , A. Townsend ,
Y. Wan, M. Wayne , H. Yockey, M. Zarucki , L. Zygala 

The Ohio State University, Columbus, Ohio, USA

A. Basnet , M. Carrigan , L.S. Durkin , C. Hill , M. Joyce , M. Nunez Ornelas , K. Wei,
D.A. Wenzl, B.L. Winer , B. R. Yates 




















Princeton University, Princeton, New Jersey, USA

H. Bouchamaoui , K. Coldham, P. Das , G. Dezoort , P. Elmer , A. Frankenthal ,
B. Greenberg , N. Haubrich , K. Kennedy, G. Kopp , S. Kwan , D. Lange ,
A. Loeliger , D. Marlow , I. Ojalvo , J. Olsen , D. Stickland , C. Tully , L.H. Vage




University of Puerto Rico, Mayaguez, Puerto Rico, USA

S. Malik , R. Sharma

Purdue University, West Lafayette, Indiana, USA




A.S. Bakshi , S. Chandra , R. Chawla , A. Gu , L. Gutay, M. Jones , A.W. Jung ,
A.M. Koshy, M. Liu , G. Negro , N. Neumeister , G. Paspalaki , S. Piperov ,
V. Scheurer, J.F. Schulte , M. Stojanovic , J. Thieman , A. K. Viridi , F. Wang ,
A. Wildridge , W. Xie , Y. Yao 

Purdue University Northwest, Hammond, Indiana, USA

J. Dolen , N. Parashar , A. Pathak 

Rice University, Houston, Texas, USA





















D. Acosta , T. Carnahan , K.M. Ecklund , P.J. Fernández Manteca , S. Freed, P. Gardner,
F.J.M. Geurts , I. Krommydas , W. Li , J. Lin , O. Miguel Colin , B.P. Padley 

R. Redjimi, J. Rotter , E. Yigitbasi , Y. Zhang 











University of Rochester, Rochester, New York, USA

A. Bodek , P. de Barbaro , R. Demina , J.L. Dulemba , A. Garcia-Bellido ,
O. Hindrichs , A. Khukhunaishvili , N. Parmar, P. Parygin⁹⁰ , R. Taus 
















Rutgers, The State University of New Jersey, Piscataway, New Jersey, USA

B. Chiarito, J.P. Chou , S.V. Clark , D. Gadkari , Y. Gershtein , E. Halkiadakis ,
M. Heindl , C. Houghton , D. Jaroslowski , S. Konstantinou , I. Laflotte , A. Lath ,
R. Montalvo, K. Nash, J. Reichert , H. Routray , P. Saha , S. Salur , S. Schnetzer,
S. Somalwar , R. Stone , S.A. Thayil , S. Thomas, J. Vora , H. Wang 










University of Tennessee, Knoxville, Tennessee, USA

D. Ally , A.G. Delannoy , S. Fiorendi , S. Higginbotham , T. Holmes , A.R. Kanu-
ganti , N. Karunarathna , L. Lee , E. Nibigira , S. Spanier 












Texas A&M University, College Station, Texas, USA

D. Aebi , M. Ahmad , T. Akhter , K. Androsov⁵⁹ , O. Bouhali⁹¹ , R. Eusebi ,
J. Gilmore , T. Huang , T. Kamon⁹² , H. Kim , S. Luo , R. Mueller , D. Overton ,
D. Rathjens , A. Safonov 

Texas Tech University, Lubbock, Texas, USA

N. Akchurin , J. Damgov , N. Gogate , A. Hussain , Y. Kazhykarim, K. Lamichhane ,
S.W. Lee , A. Mankel , T. Peltola , I. Volobouev 

Vanderbilt University, Nashville, Tennessee, USA

E. Appelt , Y. Chen , S. Greene, A. Gurrola , W. Johns , R. Kunnawalkam Elayavalli ,
A. Melo , F. Romeo , P. Sheldon , S. Tuo , J. Velkovska , J. Viinikainen 























University of Virginia, Charlottesville, Virginia, USA

B. Cardwell , H. Chung, B. Cox , J. Hakala , R. Hirosky , A. Ledovskoy , C. Neu 

Wayne State University, Detroit, Michigan, USA























S. Bhattacharya , P.E. Karchin 

University of Wisconsin - Madison, Madison, Wisconsin, USA

A. Aravind, S. Banerjee , K. Black , T. Bose , E. Chavez , S. Dasu , P. Everaerts ,
C. Galloni, H. He , M. Herndon , A. Herve , C.K. Koraka , A. Lanaro, R. Loveless ,
J. Madhusudanan Sreekala , A. Mallampalli , A. Mohammadi , S. Mondal, G. Parida ,
L. Pétré , D. Pinna, A. Savin, V. Shang , V. Sharma , W.H. Smith , D. Teague, H.F. Tsoi ,
W. Vetens , A. Warden 

Authors affiliated with an institute or an international laboratory covered by a cooperation agreement with CERN

S. Afanasiev , V. Alexakhin , D. Budkouski , I. Golutvin[†] , I. Gorbunov , V. Kar-
javine , V. Korenkov , A. Lanev , A. Malakhov , V. Matveev⁹³ , V. Palichik ,
V. Perelygin , M. Savina , V. Shalaev , S. Shmatov , S. Shulha , V. Smirnov ,
O. Teryaev , N. Voytishin , B.S. Yuldashev⁹⁴, A. Zarubin , I. Zhizhin , G. Gavrillov ,
V. Golovtsov , Y. Ivanov , V. Kim⁹³ , P. Levchenko⁹⁵ , V. Murzin , V. Oreshkin ,
D. Sosnov , V. Sulimov , L. Uvarov , A. Vorobyev[†], Yu. Andreev , A. Dermenev ,
S. Gninenko , N. Golubev , A. Karneyeu , D. Kirpichnikov , M. Kirsanov ,
N. Krasnikov , I. Tlisova , A. Toropin , T. Aushev , K. Ivanov , V. Gavrillov ,
N. Lychkovskaya , A. Nikitenko^{96,97} , V. Popov , A. Zhokin , M. Chadeeva⁹³ ,
R. Chistov⁹³ , S. Polikarpov⁹³ , V. Andreev , M. Azarkin , M. Kirakosyan, A. Terkulov 

E. Boos , V. Bunichev , M. Dubinin⁸³ , L. Dudko , A. Gribushin , V. Klyukhin , O. Kodolova⁹⁷ , S. Obraztsov , M. Perfilov, V. Savrin , P. Volkov , G. Vorotnikov , V. Blinov⁹³, T. Dimova⁹³ , A. Kozyrev⁹³ , O. Radchenko⁹³ , Y. Skovpen⁹³ , V. Kachanov , D. Konstantinov , S. Slabospitskii , A. Uzunian , A. Babaev , V. Borshch , D. Druzhkin⁹⁸ 

†: Deceased

¹Also at Yerevan State University, Yerevan, Armenia

²Also at TU Wien, Vienna, Austria

³Also at Ghent University, Ghent, Belgium

⁴Also at Universidade do Estado do Rio de Janeiro, Rio de Janeiro, Brazil

⁵Also at FACAMP - Faculdades de Campinas, Sao Paulo, Brazil

⁶Also at Universidade Estadual de Campinas, Campinas, Brazil

⁷Also at Federal University of Rio Grande do Sul, Porto Alegre, Brazil

⁸Also at University of Chinese Academy of Sciences, Beijing, China

⁹Also at China Center of Advanced Science and Technology, Beijing, China

¹⁰Also at University of Chinese Academy of Sciences, Beijing, China

¹¹Also at China Spallation Neutron Source, Guangdong, China

¹²Now at Henan Normal University, Xinxiang, China

¹³Also at University of Shanghai for Science and Technology, Shanghai, China

¹⁴Now at The University of Iowa, Iowa City, Iowa, USA

¹⁵Also at an institute or an international laboratory covered by a cooperation agreement with CERN

¹⁶Also at Zewail City of Science and Technology, Zewail, Egypt

¹⁷Also at British University in Egypt, Cairo, Egypt

¹⁸Now at Ain Shams University, Cairo, Egypt

¹⁹Also at Purdue University, West Lafayette, Indiana, USA

²⁰Also at Université de Haute Alsace, Mulhouse, France

²¹Also at Istinye University, Istanbul, Turkey

²²Also at The University of the State of Amazonas, Manaus, Brazil

²³Also at University of Hamburg, Hamburg, Germany

²⁴Also at RWTH Aachen University, III. Physikalisches Institut A, Aachen, Germany

²⁵Also at Bergische University Wuppertal (BUW), Wuppertal, Germany

²⁶Also at Brandenburg University of Technology, Cottbus, Germany

²⁷Also at Forschungszentrum Jülich, Jülich, Germany

²⁸Also at CERN, European Organization for Nuclear Research, Geneva, Switzerland

²⁹Also at HUN-REN ATOMKI - Institute of Nuclear Research, Debrecen, Hungary

³⁰Now at Universitatea Babeş-Bolyai - Facultatea de Fizica, Cluj-Napoca, Romania

³¹Also at MTA-ELTE Lendület CMS Particle and Nuclear Physics Group, Eötvös Loránd University, Budapest, Hungary

³²Also at HUN-REN Wigner Research Centre for Physics, Budapest, Hungary

³³Also at Physics Department, Faculty of Science, Assiut University, Assiut, Egypt

³⁴Also at Punjab Agricultural University, Ludhiana, India

³⁵Also at University of Visva-Bharati, Santiniketan, India

³⁶Also at Indian Institute of Science (IISc), Bangalore, India

³⁷Also at Amity University Uttar Pradesh, Noida, India

³⁸Also at IIT Bhubaneswar, Bhubaneswar, India

³⁹Also at Institute of Physics, Bhubaneswar, India

⁴⁰Also at University of Hyderabad, Hyderabad, India

⁴¹Also at Deutsches Elektronen-Synchrotron, Hamburg, Germany

- ⁴²Also at Isfahan University of Technology, Isfahan, Iran
- ⁴³Also at Sharif University of Technology, Tehran, Iran
- ⁴⁴Also at Department of Physics, University of Science and Technology of Mazandaran, Behshahr, Iran
- ⁴⁵Also at Department of Physics, Faculty of Science, Arak University, ARAK, Iran
- ⁴⁶Also at Helwan University, Cairo, Egypt
- ⁴⁷Also at Italian National Agency for New Technologies, Energy and Sustainable Economic Development, Bologna, Italy
- ⁴⁸Also at Centro Siciliano di Fisica Nucleare e di Struttura Della Materia, Catania, Italy
- ⁴⁹Also at Università degli Studi Guglielmo Marconi, Roma, Italy
- ⁵⁰Also at Scuola Superiore Meridionale, Università di Napoli 'Federico II', Napoli, Italy
- ⁵¹Also at Fermi National Accelerator Laboratory, Batavia, Illinois, USA
- ⁵²Also at Consiglio Nazionale delle Ricerche - Istituto Officina dei Materiali, Perugia, Italy
- ⁵³Also at Institut de Physique des 2 Infinis de Lyon (IP2I), Villeurbanne, France
- ⁵⁴Also at Department of Applied Physics, Faculty of Science and Technology, Universiti Kebangsaan Malaysia, Bangi, Malaysia
- ⁵⁵Also at Consejo Nacional de Ciencia y Tecnología, Mexico City, Mexico
- ⁵⁶Also at Trincomalee Campus, Eastern University, Sri Lanka, Nilaveli, Sri Lanka
- ⁵⁷Also at Saegis Campus, Nugegoda, Sri Lanka
- ⁵⁸Also at National and Kapodistrian University of Athens, Athens, Greece
- ⁵⁹Also at Ecole Polytechnique Fédérale Lausanne, Lausanne, Switzerland
- ⁶⁰Also at University of Vienna, Vienna, Austria
- ⁶¹Also at Universität Zürich, Zurich, Switzerland
- ⁶²Also at Stefan Meyer Institute for Subatomic Physics, Vienna, Austria
- ⁶³Also at Laboratoire d'Annecy-le-Vieux de Physique des Particules, IN2P3-CNRS, Annecy-le-Vieux, France
- ⁶⁴Also at Near East University, Research Center of Experimental Health Science, Mersin, Turkey
- ⁶⁵Also at Konya Technical University, Konya, Turkey
- ⁶⁶Also at Izmir Bakircay University, Izmir, Turkey
- ⁶⁷Also at Adiyaman University, Adiyaman, Turkey
- ⁶⁸Also at Bozok Universitetesi Rektörlüğü, Yozgat, Turkey
- ⁶⁹Also at Marmara University, Istanbul, Turkey
- ⁷⁰Also at Milli Savunma University, Istanbul, Turkey
- ⁷¹Also at Kafkas University, Kars, Turkey
- ⁷²Now at Istanbul Okan University, Istanbul, Turkey
- ⁷³Also at Hacettepe University, Ankara, Turkey
- ⁷⁴Also at Erzincan Binali Yildirim University, Erzincan, Turkey
- ⁷⁵Also at Istanbul University - Cerrahpasa, Faculty of Engineering, Istanbul, Turkey
- ⁷⁶Also at Yildiz Technical University, Istanbul, Turkey
- ⁷⁷Also at School of Physics and Astronomy, University of Southampton, Southampton, United Kingdom
- ⁷⁸Also at IPPP Durham University, Durham, United Kingdom
- ⁷⁹Also at Monash University, Faculty of Science, Clayton, Australia
- ⁸⁰Also at Università di Torino, Torino, Italy
- ⁸¹Also at Bethel University, St. Paul, Minnesota, USA
- ⁸²Also at Karamanoğlu Mehmetbey University, Karaman, Turkey
- ⁸³Also at California Institute of Technology, Pasadena, California, USA
- ⁸⁴Also at United States Naval Academy, Annapolis, Maryland, USA

⁸⁵Also at Bingol University, Bingol, Turkey

⁸⁶Also at Georgian Technical University, Tbilisi, Georgia

⁸⁷Also at Sinop University, Sinop, Turkey

⁸⁸Also at Erciyes University, Kayseri, Turkey

⁸⁹Also at Horia Hulubei National Institute of Physics and Nuclear Engineering (IFIN-HH), Bucharest, Romania

⁹⁰Now at another institute or international laboratory covered by a cooperation agreement with CERN

⁹¹Also at Texas A&M University at Qatar, Doha, Qatar

⁹²Also at Kyungpook National University, Daegu, Korea

⁹³Also at another institute or international laboratory covered by a cooperation agreement with CERN

⁹⁴Also at Institute of Nuclear Physics of the Uzbekistan Academy of Sciences, Tashkent, Uzbekistan

⁹⁵Also at Northeastern University, Boston, Massachusetts, USA

⁹⁶Also at Imperial College, London, United Kingdom

⁹⁷Now at Yerevan Physics Institute, Yerevan, Armenia

⁹⁸Also at Universiteit Antwerpen, Antwerpen, Belgium