

TESLA

The Superconducting Electron Positron Linear Collider with an Integrated X-Ray Laser Laboratory

Technical Design Report

Part III Physics at an e^+e^- Linear Collider



Publisher:

DESY

Deutsches Elektronen-Synchrotron
Notkestraße 85, D-22607 Hamburg
Germany

<http://www.desy.de>

E-mail: desyinfo@desy.de

Member of the Hermann von Helmholtz Association
of National Research Centers (HGF)

Reproduction including extracts is permitted
subject to crediting the source.

Copy deadline: March 2001

ISBN 3-935702-00-0

ISSN 0418-9833

TESLA

**The Superconducting Electron Positron
Linear Collider with an Integrated
X-Ray Laser Laboratory**

Technical Design Report

PART I: Executive Summary

Editors: F.Richard, J.R.Schneider, D.Trines, A.Wagner

PART II: The Accelerator

Editors: R.Brinkmann, K.Flöttmann, J.Rossbach,
P.Schmüser, N.Walker, H.Weise

PART III: Physics at an e^+e^- Linear Collider

Editors: R.D.Heuer, D.Miller, F.Richard, P.Zerwas

PART IV: A Detector for TESLA

Editors: T.Behnke, S.Bertolucci, R.D.Heuer, R.Settles

PART V: The X-Ray Free Electron Laser Laboratory

Editors: G.Materlik, T.Tschentscher

PART VI: Appendices

Editors: R.Klanner

Chapter 1: V.Telnov

Chapter 2: U.Katz, M.Klein, A.Levy

Chapter 3: R.Kaiser, W.D.Nowak

Chapter 4: E.DeSanctis, J.-M.Laget, K.Rith

Part III: Physics at an e^+e^- Linear Collider

Editors:

R.-D.Heuer, D.Miller,

F.Richard, P.Zerwas

Authors

J.A. Aguilar–Saavedra³⁹, J. Alcaraz⁵⁹, A. Ali²⁶, S. Ambrosanio¹⁹, A. Andrezza⁶⁸, J. Andruszkow⁴⁸, B. Badelek^{111,113}, A. Ballestrero¹¹⁰, T. Barklow¹⁰², A. Bartl¹¹⁴, M. Battaglia^{19,43}, T. Behnke²⁶, G. Belanger², D. Benson⁷⁶, M. Berggren⁸⁴, W. Bernreuther¹, M. Besançon⁹⁸, J. Biebel²⁶, O. Biebel⁷³, I. Bigi⁷⁶, J.J. van der Bij³⁶, T. Binoth², G.A. Blair⁵⁶, C. Blöchinger¹¹⁵, J. Blümlein²⁶, M. Boonekamp⁹⁸, E. Boos⁷¹, G. Borisso⁸⁰, A. Brandenburg²⁶, J.–C. Brient⁸³, G. Bruni^{15,16}, K. Büsser²⁶, P. Burrows⁸², R. Casalbuoni³⁴, C. Castanier⁶, P. Chankowski¹¹³, A. Chekanov⁴, R. Chierici¹⁹, S.Y. Choi²¹, P. Christova^{27,100}, P. Cifaloni⁵², D. Comelli³², G. Conteras⁶⁴, M. Danilov⁷⁰, W. Da Silva⁸⁴, A. Deandrea¹⁹, W. de Boer⁴⁶, S. De Curtis³⁴, S.J. De Jong⁷⁴, A. Denner⁹⁰, A. De Roeck¹⁹, K. Desch⁴⁰, E. De Wolf³, S. Dittmaier²⁶, V. Djordjadze²⁶, A. Djouadi⁶⁹, D. Dominici³⁴, M. Doncheski⁸⁸, M.T. Dova⁵⁰, V. Drollinger⁴⁶, H. Eberl¹¹⁴, J. Erler⁸⁹, A. Eskreys⁴⁸, J.R. Espinosa⁶¹, N. Evanson⁶³, E. Fernandez⁸, J. Forshaw⁶³, H. Fraas¹¹⁵, A. Freitas²⁶, F. Gangemi⁸⁶, P. Garcia-Abia^{19,10}, R. Gatto³⁷, P. Gay⁶, T. Gehrmann¹⁹, A. Gehrmann–De Ridder⁴⁶, U. Gensch²⁶, N. Ghodbane²⁶, I.F. Ginzburg⁷⁷, R. Godbole⁷, S. Godfrey⁸¹, G. Gounaris¹⁰⁶, M. Grazzini¹¹⁶, E. Gross⁹³, B. Grzadkowski¹¹³, J. Guasch⁴⁶, J.F. Gunion²⁵, K. Hagiwara⁴⁷, T. Han⁴⁶, K. Harder²⁶, R. Harlander¹⁴, R. Hawkings^{26,a}, S. Heinemeyer¹⁴, R.–D. Heuer⁴⁰, C.A. Heusch⁹⁹, J. Hewett^{102,103}, G. Hiller¹⁰², A. Hoang⁷³, W. Hollik⁴⁶, J.I. Illana^{26,39}, V.A. Ilyin⁷¹, D. Indumathi²⁰, S. Ishihara⁴⁴, M. Jack²⁶, S. Jadach⁴⁸, F. Jegerlehner²⁶, M. Jezabek⁴⁸, G. Jikia³⁶, L. Jönsson⁵⁷, P. Jankowski¹¹³, P. Jurkiewicz⁴⁸, A. Juste^{8,31}, A. Kagan²², J. Kalinowski¹¹³, M. Kalmykov²⁶, P. Kalyniak⁸¹, B. Kamal⁸¹, J. Kamoshita⁷⁸, S. Kanemura⁶⁵, F. Kapusta⁸⁴, S. Katsanevas⁵⁸, R. Keranen⁴⁶, V. Khoze²⁸, A. Kiiskinen⁴², W. Kilian⁴⁶, M. Klasen⁴⁰, J.L. Kneur⁶⁹, B.A. Kniehl⁴⁰, M. Kobel¹⁷, K. Kołodziej¹⁰¹, M. Krämer²⁹, S. Kraml¹¹⁴, M. Krawczyk¹¹³, J.H. Kühn⁴⁶, J. Kwiecinski⁴⁸, P. Laurelli³⁵, A. Leike⁷², J. Letts⁴⁵, W. Lohmann²⁶, S. Lola¹⁹, P. Lutz⁹⁸, P. Mättig⁹³, W. Majerotto¹¹⁴, T. Mannel⁴⁶, M. Martinez⁸, H.–U. Martyn¹, T. Mayer¹¹⁵, B. Mele^{96,97}, M. Melles⁹⁰, W. Menges⁴⁰, G. Merino⁸, N. Meyer⁴⁰, D.J. Miller⁵⁵, D.J. Miller²⁶, P. Minkowski¹², R. Miquel^{9,8}, K. Mönig²⁶, G. Montagna^{86,87}, G. Moortgat–Pick²⁶, P. Mora de Freitas⁸³, G. Moreau⁹⁸, M. Moretti^{32,33}, S. Moretti⁹¹, L. Motyka^{111,49}, G. Moulhaka⁶⁹, M. Mühlleitner⁶⁹, U. Nauenberg²³, R. Nisius¹⁹, H. Nowak²⁶, T. Ohl²⁴, R. Orava⁴², J. Orloff⁶, P. Osland¹¹, G. Panzeri³⁵, A.A. Pankov³⁸, C. Papadopoulos⁵, N. Paver^{108,109}, D. Peralta^{9,8}, H.T. Phillips⁵⁶, F. Picinini^{86,87}, W. Placzek⁴⁹, M. Pohl^{37,74}, W. Porod¹¹², A. Pukhov⁷¹, A. Raspereza²⁶, D. Reid⁷⁵, F. Richard⁸⁰, S. Riemann²⁶, T. Riemann²⁶, S. Rosati¹⁷, M. Roth⁵⁴, S. Roth¹, C. Royon⁹⁸, R. Rückl¹¹⁵, E. Ruiz–Morales⁶⁰, M. Sachwitz²⁶, J. Schieck⁴¹, H.–J. Schreiber²⁶, D. Schulte¹⁹, M. Schumacher²⁶, R.D. Settles⁷³, M. Seymour⁶³, R. Shanidze^{105,30}, T. Sjöstrand⁵⁷, M. Skrzypek⁴⁸, S. Söldner–Rembold³⁶, A. Sopczak⁴⁶, H. Spiesberger⁶², M. Spira⁹⁰, H. Steiner⁵¹, M. Stratmann⁹², Y. Sumino¹⁰⁷, S. Tapprogge¹⁹, V. Telnov¹⁸, T. Teubner¹, A. Tonazzo⁶⁶, C. Troncon⁶⁷, O. Veretin²⁶, C. Verzegnassi¹⁰⁹, A. Vest¹, A. Vicini⁴⁶, H. Videau⁸³, W. Vogelsang⁹⁴, A. Vogt⁵³, H. Vogt²⁶, D. Wackerath⁹⁵,

A. Wagner²⁶, S. Wallon^{84,79}, G. Weiglein¹⁹, S. Weinzierl⁸⁵, T. Wengler¹⁹,
N. Vermes¹⁷, A. Werthenbach²⁶, G. Wilson⁶³, M. Winter¹⁰⁴, A.F. Żarnecki¹¹³,
P.M. Zerwas²⁶, B. Ziaja^{48,111}, J. Zochowski¹³.

Convenors

A. Bartl, M. Battaglia, W. Bernreuther, G. Blair, A. Brandenburg, P. Burrows,
K. Desch, A. Djouadi, W. de Boer, A. De Roeck, G. Gounaris, E. Gross,
C.A. Heusch, S. Jadach, F. Jegerlehner, S. Katsanevas, M. Krämer, B.A. Kniehl,
J. Kühn, W. Majerotto, M. Martinez, H.-U. Martyn, R. Miquel, K. Mönig, T. Ohl,
M. Pohl, R. Rückl, M. Spira, V. Telnov, G. Wilson

¹ RWTH Aachen, Germany

² Laboratoire d'Annecy–le–Vieux de Physique des Particules, France

³ Universiteit Antwerpen, The Netherlands

⁴ ANL, Argonne, IL, USA

⁵ Demokritos National Centre for Scientific Research, Athens, Greece

⁶ Université Blaise Pascal, Aubière, France

⁷ Indian Institute of Science, Bangalore, India

⁸ Universitat Autònoma de Barcelona, Spain

⁹ Universitat de Barcelona, Spain

¹⁰ Universität Basel, Switzerland

¹¹ University of Bergen, Norway

¹² Universität Bern, Switzerland

¹³ Białystok University Białystok, Poland

¹⁴ BNL, Upton, NY, USA

¹⁵ INFN, Sezione di Bologna, Italy

¹⁶ Università degli Studi di Bologna, Italy

¹⁷ Universität Bonn, Germany

¹⁸ BINP, Novosibirsk, Russia

¹⁹ CERN, Genève, Switzerland

²⁰ The Institute of Mathematical Sciences, CIT Campus, Chennai, India

²¹ Chonbuk National University, Chonju, Korea

²² University of Cincinnati, OH, USA

²³ University of Colorado, Boulder, CO, USA

²⁴ Technische Universität Darmstadt, Germany

²⁵ University of California, Davis, CA, USA

²⁶ DESY, Hamburg and Zeuthen, Germany

²⁷ JINR, Dubna, Russia

²⁸ University of Durham, UK

²⁹ University of Edinburgh, UK

³⁰ Friedrich–Alexander–Universität Erlangen–Nürnberg, Germany

³¹ FNAL, Batavia, IL, USA

³² INFN, Sezione di Ferrara, Italy

-
- ³³ Università degli Studi di Ferrara, Italy
³⁴ Università di Firenze, Italy
³⁵ INFN Laboratori Nazionali di Frascati, Italy
³⁶ Albert–Ludwigs–Universität Freiburg, Germany
³⁷ Université de Genève, Switzerland
³⁸ Gomel Technical University, Belarus
³⁹ Universidad de Granada, Spain
⁴⁰ Universität Hamburg, Germany
⁴¹ Universität Heidelberg, Germany
⁴² Helsinki Institute of Physics, Finland
⁴³ University of Helsinki, Finland
⁴⁴ Hyogo University, Japan
⁴⁵ Indiana University, Bloomington, USA
⁴⁶ Universität Karlsruhe, Germany
⁴⁷ KEK, Tsukuba, Japan
⁴⁸ INP, Kraków, Poland
⁴⁹ Jagellonian University, Kraków, Poland
⁵⁰ Universidad Nacional de La Plata, Argentina
⁵¹ LBNL, University of California, Berkeley, CA, USA
⁵² INFN, Sezione di Lecce, Italy
⁵³ Universiteit Leiden, The Netherlands
⁵⁴ Universität Leipzig, Germany
⁵⁵ University College London, UK
⁵⁶ Royal Holloway and Bedford New College, University of London, UK
⁵⁷ University of Lund, Sweden
⁵⁸ IPN, Lyon, France
⁵⁹ CIEMAT, Madrid, Spain
⁶⁰ Universidad Autónoma de Madrid, Spain
⁶¹ CSIC, IMAFF, Madrid, Spain
⁶² Johannes–Gutenberg–Universität Mainz, Germany
⁶³ University of Manchester, UK
⁶⁴ CINVESTAV-IPN, Merida, Mexico
⁶⁵ Michigan State University, East Lansing, MI, USA
⁶⁶ Università degli Studi Milano–Bicocca, Italy
⁶⁷ INFN, Sezione di Milano, Italy
⁶⁸ Università degli Studi di Milano, Italy
⁶⁹ Université de Montpellier II, France
⁷⁰ ITEP, Moscow, Russia
⁷¹ M.V. Lomonosov Moscow State University, Russia
⁷² Ludwigs–Maximilians–Universität München, Germany
⁷³ Max Planck Institut für Physik, München, Germany
⁷⁴ Katholieke Universiteit Nijmegen, The Netherlands
⁷⁵ NIKHEF, Amsterdam, The Netherlands
⁷⁶ University of Notre Dame, IN, USA

- ⁷⁷ Institute of Mathematics SB RAS, Novosibirsk, Russia
- ⁷⁸ Ochanomizu University, Tokyo, Japan
- ⁷⁹ Université Paris XI, Orsay, France
- ⁸⁰ LAL, Orsay, France
- ⁸¹ Carleton University, Ottawa, Canada
- ⁸² Oxford University, UK
- ⁸³ Ecole Polytechnique, Palaiseau, France
- ⁸⁴ Universités Paris VI et VII, France
- ⁸⁵ Università degli Studi di Parma, Italy
- ⁸⁶ INFN, Sezione di Pavia, Italy
- ⁸⁷ Università di Pavia, Italy
- ⁸⁸ Pennsylvania State University, Mont Alto, PA, USA
- ⁸⁹ Pennsylvania State University, University Park, PA, USA
- ⁹⁰ PSI, Villigen, Switzerland
- ⁹¹ RAL, Oxon, UK
- ⁹² Universität Regensburg, Germany
- ⁹³ Weizmann Institute of Science, Rehovot, Israel
- ⁹⁴ RIKEN-BNL, Upton, NY, USA
- ⁹⁵ University of Rochester, NY, USA
- ⁹⁶ INFN, Sezione di Roma I, Italy
- ⁹⁷ Università degli Studi di Roma La Sapienza, Italy
- ⁹⁸ DAPNIA-CEA, Saclay, France
- ⁹⁹ University of California, Santa Cruz, CA, USA
- ¹⁰⁰ Shoumen University Bishop K. Preslavsky, Bulgaria
- ¹⁰¹ University of Silesia, Katowice, Poland
- ¹⁰² SLAC, Stanford, CA, USA
- ¹⁰³ Stanford University, CA, USA
- ¹⁰⁴ IReS, Strasbourg, France
- ¹⁰⁵ Tblisi State University, Georgia
- ¹⁰⁶ Aristotle University of Thessaloniki, Greece
- ¹⁰⁷ Tohoku University, Sendai, Japan
- ¹⁰⁸ INFN, Sezione di Trieste, Italy
- ¹⁰⁹ Università degli Studi di Trieste, Italy
- ¹¹⁰ INFN, Sezione di Torino, Italy
- ¹¹¹ University of Uppsala, Sweden
- ¹¹² Universitat de València, Spain
- ¹¹³ Warsaw University, Poland
- ¹¹⁴ Universität Wien, Austria
- ¹¹⁵ Universität Würzburg, Germany
- ¹¹⁶ ETH Zürich, Switzerland

^a now at CERN

Contents

1	Introduction	1
1.1	Particle Physics Today	1
1.2	The TESLA Physics Programme	2
1.2.1	The Higgs mechanism	2
1.2.2	Supersymmetry	3
1.2.3	Alternative new physics	4
1.2.4	Challenging the Standard Model	5
1.3	Technical Requirements	6
1.4	Conclusions	8
	Bibliography	9
2	Higgs Physics	11
2.1	Higgs Boson Phenomenology	11
2.1.1	The Standard Model	11
2.1.2	Supersymmetric Extension of the Standard Model	18
2.2	Study of the Higgs Boson Profile	24
2.2.1	Mass measurement	24
2.2.2	Couplings to massive gauge bosons	26
2.2.3	Coupling to photons	28
2.2.4	The Higgs boson total decay width	29
2.2.5	Couplings to fermions	30
2.2.6	Higgs top Yukawa coupling	31
2.2.7	Extraction of Higgs couplings	33
2.2.8	Quantum numbers of the Higgs boson	33
2.2.9	Higgs potential	38
2.3	Study of SUSY Higgs Bosons	40
2.3.1	Study of the H^0 , A^0 and H^\pm bosons	41
2.3.2	Indirect determination of the SM/MSSM nature of a light Higgs	43
2.4	Non SUSY Extension of the SM	44
2.4.1	Higgs detection in 2HDM	44
2.4.2	Higgs boson detection in the Stealth Model	46
2.5	The Complementarity with the LHC	47
	Bibliography	50

3	Supersymmetry	57
3.1	The Minimal Supersymmetric Standard Model	59
3.2	Sleptons	60
3.2.1	Mass determinations	60
3.2.2	Slepton properties	62
3.3	Charginos and Neutralinos	64
3.3.1	Mass determinations	64
3.3.2	Chargino properties	66
3.3.3	Neutralino properties	68
3.4	Stop Particles	69
3.4.1	Parameter determination	69
3.5	The Minimal Supergravity (mSUGRA) Model	72
3.6	Gauge-Mediated SUSY Breaking (GMSB)	73
3.7	Anomaly-Mediated SUSY Breaking (AMSB)	75
3.8	Supersymmetry with R -Parity Violation	76
3.8.1	Single SUSY particle production	76
3.8.2	Bilinear violation of R -parity	78
3.9	e^-e^- , $e^-\gamma$ and $\gamma\gamma$ Options	78
3.10	Extrapolation of SUSY Parameters to High Energy Scales	80
3.11	Comparison of TESLA with LHC	81
	Bibliography	84
4	Alternative Theories	89
4.1	Introduction	89
4.2	Extra Dimensions	90
4.2.1	Gravity at large dimensions	90
4.2.2	Randall-Sundrum model	97
4.2.3	Non-commutative quantum field theory (NCQFT)	98
4.3	Strong Electroweak Symmetry Breaking	99
4.3.1	Strong WW Interactions	101
4.3.2	Vector resonances and Pseudo-Goldstone bosons	107
4.4	Compositeness	110
4.4.1	Contact interactions	110
4.4.2	Leptoquarks	111
4.5	Conclusions	113
	Bibliography	115
5	Precision Measurements	121
5.1	Electroweak Gauge Bosons	121
5.1.1	W-production at high energies	121
5.1.2	High precision measurements at lower energies	128
5.1.3	Measurements of CKM-matrix elements	134
5.1.4	Other electroweak tests at GigaZ	138
5.1.5	Conclusions	138

5.2	Extended Gauge Theories	139
5.2.1	Z' limits	140
5.2.2	W' limits	142
5.2.3	SO(10) neutrinos and E_6 leptons	144
5.2.4	Heavy Majorana neutrinos in e^-e^- collisions	145
5.2.5	Conclusions	146
5.3	Top Quark Physics	146
5.3.1	Profile of the top quark: decay modes	148
5.3.2	Threshold production: the top mass	149
5.3.3	Continuum production and t form factors	156
5.3.4	Complementarity with the LHC	159
5.4	Quantum Chromodynamics	160
5.4.1	Introduction	160
5.4.2	Precise determination of α_s	160
5.4.3	Q^2 evolution of α_s	162
5.4.4	Further important topics	163
5.4.5	Two Photon physics	164
5.4.6	Complementarity of LHC	170
	Bibliography	171

1 Introduction

1.1 Particle Physics Today

The Standard Model of particle physics was built up through decades of intensive dialogue between theory and experiments at both hadron and electron machines. It has become increasingly coherent as experimental analyses have established the basic physical concepts. Leptons and quarks were discovered as the fundamental constituents of matter. The photon, the W and Z bosons, and the gluons were identified as the carriers of the electromagnetic, weak and strong forces. Electromagnetic and weak forces have been unified within the electroweak gauge field theory. The QCD gauge field theory has been confirmed as the theory of strong interactions.

In the last few years many aspects of the model have been stringently tested, some to the per-mille level, with e^+e^- , ep and $p\bar{p}$ machines making complementary contributions, especially to the determination of the electroweak parameters. With the e^+e^- data from LEP1 and SLC measurements of the lineshape and couplings of the Z boson became so precise that the mass of the top quark was already tightly constrained by quantum level calculations before it was directly measured in $p\bar{p}$ at the Tevatron. Since then LEP2 and the Tevatron have extended the precision measurements to the properties of the W bosons. Combining these results with neutrino scattering data and low energy measurements, the experimental analysis is in excellent concordance with the electroweak part of the Standard Model.

At the same time the predictions of QCD have also been thoroughly tested. Notable among the QCD results from LEP1 and SLC were precise measurements of the strong coupling α_s . At HERA the proton structure is being probed to the shortest accessible distances. HERA and the Tevatron have been able to explore a wide range of QCD phenomena at small and large distances involving both the proton and the photon, supplemented by data on the photon from $\gamma\gamma$ studies at LEP.

Despite these great successes there are many gaps in our understanding. The clearest gap of all is the present lack of any direct evidence for the microscopic dynamics of electroweak symmetry breaking and the generation of the masses of gauge bosons and fermions. These masses are generated in the Standard Model by the Higgs mechanism. A fundamental field is introduced, the Higgs boson field, whose non-zero vacuum expectation value breaks the electroweak symmetry spontaneously. Interaction with this field generates the W and Z boson masses while leaving the photon massless; the masses of the quarks and leptons are generated by the same mechanism. The precision electroweak analysis favours a Higgs boson mass which is in the region of the limit which has been reached in searches at LEP2. The LEP experiments have reported a

tantalising hint of a Higgs signal at $M_h \simeq 115$ GeV but, even if that is a mirage, the 95% confidence level limit on the mass is just above 200 GeV. If the electroweak sector of the Standard Model is an accurate description of Nature then such a light Higgs boson must be accessible both at the LHC and at TESLA.

Many other puzzles remain to be solved. We have no explanation for the wide range of masses of the fermions (from $< eV$ for neutrinos to $\simeq 175$ GeV for the top quark). CP violation is not understood at the level required to account for the excess of matter over antimatter in the universe. The grand unification between the two gauge theories, QCD and electroweak, is not realised and gravity has not been brought into any close relationship to the other forces. Thus, the Standard Model leaves many deep physics questions unanswered.

Some alternative scenarios have been developed for the physics which may emerge beyond the Standard Model as energies are increased, ranging from supersymmetric theories - well motivated theoretically and incorporating a light Higgs boson - to theories in which the symmetry breaking is generated by new strong interactions. Supersymmetry opens a new particle world characterised in its standard form by energies of order 100 GeV to order 1 TeV. On the other hand, new strong interactions, a dynamical alternative to the fundamental Higgs mechanism for electroweak symmetry breaking, give rise to strong forces between W bosons at high energies. Quite general arguments suggest that such new phenomena must appear below a scale of $\simeq 3$ TeV.

There are two ways of approaching the new scales. The LHC tackles them head-on by going to the highest available centre of mass energy, but this brings experimental complications from the composite quark/gluon nature of the colliding protons. Events at TESLA will be much more cleanly identified and much more precisely measured. These advantages, together with the large statistics which come from its high luminosity, will allow TESLA to carry out a comprehensive and conclusive physics programme, identifying the physical nature of the new final states, and reaching up to high effective scales to recognise new physics scenarios through its quantum level effects. For all the wide range of new and complementary scenarios that have been studied there are ways in which TESLA can detect their effects, directly or indirectly.

1.2 The TESLA Physics Programme

The physics programme for e^+e^- linear colliders in the TeV range has been developed through numerous theoretical analyses, summarised in [1], and in a decade of experimentally based feasibility studies (see Refs. [2, 3, 4]). The essential elements are summarised here and a more comprehensive overview is given in the following chapters.

1.2.1 The Higgs mechanism

LEP and SLC have established a precise picture of the electroweak interactions between matter particles and they have confirmed the structure of the forces. But the third component of the Standard Model, the Higgs mechanism which breaks the elec-

troweak symmetry and generates the masses of the particles, has not so far been firmly established.

Should a Higgs boson exist, then TESLA will be able to measure the full set of its properties with high precision, establishing that the Higgs mechanism is responsible for electroweak symmetry breaking and testing the self consistency of the picture. The initial question is simple; does the observed Higgs boson have the profile predicted by the Standard Model: the mass, the lifetime, the production cross sections, the branching ratios to quarks of different flavours, to leptons and to bosons, the Yukawa coupling to the top quark, the self coupling? TESLA will achieve a precision of 50 (70) MeV on the mass of a 120 (200) GeV Higgs, and will measure many of the branching ratios to a few percent. The top-Higgs Yukawa coupling will be measured to 5%. The Higgs self-potential can be established from the ZHH final state, where the self-coupling will be measurable to 20%.

If the Higgs boson does have the Standard Model profile, the next stage of the programme will be to refine even further the existing precision measurements which constrain the model at the quantum level. TESLA can measure the mass of the top quark to a precision of about 100 MeV. Other important constraints come from the mass of the W boson and the size of the electroweak mixing angle which can be measured very precisely with TESLA's GigaZ option at 90 to 200 GeV. Lack of concordance between the parameters of the Higgs sector and the parameters derived from precision measurements in the electroweak boson sector could give direct information about physics scenarios beyond the Standard Model. The photon collider option will supplement the picture by precise measurements of the Higgs coupling to $\gamma\gamma$, an important probe of the quantum loops which would be sensitive to new particles with masses beyond direct reach.

The Higgs mechanism in the Standard Model needs only one Higgs doublet, but an extended Higgs sector is required by many of the theories in which the Standard Model may be embedded. In supersymmetric theories, for example, at least two Higgs doublets must be introduced giving rise to five or more physical Higgs particles. Many experimental aspects can be inferred from the analysis of the light SM Higgs boson, though the spectrum of heavy Higgs particles requires new and independent experimental analyses. Examples are given of how these Higgs particles can be investigated at TESLA, exploiting the whole energy range up to 800 GeV.

1.2.2 Supersymmetry

Supersymmetry is the preferred candidate for extensions beyond the Standard Model. It retains small Higgs masses in the context of large scales in a natural way. Most importantly, it provides an attractive route towards unification of the electroweak and strong interactions. When embedded in a grand-unified theory, it makes a very precise prediction of the size of the electroweak mixing parameter $\sin^2 \theta_W$ which has been confirmed experimentally at LEP at the per-mille level. In supersymmetric theories electroweak symmetry breaking may be generated radiatively. Last but not least, supersymmetry is deeply related to gravity, the fourth of the fundamental forces. The

density of dark matter needed in astrophysics and cosmology can be accommodated well in supersymmetric theories, where the lightest supersymmetric particles are stable in many scenarios.

Supersymmetric models give an unequivocal prediction that the lightest Higgs boson mass should be below 200 GeV, or even 135 GeV in the minimal model. Testing the properties of this particle can reveal its origin in a supersymmetric world and can shed light on the other heavy particles in the Higgs spectrum which may lie outside the range covered by TESLA (and LHC) directly. However, if the other SUSY Higgs bosons are within TESLA's mass reach then in almost every conceivable SUSY scenario TESLA will be able to measure and identify them.

If supersymmetry is realised in Nature there are several alternative schemes for the breaking of the symmetry, many of which could give rise to superpartners of the normal particles with a rich spectrum falling within the reach of TESLA. The great variety of TESLA's precision measurements can be exploited to tie down the parameters of the supersymmetric theory with an accuracy which goes well beyond the LHC. Polarisation of the electron beam is shown to be particularly important for these analyses, and polarisation of the positrons is desirable, both to increase analysis power in particle diagnostics and to reduce backgrounds. Because TESLA can scan its well defined centre of mass energy across the thresholds for new particle production it will be able to identify the individual objects one by one and to measure supersymmetric particle masses to very high precision. It could be demonstrated at LHC that supersymmetry is present, and part of its spectrum could be resolved. But overlapping final states will complicate LHC's reconstruction of the whole set of supersymmetric particles.

The highest possible precision is needed so that the supersymmetric parameters measured at the TESLA energy scale can be extrapolated to higher energy scales where the underlying structure of supersymmetry breaking may be explored and the structure of the grand unified supersymmetric theory may be revealed. This may be the only way to link particle physics with gravity in controllable experiments - a most important aspect of TESLA's physics potential.

1.2.3 Alternative new physics

Numerous alternatives have been developed to the above picture which incorporates a fundamental Higgs field to generate electroweak symmetry breaking and which can be extrapolated to high scales near the Planck energy. Out of the important families of possibilities, two different concepts and their consequences for the TESLA experiments have been analysed at some detail.

Recent work has shown that the unification of gravity with the other forces may be realised at much lower energy scales than thought previously, if there are extra space dimensions which may be curled-up, perhaps even at semi-macroscopic length scales. This could generate new effective spin-2 forces and missing energy events which TESLA would be well equipped to observe or, in alternative scenarios, it could give a new spectroscopy at a scale which TESLA could probe. Thus TESLA can tackle fundamental problems of the structure of space and time.

The second analysis addresses the problem of dynamical electroweak symmetry breaking induced by new strong interactions. In this no-Higgs scenario quantum-mechanical unitarity requires the interactions between W bosons to become strong at energies close to 1 TeV. The new effects would be reflected in anomalous values of the couplings between the electroweak bosons and in the quasi-elastic WW scattering amplitudes, from which effective scales for the new strong interactions can be extracted. Precision measurements of e^+e^- annihilation to WW pairs at 500 GeV and WW scattering with TESLA's high luminosity at 800 GeV are shown to have the sensitivity required to explore the onset of these strong interactions in a range up to the limit of ~ 3 TeV for resonance formation. If the strong vector-vector boson interactions are characterised by a lower scale of 1 to 2 TeV, there could be a spectacular spectrum of new composite bosons at LHC. TESLA will be able to extend this scale further than the LHC can.

1.2.4 Challenging the Standard Model

Although the SM has been strenuously tested in many directions it still has important aspects which require experimental improvement. A prime target will be to establish the non-abelian gauge symmetry of the electroweak forces by studying the WW self-couplings to the sub per-mille level. This will close the chapter on one of the most successful ideas in particle physics.

Other improvements will come from running the machine in the GigaZ mode. The size of the electroweak mixing angle and the mass of the W -boson will be measured much more precisely than they have been at LEP/SLC if TESLA can make dedicated runs with high luminosity at low energies; close to the Z resonance, around 92 GeV, and above the W^+W^- threshold, 161 to 200 GeV.

Moreover, TESLA in the GigaZ mode can supplement the analyses performed at beauty factories by studying the CKM matrix elements directly in W decays and CP violating B meson decays.

If symmetries in grand-unified theories are broken down to the symmetry of the Standard Model in steps, remnants of those higher symmetries may manifest themselves in new types of vector bosons and extended spectra of leptons and quarks at the TeV scale and below. These scenarios can be probed in high precision analyses of SM processes at TESLA, taking advantage of its high luminosity and polarised beams. Limits close to 10 TeV for most kinds of Z' bosons from TESLA, though indirect, go significantly beyond the discovery limits at LHC. For the heavy W' bosons the photon collider in its γe^- mode is particularly sensitive. The e^-e^- option is especially suited to the search for heavy Majorana neutrinos, exchanged as virtual particles in lepton-number violating processes.

The detailed profile of the top quark is another important goal for TESLA; its mass (measured to about 100 MeV), its width, its decay modes, its static electroweak parameters - charges and magnetic and electric dipole moments. It is anticipated that the highest possible precision will be required to constrain the future theory of flavour physics in which the top quark, the heaviest Standard Model fermion, will surely play

a key role.

The QCD programme of TESLA will include a range of new measurements and improvements. Event shape studies will further test the theory by looking at the way the strong coupling runs up to the highest TESLA energy. The re-analysis of hadronic Z decays in the GigaZ mode will improve the measurement of the QCD coupling to the per-mille level. A new class of precise QCD measurements will be made with the top quark, particularly at the threshold of top-pair production where the excitation curve demands new theoretical techniques. At the photon collider, QCD in $\gamma\gamma$ physics can be studied for the first time with relatively well determined energies for the incoming particles. In particular, the growth of the total $\gamma\gamma$ cross section can be compared with predictions based on pp and γp , up to much higher energies than before. The photon structure function F_2^γ can be measured in γe^- to much higher Q^2 and lower x_{Bj} than at LEP, testing one of the few fundamental predictions of QCD.

1.3 Technical Requirements

The physics programme described above demands a large amount of integrated luminosity for e^+e^- collisions in the energy range between 90 GeV and ~ 1 TeV. The distribution of luminosity over this energy range will be driven by the physics scenario realised by Nature but it is obvious that independent of any scenario a few ab^{-1} will be required. Most of the interesting cross sections are of a size typical for the electroweak scale (see Fig. 1.3.1), for instance $\simeq 100 \text{ fb}$ for $Z + \text{light Higgs}$ at 500 GeV centre of mass energy ($\simeq 200 \text{ fb}$ at 350 GeV), and event rates in identified channels will need to be measured to a few percent if the profile is to be established unambiguously. Important topics which motivate running at 800 GeV have lower cross sections and require even more integrated luminosity, typically 1000 fb^{-1} for the measurement of the top-Higgs Yukawa coupling or to see the effects of new physics in strong WW scattering. Supersymmetry, if present, requires the highest possible energy to reach as many sparticles as possible, and high luminosity to scan production thresholds in order to measure their masses precisely. A typical scan requires some 100 fb^{-1} .

The absolute luminosity delivered by the machine can be measured to a precision of 0.1% using the high cross section QED process of Bhabha scattering in the forward region. This is much better than the statistical precision in most physics channels, except for the GigaZ studies.

The beam-beam interaction at the interaction point will be very intense. This leads to a focusing of the bunches resulting in a luminosity enhancement factor of ~ 2 . On the other hand beamstrahlung spreads the luminosity spectrum towards lower centre of mass energies. However, about 60% of the total luminosity is still produced at energies higher than 99.5% of the nominal centre of mass energy. For many analyses like threshold scans or high precision measurements in the continuum a good knowledge of the luminosity spectrum is required. This spectrum can be measured from the acolinearity of Bhabha events in the forward region. In the same analysis also the beam energy spread can be measured. The precision with which the beamstrahlung

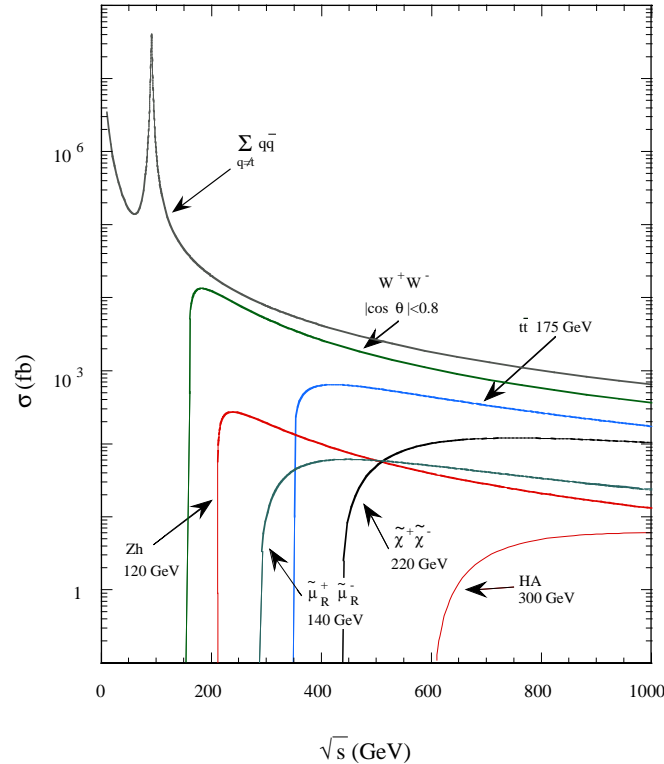


Figure 1.3.1: *Cross sections for some interesting processes at a linear collider.*

and the beamsread can be measured is good enough that it will not affect any physics analysis.

For several measurements, in particular threshold scans, the absolute energy of the TESLA beams will be determined and monitored with a special spectrometer which can give $\Delta E/E \leq 10^{-4}$.

SLC demonstrated the power of using polarised electrons in electroweak studies, and the same technologies will be available to TESLA. Throughout these studies we assume that 80% electron polarisation can be achieved. In a number of analyses, especially for supersymmetry, positron polarisation will also be important. An outline design exists for the production of 45 to 60% polarised positrons. The expected precision for the measurement of the polarisation is 0.5%, sufficient for most analyses. For high precision analyses like $\sin^2 \theta_W$ at the GigaZ positron polarisation is essential.

The range of physics to be done at TESLA can be significantly extended by operating the machine either as an e^-e^- collider, or with one or both of the e^- beams converted to real high energy photons by Compton back-scattering of laser light from the incoming e^- bunches. The $\gamma\gamma$ and $e^-\gamma$ modes need a non-zero beam-crossing angle, which should be foreseen in the layout of the intersection region for a second collision point.

Many of the feasibility studies presented here have been carried out either with full simulation of the TESLA detector or with a fast simulation, tuned by comparison with the full simulation. The physics processes have been simulated with the full suite of available Monte Carlo generators, some of which now include beam polarisation. The

experimental precision which TESLA can achieve must be matched by the theoretical calculations. A continued programme of studies is needed to improve precision on higher order corrections and to understand the indirect contributions from new physics.

1.4 Conclusions

This volume describes the most likely physics scenarios to be explored at TESLA and describes a detector optimised to carry out that programme. It justifies an immediate commitment to the construction of the collider in its e^+e^- mode, going up to 500 GeV in the centre of mass initially, with a detector that can be designed and built using existing technologies assisted by some well defined R&D.

Increasing the centre of mass energy to 800 GeV (or higher, if the technology will allow) brings important physics benefits and should be regarded as an essential continuation of the programme. The detector can cope easily with this increase.

To carry out the programme the collider must achieve high luminosity and the electron beam must be polarised. Polarisation of the positron beam will also be very useful.

When TESLA has completed its programme of precision measurements at high energies up to 800 GeV, matching improvements will be demanded on some of the electroweak parameters measured at LEP and SLC. The TESLA design should make provision for the possibility of high luminosity running at these low energies (90 to 200 GeV, the GigaZ option).

The other options for colliding beams at TESLA (e^-e^- , $\gamma\gamma$ or γe^-), add important extra components to the physics programme. Making two polarised electron beams is not difficult. The “photon collider” is more of a challenge, but space should be left in the TESLA layout for a second interaction region with non-zero beam crossing angle where a second detector could be added, either to allow for $\gamma\gamma$ and γe^- or to give a second facility for e^+e^- physics.

The present status of the Standard Model could not have been achieved without inputs from both hadron and electron accelerators and colliders. This should continue into the era of TESLA and the LHC; the physics programme of TESLA is complementary to that of the LHC, they both have complementary strengths and both are needed. TESLA, with its high luminosity over the whole range of energies from 90 GeV to ~ 1 TeV, will make precise measurements of the important quantities, masses, couplings, branching ratios, which will be needed to reveal the origin of electroweak symmetry breaking and to understand the new physics, whatever it will be. There is no scenario in which no new signals would be observed.

In the most likely scenarios with a light Higgs boson the linear collider’s unique ability to perform a comprehensive set of clean precision measurements will allow TESLA to establish the theory unequivocally. In the alternative scenario where the electroweak bosons interact strongly at high energies, TESLA will map out the threshold region of these new interactions. In supersymmetric theories the great experimental potential of the machine will allow us to perform extrapolations to scales near the fundamental

Planck scale where particle physics and gravity are linked – a unique opportunity to explore the physics area where all four fundamental forces of Nature will unify.

Bibliography

- [1] E. Accomando *et al.* ECFA/DESY LC Physics Working Group, *Phys. Rep.* 299:1, 1998; hep-ph/9705442;
H. Murayama and M.E. Peskin, *Ann. Rev. Nucl. Part. Sci.* 46:553, 1996.
- [2] Conceptual Design of a 500 GeV e^+e^- Linear Collider with Integrated X-ray Laser Facility. editors R. Brinkmann, G. Materlik, J. Rossbach, and A. Wagner, DESY 1997-048, ECFA 1997-182.
- [3] Proceedings, e^+e^- Collisions at 500 GeV: The Physics Potential, Munich–Annecy–Hamburg 1991/93, *DESY 92-123A+B*, *93-123C*, editor P.M. Zerwas;
Proceedings, e^+e^- Collisions at TeV Energies: The Physics Potential, Annecy–Gran Sasso–Hamburg 1995, *DESY 96-123D*, editor P.M. Zerwas;
Proceedings, e^+e^- Linear Colliders: Physics and Detector Studies, Frascati – London – München – Hamburg 1996, *DESY 97-123E*, editor R. Settles.
- [4] Proceedings, Physics and Experiments with e^+e^- Linear Colliders, Saariselkä 1991, editors R. Orava, P. Eerola and M. Nordberg (World Scientific 1992);
Proceedings, Physics and Experiments with e^+e^- Linear Colliders, Waikoloa/Hawaii 1993, editors F. Harris, S. Olsen, S. Pakvasa, X. Tata (World Scientific 1993);
Proceedings, Physics and Experiments with e^+e^- Linear Colliders, Morioka 1995, editors A. Miyamoto, Y. Fujii, T. Matsui, S. Iwata (World Scientific 1996);
Proceedings, Physics and Experiments with Future Linear e^+e^- Colliders, Sitges 1999, editors E. Fernandez, A. Pacheo, Universitat Autònoma de Barcelona, 2000;
Proceedings, International Linear Collider Workshop LCWS2000, Fermilab 2000, American Institute of Physics, to be published.
<http://www-lc.fnal.gov/lcws2000>.

2 Higgs Physics

The fundamental particles: leptons, quarks and heavy gauge bosons, acquire mass through their interaction with a scalar field of non-zero field strength in its ground state [1, 2]. To accommodate the well-established electromagnetic and weak phenomena, the Higgs mechanism requires the existence of at least one weak isodoublet scalar field. After absorbing three Goldstone modes to build up the longitudinal polarisation states of the W^\pm/Z bosons, one degree of freedom is left over, corresponding to a real scalar particle. The discovery of this Higgs boson and the verification of its characteristic properties is crucial for the establishment of the theory of the electroweak interactions, not only in the canonical formulation, the Standard Model (SM) [3], but also in supersymmetric extensions of the SM [4, 5].

If a Higgs particle exists in Nature, the accurate study of its production and decay properties in order to establish experimentally the Higgs mechanism as the mechanism of electroweak symmetry breaking can be performed in the clean environment of e^+e^- linear colliders [6]. The study of the profile of the Higgs particles will therefore represent a central theme of the TESLA physics programme.

In Sections 2.1.1 and 2.1.2 we review the main scenarios considered in this study and their implications for the Higgs sector in terms of the experimental Higgs signatures. These scenarios are the Standard Model (SM), its minimal supersymmetric extension (MSSM) and more general supersymmetric extensions. The expected accuracies for the determination of the Higgs boson production and decay properties are then presented in Section 2.2 for the SM Higgs boson, in Section 2.3 for supersymmetric Higgs bosons and in Section 2.4 in extended models together with a discussion of their implications for the Higgs boson profile and its nature. Finally the complementarity of the TESLA potential to that of the LHC is discussed in Section 2.5.

2.1 Higgs Boson Phenomenology

2.1.1 The Standard Model

In the SM the Higgs sector consists of one doublet of complex scalar fields. Their self-interaction leads to a non-zero field strength $v = (\sqrt{2}G_F)^{-1/2} \approx 246$ GeV of the ground state, inducing the breaking of the electroweak $SU(2)_L \times U(1)_Y$ symmetry down to the electromagnetic $U(1)_{EM}$ symmetry. Among the four initial degrees of freedom, three will be absorbed in the W^\pm and Z boson states and the remaining one corresponds to the physical H^0 particle [1]. In addition, the scalar doublet couples to fermions through Yukawa interactions which, after electroweak symmetry breaking, are responsible for

the fermion masses. The couplings of the Higgs boson to fermions and gauge bosons are then proportional to the masses m_f and M_V of these particles and completely determined by known SM parameters:

$$g_{ffH} = m_f/v \quad , \quad g_{VVH} = 2M_V^2/v. \quad (2.1.1)$$

2.1.1.1 Constraints on the Higgs boson mass

The only unknown parameter in the SM Higgs sector is the Higgs boson mass, M_H . Its value is a free parameter of the theory. However, there are several theoretical and experimental indications that the Higgs boson of the SM should be light. In fact, this conclusion holds quite generally.

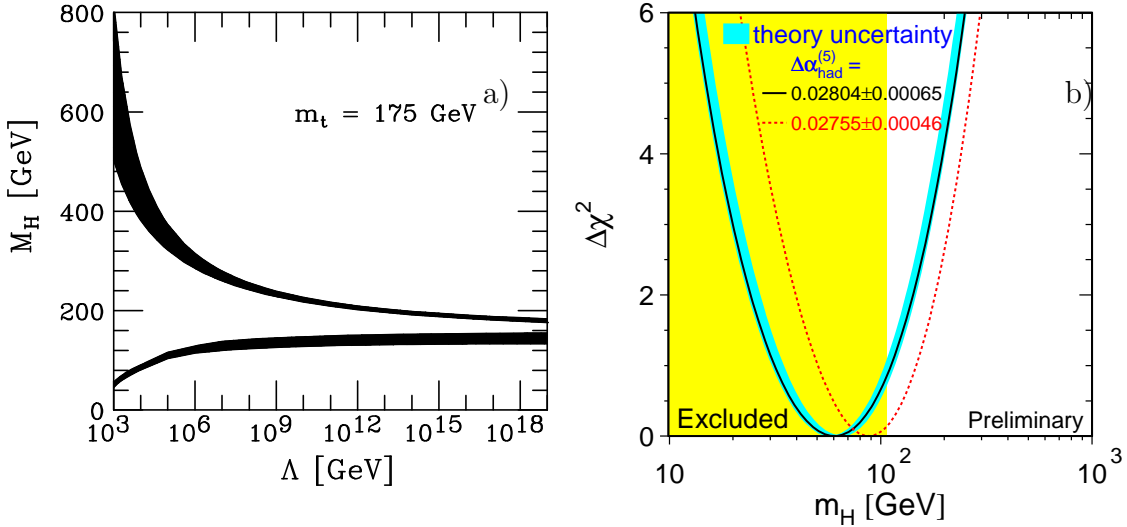


Figure 2.1.1: a): The triviality and vacuum stability bounds on the SM Higgs boson mass shown M_H by the upper and lower curves as a function of the scale of new physics Λ (from [7]). b): The $\Delta\chi^2$ of the electroweak fit to the LEP, SLD and Tevatron data as a function of M_H (from [8]).

For large values of the Higgs boson mass, $M_H \sim \mathcal{O}(1 \text{ TeV})$, the electroweak gauge bosons would have to interact strongly to insure unitarity in their scattering processes and perturbation theory would not be valid anymore. Imposing the unitarity requirement in the elastic scattering of longitudinal W bosons at high-energies, for instance, leads to the bound $M_H \lesssim 870 \text{ GeV}$ at the tree level [9].

The strength of the Higgs self-interaction is determined by the Higgs boson mass itself at the scale v which characterises the spontaneous breaking of the electroweak gauge symmetry. As the energy scale is increased, the quartic self-coupling of the Higgs field increases logarithmically, similarly to the electromagnetic coupling in QED. If the Higgs boson mass is small, the energy cut-off Λ , at which the coupling diverges, is large; conversely, if the Higgs boson mass is large, this Λ becomes small. The upper

band in Fig. 2.1.1 a) shows the upper limit on the Higgs boson mass as a function of Λ [10]. It has been shown in lattice analyses, which account properly for the onset of the strong interactions in the Higgs sector, that this condition leads to an estimate of about 700 GeV for the upper limit on M_H [11]. However, if the Higgs mass is less than 180 to 200 GeV, the SM can be extended up to the grand unification scale, $\Lambda_{\text{GUT}} \sim 10^{16}$ GeV, or the Planck scale, $\sim 10^{19}$ GeV, while all particles remain weakly interacting [an hypothesis which plays a key role in explaining the experimental value of the mixing parameter $\sin^2 \theta_W$].

Lower bounds on M_H can be derived from the requirement of vacuum stability. Indeed, since the coupling of the Higgs boson to the heavy top quark is fairly large, corrections to the Higgs potential due to top quark loops can drive the scalar self-coupling to negative values, leading to an unstable electroweak vacuum. These loop contributions can only be balanced if M_H is sufficiently large [12]. Based on the triviality and the vacuum stability arguments, the SM Higgs boson mass is expected in the window $130 \lesssim M_H \lesssim 180$ GeV [7] for a top mass value of about 175 GeV, if the SM is extended to the GUT scale (see Fig. 2.1.1 a).

The SM Higgs contribution to the electroweak observables, mainly through corrections of the W^\pm and Z propagators, provides further information on its mass. While these corrections only vary logarithmically, $\propto \log(M_H/M_W)$, the accuracy of the electroweak data obtained at LEP, SLC and the Tevatron provides sensitivity to M_H . The most recent analysis [8] yields $M_H = 60_{-29}^{+52}$ GeV, corresponding to a 95% CL upper limit of 162 GeV. This result depends on the running of the fine-structure constant α . Recent improved measurements of α in the region between 2 and 5 GeV [13] which are compatible with QCD-based calculations [14] yield $M_H = 88_{-37}^{+60}$ GeV corresponding to an upper limit of 206 GeV (see Fig. 2.1.1 b). Even using more conservative estimates on the theoretical errors [15], the upper limit on the Higgs boson mass is well within the reach of a 500 GeV linear collider.

Since this result is extracted in the framework of the SM, it can be considered as an effective low-energy approximation to a more fundamental underlying theory. It is interesting to verify how this constraint on M_H may be modified by the effect of new physics beyond the SM. This new physics can be parameterised generically, by extending the SM Lagrangian with effective operators of mass dimension five and higher, weighted by inverse powers of a cut-off scale Λ , representing the scale of new physics. In this approach, the SM result corresponds to $\Lambda = \infty$. By imposing the necessary symmetry properties on these operators and by fixing their dimensionless coefficients to be ± 1 , compatibility with the electroweak precision data can be preserved only with $M_H \lesssim 400$ GeV, if the operators are not restricted to an unplausibly small set [16]. Though slightly above the SM limit, the data nevertheless require a light Higgs boson even in quite general extended scenarios.

Direct searches for the Higgs boson at LEP yield a lower bound of $M_H \geq 113.5$ GeV at the 95% confidence level [17]. The LEP collaborations have recently reported a 2.9σ excess of events beyond the expected SM background in the combination of their Higgs boson searches [17]. This excess is consistent with the production of a SM-like Higgs boson with a mass $M_H = 115_{-0.9}^{+1.3}$ GeV.

In summary, the properties of the SM Higgs sector and the experimental data from precision electroweak tests favour a light Higgs boson, as the manifestation of symmetry breaking and mass generation within the Higgs mechanism.¹

2.1.1.2 Higgs boson production processes

The main production mechanism of this SM Higgs boson in e^+e^- collisions at TESLA are the Higgs-strahlung process [18], $e^+e^- \rightarrow ZH^0$, and the WW fusion process [19], $e^+e^- \rightarrow W^*W^* \rightarrow \bar{\nu}_e\nu_e H$; Fig. 2.1.2. The cross section for the Higgs-strahlung process scales as $1/s$ and dominates at low energies:

$$\sigma(e^+e^- \rightarrow ZH) = \frac{g_{ZZH}^2}{4\pi} \frac{G_F(v_e^2 + a_e^2)}{96\sqrt{2}s} \beta_{HZ} \frac{\beta_{HZ}^2 + 12M_Z^2/s}{(1 - M_Z^2/s)^2}, \quad (2.1.2)$$

where $\beta_{ij}^2 = [1 - (M_i + M_j)^2/s][1 - (M_i - M_j)^2/s]$, $v_e = -1 + 4\sin^2\theta_W$ and $a_e = -1$. The cross-section for the WW fusion process [19], $e^+e^- \rightarrow \nu_e\bar{\nu}_e H^0$, rises $\propto \log(s/M_H^2)$ and dominates at high energies:

$$\sigma(e^+e^- \rightarrow \bar{\nu}_e\nu_e H) \rightarrow \frac{g_{WWH}^2}{4\pi} \frac{G_F^2}{8\pi^2} \left[\left(1 + \frac{M_H^2}{s}\right) \log \frac{s}{M_H^2} - 2 \left(1 - \frac{M_H^2}{s}\right) \right]. \quad (2.1.3)$$

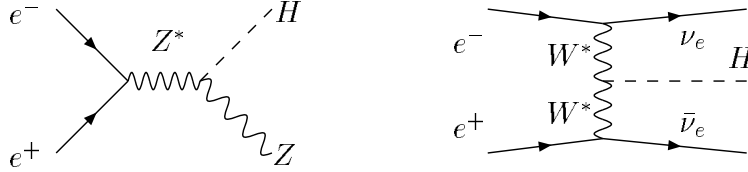


Figure 2.1.2: Main production mechanisms of the SM Higgs boson at e^+e^- colliders.

The ZZ fusion mechanism, $e^+e^- \rightarrow Z^*Z^*e^+e^- \rightarrow e^+e^-H$, also contributes to Higgs production, with a cross section suppressed by an order of magnitude compared to that for WW fusion, due to the ratio of the CC to NC couplings, $16\cos^4\theta_W \sim 9.5$. In contrast to Higgs-strahlung and WW fusion, this process is also possible in e^-e^- collisions with approximately the same total cross section as in e^+e^- collisions.

The cross-sections for the Higgs-strahlung and the WW fusion processes are shown in Fig. 2.1.3 for three values of \sqrt{s} . At $\sqrt{s} = 350$ GeV, a sample of ~ 80.000 Higgs bosons is produced, predominantly through Higgs-strahlung, for $M_H = 120$ GeV with an integrated luminosity of 500 fb^{-1} , corresponding to one to two years of running. The Higgs-strahlung process, $e^+e^- \rightarrow ZH^0$, with $Z \rightarrow \ell^+\ell^-$, offers a very distinctive signature (see Fig. 2.1.4) ensuring the observation of the SM Higgs boson up to the

¹For comments on no-Higgs scenarios and their theoretically very complex realisations see Section 4.3 on strong WW interactions.

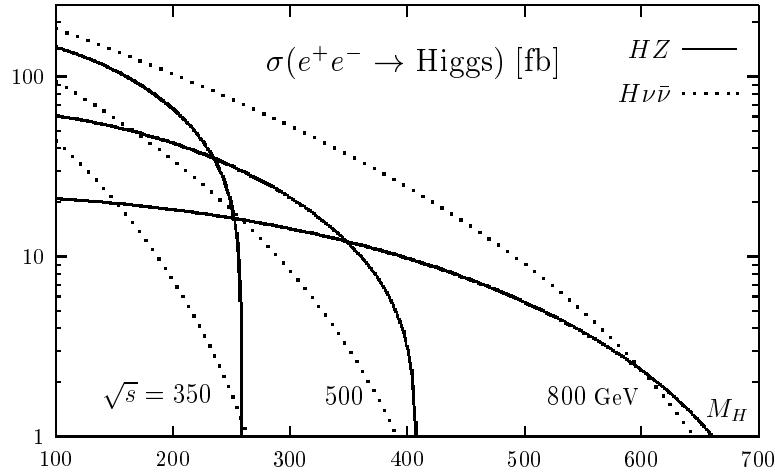


Figure 2.1.3: The Higgs-strahlung and WW fusion production cross-sections vs. M_H for $\sqrt{s} = 350$ GeV, 500 GeV and 800 GeV.

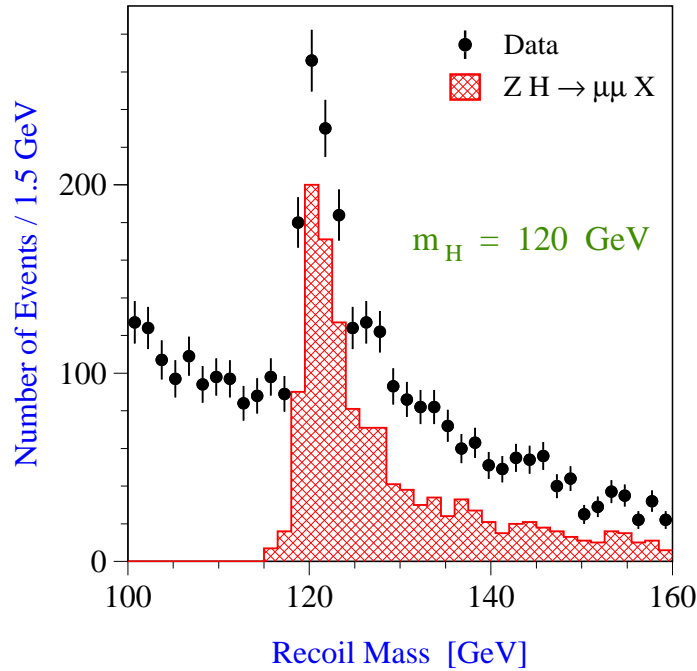


Figure 2.1.4: The $\mu^+\mu^-$ recoil mass distribution in the process $e^+e^- \rightarrow H^0 Z \rightarrow X\mu^+\mu^-$ for $M_H = 120$ GeV and 500 fb^{-1} at $\sqrt{s} = 350$ GeV. The dots with error bars are Monte Carlo simulation of Higgs signal and background. The shaded histogram represents the signal only.

production kinematical limit independently of its decay (see Table 2.1.1). At $\sqrt{s} = 500$ GeV, the Higgs-strahlung and the WW fusion processes have approximately the same cross-sections, $\mathcal{O}(50 \text{ fb})$ for $100 \text{ GeV} \lesssim M_H \lesssim 200 \text{ GeV}$.

M_H (GeV)	$\sqrt{s} = 350$ GeV	500 GeV	800 GeV
120	4670	2020	740
140	4120	1910	707
160	3560	1780	685
180	2960	1650	667
200	2320	1500	645
250	230	1110	575
Max M_H (GeV)	258	407	639

Table 2.1.1: *Expected number of signal events for 500 fb^{-1} for the Higgs-strahlung channel with di-lepton final states $e^+e^- \rightarrow ZH^0 \rightarrow \ell^+\ell^-X$, ($\ell = e, \mu$) at different \sqrt{s} values and maximum value of M_H yielding more than 50 signal events in this final state.*

At a $\gamma\gamma$ collider, Higgs bosons can be produced in the resonant s-channel process $\gamma\gamma \rightarrow H$ which proceeds predominantly through a loop of W bosons and top quarks [20]. This process provides the unique opportunity to measure precisely the di-photon partial width $\Gamma_{\gamma\gamma}$ of the Higgs boson which represents one of the most important measurements to be carried out at a $\gamma\gamma$ collider. Deviations of $\Gamma_{\gamma\gamma}$ from its predicted SM value are a probe of any new charged heavy particle exchanged in the loop such as charged Higgs bosons and supersymmetric particles even if they are too heavy to be directly observed at TESLA or the LHC. The large backgrounds from the continuum process $\gamma\gamma \rightarrow q\bar{q}$, $q = (c, b)$ are theoretically and experimentally under control [21, 22].

2.1.1.3 Higgs boson decays

In the SM, the Higgs boson branching ratios are completely determined [23], once the Higgs boson mass is fixed. For values of the Higgs boson mass in the range $M_Z \leq M_H \lesssim 140$ GeV, the Higgs boson dominantly decays to fermion pairs, in particular $b\bar{b}$ final states since the Higgs fermion couplings are proportional to the fermion masses. The partial width for a decay of the SM Higgs boson into a fermion pair is given by:

$$\Gamma(H^0 \rightarrow f\bar{f}) = \frac{g_{ffH}^2(M_H^2)}{4\pi} \frac{N_C}{2} M_H \left(1 - \frac{4m_f^2}{M_H^2}\right)^{\frac{3}{2}}, \quad (2.1.4)$$

with $N_C = 1(3)$ for leptons (quarks). For $M_H \lesssim 140$ GeV, the decays $H^0 \rightarrow \tau^+\tau^-$, $c\bar{c}$ and $g\bar{g}$ remain significantly suppressed compared to $b\bar{b}$ but they are important to test the relative Higgs couplings to up-type and down-type fermions and the scaling of these couplings with the fermion masses. The precise value of the running quark mass

at the Higgs boson scale $m_q(M_H)$ represents a significant source of uncertainty in the calculation of the rates for these decays. QCD corrections to the hadronic decays, being quite substantial, introduce an additional uncertainty. At present, the c -quark mass and the α_s uncertainties limit the accuracy for rate predictions for the $c\bar{c}$ and gg channels to about $\pm 14\%$ and $\pm 7\%$ respectively. Improvements on m_b and $m_b - m_c$, possibly by a factor $\simeq 2$, can be envisaged after the study of the data on B decays from the B factories and the LHC. On the contrary, the $b\bar{b}$ and $\tau^+\tau^-$ predictions can be obtained with accuracies comparable to, or better than, the experimental uncertainties discussed later in this chapter.

Above the ZZ threshold and except in a mass range above the $t\bar{t}$ threshold, the Higgs boson decays almost exclusively into the WW or ZZ channels, with widths

$$\Gamma(H^0 \rightarrow VV) = \frac{g_{VVH}^2}{4\pi} \frac{3\delta_V}{8M_H} \left(1 - \frac{M_H^2}{3M_V^2} + \frac{M_H^4}{12M_V^4}\right) \left(1 - \frac{4M_V^2}{M_H^2}\right)^{\frac{1}{2}}, \quad \delta_{W/Z} = 2/1. \quad (2.1.5)$$

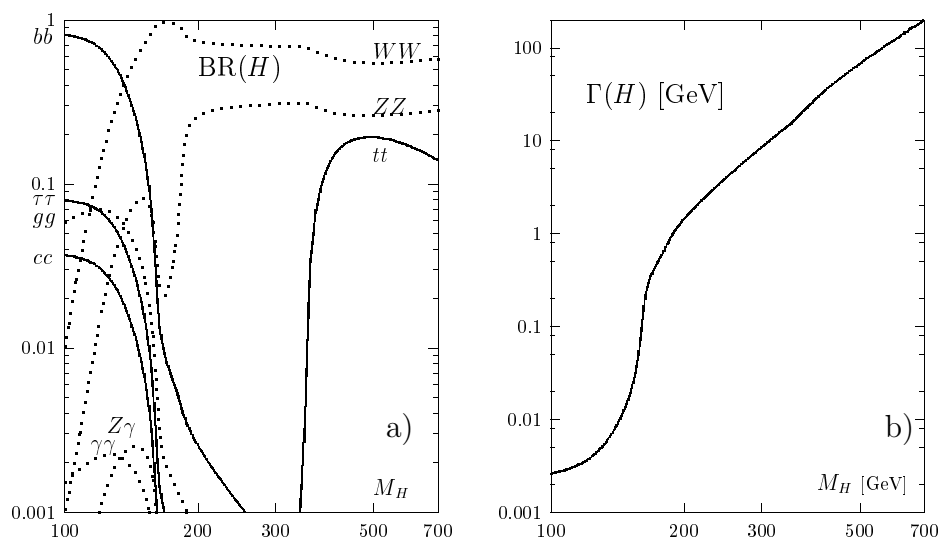


Figure 2.1.5: The branching ratios (a) and the total decay width (b) of the SM Higgs boson as a function of its mass.

Decays into WW^* pairs, with one of the two gauge bosons being virtual, become comparable to the $b\bar{b}$ mode at $M_H \simeq 140$ GeV. The Higgs boson branching ratios are shown in Fig. 2.1.5 a) as a function of M_H . QCD corrections to the hadronic decays have been taken into account as well as the virtuality of the gauge bosons, and of the top quarks. The top quark and W boson mediated loop decays into $\gamma\gamma$ and $Z\gamma$ final states have small branching ratios, reaching a maximum of $\sim 2.5 \times 10^{-3}$ at 125 and 145 GeV, respectively. However, they lead to clear signals and are interesting because they are sensitive to new heavy particles.

By adding up all possible decay channels, we obtain the total Higgs boson decay width, as shown in Fig. 2.1.5 b) for $m_t = 175$ GeV. Up to masses of 140 GeV, the Higgs particle is very narrow, $\Gamma(H) \leq 10$ MeV. After opening the mixed real/virtual gauge boson channels, the state becomes rapidly wider, reaching ~ 1 GeV at the ZZ threshold.

2.1.2 Supersymmetric Extension of the Standard Model

Several extensions of the SM introduce additional Higgs doublets and singlets. In the simplest of such extensions the Higgs sector consists of two doublets generating five physical Higgs states: h^0 , H^0 , A^0 and H^\pm . The h^0 and H^0 states are \mathcal{CP} even and the A^0 is \mathcal{CP} odd. Besides the masses, two mixing angles define the properties of the Higgs bosons and their interactions with gauge bosons and fermions, namely the ratio of the vacuum expectation values $v_2/v_1 = \tan \beta$ and a mixing angle α in the neutral \mathcal{CP} -even sector. These models are generally referred to as 2HDM and they respect the SM phenomenology at low energy. In particular, the absence of flavour changing neutral currents is guaranteed by either generating the mass of both up- and down-like quarks through the same doublet (Model I) or by coupling the up-like quarks to the first doublet and the down-like quarks to the second doublet (Model II). Two Higgs field doublets naturally arise in the context of the minimal supersymmetric extension of the SM (MSSM).

One of the prime arguments for introducing Supersymmetry [24, 4] is the solution of the hierarchy problem. By assigning fermions and bosons to common multiplets, quadratically divergent radiative corrections to the Higgs boson mass can be cancelled in a natural way [2, 5] by adding up bosonic and opposite-sign fermionic loops. As a result of the bosonic-fermionic supersymmetry, Higgs bosons can be retained as elementary spin-zero particles with masses close to the scale of the electroweak symmetry breaking even in the context of very high Grand Unification scales. These supersymmetric theories are strongly supported by the highly successful prediction of the electroweak mixing angle: $\sin^2 \theta_W^{\text{SUSY}} = 0.2335 \pm 0.0017$, $\sin^2 \theta_W^{\text{exp}} = 0.2310 \pm 0.0002$. In addition, the breaking of the electroweak symmetry may be generated in supersymmetric models in a natural way via radiative corrections associated with the heavy top quark. The MSSM serves as a useful guideline into this area, since only a few phenomena are specific to this model and many of the characteristic patterns are realized also in more general extensions.

2.1.2.1 The Higgs spectrum in the MSSM

In the MSSM, two doublets of Higgs fields are needed to break the electroweak symmetry, leading to a Higgs spectrum consisting of five particles [25]: two \mathcal{CP} -even bosons h^0 and H^0 , a \mathcal{CP} -odd boson A^0 and two charged particles H^\pm . Supersymmetry leads to several relations among these parameters and, in fact, only two of them are independent at the tree level. These relations impose a strong hierarchical structure on the mass spectrum [$M_h < M_Z$, $M_A < M_H$ and $M_W < M_{H^\pm}$] some of which are, however,

broken by radiative corrections.

The leading part of these radiative corrections [26, 27, 28] to the Higgs boson masses and couplings grows as the fourth power of the top quark mass and logarithmically with the SUSY scale or common squark mass M_S [26]; mixing in the stop sector \tilde{A}_t has also to be taken into account. The radiative corrections push the maximum value of the lightest h boson mass upwards by several ten GeV [27, 28]; a recent analysis, including the dominant two-loop contributions gives an upper bound $M_h \lesssim 135$ GeV [29]; c.f. Fig. 2.1.6 a) where the MSSM Higgs masses are shown for $M_S = 1$ TeV and $\tilde{A}_t = \sqrt{6}M_S$. This upper bound is obtained for large values of $M_A \sim 1$ TeV and $\tan\beta \sim m_t/m_b \sim 30$ and crucially depends on the value of the top quark mass. The precise determination of M_t possible at TESLA is instrumental for precision physics in the MSSM Higgs sector.

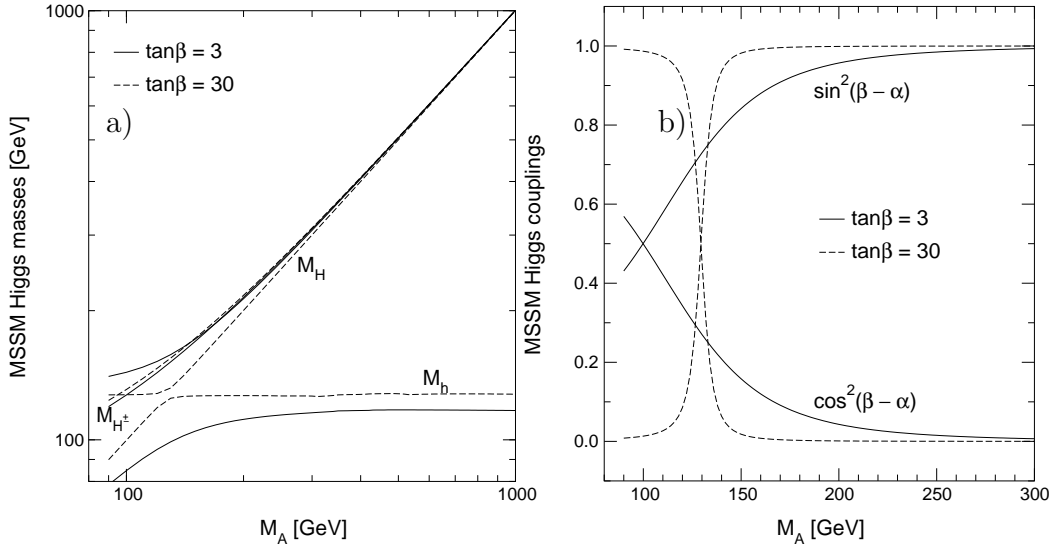


Figure 2.1.6: *The masses of the Higgs bosons in the MSSM (a) and their squared couplings to the gauge bosons (b) for two representative values of $\tan\beta = 3$ and 30 [29].*

The couplings of the MSSM Higgs bosons to fermions and gauge bosons depend strongly on the angles α and β . The pseudo-scalar and charged Higgs boson couplings to down (up) type fermions are (inversely) proportional to $\tan\beta$; the pseudo-scalar A^0 has no tree level couplings to two gauge bosons. For the \mathcal{CP} -even Higgs bosons, the couplings to down (up) type fermions are enhanced (suppressed) compared to the SM Higgs couplings [for values $\tan\beta > 1$]; the couplings to gauge bosons are suppressed by $\sin / \cos(\beta - \alpha)$ factors (see Tab. 2.1.2 and Fig. 2.1.6 b)).

If M_h is very close to its upper limit for a given value of $\tan\beta$, the couplings of the h boson to fermions and gauge bosons are SM like, while the couplings of the heavy H boson become similar to that of the pseudoscalar A^0 boson; Tab. 2.1.2. This decoupling limit [30] is realized when $M_A \gg M_Z$ and in this regime, the A^0 , H^0 and H^\pm bosons are almost degenerate in mass.

Φ	$g_{\Phi\bar{u}u}$	$g_{\Phi\bar{d}d}$	$g_{\Phi VV}$
h^0	$\cos \alpha / \sin \beta \rightarrow 1$	$-\sin \alpha / \cos \beta \rightarrow 1$	$\sin(\beta - \alpha) \rightarrow 1$
H^0	$\sin \alpha / \sin \beta \rightarrow 1 / \tan \beta$	$\cos \alpha / \cos \beta \rightarrow \tan \beta$	$\cos(\beta - \alpha) \rightarrow 0$
A^0	$1 / \tan \beta$	$\tan \beta$	0

Table 2.1.2: *MSSM neutral Higgs boson couplings to fermions and gauge bosons normalized to the SM Higgs couplings, and their limit for $M_A \gg M_Z$ [decoupling regime].*

2.1.2.2 MSSM Higgs production

In addition to the Higgs-strahlung and WW fusion production processes for the \mathcal{CP} -even Higgs particles h^0 and H^0 , $e^+e^- \rightarrow Z + h^0/H^0$ and $e^+e^- \rightarrow \nu_e\bar{\nu}_e + h^0/H^0$, the associated pair production process, $e^+e^- \rightarrow A^0 + h^0/H^0$, also takes place in the MSSM or in two-Higgs doublet extensions of the SM. The pseudoscalar A^0 cannot be produced in the Higgs-strahlung and fusion processes to leading order. The cross sections for the Higgs-strahlung and pair production processes can be expressed as [31]

$$\begin{aligned}\sigma(e^+e^- \rightarrow Z + h^0/H^0) &= \sin^2 / \cos^2(\beta - \alpha) \sigma_{\text{SM}} \\ \sigma(e^+e^- \rightarrow A^0 + h^0/H^0) &= \cos^2 / \sin^2(\beta - \alpha) \bar{\lambda} \sigma_{\text{SM}}\end{aligned}\quad (2.1.6)$$

where σ_{SM} is the SM cross section for Higgs-strahlung and the coefficient $\bar{\lambda}$, given by $\bar{\lambda} = \beta_{A_j}^3 / [\beta_{Z_j}(12M_Z^2 + \beta_{Z_j}^2)]$ (β_{ij} is defined below eq. 2.1.2 and $j = h$ or H , respectively) accounts for the suppression of the \mathcal{P} -wave A^0h^0/A^0H^0 cross sections near threshold. Representative examples of the cross sections in these channels are shown as a function of the Higgs masses in Fig.2.1.7 at a c.m. energy $\sqrt{s} = 350$ GeV for $\tan \beta = 3$ and 30. The cross sections for the Higgs-strahlung and for the pair production, likewise the cross sections for the production of the light and the heavy neutral Higgs bosons h^0 and H^0 , are mutually complementary to each other, coming either with coefficients $\sin^2(\beta - \alpha)$ or $\cos^2(\beta - \alpha)$. As a result, since σ_{SM} is large, at least the lightest \mathcal{CP} -even Higgs boson must be detected. For large M_A values, the main production mechanism for the heavy neutral Higgs bosons is the associated H^0A^0 process when kinematically allowed; the cross section is shown for a c.m. energy $\sqrt{s} = 800$ GeV in Fig. 2.1.8.

Charged Higgs bosons, if lighter than the top quark, can be produced in top decays, $t \rightarrow b + H^+$, with a branching ratio varying between 2% and 20% in the kinematically allowed region. Charged Higgs particles can also be directly pair produced in e^+e^- collisions, $e^+e^- \rightarrow H^+H^-$, with a cross section which depends mainly on the H^\pm mass [31]. It is of $\mathcal{O}(50 \text{ fb})$ for small masses at $\sqrt{s} = 800$ GeV, but it drops very quickly due to the \mathcal{P} -wave suppression $\sim \beta^3$ near the threshold (see Fig. 2.1.8). For $M_{H^\pm} = 375$ GeV, the cross section falls to a level of $\sim 1 \text{ fb}$, which for an integrated luminosity of 500 fb^{-1} corresponds to ~ 500 events.

The MSSM Higgs bosons can also be produced in $\gamma\gamma$ collisions, $\gamma\gamma \rightarrow H^+H^-$ and $\gamma\gamma \rightarrow h^0, H^0, A^0$, with favourable cross sections [32]. For the neutral H^0 and A^0 bosons, this mode is interesting since one can probe higher masses than at the e^+e^- collider, $M_{H,A} \sim 400$ GeV for a 500 GeV initial c.m. e^+e^- energy. Furthermore, an energy scan

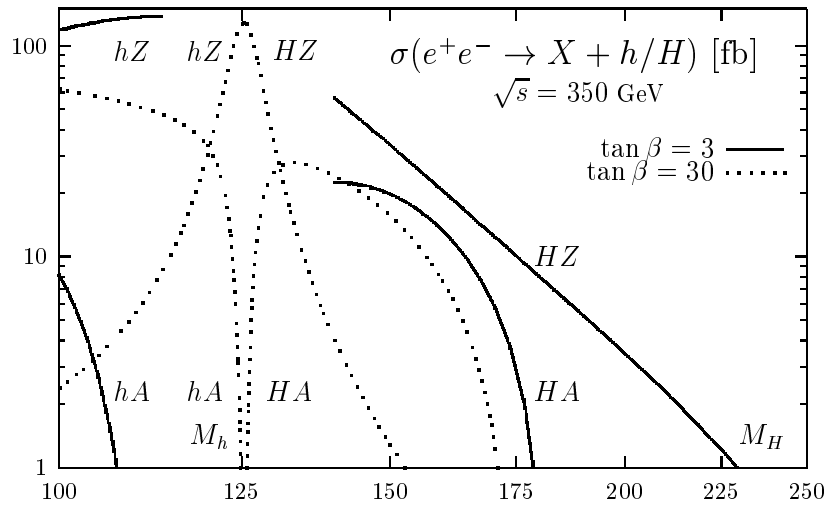


Figure 2.1.7: Production cross sections of the MSSM neutral Higgs bosons at $\sqrt{s} = 350$ GeV in the Higgs-strahlung and pair production processes; $\tan\beta = 3$ and 30.

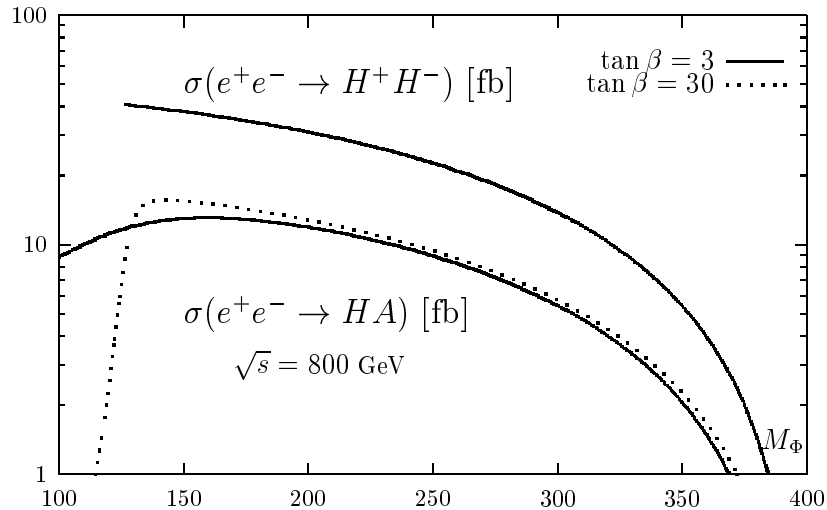


Figure 2.1.8: Production cross sections for the associated $H^0 A^0$ and the $H^+ H^-$ production mechanisms at $\sqrt{s} = 800$ GeV as functions of the A and H^\pm masses, respectively, for $\tan\beta = 3$ and 30.

could resolve the small A^0 and H^0 mass difference near the decoupling limit.

2.1.2.3 MSSM Higgs decays

The decay pattern of the Higgs bosons in the MSSM [33] is more complicated than in the SM and depends strongly on the value of $\tan\beta$ (see Fig. 2.1.9).

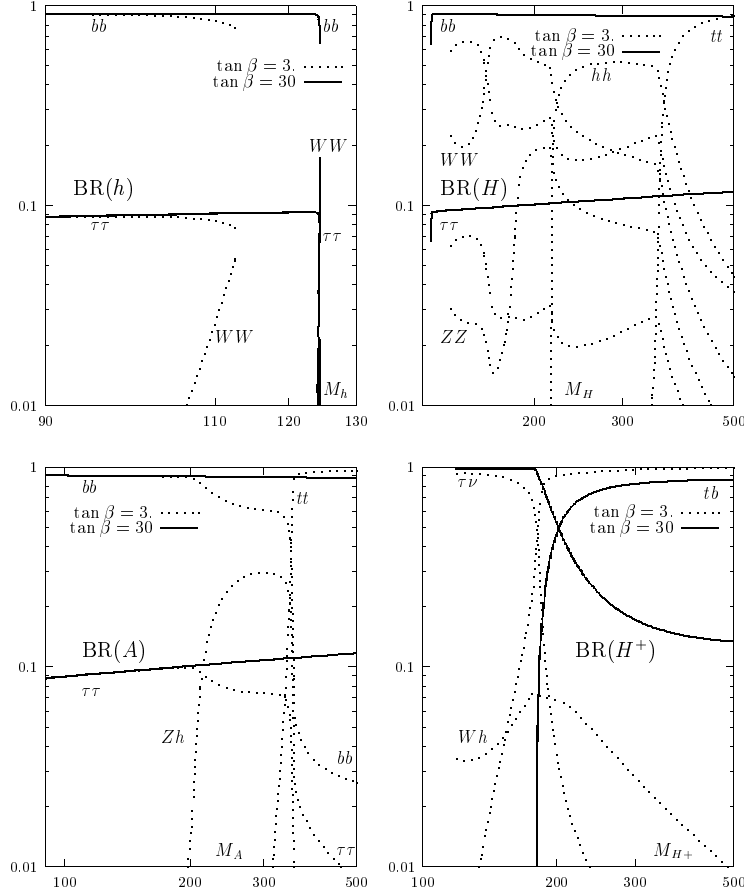


Figure 2.1.9: MSSM Higgs decay branching ratios as a function of the Higgs masses

The lightest neutral h^0 boson will decay mainly into fermion pairs since its mass is smaller than ~ 130 GeV. This is, in general, also the dominant decay mode of the pseudo-scalar boson A^0 . For values of $\tan\beta$ much larger than unity, the main decay modes of the three neutral Higgs bosons are decays into $b\bar{b}$ and $\tau^+\tau^-$ pairs; the branching ratios being of order $\sim 90\%$ and 10% , respectively. For large masses, the top decay channels $H^0, A^0 \rightarrow t\bar{t}$ open up, yet for large $\tan\beta$ this mode remains suppressed. If the masses are high enough, the heavy H^0 boson can decay into gauge bosons or light h^0 boson pairs and the pseudo-scalar A^0 particle into $h^0 Z$ final states; these decays are strongly suppressed for $\tan\beta \gtrsim 5$. The charged Higgs particles decay into fermions pairs: mainly $t\bar{b}$ and $\tau\nu_\tau$ final states for H^\pm masses, respectively, above and below the tb threshold. If allowed kinematically, the H^\pm bosons decay also into $h^0 W^\pm$ final states. Adding up the various decay modes, the Higgs bosons widths remain narrow, being of order 10 GeV even for large masses. However, the total width of the h^0 boson may become much larger than that of the SM H^0 boson for large $\tan\beta$ values.

Other possible decay channels for the MSSM bosons, in particular the heavy H^0, A^0 and H^\pm states, are decays into supersymmetric particles [34]. In addition to light

sfermions, decays into charginos and neutralinos could eventually be important if not dominant. Decays of the lightest h^0 boson into the lightest neutralinos (LSP) or sneutrinos can be also important, exceeding 50% in some parts of the SUSY parameter space, in particular in scenarios where the gaugino and sfermion masses are not unified at the GUT scale [35]. These decays strongly affect experimental search techniques. In particular, invisible neutral Higgs decays could jeopardise the search for these states at hadron colliders where these modes are very difficult to detect.

2.1.2.4 Non-minimal SUSY extensions

A straightforward extension of the MSSM is the addition of an iso-singlet scalar field N [36, 37]. This next-to-minimal extension of the SM or (M+1)SSM has been advocated to solve the so-called μ problem, i.e. to explain why the Higgs-higgsino mass parameter μ is of $\mathcal{O}(M_W)$. The Higgs spectrum of the (M+1)SSM includes in addition one extra scalar and pseudo-scalar Higgs particles. The neutral Higgs particles are in general mixtures of the iso-doublets, which couple to W, Z bosons and fermions, and the iso-singlet, decoupled from the non-Higgs sector. Since the two trilinear couplings involved in the potential, $H_1 H_2 N$ and N^3 , increase with energy, upper bounds on the mass of the lightest neutral Higgs boson h_1 can be derived, in analogy to the SM, from the assumption that the theory be valid up to the GUT scale: $M_{h_1} \lesssim 150 \text{ GeV}$ [37]. If h_1 is (nearly) pure iso-scalar and decouples, its role is taken by the next Higgs particle with a large isodoublet component, implying the validity of the mass bound again.

The couplings of the \mathcal{CP} -even neutral Higgs boson h_i to the Z boson, g_{ZZh_i} , are defined relative to the usual SM coupling. If h_1 is primarily isosinglet, the coupling g_{ZZh_1} is small and the particle cannot be produced by Higgs-strahlung. However, in this case h_2 is generally light and couples with sufficient strength to the Z boson; if not, h_3 plays this role. Thus, despite the additional interactions, the distinct pattern of the minimal extension remains valid also in this SUSY scenario [38].

In more general SUSY scenarios, one can add an arbitrary number of Higgs doublet and/or singlet fields without being in conflict with high precision data. The Higgs spectrum becomes then much more complicated than in the MSSM, and much less constrained. However, the triviality argument always imposes a bound on the mass of the lightest Higgs boson of the theory as in the case of the (M+1)SSM. In the most general SUSY model, with arbitrary matter content and gauge coupling unification near the GUT scale, an absolute upper limit on the mass of the lightest Higgs boson, $M_h \lesssim 200 \text{ GeV}$, has been recently derived [39].

Even if the Higgs sector is extremely complicated, there is always a light Higgs boson which has sizeable couplings to the Z boson. This Higgs particle can thus be produced in the Higgs-strahlung process, $e^+e^- \rightarrow Z + "h^0"$, and using the missing mass technique this " h^0 " particle can be detected independently of its decay modes [which might be rather different from those of the SM Higgs boson]. Recently a powerful "no lose theorem" has been derived [40]: a Higgs boson in SUSY theories can always be detected at a 500 GeV e^+e^- collider with a luminosity of $\int \mathcal{L} \sim 500 \text{ fb}^{-1}$ in the Higgs-strahlung process, regardless of its decays and of the complexity of the Higgs sector of

the theory.

To summarise: Experiments at e^+e^- colliders are in a no-lose situation [38, 40] for detecting the Higgs particles in general SUSY theories for energies $\sqrt{s} \sim 500$ GeV, if integrated luminosities $\int \mathcal{L} \sim \mathcal{O}(100 \text{ fb}^{-1})$ are available.

2.2 Study of the Higgs Boson Profile

2.2.1 Mass measurement

Since the SM Higgs boson mass M_H is a fundamental parameter of the theory, the measurement is a very important task. Once M_H is fixed, the profile of the Higgs particle is uniquely determined in the SM. In theories with extra Higgs doublets, the measurement of the masses of the physical boson states is crucial to predict their production and decay properties as a function of the remaining model parameters and thus perform a stringent test of the theory.

At the linear collider, M_H can be measured best by exploiting the kinematical characteristics of the Higgs-strahlung production process $e^+e^- \rightarrow Z^* \rightarrow H^0 Z$, where the Z boson can be reconstructed in both its hadronic and leptonic decay modes [41].

For the case of SM-like couplings, a neutral Higgs boson with mass $M_H \leq 130$ GeV decays predominantly to $b\bar{b}$. Thus, $H^0 Z$ production gives four jet $b\bar{b}q\bar{q}$ and two jet plus two lepton $b\bar{b}\ell^+\ell^-$ final states.

In the four-jet channel, the Higgs boson is reconstructed through its decay to $b\bar{b}$ with the Z boson decaying into a $q\bar{q}$ pair. The Higgs boson mass determination relies on a kinematical 5-C fit imposing energy and momentum conservation and requiring the mass of the jet pair closest to the Z mass to correspond to M_Z . This procedure gives a mass resolution of approximately 2 GeV for individual events. A fit to the resulting mass distribution, shown in Fig. 2.2.1 a), gives an expected accuracy of 50 MeV [42] for $M_H = 120$ GeV and an integrated luminosity of 500 fb^{-1} at $\sqrt{s} = 350$ GeV.

The leptonic Z decays $Z \rightarrow e^+e^-$ and $Z \rightarrow \mu^+\mu^-$ offer a clean signature in the detector, and the lepton momenta can be measured with high accuracy in the large tracking volume of the TESLA detector. In the case of $Z \rightarrow e^+e^-$ backgrounds are larger than in the $Z \rightarrow \mu^+\mu^-$ channel due to large cross section for Bhabha scattering. Bhabha events with double ISR can be efficiently suppressed using a likelihood technique [43]. In order to further improve the resolution of the recoil mass, a vertex constraint is applied in reconstructing the lepton trajectories. Signal selection efficiencies in excess of 50% are achieved for both the electron and the muon channels, with a recoil mass resolution of 1.5 GeV for single events. The recoil mass spectrum is fitted with the Higgs boson mass, the mass resolution and the signal fraction as free parameters. The shape of the signal is parametrised using a high statistics simulated $H^0 Z$ sample including initial state radiation and beamstrahlung effects while the background shape is fitted by an exponential. The shape of the luminosity spectrum can be directly measured, with high accuracy, using Bhabha events. The estimated precision on M_H is 110 MeV for a luminosity of 500 fb^{-1} at $\sqrt{s} = 350$ GeV, without any requirement on the nature of the Higgs boson decays. By requiring the Higgs boson to decay

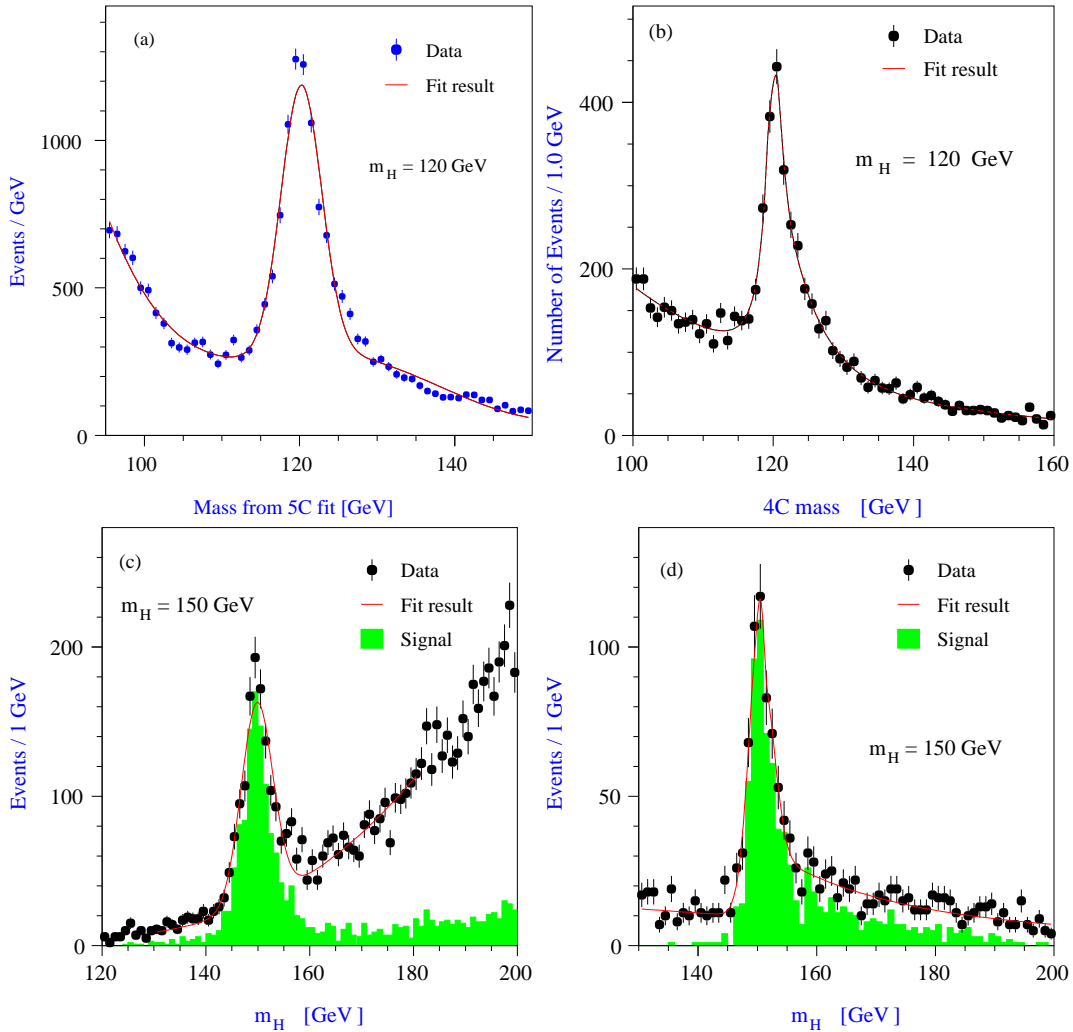


Figure 2.2.1: The Higgs boson mass peak reconstructed in different channels with constrained fits for two values of M_H . (a): $H^0 Z \rightarrow b\bar{b}q\bar{q}$ at $M_H = 120$ GeV; (b): $H^0 Z \rightarrow q\bar{q}l^+l^-$ at $M_H = 120$ GeV; (c): $H^0 Z \rightarrow W^+W^-q\bar{q}$ at $M_H = 150$ GeV; (d): $H^0 Z \rightarrow W^+W^-l^+l^-$ at $M_H = 150$ GeV. The figures are for an integrated luminosity of 500fb^{-1} at $\sqrt{s} = 350$ GeV.

hadronically and imposing a 4-C fit, the precision can be improved to 70 MeV [42] (see Fig. 2.2.1 b)).

As M_H increases above 130 GeV, the WW^* channel becomes more important and eventually dominates for masses from 150 GeV up to the ZZ threshold. In this region, the Higgs boson decay can be fully reconstructed by selecting hadronic W decays leading to six jet (Fig. 2.2.1 c)) and four jet plus two leptons (Fig. 2.2.1 d)) final states [42].

The recoil mass technique, insensitive to the actual Higgs boson decay channel, is also exploited and provides a comparable mass determination accuracy, the smaller statistics being compensated by the better mass resolution.

Table 2.2.1 summarises the expected accuracies on the Higgs boson mass determination. If the Higgs boson decays predominantly into invisible final states, as predicted by some models mentioned earlier, but its total width remains close to that predicted by the SM, the recoil mass technique is still applicable and determines the achievable accuracy on the mass determination.

M_H (GeV)	Channel	δM_H (MeV)
120	$llqq$	± 70
120	$qqbb$	± 50
120	Combined	± 40
150	ll Recoil	± 90
150	$qqWW$	± 130
150	Combined	± 70
180	ll Recoil	± 100
180	$qqWW$	± 150
180	Combined	± 80

Table 2.2.1: Summary of Higgs boson mass determination accuracies for 500 fb^{-1} at $\sqrt{s} = 350 \text{ GeV}$.

2.2.2 Couplings to massive gauge bosons

The couplings of the Higgs boson to massive gauge bosons is probed best in the measurement of the production cross-section for Higgs-strahlung ($e^+e^- \rightarrow Z^* \rightarrow H^0 Z$ probing g_{HZZ}) and WW fusion ($e^+e^- \rightarrow H^0 \nu_e \bar{\nu}_e$ probing g_{HWW}). The measurement of these cross-sections is also needed to extract the Higgs boson branching ratios from the observed decay rates and provide a determination of the Higgs boson total width when matched with the $H^0 \rightarrow WW^*$ branching ratio as discussed later.

The cross-section for the Higgs-strahlung process can be measured by analysing the mass spectrum of the system recoiling against the Z boson as already discussed in Section 2.2.1. This method provides a cross-section determination independent of the Higgs boson decay modes. From the number of signal events fitted to the di-lepton recoil mass spectrum, the Higgs-strahlung cross-section is obtained with a statistical accuracy of $\pm 2.8\%$, combining the e^+e^- and $\mu^+\mu^-$ channels. The systematics are estimated to be $\pm 2.5\%$, mostly due to the uncertainties on the selection efficiencies and on the luminosity spectrum [41]. The results are summarised in Table 2.2.2.

The cross-section for WW fusion can be determined in the $b\bar{b}\nu\bar{\nu}$ final state, where these events can be well separated from the corresponding Higgs-strahlung final state, $H^0 Z \rightarrow b\bar{b}\nu\bar{\nu}$, and the background processes by exploiting their different spectra for

M_H (GeV)	Fit $\sigma_{H^0 Z \rightarrow H^0 \ell^+ \ell^-}$ (fb)	$\delta\sigma/\sigma$ (stat)
120	$5.30 \pm 0.13(\text{stat}) \pm 0.12(\text{syst})$	± 0.025
140	$4.39 \pm 0.12(\text{stat}) \pm 0.10(\text{syst})$	± 0.027
160	$3.60 \pm 0.11(\text{stat}) \pm 0.08(\text{syst})$	± 0.030

Table 2.2.2: The fitted Higgs-strahlung cross-sections for different values of M_H with 500 fb^{-1} at $\sqrt{s} = 350 \text{ GeV}$. The first error is statistical and the second due to systematics. The third column gives the relative statistical accuracy.

the $\nu\bar{\nu}$ invariant mass (Fig. 2.2.2). There could be serious contamination of $H^0\nu\bar{\nu}$ events from overlapping $\gamma\gamma \rightarrow \text{hadrons}$ events, but the good spatial resolution of the vertex detector will make it possible to resolve the longitudinal displacement of the two separate event vertices, within the TESLA bunch length [44]. The precision to which the cross-section for WW fusion can be measured with 500 fb^{-1} at $\sqrt{s} = 500 \text{ GeV}$ is given in Table 2.2.3 [45]. Further, by properly choosing the beam polarisation configurations, the relative contribution of Higgs-strahlung and WW fusion can be varied and systematics arising from the contributions to the fitted spectrum from the two processes and their effect can be kept smaller than the statistical accuracy [46].

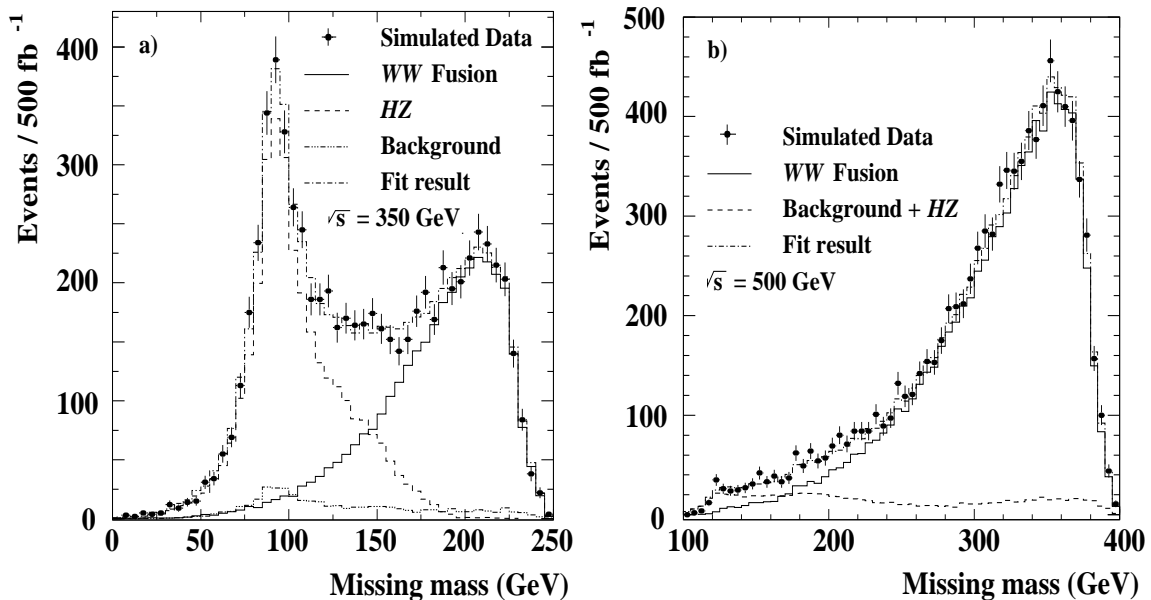


Figure 2.2.2: Simulation of the missing mass distribution in $b\nu\bar{\nu}$ events for 500 fb^{-1} at $\sqrt{s} = 350 \text{ GeV}$ (a) and 500 GeV (b). The contributions from WW fusion, Higgs-strahlung and background can be disentangled using a fit to the shape of their distributions.

An accurate determination of the branching ratio for the decay $H^0/h^0 \rightarrow WW^*$ can be obtained in the Higgs-strahlung process by analysing semi-leptonic [47] and fully hadronic [48] W decays. The large W^+W^- and $t\bar{t}$ backgrounds can be significantly reduced by imposing the compatibility of the two hadronic jets with the Z mass and that of their recoil system with the Higgs boson mass. Further background suppression is ensured by an anti- b tag requirement that rejects the remaining ZZ and $t\bar{t}$ events. The residual WW^* background with one off-shell W can be further suppressed if the electron beam has right-handed polarisation.

Channel	$M_H = 120 \text{ GeV}$	140 GeV	160 GeV
$\sigma(e^+e^- \rightarrow H^0 Z)$	± 0.025	± 0.027	± 0.030
$\sigma(e^+e^- \rightarrow WW \rightarrow H^0 \nu\bar{\nu})$	± 0.028	± 0.037	± 0.130
$H^0 \rightarrow WW^*$	± 0.051	± 0.025	± 0.021
$H^0 \rightarrow ZZ^*$			± 0.169

Table 2.2.3: Relative accuracy in the determination of the SM Higgs boson production cross-sections and decay rates into gauge bosons for 500 fb^{-1} at $\sqrt{s} = 350 \text{ GeV}$ and 500 GeV .

2.2.3 Coupling to photons

The Higgs effective coupling to photons is mediated by loops. These are dominated, in the SM, by the contributions from the W boson and the top quark but are also sensitive to any charged particles coupling directly to the Higgs particle and to the photon.

At the $\gamma\gamma$ collider, the process $\gamma\gamma \rightarrow H$ has a very substantial cross-section. The observation of the Higgs signal through its subsequent decay $H^0 \rightarrow b\bar{b}$ requires an effective suppression of the large non-resonant $\gamma\gamma \rightarrow c\bar{c}$ and $\gamma\gamma \rightarrow b\bar{b}$ backgrounds. Profiting from the effective b/c jet flavour discrimination of the TESLA detector, it is possible to extract the Higgs signal with good background rejection (see Fig. 2.2.3 a)). Assuming $M_H = 120 \text{ GeV}$ and an integrated $\gamma\gamma$ luminosity of 43 fb^{-1} in the hard part of the spectrum, an accuracy of about 2% on $\sigma(\gamma\gamma \rightarrow H)$ can be achieved [22, 49] (see Part VI, Chapter 1.).

The Higgs coupling to photons is also accessible through the $H^0 \rightarrow \gamma\gamma$ decay. The measurement of its branching ratio together with the production cross-section at the TESLA $\gamma\gamma$ collider is important for the extraction of the Higgs boson width. The branching ratio analysis is performed in both the $e^+e^- \rightarrow \gamma\gamma\nu\bar{\nu}$ and the $e^+e^- \rightarrow \gamma\gamma + \text{jets}$ final states, corresponding to the sum of the WW fusion, $ZH^0 \rightarrow \nu\bar{\nu}H^0$, and $ZH^0 \rightarrow q\bar{q}H^0$, respectively [50]. The most important background in both channels comes from the double-bremsstrahlung $Z\gamma\gamma$ process. This background and the smallness of the $H^0 \rightarrow \gamma\gamma$ partial decay width make the analysis a considerable experimental

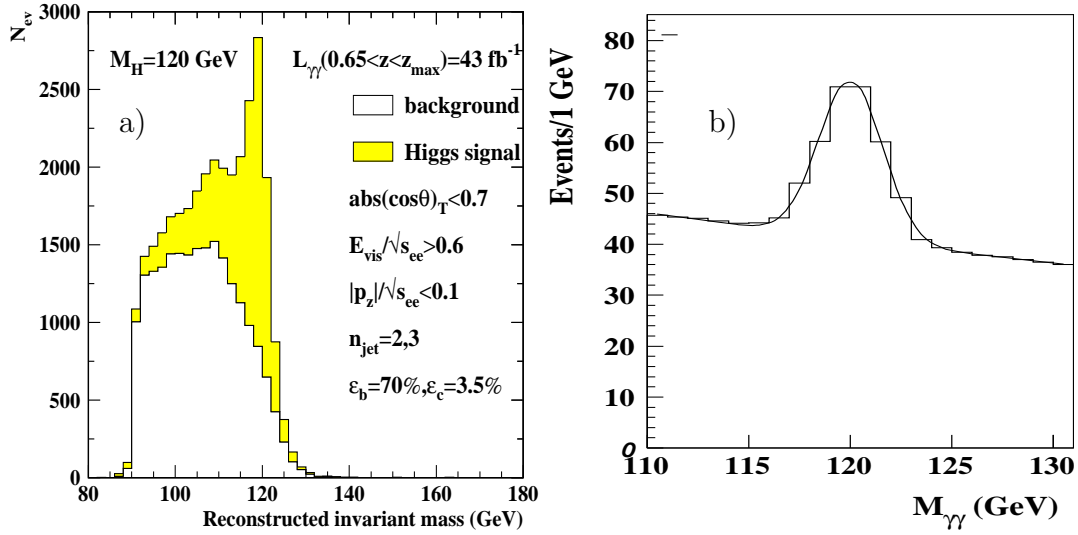


Figure 2.2.3: (a): The Higgs signal reconstructed at the $\gamma\gamma$ collider for $M_H = 120$ GeV with 43 fb^{-1} $\gamma\gamma$ luminosity in the hard part of the spectrum. (b): The signal for $e^+e^- \rightarrow \nu\bar{\nu}H^0 \rightarrow \nu\bar{\nu}\gamma\gamma$ for $M_H = 120$ GeV at $\sqrt{s} = 500$ GeV and an integrated luminosity of 1000 fb^{-1} .

challenge. However the signal can be discriminated from this irreducible background, since the photons in the signal have a spectrum peaked at high energy and rather isotropic production contrary to the background process which has photons produced at large polar angles and with lower energies. Efficiency values in the range 50% to 65% are obtained for the $\nu\bar{\nu}\gamma\gamma$ and $q\bar{q}\gamma\gamma$ final states. Combining both channels, the relative accuracy for the measurement of $\text{BR}(H^0 \rightarrow \gamma\gamma)$ for $M_H = 120$ GeV is 26% (23%), for an integrated luminosity of 500 fb^{-1} at $\sqrt{s} = 350$ GeV (500 GeV). For 1000 fb^{-1} , an accuracy of 18% (16%) can be reached (see Fig. 2.2.3b)).

2.2.4 The Higgs boson total decay width

The SM Higgs boson total width, Γ_H , is extremely small for light mass values and increases rapidly once the WW^* and ZZ^* decay channels become accessible, reaching a value of 1 GeV at the ZZ threshold. Therefore, for $M_H \gtrsim 200$ GeV the total decay width becomes directly accessible from the reconstruction of the Higgs boson line-shape. However at the linear collider and for lower masses, it can be obtained semi-directly, in a nearly model-independent way, from the combination of the measurements of a Higgs coupling constant with the corresponding branching ratio.

Absolute measurements of coupling constants can be obtained (i) for g_{HZZ} through the Higgs-strahlung cross-section, for g_{HWW} through (ii) the WW fusion cross-section or, more model-dependently, (iii) by using the symmetry $g_{\text{HWW}}^2/g_{\text{HZZ}}^2 = \cos^2\theta_W$ and, in the $\gamma\gamma$ collider option, for $g_{\text{H}\gamma\gamma}^{\text{effective}}$ through (iv) the cross-section for $\gamma\gamma \rightarrow H^0$.

For a mass below 160 GeV, the best method is to use the WW fusion process. Combined with the measurement of the branching ratio for $H \rightarrow WW^*$ (see section

2.2.2) an accuracy ranging from 4% to 13% can be obtained for Γ_H , as shown in Table 2.2.4.

$\Gamma_{H \rightarrow X}$	BR($H \rightarrow X$)	$M_H = 120$ GeV	140 GeV	160 GeV
$WW = WW\nu\nu$	$H^0 \rightarrow WW$	± 0.061	± 0.045	± 0.134
$WW = HZ$	$H^0 \rightarrow WW$	± 0.056	± 0.037	± 0.036
$\gamma\gamma \rightarrow H^0$	$H^0 \rightarrow \gamma\gamma$	± 0.23	-	-

Table 2.2.4: *Relative accuracy on the determination of the total Higgs boson decay width Γ_H for 500 fb^{-1} using the three methods described in the text.*

An alternative method is to exploit the effective $H\gamma\gamma$ coupling through the measurement of the cross-section for $\gamma\gamma \rightarrow H \rightarrow b\bar{b}$ using the $\gamma\gamma$ collider option. This cross-section and hence the partial width $\Gamma_{\gamma\gamma}$ can be obtained to 2% accuracy for $m_H \lesssim 140$ GeV and to better than 10% for $m_H \lesssim 160$ GeV. The derivation of the total width however needs the measurement of the branching ratio $H \rightarrow \gamma\gamma$ as input. As it was shown in Sec. 2.2.3, this can only be achieved to 23% precision for 500 fb^{-1} and thus dominates the uncertainty on the total width reconstructed from the $H\gamma\gamma$ coupling.

2.2.5 Couplings to fermions

The accurate determination of the Higgs couplings to fermions is important as a proof of the Higgs mechanism and to establish the nature of the Higgs boson. The Higgs-fermion couplings being proportional to the fermion masses, the SM Higgs boson branching ratio into fermions are fully determined once the Higgs boson and the fermion masses are fixed.

Deviations of these branching ratios from those predicted for the SM Higgs boson can be the signature of the lightest supersymmetric h^0 boson. Higgs boson decays to gg , like those to $\gamma\gamma$, proceed through loops, dominated in this case by the top contribution. The measurements of these decays are sensitive to the top Yukawa coupling in the SM and the existence of new heavy particles contributing to the loops.

The accuracy on the Higgs boson branching ratio measurements at the linear collider has been the subject of several studies [51]. With the high resolution Vertex Tracker, the more advanced jet flavour tagging techniques, the experience gained at LEP and SLC (see Part IV, Chapter 9), and the large statistics available at the TESLA collider, these studies move into the domain of precision measurements.

In the hadronic Higgs boson decay channels at TESLA, the fractions of $b\bar{b}$, $c\bar{c}$ and gg final states are extracted by a binned maximum likelihood fit to the jet flavour tagging probabilities for the Higgs boson decay candidates [52]. The background is estimated over a wide interval around the Higgs boson mass peak and subtracted. It is also possible to study the flavour composition of this background directly in the real

data by using the side-bands of the Higgs boson mass peak. The jet flavour tagging response can be checked by using low energy runs at the Z as well as ZZ events at full energy, thus reducing systematic uncertainties from the simulation.

For the case of $H^0/h^0 \rightarrow \tau^+\tau^-$, a global $\tau\tau$ likelihood is defined by using the response of discriminant variables such as charged multiplicity, jet invariant mass and track impact parameter significance. These measurements are sensitive to the product

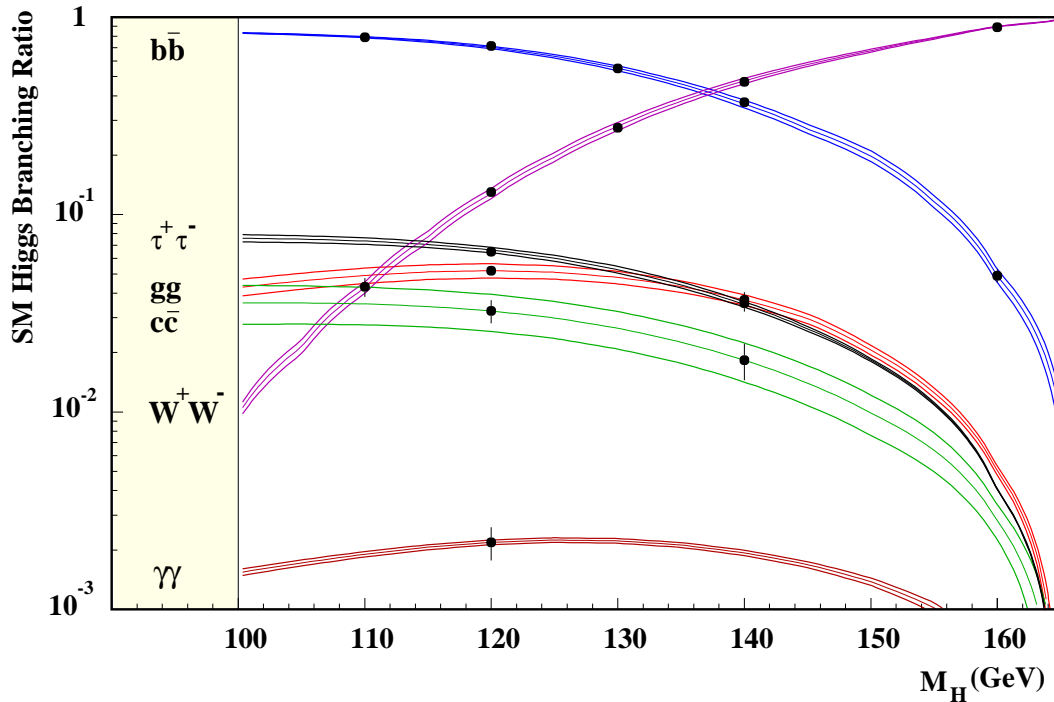


Figure 2.2.4: The predicted SM Higgs boson branching ratios. Points with error bars show the expected experimental accuracy, while the lines show the estimated uncertainties on the SM predictions.

$\sigma_{H^0 Z, H^0 \nu\bar{\nu}} \times \text{BR}(H^0 \rightarrow f\bar{f})$. Using the results discussed above for the production cross-sections $\sigma_{H^0 Z, H^0 \nu\bar{\nu}}$, the branching ratios can be determined to the accuracies summarised in Table 2.2.5 and shown in Fig. 2.2.4 [52].

2.2.6 Higgs top Yukawa coupling

The Higgs Yukawa coupling to the top quark is the largest coupling in the SM ($g_{ttH}^2 \simeq 0.5$ to be compared with $g_{bbH}^2 \simeq 4 \times 10^{-4}$). If $M_H < 2m_t$ this coupling is directly accessible in the process $e^+e^- \rightarrow t\bar{t}H$ [53]. This process, with a cross-section of the order of 0.5 fb for $M_H \sim 120$ GeV at $\sqrt{s} = 500$ GeV and 2.5 fb at $\sqrt{s} = 800$ GeV, including QCD corrections [54], leads to a distinctive signature consisting of two W

Channel	$M_H = 120 \text{ GeV}$	$M_H = 140 \text{ GeV}$	$M_H = 160 \text{ GeV}$
$H^0/h^0 \rightarrow bb$	± 0.024	± 0.026	± 0.065
$H^0/h^0 \rightarrow c\bar{c}$	± 0.083	± 0.190	
$H^0/h^0 \rightarrow gg$	± 0.055	± 0.140	
$H^0/h^0 \rightarrow \tau^+\tau^-$	± 0.050	± 0.080	

Table 2.2.5: Relative accuracy in the determination of Higgs boson branching ratios for 500 fb^{-1} at $\sqrt{s} = 350 \text{ GeV}$.

bosons and four b -quark jets.

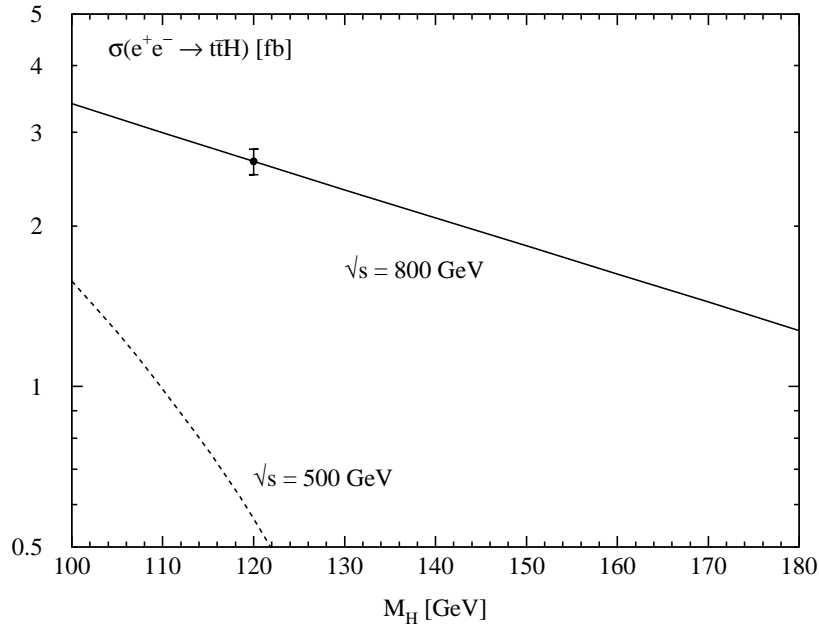


Figure 2.2.5: The $t\bar{t}H^0$ cross-section, computed at next-to-leading order, as a function of M_H for $\sqrt{s} = 500 \text{ GeV}$ and 800 GeV with the expected experimental accuracy for $M_H = 120 \text{ GeV}$ shown by the dot with error bar for an integrated luminosity of 1000 fb^{-1} .

The experimental accuracy on the determination of the top Yukawa coupling has been studied for $\sqrt{s} = 800 \text{ GeV}$ and $L = 1000 \text{ fb}^{-1}$ in both the semileptonic and fully hadronic channels [55]. The main sources of efficiency loss are from failures of the jet-clustering and of the b -tagging due to hard gluon radiation and to large multiplicities. The analysis uses a set of highly efficient pre-selection criteria and a Neural Network trained to separate the signal from the remaining backgrounds. Because of the large backgrounds, it is crucial that they are well modelled both in normalisation and event shapes. A conservative estimate of 5% uncertainty in the overall background normalisation has been used in the evaluation of systematic uncertainties. For an integrated

luminosity of 1000 fb^{-1} the statistical uncertainty in the Higgs top Yukawa coupling after combining the semileptonic and the hadronic channels is $\pm 4.2\%$ (stat). This results in an uncertainty of 5.5% (stat.+syst.) [55] (see Fig. 2.2.5).

If $M_H > 2m_t$, the Higgs top Yukawa couplings can be measured from the $H^0 \rightarrow t\bar{t}$ branching ratio, similarly to those of the other fermions discussed in the previous section. A study has been performed for the WW fusion process $e^+e^- \rightarrow \nu_e\bar{\nu}_e H^0 \rightarrow \nu_e\bar{\nu}_e t\bar{t}$ for $350 \text{ GeV} < M_H < 500 \text{ GeV}$ at $\sqrt{s} = 800 \text{ GeV}$ [56]. The $e^+e^- \rightarrow t\bar{t}$ and the $e^+e^- \rightarrow e^+e^-t\bar{t}$ backgrounds are reduced by the event selection based on the characteristic event signature with six jets, two of them from a b quark, on the missing energy and the mass. Since the S/B ratio is expected to be large, the uncertainty on the top Yukawa coupling is dominated by the statistics and corresponds to 5% (12%) for $M_H = 400$ (500) GeV for an integrated luminosity of 1000 fb^{-1} [56].

2.2.7 Extraction of Higgs couplings

The Higgs boson production and decay rates discussed above, can be used to measure the Higgs couplings to gauge bosons and fermions. After the Higgs boson is discovered, this is the first crucial step in establishing experimentally the Higgs mechanism for mass generation. Since some of the couplings of interest can be determined independently by different observables while other determinations are partially correlated, it is interesting to perform a global fit to the measurable observables and to extract the Higgs couplings in a model-independent way. This method optimises the available information and can take properly into account the experimental correlation between different measurements.

A dedicated program, HFITTER [57] has been developed based on the HDECAY [23] program for the calculation of the Higgs boson branching ratios. The following inputs have been used: σ_{HZ} , $\sigma_{H\nu\bar{\nu}}$, $\text{BR}(H^0 \rightarrow WW)$, $\text{BR}(H^0 \rightarrow \gamma\gamma)$, $\text{BR}(H^0 \rightarrow b\bar{b})$, $\text{BR}(H^0 \rightarrow \tau^+\tau^-)$, $\text{BR}(H^0 \rightarrow c\bar{c})$, $\text{BR}(H^0 \rightarrow gg)$, $\sigma_{H\bar{H}}$. For correlated measurements the full covariance matrix has been used. The results are given for $M_H = 120 \text{ GeV}$ and 140 GeV and 500 fb^{-1} . Table 2.2.6 shows the accuracy which can be achieved in determining the couplings and their relevant ratios. Fig. 2.2.6 shows 1σ and 95% confidence level contours for the fitted values of various pairs of ratios of couplings, with comparisons to the sizes of changes expected from the MSSM.

2.2.8 Quantum numbers of the Higgs boson

The spin, parity, and charge-conjugation quantum numbers J^{PC} of the Higgs bosons can be determined at TESLA in a model-independent way [58]. The observation of Higgs boson production at the $\gamma\gamma$ collider or of the $H^0 \rightarrow \gamma\gamma$ decay would rule out $J = 1$ and require C to be positive. The measurement of the rise of the total Higgs-strahlung cross section at threshold and the angular dependence of the cross-section in the continuum allow J and P to be uniquely determined.

The threshold rise of the process $e^+e^- \rightarrow ZX$ for a boson X of arbitrary spin J and normality $n = (-1)^J P$ has been studied in [59]. While for $J = 0$ the cross

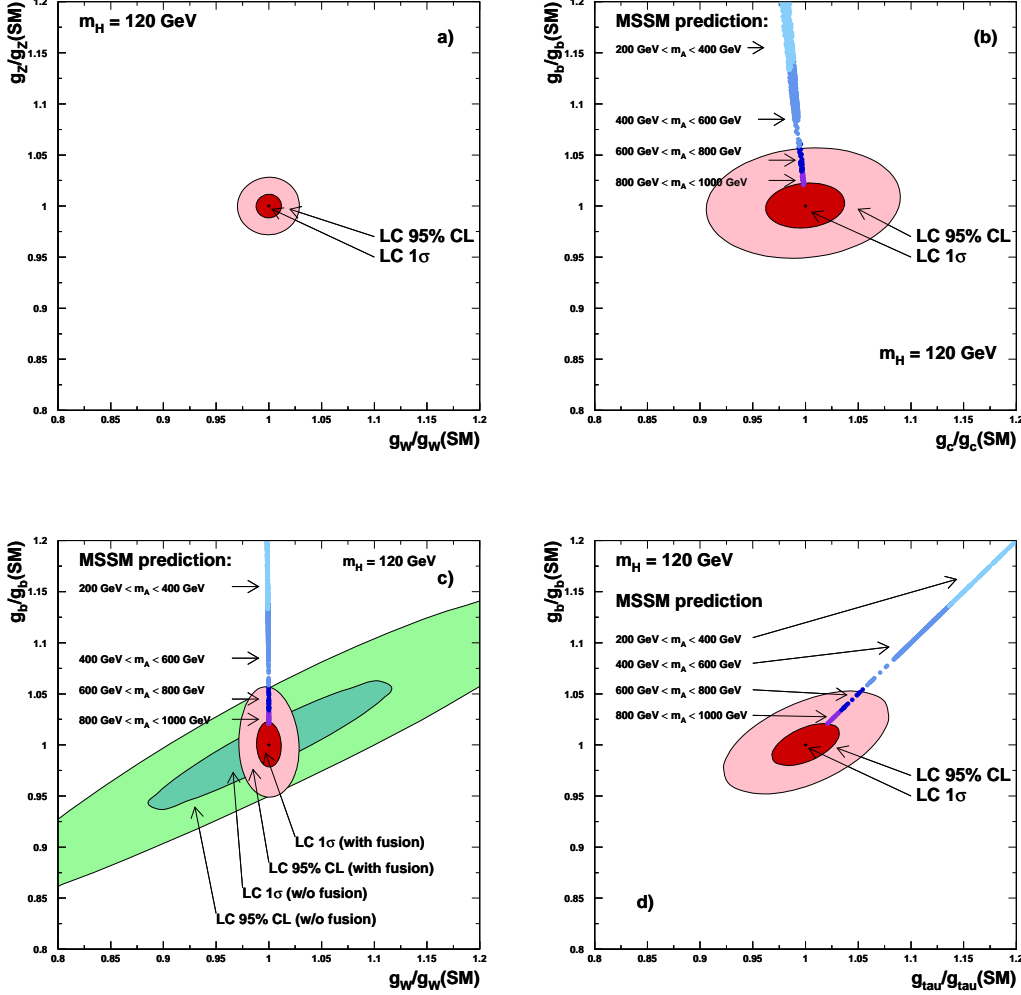


Figure 2.2.6: Higgs coupling determinations at TESLA. The contours for the g_{HZZ} vs. g_{HWW} (a), g_{Hbb} vs. g_{Hcc} (b), g_{Hbb} vs. g_{HWW} (c) and g_{Hbb} vs. $g_{HT\tau}$ (d) couplings for a 120 GeV Higgs boson as measured with 500 fb^{-1} of data.

section at threshold rises $\propto \beta_{ZX}$ (see eq. 2.1.2), for higher spins the cross section rises generally with higher powers of β_{ZX} except for some scenarios with which can be distinguished through the angular dependence in the continuum. A threshold scan with a luminosity of 20 fb^{-1} at three centre-of-mass energies is sufficient to distinguish the different behaviours (see Fig. 2.2.7) [60].

In the continuum, one can distinguish the SM Higgs 0^{++} boson from a \mathcal{CP} -odd 0^{-+} state A^0 , or a \mathcal{CP} -violating mixture of the two (generically denoted by Φ in the following). The $J = 0$ nature of the Higgs bosons can be established by comparing the cross section angular dependence with that of the $e^+e^- \rightarrow ZZ$ process, which exhibits a distinctly different angular momentum structure (see Fig. 2.2.8 a)) due to

Coupling	$M_H = 120 \text{ GeV}$	140 GeV
g_{HWW}	± 0.012	± 0.020
g_{HZZ}	± 0.012	± 0.013
g_{Htt}	± 0.030	± 0.061
g_{Hbb}	± 0.022	± 0.022
g_{Hcc}	± 0.037	± 0.102
$g_{H\tau\tau}$	± 0.033	± 0.048
g_{HWW}/g_{HZZ}	± 0.017	± 0.024
g_{Htt}/g_{HWW}	± 0.029	± 0.052
g_{Hbb}/g_{HWW}	± 0.012	± 0.022
$g_{H\tau\tau}/g_{HWW}$	± 0.033	± 0.041
g_{Htt}/g_{Hbb}	± 0.026	± 0.057
g_{Hcc}/g_{Hbb}	± 0.041	± 0.100
$g_{H\tau\tau}/g_{Hbb}$	± 0.027	± 0.042

Table 2.2.6: Relative accuracy on Higgs couplings and their ratios obtained from a global fit (see text). An integrated luminosity of 500 fb^{-1} at $\sqrt{s} = 500 \text{ GeV}$ is assumed except for the measurement of g_{Htt} , which assumes 1000 fb^{-1} at $\sqrt{s} = 800 \text{ GeV}$ in addition.

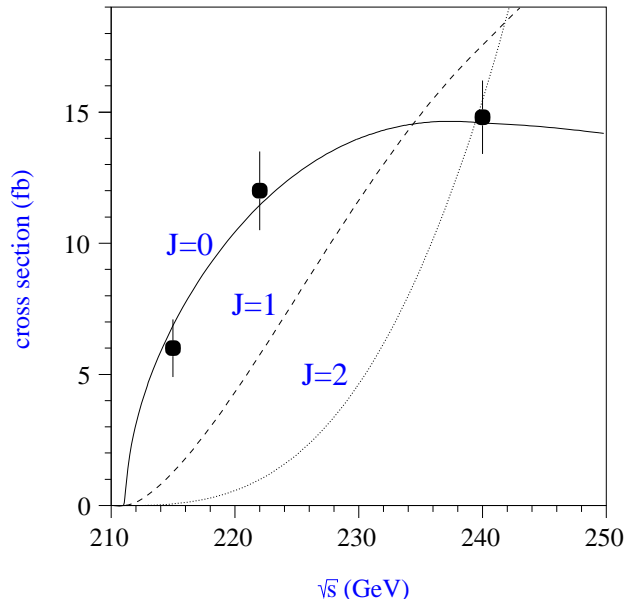


Figure 2.2.7: Simulated measurement of the $e^+e^- \rightarrow H^0Z$ cross section for $M_H = 120 \text{ GeV}$ with $20 \text{ fb}^{-1}/\text{point}$ at three centre-of-mass energies compared to the predictions for a spin-0 (full line) and examples of spin-1 (dashed line) and spin-2 (dotted line) particles.

the t-channel electron exchange. However, in a general 2HDM model the three neutral Higgs bosons correspond to arbitrary mixtures of \mathcal{CP} eigenstates, and their production and decay exhibit \mathcal{CP} violation. In this case, the amplitude for the Higgs-strahlung process can be described by adding a ZZA coupling with strength η to the SM matrix element $\mathcal{M} = \mathcal{M}_{ZH} + i\eta\mathcal{M}_{ZA}$. In general the parameter η can be complex, we assume it to be real in the following. If $\eta = 0$, we recover the coupling of SM Higgs boson H . However, in a more general scenario, η need not be loop suppressed as in the MSSM, and it is useful to allow for η to be arbitrary in the experimental data analysis. The most sensitive single kinematic variable to distinguish these different contributions to Higgs boson production is the production angle θ_Z of the Z boson w.r.t. to the beam axis, in the laboratory frame. The differential cross-section for the process $e^+e^- \rightarrow Z\Phi$ is given by:

$$\frac{d\sigma}{d\cos\theta_Z} \propto \beta_{\Phi Z} \left[1 + \frac{s\beta_{\Phi Z}^2}{8M_Z^2} \sin^2\theta_Z + \eta \frac{2s\beta_{\Phi Z}}{M_Z^2} \kappa \cos\theta_Z + \eta^2 \frac{s^2\beta_{\Phi Z}^2}{8M_Z^4} (1 + \cos^2\theta_Z) \right],$$

where $\kappa = v_e a_e / (v_e^2 + a_e^2)$ and v_e , a_e and $\beta_{\Phi Z}$ are defined below equation 2.1.2. The angular distribution of $e^+e^- \rightarrow ZA$, $\propto (1 + \cos^2\theta_Z)$, corresponding to transversely polarised Z bosons, is therefore very distinct from that of ZH in the SM, $\propto \sin^2\theta_Z$, for longitudinally polarised Z bosons in the limit $\sqrt{s} \gg M_Z$ [58]. In the above equation, the interference term, linear in η , generates a forward-backward asymmetry, which would represent a distinctive signal of \mathcal{CP} violation, while the term proportional to η^2 increases the total $e^+e^- \rightarrow Z\phi$ cross-section.

The angular distributions of the accompanying $Z \rightarrow f\bar{f}$ decay products are also sensitive to the Higgs boson \mathcal{CP} parity and spin as well as to anomalous couplings [61]. In fact, at high energies, the Z bosons from $e^+e^- \rightarrow ZH$ are dominantly longitudinally polarised, while those from $e^+e^- \rightarrow ZA$ ($e^+e^- \rightarrow ZZ$) are fully (dominantly) transversely polarised [58]. These distributions can be described in terms of the angles θ^* and ϕ^* , where θ^* is the polar angle between the flight direction of the decay fermion f in the Z -boson rest frame and that of the Z -boson in the laboratory frame and ϕ^* is the corresponding azimuthal angle w.r.t. the plane defined by the beam axis and the Z -boson flight direction.

The information carried by these three angular distributions can be analysed using the optimal observable formalism [62], in terms of a single variable \mathcal{O} defined as the ratio of the \mathcal{CP} -violating contribution to the SM cross-section, $\mathcal{O} = 2\text{Re}(\mathcal{M}_{ZA}^* \mathcal{M}_{ZH}) / |\mathcal{M}_{ZH}|^2$. If the Higgs boson production respects \mathcal{CP} symmetry, the expectation value of this \mathcal{CP} -odd observable must vanish, i.e. $\langle \mathcal{O} \rangle = 0$. Any significant deviation of $\langle \mathcal{O} \rangle$ from 0 implies the existence of \mathcal{CP} violation, independent of the specific model.

This analysis has been performed for $M_H = 120$ GeV assuming an integrated luminosity of 500 fb^{-1} at $\sqrt{s} = 350$ GeV, following the criteria of the $H^0 Z$ reconstruction discussed above. However, in order not to bias the analysis towards specific Higgs boson decay modes, only cuts on Z decay products are applied. The resulting sensitivity is shown in Fig. 2.2.8 b) for the case of $Z \rightarrow \mu^+ \mu^-$. The accuracy in the determination of η , obtained using the expectation value of the optimal observable is 0.038, and it improves to 0.032 when the total cross-section dependence is exploited in addition [63].

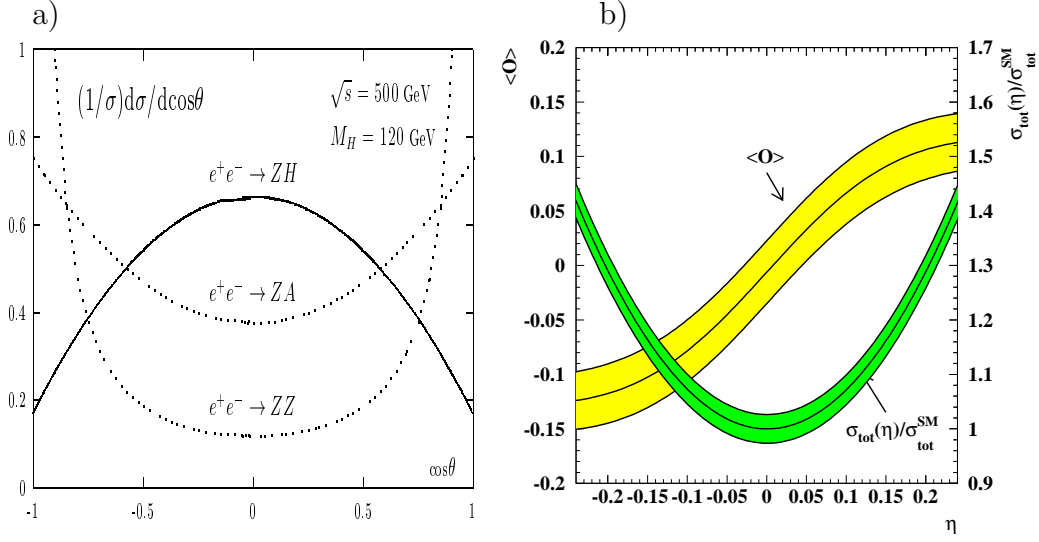


Figure 2.2.8: a): The $\cos\theta$ dependence of $e^+e^- \rightarrow ZH$, $e^+e^- \rightarrow ZA$, $e^+e^- \rightarrow ZZ$ for $\sqrt{s} = 500$ GeV, assuming $M_H = M_A = 120$ GeV [58] and b): the dependence of the expectation value of the optimal observable and the total cross-section on η for $M_H = 120$ GeV, $\sqrt{s} = 350$ GeV and $\mathcal{L} = 500$ fb $^{-1}$ after applying the selection cuts. The shaded bands show the 1σ uncertainty in the determination of $\langle O \rangle$ and the total cross section.

ϵ_τ	—	0.5	0.5
ϵ_b	—	0.6	0.6
$ P_{e^-} $	—	—	0.8
$ P_{e^+} $	—	—	0.45
$\text{Re}(b_Z)$	± 0.00055	± 0.00029	± 0.00023
$\text{Re}(c_Z)$	± 0.00065	± 0.00017	± 0.00011
$\text{Re}(b_\gamma)$	± 0.01232	± 0.00199	± 0.00036
$\text{Re}(c_\gamma)$	± 0.00542	± 0.00087	± 0.00008
$\text{Re}(\tilde{b}_Z)$	± 0.00104	± 0.00097	± 0.00055
$\text{Re}(\tilde{b}_\gamma)$	± 0.00618	± 0.00101	± 0.00067

Table 2.2.7: Accuracy on general $ZZ\Phi$ and $Z\gamma\Phi$ couplings for various values for the τ helicity reconstruction and b charge identification efficiencies (ϵ_τ and ϵ_b) and beam polarisations ($|P_{e^-}|$ and $|P_{e^+}|$). The numbers correspond to 300 fb $^{-1}$ of data at $\sqrt{s} = 500$ GeV. Detector resolution effects are not simulated.

In the effective-Lagrangian approach, the most general $ZZ\Phi$ coupling can have two more independent \mathcal{CP} -even terms [64]. Similarly, there may also be an effective $Z\gamma\Phi$ coupling, generated by two \mathcal{CP} -even and one \mathcal{CP} -odd terms [64] making a total of

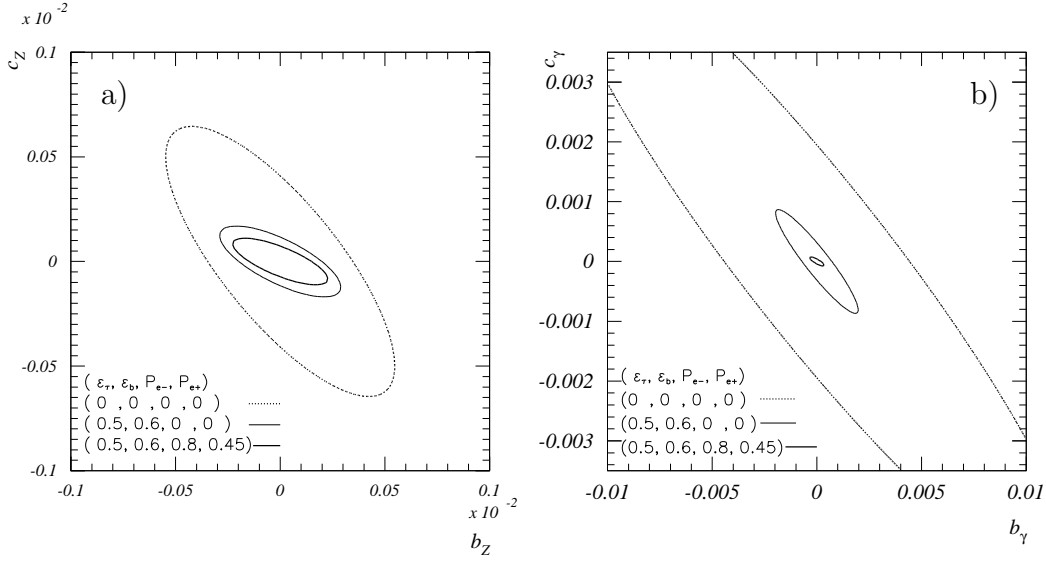


Figure 2.2.9: a): The 68% C.L. contours in the (b_Z, c_Z) and b): (b_γ, c_γ) (right) planes. In each case, the other degrees of freedom have been integrated out. The contours correspond to 300 fb^{-1} of data at $\sqrt{s} = 500 \text{ GeV}$. Detector resolution effects are not simulated.

seven complex couplings, a_Z , b_Z , c_Z , \tilde{b}_Z , b_γ , c_γ , and \tilde{b}_γ , where the \mathcal{CP} -odd couplings are indicated by a tilde. With sufficiently high luminosity, accurate τ helicity and good b charge identification and electron and positron beam polarisation it will be possible to determine these couplings from the angular distributions of $e^+e^- \rightarrow Z\Phi \rightarrow (f\bar{f})\Phi$ [46]. A global analysis of these angular distributions, based on the optimal observable method [65, 62] and assuming $\sqrt{s} = 500 \text{ GeV}$, $\mathcal{L} = 300 \text{ fb}^{-1}$, τ helicity and b charge identification efficiencies $\epsilon_\tau = 50\%$ and $\epsilon_b = 60\%$, and beam polarisations $P_{e^-} = \pm 80\%$, $P_{e^+} = \mp 45\%$ gives the results summarised in Table 2.2.7 and in Fig. 2.2.9 for fixed a_Z . The coupling a_Z can be determined by repeating the analysis at two different values of \sqrt{s} , such as 350 GeV and 500 GeV. We observe that the $ZZ\Phi$ couplings are generally well constrained, even for $\epsilon_\tau = \epsilon_b = P_{e^-} = P_{e^+} = 0$. The constraints on the $Z\gamma\Phi$ couplings may be improved by approximately a factor of 6 through τ and b tagging and by another factor of 1.5 to 10 through beam polarisation.

2.2.9 Higgs potential

To establish the Higgs mechanism experimentally in an unambiguous way, the self potential of the Higgs field:

$$V = \lambda (|\varphi|^2 - \frac{1}{2}v^2)^2, \quad (2.2.1)$$

with a minimum at $\langle \varphi \rangle_0 = v/\sqrt{2}$, must be reconstructed. This can be accomplished by measuring the self-couplings of the physical Higgs boson H [66, 67] as predicted by the potential:

$$V = \lambda v^2 H^2 + \lambda v H^3 + \frac{1}{4} \lambda H^4. \quad (2.2.2)$$

The coefficient of the bilinear term in the Higgs field defines the mass $M_H = \sqrt{2\lambda}v$ so that the trilinear and quadrilinear couplings can be predicted unambiguously in the SM.

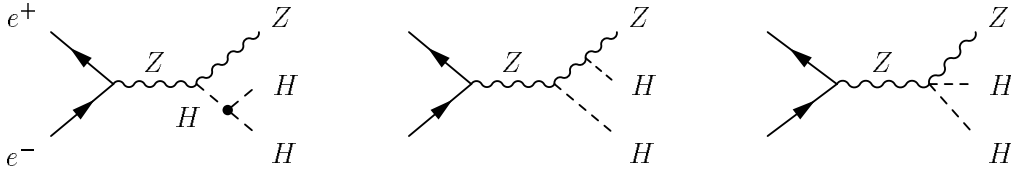


Figure 2.2.10: *Double Higgs boson associated production with a Z boson.*

The trilinear Higgs coupling $\lambda_{HHH} = 6\sqrt{2}\lambda$, in units of $v/\sqrt{2}$, can be measured directly in pair-production of Higgs particles at high-energy e^+e^- colliders [66, 67, 68]. The most interesting process at TESLA centre-of-mass energies is the associated production of two Higgs bosons with a Z boson, $e^+e^- \rightarrow H^0H^0Z$. As evident from Fig. 2.2.10, this process is built up by the amplitude involving the trilinear Higgs coupling superimposed on the two other mechanisms which lead to the same final state but do not involve λ_{HHH} . The cross-section for double Higgs production, which is therefore a binomial in the coupling λ_{HHH} , is of the order of 0.20 fb for $M_H = 120$ GeV at $\sqrt{s} = 500$ GeV and 0.15 fb at $\sqrt{s} = 800$ GeV (see Fig. 2.2.11). The quadrilinear Higgs coupling can in principle be measured in triple Higgs boson production, but the cross-section is suppressed by an additional electroweak factor, and is therefore too small to be observable at TESLA energies [67].

A detailed analysis of the reconstruction of double Higgs-strahlung events has been performed [69]. The large four and six fermion background and the tiny signal cross-section make this analysis a genuine experimental challenge. However, by profiting from the characteristic signature with four b jets and a Z boson, reconstructed either in its leptonic or hadronic decay modes, and from the excellent tagging and energy flow reconstruction capabilities of the TESLA detector (see Part IV, Chapter 9), this process can be isolated from backgrounds.

M_H (GeV)	120	130	140
N_{HHZ}	80	64	44
Efficiency	0.43	0.43	0.39
$\delta\sigma/\sigma$	± 0.17	± 0.19	± 0.23

Table 2.2.8: *Number of selected signal H^0H^0Z events, selection efficiency and relative uncertainty on the double Higgs-strahlung cross-section for 1000fb^{-1} of TESLA data at $\sqrt{s} = 500$ GeV for a cut-based selection (see text).*

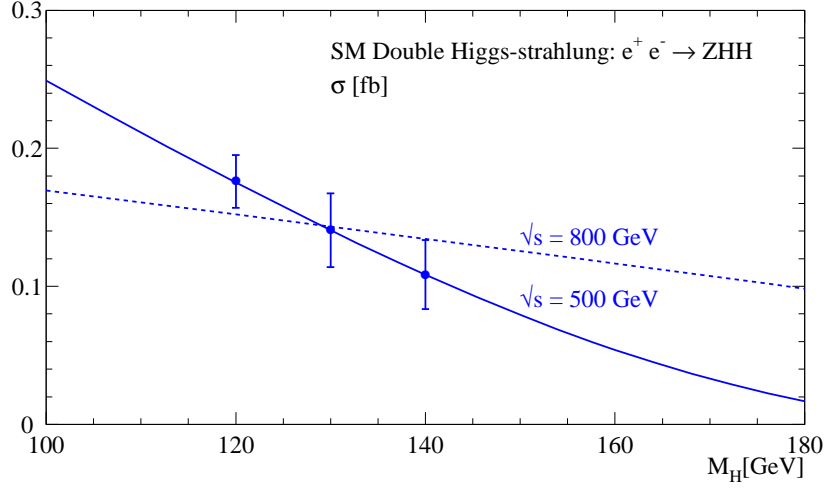


Figure 2.2.11: *The cross-section for double Higgs-strahlung $e^+e^- \rightarrow ZHH$ in the Standard Model at two collider energies: $\sqrt{s} = 500$ GeV and 800 GeV. The dots with error bars show the achievable experimental accuracies for 1000 fb^{-1} (see text).*

In the hadronic channel, after kinematical cuts, the events are forced into six jets and the jet pair most consistent with the Z hypothesis is identified. In the leptonic channel two identified leptons consistent with a Z boson are required instead. Then the jets recoiling against the reconstructed Z boson are required to contain identified b -quarks. With this selection, accuracies of approximately 20% on the H^0H^0Z cross-section can be obtained for M_H between 120 and 140 GeV and 1000 fb^{-1} (see Table 2.2.8 and Fig. 2.2.11). The sensitivity can be further improved when a multi-variable selection based on a neural network is applied, reducing the uncertainty from 17% to 13% for $M_H = 120$ GeV and yielding a signal significance $S/\sqrt{B} \sim 6$.

The sensitivity to λ_{HHH} is diluted due to the additional diagrams shown in Fig. 2.2.10. Taking this into account, the trilinear Higgs coupling λ_{HHH} can be obtained at TESLA with a statistical accuracy of 22% for $M_H = 120$ GeV with an integrated luminosity of 1000 fb^{-1} , using the neural network selection [69]. This measurement crucially depends on the high luminosity anticipated for the TESLA operation and the accurate decay reconstruction provided by the optimised detector. It represents an essential element for the reconstruction of the characteristic Higgs potential which leads to the non-zero value of the Higgs field in the vacuum, the physical basis of the Higgs mechanism for breaking the electroweak symmetry and generating the masses of the fundamental particles.

2.3 Study of SUSY Higgs Bosons

If supersymmetry exists in Nature, a major goal of TESLA will be the measurement of its parameters. In this way, the underlying SUSY-breaking mechanism could be determined and thorough consistency checks of the model itself could be performed.

The TESLA potential in the investigations of the supersymmetric particle partners is described in detail in Section 2.3.2. Here the perspectives of the study of the extended Higgs sector as predicted in supersymmetry is discussed.

The study of the lightest neutral MSSM Higgs boson h^0 follows closely that of the SM-like H^0 discussed above, and similar results, in terms of the achievable experimental accuracies, are valid. This light Higgs boson, h^0 , can be found at e^+e^- colliders easily. The ability of TESLA to distinguish the SM/MSSM nature of a neutral Higgs boson is discussed below.

In SUSY models, additional decay channels may open for the Higgs bosons if supersymmetric particles exist with light enough masses. The most interesting scenario is that in which the lightest Higgs boson decays in particles escaping detection giving a sizeable $H^0 \rightarrow$ invisible decay width. While the Higgs boson observability in the di-lepton recoil mass in the associated $H^0 Z$ production channel is virtually unaffected by this scenario, such an invisible decay width can be measured by comparing the number of $e^+e^- \rightarrow ZH^0 \rightarrow \ell^+\ell^-$ anything events with the sum over the visible decay modes corrected by the $Z \rightarrow \ell^+\ell^-$ branching ratio: $\text{BR}(Z \rightarrow \ell^+\ell^-) \times (\sum_{i=b,c,\tau,\dots} N_{ZH \rightarrow f_i \bar{f}_i} + \sum_{j=W,Z,\gamma} N_{ZH \rightarrow B_j \bar{B}_j})$. Using the accuracies on the determination of the individual branching ratios discussed above, the rate for the $H^0 \rightarrow$ invisible decay can be determined to better than 20% for $\text{BR}(H^0 \rightarrow \text{invisible}) > 0.05$.

2.3.1 Study of the H^0 , A^0 and H^\pm bosons

A most distinctive feature of extended models such as supersymmetry, or general 2HDM extensions of the SM, is the existence of additional Higgs bosons. Their mass and coupling patterns vary with the model parameters. However in the decoupling limit, the H^\pm , H^0 and A^0 bosons are expected to be heavy and to decay predominantly into quarks of the third generation. Establishing their existence and the determination of their masses and of their main decay modes will represent an important part of the TESLA physics programme at centre-of-mass energies exceeding 500 GeV.

For a charged Higgs boson mass M_{H^\pm} larger than M_t ¹, the dominant production mode is pair production, $e^+e^- \rightarrow H^+H^-$ with the dominant decay modes being $H^+ \rightarrow t\bar{b}$ with contributions from $H^+ \rightarrow \tau^+\bar{\nu}_\tau$ and $H^+ \rightarrow W^+h^0$ (see Fig. 2.1.9). The cross-section depends mainly on the charged Higgs boson mass M_{H^\pm} and is of the order of 15 fb for $M_{H^\pm} = 300$ GeV at $\sqrt{s} = 800$ GeV (see Fig. 2.1.8). The radiative corrections do significantly change these results [70].

As an example of the performance of TESLA, a study has been made of the $e^+e^- \rightarrow H^+H^- \rightarrow t\bar{b}t\bar{b}$ and the $e^+e^- \rightarrow H^+H^- \rightarrow W^+h^0W^-h^0$, $h \rightarrow b\bar{b}$ processes with $M_{H^\pm} = 300$ GeV, $M_h = 120$ GeV and $\sqrt{s} = 800$ GeV [71]. In the resulting 8 jet final state with 4 b -quark jets it is possible to beat down the backgrounds to a low level by using b tagging and mass constraints on the intermediate t , or h^0 , and W . The combinatorial background due to jet-jet pairing ambiguities in signal events can be resolved, since b -tagged jets can not come from the W decays. Using the t and W mass constraints,

¹The case $M_{H^\pm} < M_t$ with the decay $t \rightarrow H^\pm b$ is discussed in Section 5.3.1

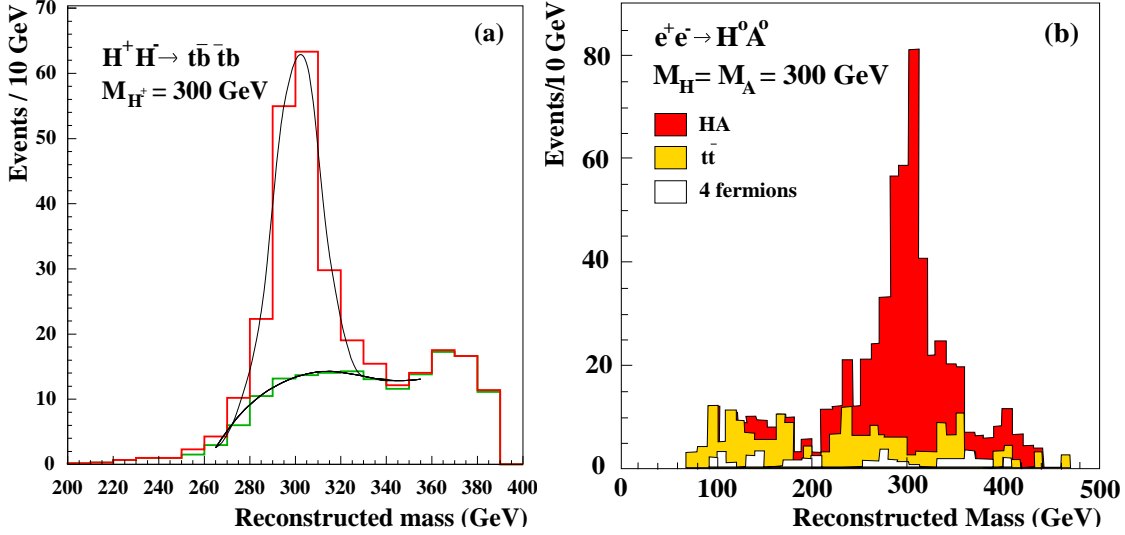


Figure 2.3.1: a): the di-jet invariant mass distribution for (left) $e^+e^- \rightarrow H^+H^- \rightarrow t\bar{t}t\bar{t}$ candidates after applying the intermediate W and t mass and the equal mass final state constraints for 500 fb^{-1} at $\sqrt{s} = 800 \text{ GeV}$. b): Mass peak for $e^+e^- \rightarrow H^0A^0 \rightarrow b\bar{b}b\bar{b}$ for 50 fb^{-1} at $\sqrt{s} = 800 \text{ GeV}$.

the estimated resolution on the charged Higgs boson mass is 10 GeV . Assuming an integrated luminosity of 500 fb^{-1} , the analysis gives 120 signal events on an estimated background of 50 misreconstructed events (see Fig. 2.3.1 a)). The product $\sigma(e^+e^- \rightarrow H^+H^-) \times \text{BR}(H^+H^- \rightarrow t\bar{t}t\bar{t})$ or $(W^+h^0W^-h^0)$ and the charged Higgs boson mass M_{H^\pm} are obtained from a likelihood fit to the reconstructed mass distribution with the number of signal events, the mass M_{H^\pm} and the mass resolution as free parameters. The resulting statistical uncertainty on the mass is $\pm 1 \text{ GeV}$, and that on the product of the production cross-section with the branching ratio $\sigma(e^+e^- \rightarrow H^+H^-) \times \text{BR}(H^+H^- \rightarrow t\bar{t}t\bar{t})$ or $(W^+h^0W^-h^0)$ is smaller than 15%.

The two neutral heavy Higgs bosons in SM extensions with an additional doublet can be produced in the pair production process $e^+e^- \rightarrow H^0A^0 \rightarrow b\bar{b}b\bar{b}$. This has been studied for $\sqrt{s} = 800 \text{ GeV}$ in the decoupling limit where their masses become almost degenerate [72]. The tagging of the characteristic four b -jet final state reduces the large $e^+e^-q\bar{q}g\bar{g}$ and $t\bar{t}$ backgrounds significantly. The HA production is already observable for masses up to 340 GeV with only 50 fb^{-1} (see Fig. 2.3.1). A determination of their mass with a relative accuracy of $\delta M_A/M_A = 0.2\text{--}0.4\%$ and of the product $\sigma(e^+e^- \rightarrow H^0A^0) \times \text{BR}(A^0 \rightarrow b\bar{b}) \times \text{BR}(H^0 \rightarrow b\bar{b}) = 5\% - 11\%$ can be obtained with 200 fb^{-1} for $260 \text{ GeV} < M_A < 340 \text{ GeV}$.

The heavy Higgs bosons A^0, H^0, H^\pm are produced at e^+e^- colliders primarily in pairs and they can be discovered for masses close to the beam energy. The range for A^0, H^0 can be extended into regions not accessible at the LHC at the $\gamma\gamma$ collider where they are formed as single resonances.

2.3.2 Indirect determination of the SM/MSSM nature of a light Higgs boson

The discovery of a neutral Higgs boson, with mass in the range $114 \text{ GeV} < M_H \lesssim 140 \text{ GeV}$, will raise the question of whether the observed particle is the SM Higgs or the lightest boson from the Higgs sector of a SM extension. It has been shown that, for a large fraction of the $\tan \beta - M_A$ parameter plane in the MSSM, this neutral boson is the only Higgs state observable at the LHC. Supersymmetric particles will most probably be observed at both the LHC and TESLA. However, it is difficult to shade light on the structure of the supersymmetric Higgs sector with only one Higgs boson observed. In this situation the precision measurements of the Higgs boson couplings are powerful to obtain information about additional Higgs doublets, their structure and even the masses of the heavier Higgs boson states. This will be exemplified in the context of the MSSM in the following.

If the $H^0 ZZ$ coupling, measured by the Higgs-strahlung production cross-section independently from the Higgs boson decay mode, turns out to be significantly smaller than the SM expectation, this will signal the existence of extra Higgs doublets or other new physics.

The determination of the Higgs boson branching ratios with the accuracy anticipated by these studies can be employed to identify the SM or MSSM nature of a light neutral Higgs boson. The Higgs boson decay widths Γ^{MSSM} to a specific final state are modified as follows with respect to the SM Γ^{SM} : $\Gamma_{bb}^{MSSM} \propto \Gamma_{bb}^{SM} (\sin^2 \alpha / \cos^2 \beta)$ and $\Gamma_{c\bar{c}}^{MSSM} \propto \Gamma_{c\bar{c}}^{SM} (\cos^2 \alpha / \sin^2 \beta)$. Therefore, deviations in the ratios of branching ratios such as $\text{BR}(h \rightarrow WW^*)/\text{BR}(h \rightarrow b\bar{b})$ [47], $\text{BR}(h \rightarrow c\bar{c})/\text{BR}(h \rightarrow b\bar{b})$ and $\text{BR}(h \rightarrow gg)/\text{BR}(h \rightarrow b\bar{b})$ [73] from their SM expectations can reveal the MSSM nature of the Higgs boson and also provide indirect information on the mass of the \mathcal{CP} -odd A^0 Higgs boson, even when it is so heavy that it can not be directly observed at $\sqrt{s} = 500 \text{ GeV}$.

In particular, it has been shown that the accuracy obtained at TESLA for $\text{BR}(h \rightarrow WW^*)/\text{BR}(h \rightarrow b\bar{b})$, implies a statistical sensitivity to the MSSM up to $M_A \simeq 1 \text{ TeV}$ [47]. This may also be complemented by the high precision electroweak data from the GigaZ operation (see Section 5.1).

To fully account for the sensitivity provided by different accessible branching ratios as well as the theoretical uncertainties on the SM branching ratio predictions, a complete scan of MSSM parameter phase space has been performed [52].

For each set of parameters, the h^0 mass has been computed using the diagrammatic two-loop result [28]. Solutions corresponding to $M_{h^0} = (120 \pm 2) \text{ GeV}$ have been selected and used to compute the h^0 branching ratios taking into account the dominant loop corrections (including those arising from supersymmetric particles) [23]. The deviations from the SM predictions for $\text{BR}(h \rightarrow b\bar{b})/\text{BR}(h \rightarrow \text{hadrons})$, $\text{BR}(h \rightarrow c\bar{c})/\text{BR}(h \rightarrow \text{hadrons})$, $\text{BR}(h \rightarrow gg)/\text{BR}(h \rightarrow \text{hadrons})$ and $\text{BR}(h \rightarrow b\bar{b})/\text{BR}(h \rightarrow WW^*)$ have been used to investigate the SM/MSSM discrimination. For $M_A \lesssim 750 \text{ GeV}$, 68% of all MSSM solutions can be distinguished from the SM and for $M_A \lesssim 600 \text{ GeV}$, 95% of all MSSM solutions can be distinguished from SM at the 95% confidence level. This

confidence level is derived from a χ^2 test which compares the deviation of the above-mentioned ratios in the MSSM from their SM values and accounts for their uncertainties.

If a significant deviation from the SM has been observed, it is possible to go further and use the accurate measurements of the Higgs boson decays estimate M_{A^0} in the framework of the MSSM. By varying the A^0 mass together with the other MSSM parameters within the range compatible with experimental and theoretical uncertainty on the branching ratios. The range of values of M_A for the accepted MSSM solutions corresponds to an accuracy of 70 GeV to 100 GeV for the indirect determination of M_A in the mass range $300 \text{ GeV} < M_A < 600 \text{ GeV}$ [52].

The SUSY contributions considered above enter via the dependence on $\tan\beta$ and the mixing angle α and affect the Higgs couplings to all up-type fermions and to all down-type fermions in a universal way. However, for large values of $\tan\beta$ and/or of the Higgs mixing parameter μ , gluino and higgsino loop corrections can also induce important SUSY effects. They affect the tree-level relations between the fermion masses and the Yukawa couplings [74], thus inducing further deviations in particular for the ratio of the $g_{h\bar{b}b}$ to the $g_{h\tau^+\tau^-}$ couplings. A determination of $\text{BR}(h \rightarrow \tau^+\tau^-)$ to the accuracy anticipated at TESLA can probe these effects and will thus enhance the sensitivity to differences between the SM and the MSSM in this region of the SUSY parameter space.

If a light Higgs boson is observed and found to correspond to the decay properties expected for the lightest neutral Higgs boson in MSSM, and if a light A^0 boson exists, the associated production with $e^+e^- \rightarrow b\bar{b}A^0$ could be observed with a significant cross-section in the MSSM at large values of $\tan\beta$. In such a case, this process allows for a direct determination of the important $\tan\beta$ parameter. An experimental study has been performed for 500 fb^{-1} at $\sqrt{s} = 500 \text{ GeV}$ using an iterative discriminant analysis technique. The resulting uncertainty on $\tan\beta$ for $\tan\beta = 50$ has been estimated to be 7% for $M_A = 100 \text{ GeV}$ [75].

2.4 Non SUSY Extension of the SM

2.4.1 Higgs detection in 2HDM

Models abound in which the 2HDM extension of the SM (without supersymmetry) is the effective theory, correct up to some new physics scale, Λ [76]. We focus on the \mathcal{CP} -conserving 2HDM of type II, as defined earlier, with eigenstates h^0 , H^0 , A^0 and H^\pm . The phenomenology of the neutral Higgs bosons in the 2HDM is essentially determined by the parameters $\tan\beta$ and α and the Higgs boson masses. In contrast to the supersymmetric models, these parameters are not correlated, so that the no loose theorem does not apply. If h^0 production is kinematically accessible through the $e^+e^- \rightarrow h^0 Z$ process, it can be observed at TESLA unless the ZZh^0 coupling is heavily suppressed, i.e. $\sin(\beta - \alpha)$ is very small ($\mathcal{O}(10^{-3})$). Precision measurements of the h^0 properties, in particular the $e^+e^- \rightarrow h^0 Z$ and $\gamma\gamma \rightarrow h^0$ production cross-sections, can reveal the nature of the model [77]. In this situation, should either A^0 or H^0 be

light enough, Higgs bosons will be observed in the $e^+e^- \rightarrow h^0 A^0$ and $e^+e^- \rightarrow H^0 Z$ processes, since the relevant couplings are proportional to $\cos(\beta - \alpha)$ and thus large.

The most difficult situations to probe at TESLA are: (a) that of small $\sin(\beta - \alpha)$ and the lightest Higgs boson is h^0 while A^0 and H^0 too heavy to be produced via the above mentioned processes, (b) the lightest Higgs boson is A^0 while h^0 and H^0 too heavy. The case (b) is discussed in the following as an example, while the case (a) is discussed in [78]. In this situation alternative production processes have to be considered since the loop-induced $ZA^0 A^0$ coupling will also be too small [79]. The most important process is the Yukawa processes $e^+e^- \rightarrow f\bar{f}A^0$. The Yukawa couplings are proportional to $\tan\beta$ for down-type quarks and charged leptons and to $\cot\beta$ for up-type quarks in the $\sin(\beta - \alpha) \rightarrow 0$ limit, hence they can not both be suppressed simultaneously [80]. Furthermore, the $e^+e^- \rightarrow A^0 A^0 Z$ and $\gamma\gamma \rightarrow A^0$ channels can contribute.

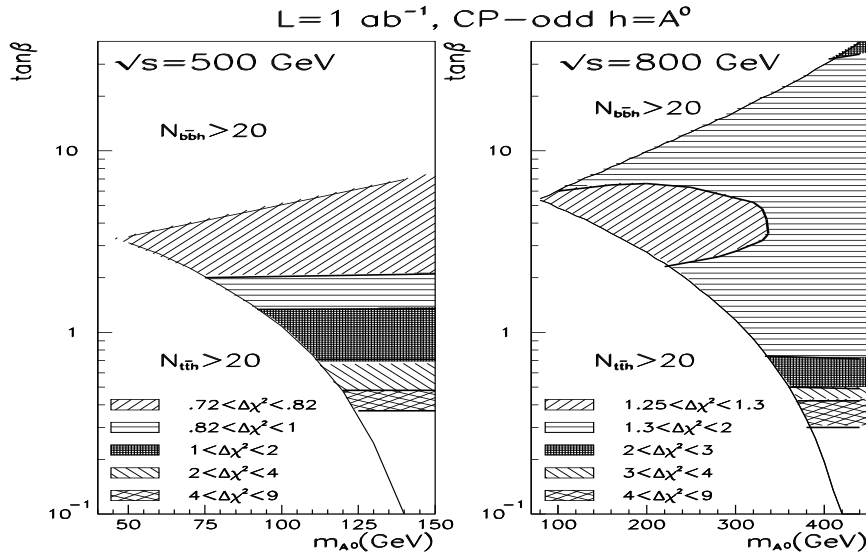


Figure 2.4.1: For $\sqrt{s} = 500$ GeV and $\sqrt{s} = 800$ GeV, the solid lines show as a function of M_A the maximum and minimum $\tan\beta$ values between which $t\bar{t}A^0$, $b\bar{b}A^0$ final states will both have fewer than 20 events assuming $L = 1$ ab^{-1} . The different regions indicate the best $\Delta\chi^2$ values (relative to the best SM χ^2) obtained for fits to the present precision electroweak data after scanning: a) over the masses of the remaining Higgs bosons subject to the constraint they are too heavy to be directly produced; and b) over the mixing angle in the CP-even sector. Results are shown only for $M_A < \sqrt{s} - 2m_t$, but extrapolate to higher M_A in obvious fashion.

Studies have been performed to investigate to what extent this particular scenario could be observed or excluded with TESLA running in the GigaZ mode [81] and at high energy [78]. While significantly larger regions in the m_A - $\tan\beta$ -plane are accessible

than at LEP, there are regions remaining for which a luminosity of 1000 fb^{-1} is not sufficient to guarantee discovery.

In Fig. 2.4.1 the regions for A^0 which cannot be accessed at $\sqrt{s} = 500 \text{ GeV}$ and 800 GeV with 1000 fb^{-1} , respectively, are shown. A minimum production of 20 events in either the $b\bar{b}A^0$ or the $t\bar{t}A^0$ process is assumed as an optimistic observability criterion [80]. In the problematic regions $\gamma\gamma \rightarrow A^0$ production is also unlikely to produce a detectable signal for the expected luminosities.

The A^0A^0Z and $W^+W^- \rightarrow A^0A^0$ processes [82] are sensitive up to $M_A < 155 \text{ GeV}$ ($< 250 \text{ GeV}$) at $\sqrt{s} = 500 \text{ GeV}$ (800 GeV) for $1 < \tan\beta < 50$ with $L = 1 \text{ ab}^{-1}$, assuming that 20 events will be adequate for observation. The other Higgs boson masses are assumed to be larger than $\sqrt{s}/2$ such that they can not be pair produced.

Surprisingly, in these scenarios, the parameters for the other (heavy) Higgs bosons can be chosen so that the fit to the present precision electroweak observables is nearly as good as that obtained with a light SM Higgs boson, despite the fact that the \mathcal{CP} -even Higgs boson with substantial WW, ZZ couplings is heavier than \sqrt{s} [78]. This is illustrated in Fig. 2.4.1 for the case of A^0 being the lightest Higgs boson. The $\Delta\chi^2$ values between the best 2HDM and SM precision electroweak fits are seen to obey $\Delta\chi^2 < 2$ in the $\sqrt{s} = 500 \text{ GeV}$ and $\sqrt{s} = 800 \text{ GeV}$ $L = 1 \text{ ab}^{-1}$ ‘no-discovery’ wedges when $\tan\beta > 0.7$. With increased precision of the electroweak data from a GigaZ run, the sensitivity to this scenario increases significantly (see Section 5.1).

A third generation linear collider with sufficient centre-of-mass energy could then completely reveal the Higgs states by observing not only ZH^0 and/or $W^+W^- \rightarrow H^0$ production but also h^0A^0 production (regardless of which is light) and possibly H^+H^- production.

2.4.2 Higgs boson detection in the Stealth Model

A possible extension of the SM consists of the introduction of singlet Higgs particles. Since these particles do not couple directly to ordinary matter, their existence is unconstrained by the precision electroweak data. Owing to these characteristics, such particles are a suitable candidate for dark matter and may also play an important role in the phenomenology of technicolor models or theories with higher dimensions. Since the SM Higgs boson has direct interactions of strength ω with these singlet Higgs particles, it can decay into a pairs of Higgs singlets generating experimentally invisible decay modes. Further, the invisible decay width of the Higgs boson may be sizeable, generating a wide Higgs state that would not be detected as a narrow peak in the recoil mass spectrum discussed earlier and would also escape detection at the LHC. Still the signal is observable at TESLA as an excess of events over the precisely known SM backgrounds. Such a scenario is known as the stealth Higgs model [83]. Fig. 2.4.2 shows the range of Higgs boson mass values detectable at TESLA for different values of the Higgs coupling ω to light invisible matter particles.

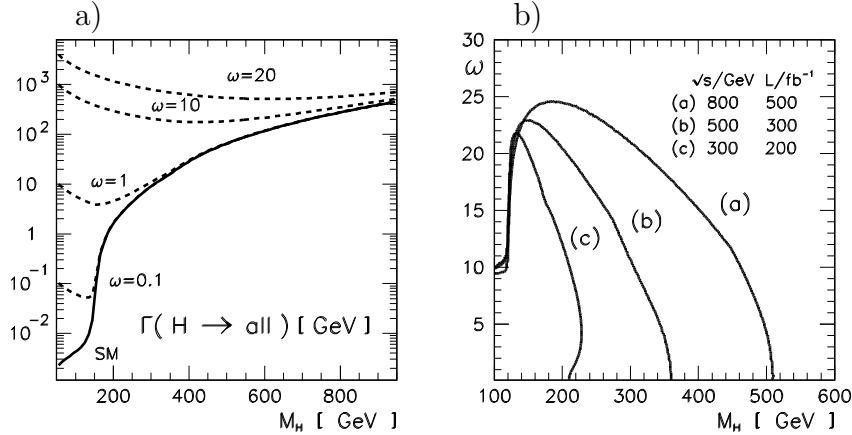


Figure 2.4.2: The Higgs boson width for several values of the coupling strength ω compared to (a) the SM width and (b) the exclusion limits achievable at TESLA in the $M_H - \omega$ plane.

2.5 The Complementarity with the LHC

In proton–proton collisions at $\sqrt{s} = 14 \text{ TeV}$ at the LHC, Higgs bosons are mainly produced through the loop induced gluon-gluon fusion mechanism; the contributions from the associated WH , ZH , $t\bar{t}H$ and WW/ZZ fusion production processes are also relevant. The ATLAS [84] and CMS [85] experiments have shown, that they are sensitive to the SM Higgs boson over the whole mass range of $100 - 1000 \text{ GeV}$. In the range $100 \text{ GeV} < M_H < 130 \text{ GeV}$ Higgs bosons will be searched for in the $H^0 \rightarrow b\bar{b}$ and $H^0 \rightarrow \gamma\gamma$ decay modes, while for larger masses the $H^0 \rightarrow ZZ^{0(*)}$ and $H^0 \rightarrow WW^{(*)}$ will take over. After combining different channels and results from two experiments in the whole mass range a 5σ significance can be reached already with an integrated luminosity of 10 fb^{-1} per experiment. The expected number of Higgs bosons varies from 50 events for $t\bar{t}H^0$, $H^0 \rightarrow b\bar{b}$ and 30 fb^{-1} to about 1000 events for $H^0 \rightarrow \gamma\gamma$ and 100 fb^{-1} , expected in each experiment.

There is a variety of channels in which the MSSM Higgs boson can be discovered. The lightest Higgs boson can be discovered in the same decay modes as the SM Higgs boson of the same mass. It might be also observed in the cascade decays of SUSY particles, namely $\chi_2^0 \rightarrow h^0(\rightarrow b\bar{b})\chi_1^0$. At least one Higgs boson can be discovered for the whole parameter range. In a fraction of the parameter space, more than one Higgs boson is accessible. However, there is a region (see Fig. 2.5.1), in which the extended nature of the supersymmetric Higgs sector might not be observable, unless cascade decays of supersymmetric particles into the Higgs bosons are accessible, since only the lightest Higgs boson can be seen in SM-like production processes.

Beyond its discovery, a limited number of measurements of Higgs boson properties can be carried out at the LHC. Combining results from both experiments with an integrated luminosity of 100 fb^{-1} , the Higgs boson mass can be measured with an accuracy of few permil over the whole mass range and the total decay width with an accuracy of about 10% only for large masses, $M_H > 300 \text{ GeV}$. Further perspectives for

an indirect measurement of the total Higgs boson width at lower M_H have been recently proposed [86, 87], and their experimental feasibility is presently under investigation by both LHC collaborations. Beyond that, the ratio of couplings g_{HWW}/g_{HZZ} can be measured for $M_H \gtrsim 160$ GeV and g_{Htt}/g_{HWW} for $M_H \lesssim 120$ GeV (see Table 2.5.1 and Fig. 2.5.2).

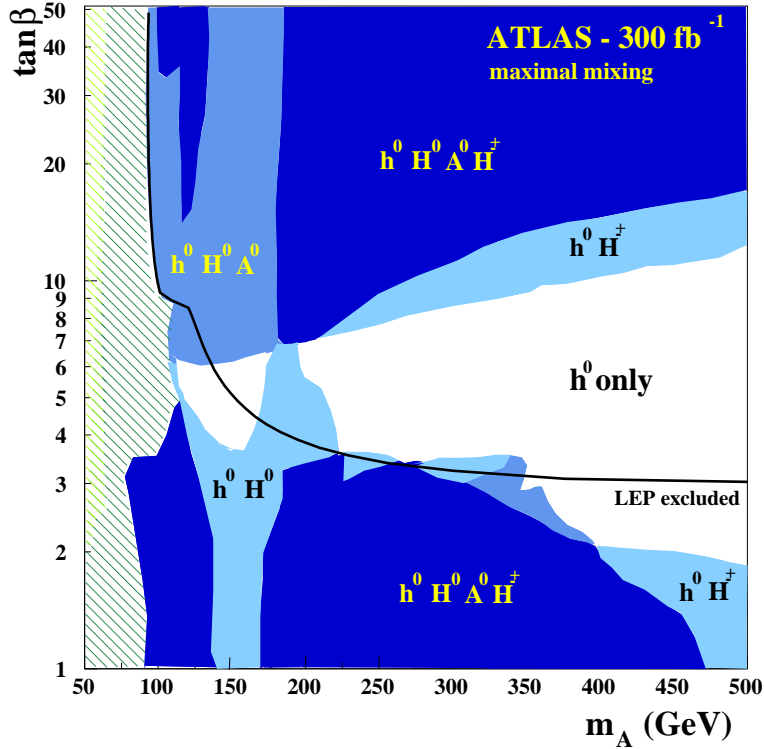


Figure 2.5.1: Higgs bosons which are observable in the ATLAS experiment with 300fb^{-1} in the maximal mixing scenario of the MSSM in the plane of $\tan\beta$ vs. M_A . In the white region only the lightest h^0 boson is observable at the LHC if only SM-like decays are accessible. With TESLA, the h^0 boson can be distinguished from the SM Higgs boson through the accurate determination of its couplings and thus reveal its supersymmetric nature.

It is very clear that the precise and absolute measurement of all relevant Higgs boson couplings can only be performed at TESLA. Furthermore, the unambiguous determination of the quantum numbers of the Higgs boson and the high sensitivity to \mathcal{CP} -violation represent a crucial test. The measurement of the Higgs self coupling gives access to the shape of the Higgs potential. These measurements together will allow to establish the Higgs mechanism as the mechanism of electroweak symmetry breaking.

At TESLA, extended Higgs sectors as present in supersymmetric theories can be distinguished from the SM Higgs sector with little assumptions about their precise

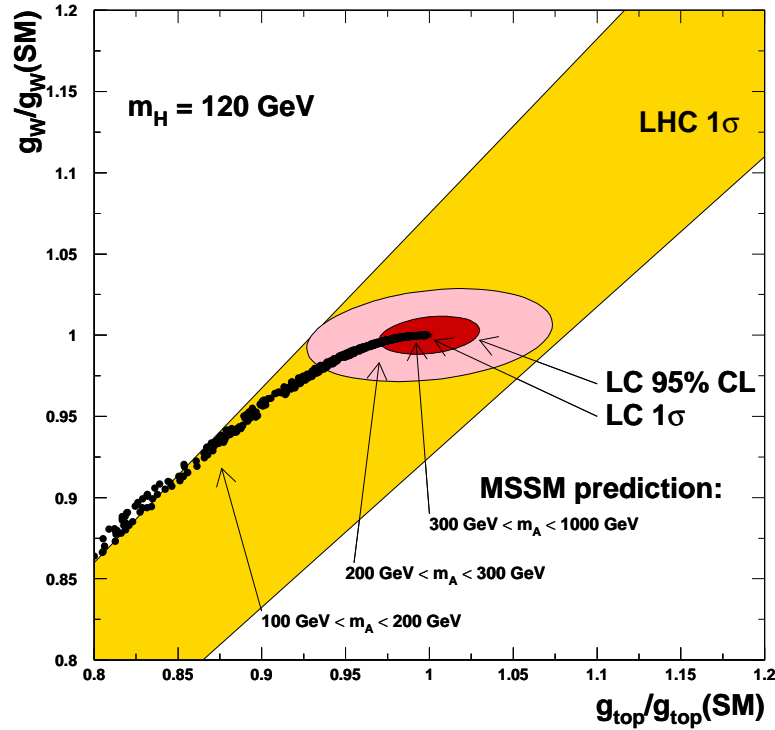


Figure 2.5.2: A comparison of the accuracy in the determination of the g_{ttH} and g_{WWH} Higgs couplings at the LHC and at TESLA compared to the predictions from MSSM for different values of the M_A mass.

structure. As an example, in the MSSM the h^0 boson can be distinguished from SM Higgs boson over the whole parameter region shown in Fig. 2.5.1. Heavy Higgs bosons can be studied if kinematically accessible with high precision.

Almost any conceivable extended Higgs boson scenario can be seen at TESLA. In particular any Higgs boson, which couples to the Z boson can be observed in ZH^0 production through the recoil mass method, independent of its decay. Therefore, TESLA is able to close possible loopholes, if they exist in the LHC discovery potential (e.g. the accessibility of invisibly decaying Higgs bosons was not confirmed so far by the LHC collaborations).

In summary, TESLA has the unique opportunity to study Higgs bosons with high precision in all essential aspects. These measurements will provide the information necessary to reveal the mechanism of electroweak symmetry breaking and mass generation.

	M_H (GeV)	$\delta(X)/X$ LHC $2 \times 300 \text{ fb}^{-1}$	$\delta(X)/X$ LC 500 fb^{-1}
M_H	120	9×10^{-4}	3×10^{-4}
M_H	160	10×10^{-4}	4×10^{-4}
Γ_{tot}	120-140	-	0.04 - 0.06
$g_{Hu\bar{u}}$	120-140	-	0.02 - 0.04
$g_{Hd\bar{d}}$	120-140	-	0.01 - 0.02
g_{HWW}	120-140	-	0.01 - 0.03
$\frac{g_{Hu\bar{u}}}{g_{Hd\bar{d}}}$	120-140	-	0.023-0.052
$\frac{g_{Hb\bar{b}}}{g_{HWW}}$	120-140	-	0.012-0.022
$\frac{g_{Ht\bar{t}}}{g_{HWW}}$	120	0.070	0.023
$\frac{g_{HZZ}}{g_{HWW}}$	160	0.050	0.022
\mathcal{CP} test	120	-	0.03
λ_{HHH}	120	-	0.22

Table 2.5.1: Comparison of the expected accuracy in the determination of the SM-like Higgs profile at the LHC and at TESLA. The mass, width, couplings to up-type and down-type quarks and to gauge bosons, several of the ratios of couplings, the triple Higgs coupling and the sensitivity to a \mathcal{CP} -odd component are considered.

Bibliography

- [1] P.W. Higgs. *Phys. Lett.* 12:132, 1964;
P.W. Higgs. *Phys. Rev. Lett.* 13:508, 1964;
P.W. Higgs. *Phys. Rev.* 145:1156, 1966;
F. Englert, R. Brout. *Phys. Rev. Lett.* 13:321, 1964;
G.S. Guralnik, C.R. Hagen, T.W. Kibble. *Phys. Rev. Lett.* 13:585, 1964.
- [2] For a review of the SM and MSSM Higgs sectors, see: J. Gunion, H.E. Haber, G. Kane, S. Dawson. *The Higgs Hunter's Guide*. Addison Wesley, ISBN 0-7382-0305-X.
- [3] S.L. Glashow. *Nucl. Phys.* 20:579, 1961;
A. Salam, in *Elementary Particle Theory*, ed. N. Svartholm, 1968;
S. Weinberg. *Phys. Rev. Lett.* 19:1264, 1967;
G. 't Hooft, M. Veltman. *Nucl. Phys.* B44:189, 1972.
- [4] For a review on Supersymmetry, see J. Wess and J. Bagger. *Supersymmetry and Supergravity*. Princeton Series in Physics.

-
- [5] For reviews on the MSSM, see: P. Fayet and S. Ferrara. *Phys. Rept.* 32:249, 1977;
H.P. Nilles. *Phys. Rept.* 110:1, 1984;
R. Barbieri. *Riv. Nuovo Cim.* 11:1, 1988;
H.E. Haber, G. Kane. *Phys. Rept.* 117:75, 1985.
- [6] Some work described here has been worked out in a series of workshops and reported in: e^+e^- Collisions at 500 GeV: The Physics Potential. Munich–Annecy–Hamburg 1991/93, DESY 92-123A+B, 93-123C; e^+e^- Collisions at TeV Energies: The Physics Potential, Annecy–Gran Sasso–Hamburg 1995, DESY 96-123D;
E. Accomando et al. *Phys. Rept.* 299:1, 1998.
- [7] T. Hambye, K. Riesselmann. *Phys. Rev.* D55:7255, 1997.
- [8] The LEP Collaborations. A Combination of Preliminary Electroweak Measurements and Constraints on the Standard Model. CERN-EP Note in preparation.
- [9] B.W. Lee, C. Quigg, H.B. Thacker. *Phys. Rev.* 16:1519, 1977.
- [10] N. Cabibbo, L. Maiani, G. Parisi, R. Petronzio. *Nucl. Phys.* B158:295, 1979;
M. Sher. *Phys. Rept.* 179:273, 1989;
M. Lindner. *Z. Phys.* C31:295, 1986;
G. Altarelli, G. Isidori. *Phys. Lett.* B337:141, 1994;
J. Casas, J. Espinosa, M. Quiros. *Phys. Lett.* B342:171, 1995.
- [11] A. Hasenfratz, K. Jansen, C.B. Lang, T. Neuhaus, H. Yoneyama. *Phys. Lett.* B199:531, 1987;
M. Lüscher, P. Weisz. *Phys. Lett.* B212:472, 1988;
M. Göckeler, H.A. Kastrup, T. Neuhaus, F. Zimmermann. *Nucl. Phys.* B404:517, 1993.
- [12] G. Altarelli, G. Isidori. *Phys. Lett.* B337:141, 1994;
J. Casas, J. Espinosa, M. Quiros. *Phys. Lett.* B342:171, 1995.
- [13] Z.G. Zhao (BES Coll.). New R Values in 2-5 GeV from the BESII at BEPC. To appear in the proceedings of the 30th Int. Conf. on High Energy Physics, 7 Jul - 2 Aug 2000, Osaka, Japan and hep-ex/0012038.
- [14] M. Davier, A. Höcker. *Phys. Lett.* B419:419, 1998.
- [15] V. A. Novikov, L. B. Okun, A. N. Rozanov and M. I. Vysotsky, *Rept. Prog. Phys.* 62:1275, 1999.
- [16] R. Barbieri, A. Strumia. *Phys. Lett.* B462:144, 1999.
- [17] P. Igo-Kemenes for the LEP working groups on Higgs boson searches, Talk at the LEPC open session, November 3;
ALEPH Collaboration (R. Barate et al.). *Phys. Lett.* B495:1, 2000;
L3 Collaboration (M. Acciarri et al.). *Phys. Lett.* B495:18, 2000.
- [18] J. Ellis, M.K. Gaillard, D.V. Nanopoulos. *Nucl. Phys.* B106:292, 1976;
B.L. Ioffe, V.A. Khoze. *Sov. J. Nucl. Phys.* 9:50, 1978;
B.W. Lee, C. Quigg, H.B. Thacker. *Phys. Rev.* 16:1519, 1977.
- [19] D.R.T. Jones, S. Petcov. *Phys. Lett.* B84:440, 1979;
R. Cahn, S. Dawson. *Phys. Lett.* B136:196, 1984;
G. Kane, W. Repko, W. Rolnick. *Phys. Lett.* B148:367, 1984;

- G. Altarelli, B. Mele, F. Pitolli. *Nucl. Phys.* B287:205, 1987;
W. Kilian, M. Krämer, P.M. Zerwas. *Phys. Lett.* B373:135, 1996.
- [20] J.F. Gunion, H.E. Haber. *Phys. Rev.* D48:5109, 1993;
D.L. Borden, D.A. Bauer, D.O. Caldwell. *Phys. Rev.* D48:4018, 1993;
M. Baillargeon, G. Bélanger, F. Boudjema. *Phys. Rev.* D51:4712, 1995;
I.F. Ginzburg, I.P. Ivanov. *Phys. Lett.* B408:325, 1997;
A. Djouadi, V. Driesen, W. Hollik, J.I. Illana. *Eur. Phys. J.* C1:149, 1998.
- [21] V.S. Fadin, V.A. Khoze, A.D. Martin. *Phys. Rev.* D56:484, 1997;
M. Melles, W.J. Stirling. *Nucl. Phys.* B564:325, 1999;
M. Melles, W.J. Stirling. *Eur. Phys. J.* C9:101, 1999.
- [22] G. Jikia, S. Söldner-Rembold. *Nucl. Phys.* (Proc. Suppl.) 82:373, 2000;
G. Jikia, S. Söldner-Rembold. LC-PHSM-2001-060.
- [23] A. Djouadi, M. Spira, P.M. Zerwas. *Z. Phys.* C70:427, 1996;
A. Djouadi, J. Kalinowski, M. Spira. *Comp. Phys. Comm.* 108:56, 1998.
- [24] J. Wess, B. Zumino. *Nucl. Phys.* B70:39, 1974.
- [25] J.F. Gunion, H. Haber. *Nucl. Phys.* B272:1, 1986, Erratum-ibid. B402:567, 1993;
J.F. Gunion, H. Haber. *Nucl. Phys.* B279:449, 1986.
- [26] Y. Okada, M. Yamaguchi, T. Yanagida. *Prog. Theor. Phys.* 85:1, 1991;
H.E. Haber, R. Hempfling. *Phys. Rev. Lett.* 66:1815, 1991;
J. Ellis, G. Ridolfi, F. Zwirner. *Phys. Lett.* B257:83, 1991;
R. Barbieri, F. Caravaglios, M. Frigeni. *Phys. Lett.* B258:167, 1991.
- [27] M. Carena, J.R. Espinosa, M. Quiros, C.E.M. Wagner. *Phys. Lett.* B355:209, 1995;
H.E. Haber, R. Hempfling, A. Hoang. *Z. Phys.* C75:539, 1997;
M. Carena, H.E. Haber, S. Heinemeyer, W. Hollik, C.E.M. Wagner, G. Weiglein.
Nucl. Phys. B580:29, 2000.
- [28] S. Heinemeyer, W. Hollik, G. Weiglein. *Phys. Rev.* D58:091701, 1998;
S. Heinemeyer, W. Hollik, G. Weiglein. *Phys. Lett.* B440:296, 1998.
- [29] S. Heinemeyer, W. Hollik, G. Weiglein. *Comp. Phys. Comm.* 124:76, 2000.
- [30] H.E. Haber. Challenges for Nonminimal Higgs Searches at Future Colliders. 4th International Conference On Physics Beyond The Standard Model 13-18 Dec 1994, Lake Tahoe, California. CERN-TH-95-109, SCIPP-95-15.
- [31] J.F. Gunion, L. Roszkowski, A. Turski, H.E. Haber, G. Gamberini, B. Kayser, S.F. Novaes. *Phys. Rev.* D38:3444, 1988;
A. Djouadi, J. Kalinowski, P.M. Zerwas. *Z. Phys.* C57:569, 1993;
A. Djouadi, J. Kalinowski, P. Ohmann, P.M. Zerwas. *Z. Phys.* C74:93, 1997;
S. Heinemeyer, W. Hollik, J. Rosiek and G. Weiglein. LC-TH-2001-037;
<http://www.desy.de/~lcnotes/>.
- [32] J.I. Illana. LC-TH-2000-002; <http://www.desy.de/~lcnotes/>;
M. Mühlleitner, M. Kramer, M. Spira, P.M. Zerwas. Production of MSSM Higgs Bosons in Photon-Photon Collisions. DESY-00-192 and hep-ph/0101083.
- [33] For an overview of Higgs boson decays in the MSSM, see for instance: A. Djouadi,

-
- J. Kalinowski, P.M. Zerwas. *Z. Phys.* C70:435, 1996.
- [34] H. Baer, D. Dicus, M. Drees, X. Tata. *Phys. Rev.* D36:1363, 1987;
K. Griest, H.E. Haber. *Phys. Rev.* D37:719, 1988;
J.F. Gunion, H.E. Haber. *Nucl. Phys.* B307:445, 1988, Erratum-ibid. B402:569, 1993;
A. Djouadi, P. Janot, J. Kalinowski, P.M. Zerwas. *Phys. Lett.* B376:220, 1996;
A. Djouadi, J. Kalinowski, P. Ohmann, P.M. Zerwas. *Z. Phys.* C74:93, 1997;
A. Bartl, H. Eberl, K. Hidaka, T. Kon, W. Majerotto, Y. Yamada.
Phys. Lett. B389:538, 1996.
- [35] A. Djouadi. *Mod. Phys. Lett.* A14:359, 1999.
- [36] P. Fayet. *Nucl. Phys.* B90:104, 1975;
H.-P. Nilles, M. Srednicki, D. Wyler. *Phys. Lett.* B120:346, 1983;
J.-P. Derendinger, C.A. Savoy. *Nucl. Phys.* B237:307, 1984;
J.F. Gunion, H.E. Haber. *Nucl. Phys.* B272:1, 1986, Erratum-ibid. B402:567, 1993 part 1
part 2
J. Ellis, J.F. Gunion, H.E. Haber, L. Roszkowski, F. Zwirner. *Phys. Rev.* D39:844,
1989.
- [37] U. Ellwanger, M. Rausch de Traubenberg, C.A. Savoy. *Z. Phys.* C67:665, 1995;
S.F. King, P.L. White. *Phys. Rev.* D52:4183, 1995;
H. Asatrian, K. Eggin. *Mod. Phys. Lett.* A10:2943, 1995.
- [38] J.R. Espinosa, M. Quiros. *Phys. Lett.* B279:92, 1992;
G.L. Kane, C. Kolda, J.D. Wells. *Phys. Rev. Lett.* 70:2686, 1993;
J. Kamoshita, Y. Okada, M. Tanaka. *Phys. Lett.* B328:67, 1994.
- [39] J.R. Espinosa, M. Quiros. *Phys. Rev. Lett.* 81:516, 1998.
- [40] J. R. Espinosa, J. F. Gunion. *Phys. Rev. Lett.* 82:1084, 1999.
- [41] P. Garcia-Abia and W. Lohmann. *EPJdirect* C2:1, 2000, LC-PHSM-2000-063;
<http://www.desy.de/~lcnotes/>.
- [42] P.Garcia-Abia, W. Lohmann, A. Raspereza. LC-PHSM-2000-062;
<http://www.desy.de/~lcnotes/>.
- [43] J.-C. Brient. LC-PHSM-2000-049; electronic document
<http://www.desy.de/~lcnotes/>.
- [44] M. Battaglia, D. Schulte. LC-PHSM-2000-052; <http://www.desy.de/~lcnotes/>.
- [45] K. Desch, N. Meyer, LC-PHSM-2001-025; electronic document
<http://www.desy.de/~lcnotes/>.
- [46] G. Moortgat-Pick, H. Steiner. LC-TH-2000-055; <http://www.desy.de/~lcnotes/>.
- [47] G. Borisov, F. Richard. Precise Measurement of Higgs Decay Rate into WW* at future
e⁺e⁻ Linear Colliders and theoretical Consequences. LAL 99-26, hep-ph/9905413.
- [48] E. Boos, V. Ilyin, A. Pukhov, M. Sachwitz, H.J. Schreiber. *EPJdirect* C5:1, 2000;
E. Boos, V. Ilyin, A. Pukhov, M. Sachwitz, H.J. Schreiber. LC-PHSM-2000-035;
<http://www.desy.de/~lcnotes/>.
- [49] M. Melles, W.J. Stirling, V.A. Khoze. *Phys. Rev.* D61:54015, 2000.

-
- [50] E. Boos, J.C. Brient, D.W. Reid, H.J. Schreiber, R. Shanidze. DESY-00-162, LC-PHSM-2000-053; <http://www.desy.de/~lcnotes/>.
- [51] M.D. Hildreth, T.L. Barklow, D.L. Burke. *Phys. Rev.* D49:3441, 1994.
- [52] M. Battaglia, in Proc. of the Worldwide Study on Physics and Experiments with Future e^+e^- Linear Colliders, E. Fernandez and A. Pacheco (editors), UAB, Barcelona 2000, vol. I, 163 and M. Battaglia, to appear in *Eur. Phys. J.*.
- [53] A. Djouadi, J. Kalinowski, P.M. Zerwas. *Mod. Phys. Lett.* A7:1765, 1992;
A. Djouadi, J. Kalinowski, P.M. Zerwas. *Z. Phys.* C54:255, 1992.
- [54] S. Dittmaier, M. Kramer, Y. Liao, M. Spira, P.M. Zerwas. *Phys. Lett.* B441:383, 1998;
S. Dittmaier, M. Kramer, Y. Liao, M. Spira, P.M. Zerwas. *Phys. Lett.* B478:247, 2000;
S. Dawson, L. Reina. *Phys. Rev.* D57:5851, 1998;
S. Dawson, L. Reina. *Phys. Rev.* D59:054012, 1999.
- [55] A. Juste, G. Merino. Top-Higgs Yukawa Coupling Measurement at a Linear e^+e^- Collider. hep-ph/9910301;
H. Baer, S. Dawson, L. Reina. *Phys. Rev.* D61:013002, 2000.
- [56] J. Alcaraz, E.R. Morales. Measuring the Top Yukawa Coupling to a heavy Higgs Boson at future e^+e^- Linear Colliders. To appear in the Proc. of the 5th Int. Workshop on Linear Colliders - LCWS2000, Fermilab, October 2000. hep-ph/0012109.
- [57] K. Desch, M. Battaglia, to appear in the Proc. of the 5th Int. Workshop on Linear Colliders - LCWS2000, Fermilab, October 2000, LC-PHSM-2001-053;
<http://www.desy.de/~lcnotes/>.
- [58] V. Barger, K. Cheung, A. Djouadi, B.A. Kniehl, P.M. Zerwas. *Phys. Rev.* D49:79, 1994;
K. Hagiwara, M.L. Stong. *Z. Phys.* C62:99, 1994.
- [59] D.J. Miller, S.Y. Choi, B. Eberle, M.M. Muhlleitner, P.M. Zerwas. LC-TH-2001-033;
<http://www.desy.de/~lcnotes/>.
- [60] M.T. Dova, P. Garcia-Abia, W. Lohmann. LC-PHSM-2001-054;
<http://www.desy.de/~lcnotes/>.
- [61] A. Djouadi, B.A. Kniehl. Correlations in Higgs Production and Decay as a Probe of CP Violation in the Scalar Sector. DESY 93-123C, p. 51.
- [62] D. Atwood, A. Soni. *Phys. Rev.* D45:2405, 1992;
M. Davier, L. Duflot, F. Le Diberder, A. Rouge. *Phys. Lett.* B306:411, 1993;
M. Diehl, O. Nachtmann. *Z. Phys.* C62:397, 1994.
- [63] M. Schumacher. LC-PHSM-2001-003; <http://www.desy.de/~lcnotes/>.
- [64] K. Hagiwara, S. Ishihara, J. Kamoshita, B.A. Kniehl. *Eur. Phys. J.* C14:457, 2000.
- [65] J.F. Gunion, B. Grzadkowski, X.-G. He. *Phys. Rev. Lett.* 77:5172, 1996.
- [66] G. Gounaris, D. Schildknecht, F.M. Renard. *Phys. Lett.* B83:191, 1979.
- [67] A. Djouadi, W. Kilian, M. Muhlleitner, P.M. Zerwas. *Eur. Phys. J.* C10:27, 1999.
- [68] D.J. Miller, S. Moretti. *Eur. Phys. J.* C13:459, 2000.

-
- [69] C. Castanier, P. Gay, P. Lutz, J. Orloff. LC-PHSM-2000-061;
<http://www.desy.de/~lcnotes/>.
- [70] J. Guasch, W. Hollik, A. Kraft. LC-TH-1999-006 and hep-ph/9911452;
<http://www.desy.de/~lcnotes/>.
- [71] A. Kiiskinen, M. Battaglia, P. Pöyhönen. Study of $e^+e^- \rightarrow H^+H^-$ at a 800 GeV Linear Collider. To appear in the Proc. of the 5th Int. Workshop on Linear Colliders - LCWS2000, Fermilab, October 2000, LC-PHSM-2001-041;
<http://www.desy.de/~lcnotes/>.
- [72] A. Andreazza, C. Troncon. Study of HA Production in e^+e^- Collisions at $\sqrt{s}=800$ GeV. DESY-123-E, p. 417.
- [73] J. Kamoshita, Y. Okada, M. Tanaka, in Proc. of the Workshop on Physics and Experiments with Linear Colliders, A. Miyamoto et al. (editors), World Scientific 1996.
- [74] L.J. Hall, R. Rattazzi, U. Sarid. *Phys. Rev.* D50:7084, 1994;
M. Carena, S. Mrenna, C.E.M. Wagner. *Phys. Rev.* D60:075010, 1999;
M. Carena, S. Mrenna, C.E.M. Wagner. *Phys. Rev.* D62:055008, 2000;
H. Eberl, K. Hidaka, S. Kraml, W. Majerotto, Y. Yamada. *Phys. Rev.* D62:055006, 2000;
M. Carena, D. Garcia, U. Nierste, C.E.M. Wagner. *Nucl. Phys.* B577:88, 2000.
- [75] M. Berggren, R. Keranen, A. Sopczak. *EPJdirect* C8:1, 2000.
- [76] S. Kanemura, T. Kasai, Y. Okada. *Phys. Lett.* B471:182, 1999.
- [77] J.F. Gunion, L. Poggioli, R. Van Kooten, C. Kao, P. Rowson. Higgs Boson Discovery and Properties. hep-ph/9703330 ;
M. Krawczyk, to appear in the Proc. of the Int. Workshop on Linear Colliders, Fermilab, October 2000;
I. F. Ginzburg, M. Krawczyk and P. Osland. Distinguishing Higgs Models at Photon Colliders. hep-ph/9909455.
- [78] P. Chankowski, T. Farris, B. Grzadkowski, J.F. Gunion, J. Kalinowski, M. Krawczyk. *Phys. Lett.* B496:195, 2000;
P.H. Chankowski, M. Krawczyk, J. Zochowski. *Eur. Phys. J.* C11:661, 1999.
- [79] For the one-loop couplings see J. F. Gunion, H.E. Haber, C. Kao. *Phys. Rev.* D46:297, 1992.
- [80] J.F. Gunion, B. Grzadkowski, H.E. Haber, J. Kalinowski. *Phys. Rev. Lett.* 79:982, 1997;
B. Grzadkowski, J. F. Gunion, J. Kalinowski. *Phys. Rev. Lett.* 60:075011, 1999;
B. Grzadkowski, J. F. Gunion, J. Kalinowski. *Phys. Lett.* B480:287, 2000.
- [81] M. Krawczyk, J. Zochowski, P. Mattig. hep-ph/0009201M. Krawczyk, J. Zochowski, P. Mattig. *Eur. Phys. J.* C8:495, 1999.
- [82] J. F. Gunion, L. Roszkowski, A. Turski. *Phys. Rev.* D38:3444, 1988;
H.E. Haber, Y. Nir. *Phys. Lett.* B306:327, 1993;
A. Djouadi, H.E. Haber, P.M. Zerwas. *Phys. Lett.* B375:203, 1996.
- [83] T. Binoth, J.J. van der Bij. *Z. Phys.* C75:17, 1997;

- T. Binoth, J.J. van der Bij. Proc. of the Worldwide Study on Physics and Experiments with Future e^+e^- Linear Colliders. E. Fernandez and A. Pacheco (editors), UAB, Barcelona 2000, Vol. I, 591 and hep-ph/9908256.
- [84] ATLAS Collaboration. ATLAS Detector and Physics Performance Technical Design Report. CERN-LHCC 99-14.
- [85] CMS Collaboration. CMS Technical Proposal. CERN-LHCC 94-38.
- [86] D. Zeppenfeld, R. Kinnunen, A. Nikitenko, E. Richter-Was. *Phys. Rev.* D62:13009, 2000.
- [87] V. Drollinger, A. Sopczak. LC-PHSM-2000-037; <http://www.desy.de/~lcnotes/>.

3 Supersymmetry

Despite the enormous success of the Standard Model (SM) this cannot be the ultimate wisdom to understand nature for many reasons. The introduction of Supersymmetry (SUSY) is considered the most attractive extension of the Standard Model [1]. Firstly, there are important theoretical motivations. It is the only non-trivial extension of the Poincaré group in quantum field theory. SUSY as a *local* symmetry becomes a supergravity (SUGRA) theory, incorporating gravity. SUSY appears in superstring theories, which may lead to the final theory of all fundamental interactions. From a phenomenological point of view, the most important feature of SUSY is that it can explain the hierarchy between the electroweak scale of ~ 100 GeV, responsible for the W and Z masses, and the unification scale $M_{\text{GUT}} \simeq 10^{16}$ GeV or the Planck scale $M_{\text{Pl}} \simeq 10^{19}$ GeV. It also stabilises the Higgs mass with respect to radiative corrections, if $m_{\text{SUSY}} \leq \mathcal{O}(1)$ TeV. Moreover, the Minimal Supersymmetric Standard Model (MSSM) allows the unification of the gauge couplings of electroweak and strong interactions and yields precisely the measured value of $\sin^2 \theta_W$. Furthermore, in the MSSM electroweak symmetry breaking is a natural result of renormalisation group evolution. Another attractive feature of SUSY is that the lightest supersymmetric particle is a good cold dark matter candidate. Furthermore, a supersymmetric theory naturally contains extra sources of CP violation to ensure baryogenesis assuming an initially matter-antimatter symmetric universe.

Most motivations for supersymmetry lead us to expect that SUSY particles will be found at the next increase in energy, at TEVATRON and/or LHC. If gluinos and squarks have masses below 2.5 TeV, they will be seen at LHC. In most scenarios some SUSY particles, especially the partners of W and Z , the charginos and neutralinos, are expected to be lighter and should lie in the energy region of TESLA. Examples of mass spectra for three SUSY breaking mechanisms are shown in Fig. 3.0.1.

The discovery potential of TESLA for SUSY particles has been extensively studied in the literature and in previous workshops [2]. Two important new issues have been addressed at the 2nd Joint ECFA/DESY Study [3]: The availability of high luminosity, $\mathcal{L} \simeq 500 \text{ fb}^{-1}$ per year, and of polarised electron *and* positron beams. The high luminosity makes precision experiments possible. We will therefore discuss in detail accurate measurements of the masses of SUSY particles and the determination of the couplings and mixing properties of sleptons, charginos, neutralinos and scalar top quarks. A precise knowledge of the sparticle spectrum and the SUSY parameters is necessary to reveal the underlying supersymmetric theory.

If kinematically accessible the complete sparticle spectrum can be studied in detail with the high luminosity available at TESLA. It is vital to have highly polarised electrons and it is very desirable to have polarised positrons as well. It is assumed that

GUT scale, can be tested.

R -parity conservation is an additional assumption in most SUSY models. However, there is no fundamental reason for this, and a section is devoted to the phenomenology of R -parity violation.

Finally, a comparison is made between TESLA and LHC concerning the determination of the SUSY particle spectrum and the SUSY parameters.

3.1 The Minimal Supersymmetric Standard Model

The Minimal Supersymmetric Standard Model (MSSM) is the minimal extension of the Standard Model (SM) to incorporate supersymmetry [1]. In addition to the particles of the SM, the MSSM contains their supersymmetric partners: sleptons $\tilde{\ell}^\pm$, $\tilde{\nu}_\ell$ ($\ell = e, \mu, \tau$), squarks \tilde{q} and gauginos \tilde{g} , \tilde{W}^\pm , \tilde{Z} , $\tilde{\gamma}$. Two Higgs doublets are necessary: $H_1 = (H_1^0, H_1^-)$ and $H_2 = (H_2^+, H_2^0)$, together with their superpartners, the higgsinos ($\tilde{H}_{1,2}^0, \tilde{H}^\pm$). The two doublets lead to five physical Higgs bosons h^0 , A^0 ($CP = -1$), H^0 , H^\pm .

The non-strongly interacting gauginos mix with the higgsinos to form corresponding mass eigenstates: two pairs of charginos $\tilde{\chi}_i^\pm$ ($i = 1, 2$) and four neutralinos $\tilde{\chi}_i^0$ ($i = 1, \dots, 4$). The masses and couplings of the charginos and neutralinos are determined by the corresponding mass matrices, which depend on the parameters M_1 , M_2 , μ and $\tan\beta = v_2/v_1$. Usually, the GUT relation $M_1/M_2 = (5/3) \tan^2\theta_W$ is taken.

Corresponding to the two chirality states of the leptons and quarks one has the left and right scalar partners $\tilde{\ell}_R$, $\tilde{\ell}_L$, and \tilde{q}_R , \tilde{q}_L . In the third generation one expects mixing between the R and L states with mass eigenstates called \tilde{t}_1 , \tilde{t}_2 , \tilde{b}_1 , \tilde{b}_2 and $\tilde{\tau}_1$, $\tilde{\tau}_2$.

In the MSSM the multiplicative quantum number R -parity is conserved, $R_p = +1$ for SM particles and $R_p = -1$ for the supersymmetric partners. This implies that there is a lightest supersymmetric particle (LSP), which is stable and into which all SUSY particles eventually decay. Usually, the neutralino $\tilde{\chi}_1^0$ is assumed to be the LSP.

In the most general case, the MSSM contains 105 parameters in addition to the SM parameters. This number can be considerably reduced by invoking specific models, which allow a systematic study of the whole parameter space. In the so-called *minimal supergravity* (mSUGRA) model, due to universal unification conditions at $M_{\text{GUT}} \simeq 10^{16}$ GeV, one has only five parameters m_0 , $m_{1/2}$, A_0 , $\tan\beta$ and $\text{sign}\mu$, where m_0 and $m_{1/2}$ are the common scalar mass and gaugino mass at M_{GUT} and A_0 is the universal trilinear coupling parameter.

In the following studies two mSUGRA scenarios, labeled RR1 and RR2, are used to calculate masses, cross sections, branching ratios and other physical quantities [3]. The model parameters for RR1 are: $m_0 = 100$ GeV, $m_{1/2} = 200$ GeV, $A_0 = 0$ GeV, $\tan\beta = 3$, $\text{sign}\mu > 0$; the corresponding mass spectrum is shown in Fig. 3.0.1. The parameters for RR2 are: $m_0 = 160$ GeV, $m_{1/2} = 200$ GeV, $A_0 = 600$ GeV, $\tan\beta = 30$, $\text{sign}\mu > 0$. The low $\tan\beta$ scenario gives a Higgs mass of $m_h = 98$ GeV, which is ruled out by LEP searches. The h^0 mass does not affect the studies discussed here, it only enters in cascade decays of the higher $\tilde{\chi}$ states. Moreover, a Higgs mass of, for instance, 115 GeV can be achieved within mSUGRA by shifting the trilinear coupling

$A_0 \rightarrow -600 \text{ GeV}$ and $\tan\beta \rightarrow 4.5$, which has only little influence on the slepton, chargino and neutralino masses and properties.

3.2 Sleptons

Scalar leptons are the superpartners of the right-handed and left-handed leptons. They are produced in pairs

$$\begin{aligned} e^+e^- &\rightarrow \tilde{e}_R\tilde{e}_R, \tilde{e}_L\tilde{e}_L, \tilde{e}_R\tilde{e}_L, \tilde{\nu}_e\tilde{\nu}_e \\ e^+e^- &\rightarrow \tilde{\mu}_R\tilde{\mu}_R, \tilde{\mu}_L\tilde{\mu}_L, \tilde{\nu}_\mu\tilde{\nu}_\mu \\ e^+e^- &\rightarrow \tilde{\tau}_1\tilde{\tau}_1, \tilde{\tau}_2\tilde{\tau}_2, \tilde{\tau}_1\tilde{\tau}_2, \tilde{\nu}_\tau\tilde{\nu}_\tau \end{aligned} \quad (3.2.1)$$

via s -channel γ/Z exchange. In addition the t -channel contributes in selectron production via neutralinos and in electron-sneutrino production via charginos. The two-body kinematics of the decays $\tilde{\ell}^- \rightarrow \ell^- \tilde{\chi}_i^0$ and $\tilde{\nu}_\ell \rightarrow \ell^- \tilde{\chi}_i^+$ allows a clean identification and accurate measurements of the sparticle masses involved and other slepton properties like spin, branching ratios, couplings and mixing parameters. Polarisation is indispensable to determine the weak quantum numbers R, L of the sleptons. Detailed simulations of slepton production based on the TESLA detector design are reported by [5, 6], where it is assumed that beam polarisations of $\mathcal{P}_- = 0.8$ and $\mathcal{P}_+ = 0.6$ are available.

3.2.1 Mass determinations

The potential of an e^+e^- collider will be illustrated for the second generation of sleptons $\tilde{\mu}$ and $\tilde{\nu}_\mu$. The simplest case is the production and decay of right smuons $e_R^- e_L^+ \rightarrow \tilde{\mu}_R \tilde{\mu}_R \rightarrow \mu^- \tilde{\chi}_1^0 \mu^+ \tilde{\chi}_1^0$. The results of a simulation are shown in Fig. 3.2.1 a. The dominant background from $\tilde{\chi}_2^0 \tilde{\chi}_1^0$ production can be kept small. The energy spectrum of the decay muons is flat apart from beamstrahlung, initial state radiation and resolution effects at the high edge. The end points can be related to the masses $m_{\tilde{\mu}_R}$ and $m_{\tilde{\chi}_1^0}$ of the primary and secondary particles with an accuracy of about 3 per mil. If the neutralino mass can be fixed by other measurements one can exploit the momentum correlations of the two observed muons [7] and construct the minimum kinematically allowed smuon mass $m_{min}(\tilde{\mu}_R)$. From the ‘end point’ or maximum of this distribution, shown in Fig. 3.2.1 b, the accuracy on $m_{\tilde{\mu}_R}$ can be improved by a factor of two.

Higher accuracy can be achieved by measuring the pair production cross section around threshold, which rises as $\sigma_{\tilde{\mu}\tilde{\mu}} \sim \beta^3$, see Fig. 3.2.1c. For an integrated luminosity of $\mathcal{L} = 100 \text{ fb}^{-1}$, to be collected within a few month at TESLA, a mass resolution $\delta m_{\tilde{\mu}_R} < 0.1 \text{ GeV}$ can be reached. With such a sensitivity finite width effects cannot be neglected [6]. From a fit to the excitation curve one expects to measure the width, here $\Gamma_{\tilde{\mu}_R} = 0.3 \text{ GeV}$, with an error of the same order. It is also important to include in the threshold cross section calculations sub-dominant diagrams which lead to the same final state, because they may mimic a mass shift comparable to the resolution [8].

The left partner $\tilde{\mu}_L$ is more difficult to detect due to background from W^+W^- pairs and SUSY cascade decays. It can be identified via a unique $\mu^+\mu^- 4\ell^\pm E$ signature:

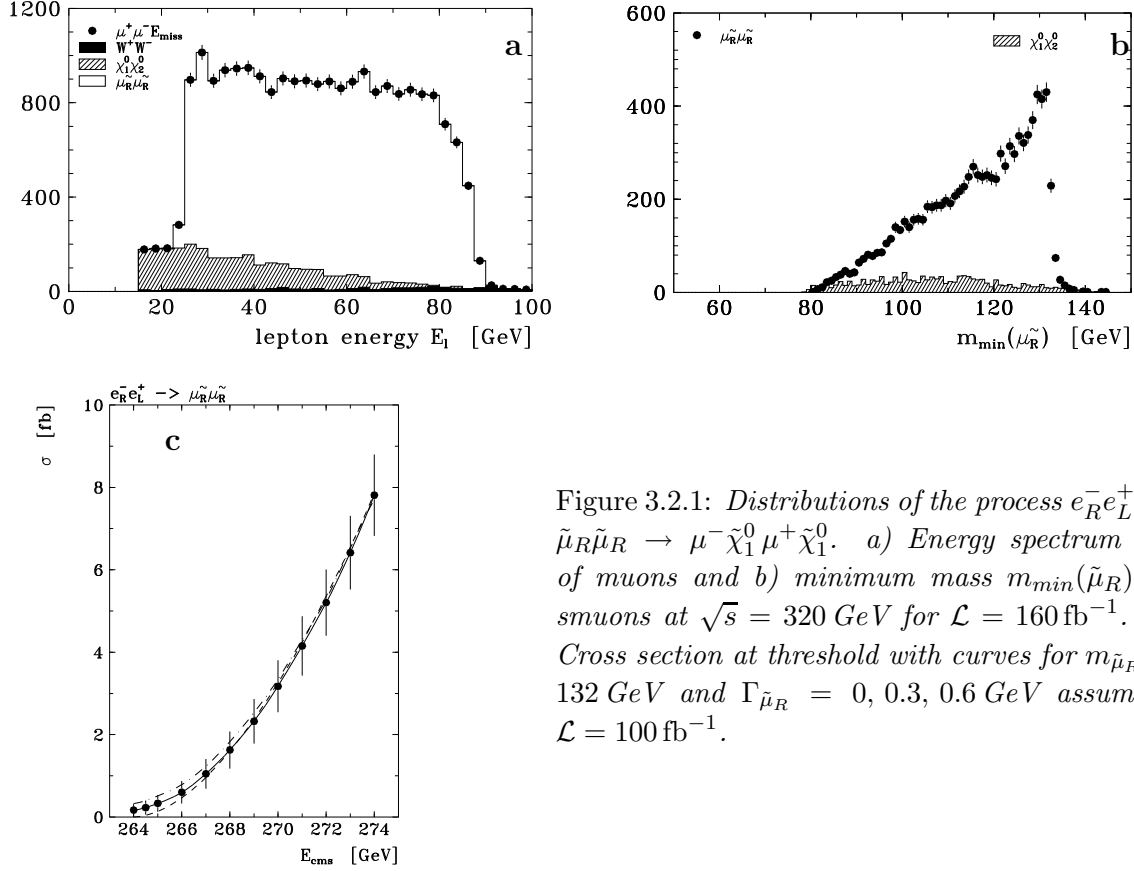


Figure 3.2.1: Distributions of the process $e_R^- e_L^+ \rightarrow \tilde{\mu}_R^- \tilde{\mu}_L^+ \rightarrow \mu^- \tilde{\chi}_1^0 \mu^+ \tilde{\chi}_2^0$. a) Energy spectrum E_μ of muons and b) minimum mass $m_{\min}(\tilde{\mu}_R)$ of smuons at $\sqrt{s} = 320 \text{ GeV}$ for $\mathcal{L} = 160 \text{ fb}^{-1}$. c) Cross section at threshold with curves for $m_{\tilde{\mu}_R} = 132 \text{ GeV}$ and $\Gamma_{\tilde{\mu}_R} = 0, 0.3, 0.6 \text{ GeV}$ assuming $\mathcal{L} = 100 \text{ fb}^{-1}$.

$e_L^- e_R^+ \rightarrow \tilde{\mu}_L^- \tilde{\mu}_R^+ \rightarrow \mu^- \tilde{\chi}_2^0 \mu^+ \tilde{\chi}_1^0$ followed by $\tilde{\chi}_2^0 \rightarrow \ell^+ \ell^- \tilde{\chi}_1^0$. Despite the low cross section, $\sigma \mathcal{B} \simeq 4 \text{ fb}$ in scenario RR1, such a measurement is feasible at TESLA, see Fig. 3.2.2 a, providing the masses $m_{\tilde{\mu}_L}$ and $m_{\tilde{\chi}_2^0}$ with a precision of 2 per mil. Another example is sneutrino production, where the flavour is tagged via its charged decay $e_L^- e_R^+ \rightarrow \tilde{\nu}_\mu \tilde{\nu}_\mu \rightarrow \mu^- \tilde{\chi}_1^+ \mu^+ \tilde{\chi}_1^-$. The subsequent decays $\tilde{\chi}_1^\pm \rightarrow \ell^\pm \nu_l \tilde{\chi}_1^0$ and $q\bar{q}' \tilde{\chi}_1^0$ lead to a clean $\mu^+ \mu^- \ell^\pm 2jet \cancel{E}$ topology. The spectrum of the primary muons in Fig. 3.2.2 can be used to determine $m_{\tilde{\nu}_\mu}$ and $m_{\tilde{\chi}_1^\pm}$ to better than 2 per mil.

Even more accurate mass measurements can be done for the first generation of sleptons \tilde{e} and $\tilde{\nu}_e$, due to much larger cross sections from additional t -channel contributions. Of particular interest is associated selectron production $e^- e^+ \rightarrow \tilde{e}_R^- \tilde{e}_L^+$ via $\tilde{\chi}^0$ exchange. The cross section rises as $\sigma_{\tilde{e}_R^- \tilde{e}_L^+} \sim \beta$, contrary to other slepton pairs, which is an advantage for mass determination via threshold scans. In case of polarised beams the charge of the observed lepton can be directly related to the L, R quantum number of the produced selectron, $e_{L,R}^- \rightarrow \tilde{e}_{L,R}^-$ and $e_{L,R}^+ \rightarrow \tilde{e}_{L,R}^+$. This elegant separation of the selectron decay spectra can be considerably improved if not only the e^- beam but also the e^+ beam is polarised.

Assuming that the incoming electrons and positrons have the same helicity only the t -channel production $e_L^- e_L^+ \rightarrow \tilde{e}_L^- \tilde{e}_L^+$ and $e_R^- e_R^+ \rightarrow \tilde{e}_R^- \tilde{e}_R^+$ is possible. This allows one to easily identify \tilde{e}_L and \tilde{e}_R separately.

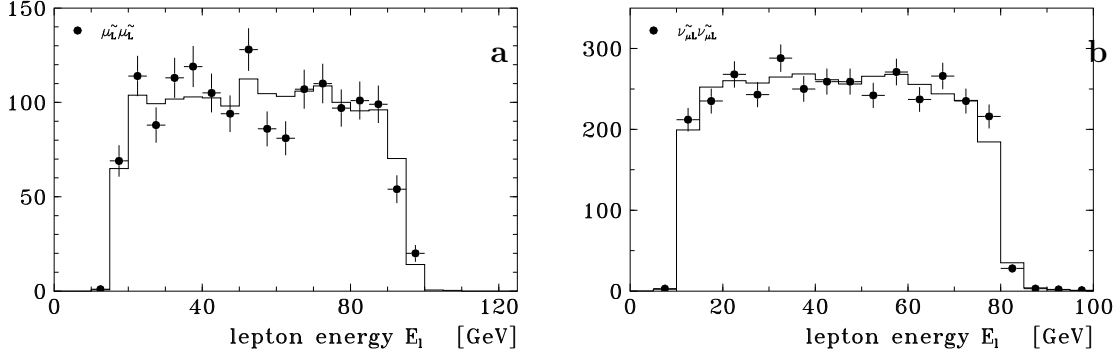


Figure 3.2.2: Energy spectra E_μ of muons from the reactions a) $e_L^- e_R^+ \rightarrow \tilde{\mu}_L \tilde{\mu}_L \rightarrow \mu^- \tilde{\chi}_2^0 \mu^+ \tilde{\chi}_2^0$ and b) $e_L^- e_R^+ \rightarrow \tilde{\nu}_\mu \tilde{\nu}_\mu \rightarrow \mu^- \tilde{\chi}_1^+ \mu^+ \tilde{\chi}_1^-$ at $\sqrt{s} = 500$ GeV for $\mathcal{L} = 250$ fb $^{-1}$.

$\tilde{\ell}, \tilde{\nu}$	m [GeV]	δm_c [GeV]	δm_s [GeV]	$\tilde{\chi}$	m [GeV]	δm_c [GeV]	δm_s [GeV]
$\tilde{\mu}_R$	132.0	0.3	0.09	$\tilde{\chi}_1^\pm$	127.7	0.2	0.04
$\tilde{\mu}_L$	176.0	0.3	0.4	$\tilde{\chi}_2^\pm$	345.8		0.25
$\tilde{\nu}_\mu$	160.6	0.2	0.8	$\tilde{\chi}_1^0$	71.9	0.1	0.05
\tilde{e}_R	132.0	0.2	0.05	$\tilde{\chi}_2^0$	130.3	0.3	0.07
\tilde{e}_L	176.0	0.2	0.18	$\tilde{\chi}_3^0$	319.8		0.30
$\tilde{\nu}_e$	160.6	0.1	0.07	$\tilde{\chi}_4^0$	348.2		0.52
$\tilde{\tau}_1$	131.0		0.6				
$\tilde{\tau}_2$	177.0		0.6				
$\tilde{\nu}_\tau$	160.6		0.6				

Table 3.2.1: Expected precision on masses, scenario RR1, using polarised e^\pm beams ($\mathcal{P}_- = 0.8, \mathcal{P}_+ = 0.6$). δm_c from decay kinematics measured in the continuum ($\mathcal{L} = 160$ (250) fb $^{-1}$ at $\sqrt{s} = 320$ (500) GeV) and δm_s from threshold scans ($\mathcal{L} = 100$ fb $^{-1}$).

Measurements of $\tilde{\tau}$ and $\tilde{\nu}_\tau$ of the third slepton generation are less favourable. While identification via decays $\tau \tilde{\chi}$ will be easy and efficient, the background is large ($W^+ W^-$ production) and a mass determination via energy spectra is much less accurate, of the order of a few per cent [9]. But from cross section measurements at threshold one may obtain mass resolutions around half a per cent. The expected accuracies on slepton masses for mSUGRA model RR1 are given in Table 3.2.1.

3.2.2 Slepton properties

A very important topic is the determination of the quantum numbers. Sleptons carry spin 0, but otherwise the SM quantum numbers of leptons. The differential cross section for s -channel exchange is proportional to $\beta^3 \sin^2 \vartheta$. A consistency check, although not unique, can be obtained from the β dependence of the cross section scan at threshold.

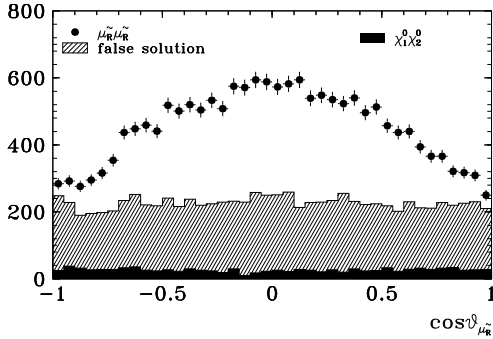


Figure 3.2.3: Angular distribution of smuons (two entries per event) in the reaction $e_R^- e_L^+ \rightarrow \tilde{\mu}_R \tilde{\mu}_R \rightarrow \mu^- \tilde{\chi}_1^0 \mu^+ \tilde{\chi}_1^0$. The hatched histogram represents the false solution.

A more direct method is to measure the angular distribution of the sleptons. Using the masses of the particles involved the event kinematics allows the slepton directions to be reconstructed up to a twofold ambiguity. The wrong solution turns out to be flat in $\cos \vartheta$ and can be subtracted. The smuon angular distribution for $e_R^- e_L^+ \rightarrow \tilde{\mu}_R \tilde{\mu}_R$ production is displayed in Fig. 3.2.3 and clearly exhibits the expected behaviour of a scalar spin 0 particle. The association of $\tilde{\ell}_R$ and $\tilde{\ell}_L$ to their right-handed and left-handed SM partners can be unambiguously done by studying the dependence of the production cross section on the electron and/or positron beam polarisation.

Precise mass measurements allow the flavour dependence of the underlying supersymmetry model to be checked at the level of one per mil for the first two slepton generations and to a few per mil for the stau family. An important application is to test general SUSY mass relations. The tree level prediction

$$m_{\tilde{\ell}_L}^2 - m_{\tilde{\nu}_\ell}^2 = -M_W^2 \cos 2\beta \quad (3.2.2)$$

offers a model independent determination of $\tan \beta$ from the slepton sector. Using typical measurements as given in Table 3.2.1 one finds $\tan \beta = 3.0 \pm 0.1$. The sensitivity degrades at larger $\tan \beta$ values to $\tan \beta \simeq 10 \pm 5$.

In the case of large $\tan \beta \sim 30$ the slepton analyses of the first and second generation remain essentially unaffected. Major differences occur in the stau sector where a large mass splitting between $\tilde{\tau}_R$ and $\tilde{\tau}_L$ is expected. The physical eigenstates are mixed, $\tilde{\tau}_1 = \tilde{\tau}_L \cos \theta_{\tilde{\tau}} + \tilde{\tau}_R \sin \theta_{\tilde{\tau}}$ and $\tilde{\tau}_2 = \tilde{\tau}_R \cos \theta_{\tilde{\tau}} - \tilde{\tau}_L \sin \theta_{\tilde{\tau}}$, and are no longer degenerate with the selectron and smuon masses. These properties allow $\tan \beta$ to be accessed via the relation

$$\mu \tan \beta = A_\tau - \frac{(m_{\tilde{\tau}_1}^2 - m_{\tilde{\tau}_2}^2) \sin 2\theta_{\tilde{\tau}}}{2m_\tau}, \quad (3.2.3)$$

which follows from the diagonalisation of the $\tilde{\tau}$ mass matrix. If the directly measurable quantities $m_{\tilde{\tau}_1}$, $m_{\tilde{\tau}_2}$ and $\theta_{\tilde{\tau}}$ can be determined to $\sim 1\%$ and μ to $\sim 1\%$ (from the chargino sector), one can extract $\tan \beta$ with an accuracy of $\mathcal{O}(10\%)$, dominated by large uncertainties on the value of A_τ .

It has been noted that the polarisation P_τ of tau's in the decay $\tilde{\tau}_1 \rightarrow \tau \tilde{\chi}_1^0$ is very sensitive to $\tan \beta$ if it is large or if $\tilde{\chi}_1^0$ has a large higgsino component [9]. The P_τ measurement is based on the characteristic energy distributions of the decay products

of the polarised τ . In a combined analysis of $\tilde{\tau}_1\tilde{\tau}_1$ and $\tilde{e}_R\tilde{e}_R$ pair production for $\mathcal{L} = 100 \text{ fb}^{-1}$, one obtains an accuracy of $\tan\beta \simeq 15 \pm 2$, depending slightly on the gaugino parameter M_1 .

3.3 Charginos and Neutralinos

Charginos and neutralinos are produced in pairs

$$e^+e^- \rightarrow \tilde{\chi}_i^+ \tilde{\chi}_j^- \quad [i, j = 1, 2] \quad (3.3.1)$$

$$e^+e^- \rightarrow \tilde{\chi}_i^0 \tilde{\chi}_j^0 \quad [i, j = 1, \dots, 4] \quad (3.3.2)$$

via s -channel γ/Z exchange and t -channel selectron or sneutrino exchange. They are easy to detect via their decays into lighter charginos/neutralinos and gauge or Higgs bosons or into sfermion-fermion pairs. If these two-body decays are kinematically not possible, typically for the lighter chargino and neutralino, they decay via virtual gauge bosons and sfermions, *e.g.* $\tilde{\chi}_1^+ \rightarrow f\bar{f}'\tilde{\chi}_1^0$ or $\tilde{\chi}_2^0 \rightarrow f\bar{f}\tilde{\chi}_1^0$. In R -parity conserving MSSM scenarios the lightest neutralino $\tilde{\chi}_1^0$ is stable. The experimental signatures are multi-lepton and/or multi-jet events with large missing energy. Detailed TESLA detector simulations of chargino and neutralino production assuming beam polarisations of $\mathcal{P}_- = 0.8$ and $\mathcal{P}_+ = 0.6$ are performed in [5].

3.3.1 Mass determinations

The lightest observable neutralino can be detected via its 3-body decay $\tilde{\chi}_2^0 \rightarrow l^+l^- \tilde{\chi}_1^0$. In direct production $e_L^-e_R^+ \rightarrow \tilde{\chi}_2^0\tilde{\chi}_2^0 \rightarrow 2(l^+l^-) \cancel{E}$ the energy spectra of the di-lepton systems, Fig. 3.3.1, can be used to determine the masses of the primary and secondary neutralinos with typical uncertainties of 2 per mil. From the di-lepton mass spectrum one gets additional information on the mass difference $\Delta m(\tilde{\chi}_2^0 - \tilde{\chi}_1^0)$. Moreover, $\tilde{\chi}_2^0$'s are abundantly produced in decay chains of other SUSY particles. By exploiting all di-lepton modes it will be possible to measure the mass difference with a precision of better than 50 MeV, limited only by the resolution of the detector.

Charginos will be copiously produced, for example $e_L^-e_R^+ \rightarrow \tilde{\chi}_1^- \tilde{\chi}_1^+ \rightarrow l^\pm \nu \tilde{\chi}_1^0 q\bar{q}' \tilde{\chi}_1^0$, see Fig. 3.3.2. Using the same techniques as for neutralinos, the di-jet energy distribution gives an accuracy of $\delta m_{\tilde{\chi}_1^\pm} = 0.2 \text{ GeV}$. Similarly, the di-jet mass spectrum allows to get the chargino-neutralino mass difference $\Delta m(\tilde{\chi}_1^\pm - \tilde{\chi}_1^0)$ to better than 50 MeV, when using all possible cascade decays.

The cross sections for neutralino and chargino pair production rise as $\sigma_{\chi\chi} \propto \beta$. This leads to steep excitation curves around threshold, see Figs. 3.3.1 c and 3.3.2 c, from which excellent mass resolutions of $\mathcal{O}(50 \text{ MeV})$ with an integrated luminosity of $\mathcal{L} = 100 \text{ fb}^{-1}$ can be obtained for the light chargino/neutralinos, degrading for the heavier $\tilde{\chi}$ states to the per mil level. At the same time, the shape of the cross section at threshold provides a consistency check of a spin 1/2 assignment to neutralinos and charginos. The expected accuracies of various mass determinations are summarised in Table 3.2.1 for mSUGRA scenario RR1.

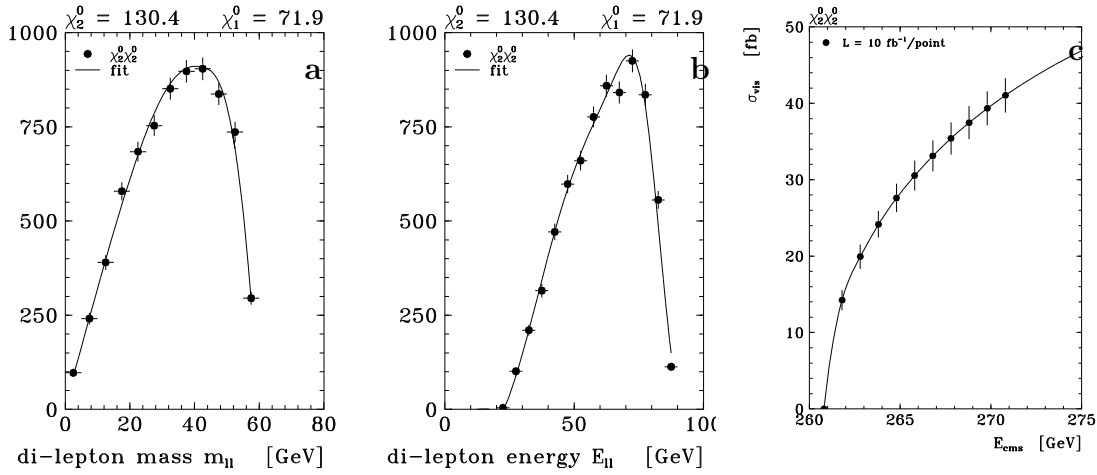


Figure 3.3.1: Distributions of the reaction $e_L^- e_R^+ \rightarrow \tilde{\chi}_2^0 \tilde{\chi}_2^0 \rightarrow l^+ l^- \tilde{\chi}_1^0 l^+ l^- \tilde{\chi}_1^0$. a) Di-lepton mass and b) di-lepton energy spectra at $\sqrt{s} = 320 \text{ GeV}$ for $\mathcal{L} = 160 \text{ fb}^{-1}$. c) Cross section near threshold assuming $\mathcal{L} = 10 \text{ fb}^{-1}$ per point.

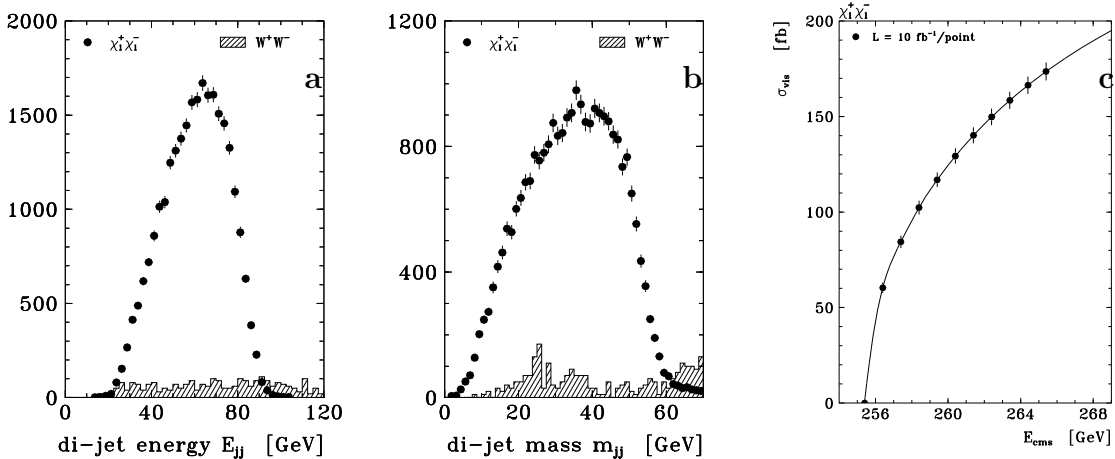


Figure 3.3.2: Distributions of the reaction $e_L^- e_R^+ \rightarrow \tilde{\chi}_1^- \tilde{\chi}_1^+ \rightarrow l^+ \nu \tilde{\chi}_1^0 qq' \tilde{\chi}_1^0$. a) Di-jet energy and b) di-jet mass spectra at $\sqrt{s} = 320 \text{ GeV}$ for $\mathcal{L} = 160 \text{ fb}^{-1}$. c) Cross section near threshold assuming $\mathcal{L} = 10 \text{ fb}^{-1}$ per point.

For large $\tan \beta$ the chargino and neutralino decays may be very different. Depending on the SUSY parameters the mass splitting of the $\tilde{\tau}$ sector, which rises with $\tan \beta$, see eq. (3.2.3), may result in a situation where $m_{\tilde{\tau}_1} < m_{\tilde{\chi}_1^\pm}, m_{\tilde{\chi}_2^0}$. As a consequence the chargino decay $\tilde{\chi}_1^+ \rightarrow \tilde{\tau}_1^+ \nu \rightarrow \tau^+ \nu \tilde{\chi}_1^0$ and the neutralino decay $\tilde{\chi}_2^0 \rightarrow \tilde{\tau}_1^+ \tau^- \rightarrow \tau^+ \tau^- \tilde{\chi}_1^0$ dominate over all other decay modes via lepton or quark pairs. Although τ 's are easy to detect, their energy cannot be reconstructed (missing neutrinos) and their decay products provide much less information on masses and mass differences of the χ states. A simulation of $e^+ e_L^- \rightarrow \tilde{\chi}_1^+ \tilde{\chi}_1^- \rightarrow \tilde{\tau}_1^+ \nu \tilde{\tau}_1^- \nu \rightarrow \tau^+ \nu \tilde{\chi}_1^0 \tau^- \nu \tilde{\chi}_1^0$ at $\sqrt{s} = 400 \text{ GeV}$ with

$m_{\tilde{\chi}_1^\pm} = 172.5 \text{ GeV}$, $m_{\tilde{\tau}_1} = 152.7 \text{ GeV}$, $m_{\tilde{\chi}_1^0} = 86.8 \text{ GeV}$ and $\tan\beta = 50$ is reported by [10]. Fitting the energy distribution of hadronic τ decays results in resolutions of about 4% for the $\tilde{\chi}_1^\pm$ and $\tilde{\tau}_1$ masses. Note that chargino and neutralino cross section measurements, in particular around threshold, are much less affected by τ topologies and become more important for precise mass determinations in large $\tan\beta$ scenarios.

3.3.2 Chargino properties

Charginos are composed of Winos and Higgsinos. An easy way to access the Wino component is via t -channel $\tilde{\nu}_e$ exchange, which couples only to left-handed electrons. Thus the mixing parameters of the chargino system can be determined by varying the beam polarisation. Such studies have been presented in detail by [11, 12]. The chargino mass matrix in the $(\tilde{W}^-, \tilde{H}^-)$ basis

$$\mathcal{M}_C = \begin{pmatrix} M_2 & \sqrt{2} m_W \cos\beta \\ \sqrt{2} m_W \sin\beta & \mu \end{pmatrix} \quad (3.3.3)$$

depends on the parameters M_2 , μ and $\tan\beta$. Two mixing angles ϕ_L and ϕ_R are needed to diagonalise the mass matrix. If the collider energy is sufficient to produce all chargino states of reaction (3.3.1) the underlying SUSY parameters can be extracted in a model independent way from the masses and production cross sections [11].

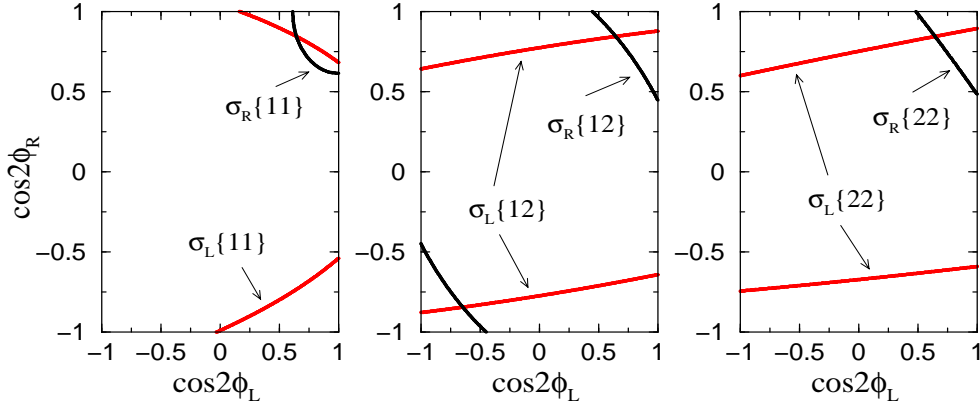


Figure 3.3.3: Contours of $\sigma_L\{ij\}$, $\sigma_R\{ij\}$ for $\tilde{\chi}_i^+ \tilde{\chi}_j^-$ production with completely polarised $e_{L,R}^-$ in the $\cos 2\phi_L - \cos 2\phi_R$ plane, scenario RR1 at $\sqrt{s} = 800 \text{ GeV}$.

Figure 3.3.3 shows lines of constant cross sections for $\tilde{\chi}_i^- \tilde{\chi}_j^+$ pair production with completely polarised electrons in the $\cos 2\phi_L - \cos 2\phi_R$ plane. Ambiguities can be resolved and the expected accuracy on the mixing angles is $\cos 2\phi_L = 0.645 \pm 0.02$ and $\cos 2\phi_R = 0.844 \pm 0.005$ for a total luminosity $\mathcal{L} = 2 \times 500 \text{ fb}^{-1}$. Given precise measurements of $m_{\tilde{\chi}_{1,2}^\pm}$ and the exchanged sneutrino mass $m_{\tilde{\nu}_e}$, the fundamental supersymmetry parameters M_2 , μ , and (low to medium) $\tan\beta$ can be accurately determined independently of the structure of the neutralino sector, as illustrated in Table 3.3.1. If

$\tan\beta$ is large, this parameter is difficult to extract, only a significant lower bound can be derived. In this case the $\tilde{\tau}$ sector provides a higher sensitivity, see section 3.2.

	input RR1	fit value	input RR2	fit value
M_2	152 GeV	152 ± 1.8 GeV	150 GeV	150 ± 1.2 GeV
μ	316 GeV	316 ± 0.9 GeV	263 GeV	263 ± 0.7 GeV
$\tan\beta$	3	3 ± 0.7	30	> 20
M_1	78.7 GeV	78.7 ± 0.7 GeV	78.0 GeV	78.0 ± 0.4 GeV

Table 3.3.1: *Estimated accuracy for the parameters M_2 , μ and $\tan\beta$ from chargino masses and M_1 from neutralino production for $mSUGRA$ scenarios RR1 and RR2 (statistical errors based on $\mathcal{L} = 500 \text{ fb}^{-1}$ per e^- polarisation).*

The analysis of the chargino system depends via the cross sections σ_L on the mass of the exchanged sneutrino which may not be directly accessible, *e.g.* if $m_{\tilde{\nu}_e} > \sqrt{s}/2$. The sensitivity to the sneutrino mass can be considerably enhanced by a proper choice of polarisations and by making use of spin correlations between production and decay in the reaction $e^+e^- \rightarrow \tilde{\chi}_1^+ \tilde{\chi}_1^-$ and $\tilde{\chi}_1^- \rightarrow e^- \tilde{\nu}_e \tilde{\chi}_1^0$ [12]. From the cross section $\sigma \cdot \mathcal{B}_e$ and the forward-backward asymmetry A_{FB} of the decay electrons, shown in Fig. 3.3.4, one can determine sneutrino masses up to 1 TeV with a precision of ~ 10 GeV.

For final precision measurements the inclusion of electroweak radiative corrections will be important, as they have been calculated for example in [13].

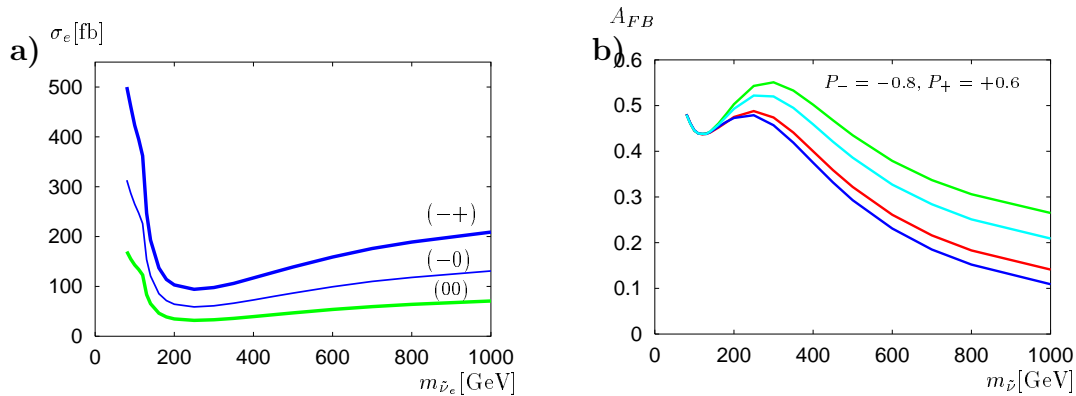


Figure 3.3.4: *Dependence of $e^+e^- \rightarrow \tilde{\chi}_1^+ \tilde{\chi}_1^-$ with $\tilde{\chi}_1^- \rightarrow e^- \tilde{\nu}_e \tilde{\chi}_1^0$ at $\sqrt{s} = 500$ GeV on the $\tilde{\nu}_e$ mass, scenario RR1. a) Cross sections for various beam polarisations ($\mathcal{P}_-, \mathcal{P}_+$) and b) forward-backward asymmetry A_{FB} of the decay electron for $m_{\tilde{e}_L} = 130$ GeV (top curve), 150 GeV, 200 GeV and using $m_{\tilde{e}_L}^2 = m_{\tilde{\nu}_e}^2 - m_W^2 \cos 2\beta$ (bottom curve) assuming polarisations $\mathcal{P}_- = -0.8$ and $\mathcal{P}_+ = +0.6$.*

3.3.3 Neutralino properties

In a similar way the properties of the neutralino system, which is a mixture of Bino, Wino and two Higgsino fields, have been investigated. In a general MSSM model the neutralino sector depends in addition to M_2 , μ and $\tan\beta$ on the gaugino parameter M_1 . Very useful analysis tools are angular distributions of leptons in the reaction $e^+e^- \rightarrow \tilde{\chi}_2^0\tilde{\chi}_1^0 \rightarrow \ell^+\ell^-\tilde{\chi}_1^0\tilde{\chi}_1^0$ exploiting spin correlations [14]. Figure 3.3.5 shows the sensitivity of the production cross section and the forward-backward asymmetry of the decay electron to the parameter M_1 . Again the importance of e^\pm beam polarisations to determine the neutralino mixing parameters is clearly borne out.

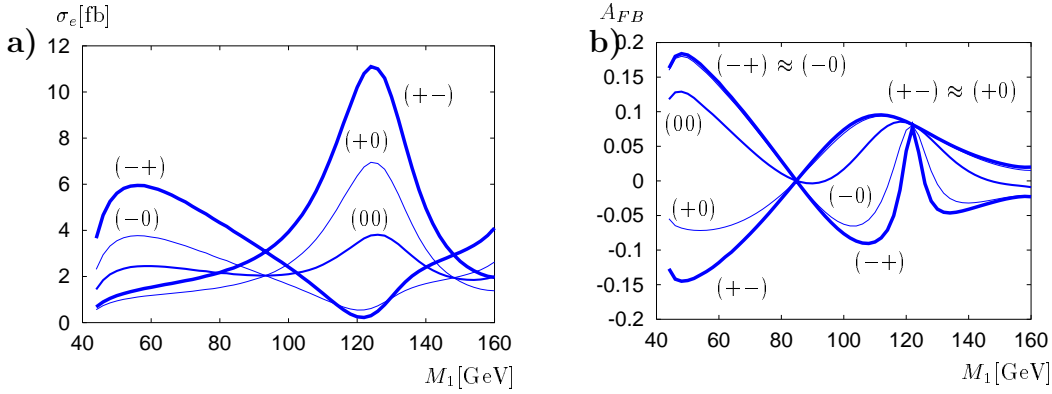


Figure 3.3.5: Dependence of $e^+e^- \rightarrow \tilde{\chi}_2^0\tilde{\chi}_1^0$ with $\tilde{\chi}_2^0 \rightarrow e^+e^-\tilde{\chi}_1^0$ at $\sqrt{s} = m_{\tilde{\chi}_1^0} + m_{\tilde{\chi}_2^0} + 30$ GeV on the gaugino parameter M_1 , scenario RR1. a) Cross sections and b) forward-backward asymmetry A_{FB} of the decay electron for various polarisations ($|\mathcal{P}_-| = 0.8$, $|\mathcal{P}_+| = 0.6$).

A richer neutralino spectrum with quite different properties is expected if supersymmetry is extended by an additional Higgs superfield, like in the NMSSM or E_6 inspired models. With the high luminosity available at TESLA neutralinos with a dominant singlino component can be easily detected and studied over large regions in the parameter space [15]. A characteristic feature of these scenarios is that in certain parameter regions the second lightest supersymmetric particle may have a long life time leading to displaced vertices. Polarisation of both beams is important to enhance the production cross sections and to determine the underlying SUSY model [4].

Quite generally, the parameters M_1 , M_2 and μ can be *complex*, which also leads to CP violation. It is, however, possible to take M_2 real, so that only two phases remain, $\mu = |\mu|e^{i\phi_\mu}$ and $M_1 = |M_1|e^{i\phi_{M_1}}$. A method to extract $\cos\phi_\mu$ from chargino production is described in [11] giving $\Delta\cos\phi_\mu = \pm 0.1$. A rather simple algebraic algorithm has been proposed by [16] to determine μ , M_1 , M_2 , ϕ_μ , ϕ_{M_1} for given $\tan\beta$ in terms of the masses of both charginos and two neutralinos and one of the chargino mixing angles as physical input. The remaining twofold ambiguity in $|M_1|$ and ϕ_{M_1} can be resolved by a measurement of the $e^+e^- \rightarrow \tilde{\chi}_1^0\tilde{\chi}_2^0$ production cross section.

3.4 Stop Particles

Supersymmetry requires the existence of scalar partners \tilde{f}_L and \tilde{f}_R to each fermion f . In case of the scalar partners of the top quark one expects a large mixing between \tilde{t}_L and \tilde{t}_R due to the large top quark mass thus making the lighter mass eigenstate \tilde{t}_1 presumably lighter than the squark states of the first two generations. In e^+e^- collisions stops can be pair produced by γ/Z exchange

$$e^+e^- \rightarrow \tilde{t}_i\tilde{t}_j \quad [i, j = 1, 2]. \quad (3.4.1)$$

The cross sections have a very characteristic dependence on the stop mixing angle $\theta_{\tilde{t}}$, where $\tilde{t}_1 = \tilde{t}_L \cos \theta_{\tilde{t}} + \tilde{t}_R \sin \theta_{\tilde{t}}$ and $\tilde{t}_2 = \tilde{t}_R \cos \theta_{\tilde{t}} - \tilde{t}_L \sin \theta_{\tilde{t}}$.

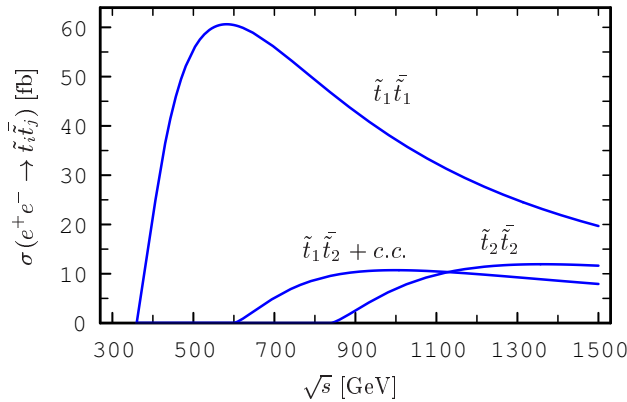


Figure 3.4.1: Energy dependence of $\tilde{t}_i\tilde{t}_j$ production cross sections with unpolarised beams for $m_{\tilde{t}_1} = 180 \text{ GeV}$, $m_{\tilde{t}_2} = 420 \text{ GeV}$, $\cos \theta_{\tilde{t}} = 0.66$.

The phenomenology of stop production and decay at a linear collider has been discussed in detail in [17]. Figure 3.4.1 shows the energy dependence of the $\tilde{t}_i\tilde{t}_j$ pair production cross sections. Initial state radiation, supersymmetric QCD [18, 19] and Yukawa coupling corrections [20] are included.

Figure 3.4.2a shows the contour lines of the cross section $\sigma(e^+e^- \rightarrow \tilde{t}_1\tilde{t}_1)$ as a function of the e^- and e^+ beam polarisation. The cross section can be significantly increased by choosing the maximally possible e^- and e^+ polarisation. Using polarised beams one can also measure the left–right polarisation asymmetry

$$A_{LR} \equiv \frac{\sigma_L - \sigma_R}{\sigma_L + \sigma_R} \quad (3.4.2)$$

where $\sigma_L = \sigma(-\mathcal{P}_-, \mathcal{P}_+)$ and $\sigma_R = \sigma(\mathcal{P}_-, -\mathcal{P}_+)$. This observable is very sensitive to the stop mixing $\cos \theta_{\tilde{t}}$, as shown in Fig. 3.4.2 b.

3.4.1 Parameter determination

Owing to the large luminosity and the availability of polarised beams, it is possible to determine the mass and the mixing angle of the stop very precisely. One method consists of measuring production cross sections σ_R and σ_L of different polarisations.

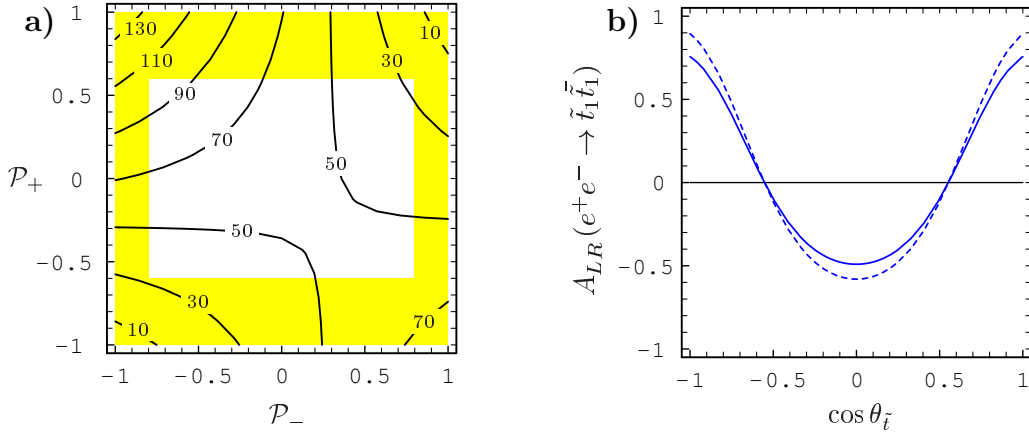


Figure 3.4.2: a) Contours of $\sigma(e^+e^- \rightarrow \tilde{t}_1\tilde{t}_1)$ in [fb] as function of e^\mp polarisations \mathcal{P}_- and \mathcal{P}_+ for $\sqrt{s} = 500$ GeV, $m_{\tilde{t}_1} = 180$ GeV, $\cos\theta_{\tilde{t}} = 0.66$. The white area shows the accessible range at TESLA. b) Left-right asymmetry $A_{LR}(e^+e^- \rightarrow \tilde{t}_1\tilde{t}_1)$ as function of $\cos\theta_{\tilde{t}}$ with $|\mathcal{P}_-| = 0.8$ and $\mathcal{P}_+ = 0$ (solid curve) or $|\mathcal{P}_+| = 0.6$ (dashed curve).

A simulation of $e^+e^- \rightarrow \tilde{t}_1\tilde{t}_1$ with decay modes $\tilde{t}_1 \rightarrow \tilde{\chi}_1^0 c$ and $\tilde{t}_1 \rightarrow \tilde{\chi}_1^+ b$ is performed in [21] including full SM background. The decay $\tilde{t}_1 \rightarrow \tilde{\chi}_1^0 c$ results in a signature of two jets and large missing energy, while $\tilde{t}_1 \rightarrow \tilde{\chi}_1^+ b$ leads to two b jets, further jets from the $\tilde{\chi}_1^+$ decay and missing energy. The study, based on a fast simulation of the TESLA detector, is done for $m_{\tilde{t}_1} = 180$ GeV and $\cos\theta_{\tilde{t}} = 0.57$ with $m_{\tilde{\chi}_1^0} = 100$ GeV for the neutralino decay channel and $m_{\tilde{\chi}_1^+} = 150$ GeV, $m_{\tilde{\chi}_1^0} = 60$ GeV for the chargino channel. For 80% e^- and 60% e^+ polarization and assuming $\mathcal{L} = 2 \times 500$ fb $^{-1}$, a measurement of the stop production cross section with a statistical error of 1.5% for $\tilde{t}_1 \rightarrow \tilde{\chi}_1^0 c$ and about 0.75% for $\tilde{t}_1 \rightarrow \tilde{\chi}_1^+ b$ appears feasible. The systematical error is of the order of 1%. Figure 3.4.3a shows the corresponding σ_R, σ_L measurements in the $m_{\tilde{t}_1} - \cos\theta_{\tilde{t}}$ plane. For the channel $\tilde{t}_1 \rightarrow \tilde{\chi}_1^0 c$ one obtains accuracies of $\delta m_{\tilde{t}_1} = 0.8$ GeV and $\delta \cos\theta_{\tilde{t}} = 0.008$. The errors for the decay $\tilde{t}_1 \rightarrow \tilde{\chi}_1^+ b$ are about half the size.

A more precise determination of the stop mass can be achieved by a method proposed in [7]. The mass is obtained as ‘end-point’ of the minimum kinematically allowed squark mass distribution $d\sigma/dm_{min}(\tilde{t})$ (in analogy to the smuon case, Fig. 3.2.1b). Taking into account initial state radiation of photons and gluon radiation, a mass of $m_{\tilde{t}} = 300$ GeV can be determined with a statistical error of $\sim 0.3\%$ with an integrated luminosity of 500 fb $^{-1}$ [22].

A very good way to measure the stop mixing angle is to use the left-right asymmetry A_{LR} , eq. (3.4.2), where kinematic effects and uncertainties should largely cancel. For the parameter point above one gets an error on $\cos\theta_{\tilde{t}}$ at the per mil level with an integrated luminosity of 250 fb $^{-1}$ for each beam polarisation [17], cf. Fig. 3.4.2b.

If the energy is high enough the heavier stop \tilde{t}_2 can also be produced via $e^+e^- \rightarrow \tilde{t}_1\tilde{t}_2$, and its mass $m_{\tilde{t}_2}$ can be determined. The stop masses $m_{\tilde{t}_1}, m_{\tilde{t}_2}$ and the mixing $\cos\theta_{\tilde{t}}$ are related to the basic soft SUSY breaking parameters $M_{\tilde{Q}}, M_{\tilde{U}}$ and A_t , which can be calculated if $\tan\beta$ and μ are known. With $m_{\tilde{t}_2}$ measured to an error of $\sim 2\%$

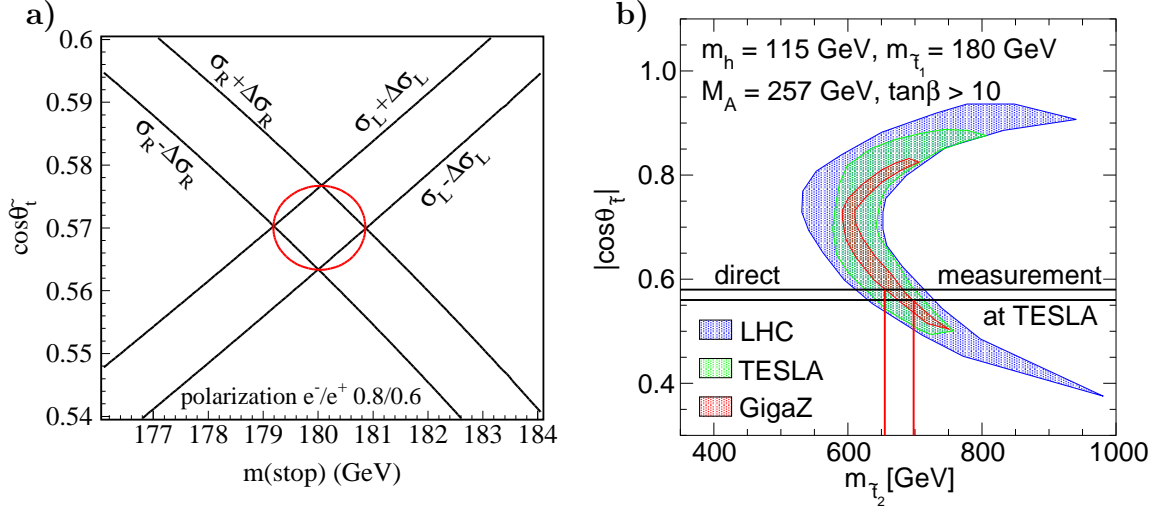


Figure 3.4.3: a) Contours of $\sigma_R(\tilde{t}_1\tilde{t}_1)$ and $\sigma_L(\tilde{t}_1\tilde{t}_1)$, $\tilde{t}_1 \rightarrow c\tilde{\chi}_1^0$ as a function of $m_{\tilde{t}_1}$ and $\cos\theta_{\tilde{t}}$ for $\sqrt{s} = 500$ GeV, $\mathcal{L} = 2 \times 500$ fb $^{-1}$, $|\mathcal{P}_-| = 0.8$ and $|\mathcal{P}_+| = 0.6$. b) Indirect constraints on $m_{\tilde{t}_2}$ and $\cos\theta_{\tilde{t}}$ expected from future high precision measurements at LHC and TESLA.

and if $\tan\beta$ and μ are known from other measurements to $\lesssim 10\%$, then $M_{\tilde{Q}}$, $M_{\tilde{U}}$ and A_t can be determined with an accuracy of few percent [17].

Direct information on the stop parameters can be combined with indirect information by requiring consistency of the MSSM with precise measurements of the Higgs-boson mass m_{h^0} , and the electroweak observables M_W and $\sin^2\theta_{\text{eff}}$ [23]. This is shown in Fig. 3.4.3 b, where the allowed parameter space expected from future measurements at LHC and TESLA is displayed in the $m_{\tilde{t}_2} - |\cos\theta_{\tilde{t}}|$ plane, for the stop parameters of Fig. 3.4.3 a and the other MSSM parameters chosen according to the RR2 scenario. The allowed region is significantly reduced by data from TESLA, in particular in the GigaZ scenario. Using $\cos\theta_{\tilde{t}}$ from polarised cross section measurements one gets $m_{\tilde{t}_2}$ with a precision of $\sim 5\%$. A comparison with direct mass measurements would test the MSSM at its quantum level in a sensitive and highly non-trivial way.

In general, the stop can decay in a variety of ways depending on its mass and those of the other SUSY particles [17]. There are additional two-body decays: $\tilde{t}_i \rightarrow \tilde{\chi}_k^0 t$, $\tilde{\chi}_j^+ b$, $\tilde{g}t$, $\tilde{b}_j W^+(H^+)$ and $\tilde{t}_2 \rightarrow \tilde{t}_1 Z^0 (h^0, H^0, A^0)$. If these decays are kinematically not possible, the loop-decays $\tilde{t}_1 \rightarrow \tilde{\chi}_{1,2}^0 c$ [24] as well as three- [25] and four- [26] particle decays can be important.

One should point that a light stop of $m_{\tilde{t}_1} \lesssim 250$ GeV may escape detection at the hadron colliders TEVATRON and LHC and may only be discovered at TESLA.

3.5 The Minimal Supergravity (mSUGRA) Model

In supergravity supersymmetry is broken in a ‘hidden’ sector and the breaking is transmitted to the ‘visible’ sector by gravitational interactions. In the more specific minimal supergravity (mSUGRA) model all scalar particles (sfermions and Higgs bosons) have a common mass m_0 at the unification point $M_{\text{GUT}} \approx 10^{16}$ GeV. The gaugino masses M_1, M_2, M_3 (corresponding to $U(1), SU(2)$ and $SU(3)$, respectively) unify to a common gaugino mass $m_{1/2}$ and all trilinear coupling parameters A_{ijk} have the same value A_0 at M_{GUT} . One also has unification of the electroweak and strong coupling parameters α_i ($i = 1, 2, 3$). A further reduction of the parameters is given by invoking ‘radiative electroweak symmetry breaking’. As a consequence, one has only the following input parameters: $m_0, m_{1/2}, A_0, \tan \beta, \text{sign } \mu$. The whole SUSY particle spectrum can then be calculated by making use of renormalization group equations.

In mSUGRA it turns out quite generally that $|\mu| > M_2$, so that $m_{\tilde{\chi}_2^0} \simeq m_{\tilde{\chi}_1^+} \simeq 2m_{\tilde{\chi}_1^0} \sim M_2$. Both $\tilde{\chi}_1^0$ and $\tilde{\chi}_2^0$ are gaugino-like, $\tilde{\chi}_1^0$ is almost a pure B -ino and $\tilde{\chi}_2^0$ is almost a pure W^3 -ino. The slepton masses of the first and second generation are given by: $m_{\tilde{\ell}_R}^2 = m_0^2 + 0.15 m_{1/2}^2 - \sin^2 \theta_W M_Z^2 \cos 2\beta$, $m_{\tilde{\ell}_L}^2 = m_0^2 + 0.52 m_{1/2}^2 - (\frac{1}{2} - \sin^2 \theta_W) M_Z^2 \cos 2\beta$, and $m_{\tilde{\nu}_\ell}^2 = m_0^2 + 0.52 m_{1/2}^2 + \frac{1}{2} M_Z^2 \cos 2\beta$. Analogous equations hold for squarks. It is also noteworthy that in mSUGRA the lightest neutralino $\tilde{\chi}_1^0$ is most naturally a good dark matter candidate if $m_{\tilde{\chi}_1^0}, m_{\tilde{\ell}_R} \leq 200$ GeV [27].

The precise mass measurements of sleptons, neutralinos and charginos described in sections 3.2 and 3.3 (see Table 3.2.1) constitute an over-constrained set of observables which allow to determine the structure and parameters of the underlying SUSY theory [5]. A widely employed strategy, for example at the LHC, is to assume a SUSY breaking scenario and then fit to the corresponding low-energy particle spectrum including experimental uncertainties. Applying such a model dependent top-down approach to scenario RR1, one expects accuracies on the mSUGRA parameters as given in Table 3.5.1.

parameter	input RR1	error
m_0	100 GeV	0.09 GeV
$m_{1/2}$	200 GeV	0.10 GeV
A_0	0 GeV	6.3 GeV
$\tan \beta$	3	0.02
$\text{sign}(\mu)$	+	no fit

Table 3.5.1: *Estimated accuracy on the mSUGRA parameters.*

The common scalar and gaugino masses m_0 and $m_{1/2}$ can be determined to better than one per mil, $\tan \beta$ to better than a percent, and there is even some sensitivity to the trilinear coupling A_0 (coming from the higher mass sparticles). The magnitude of μ is obtained implicitly by the requirement of electroweak symmetry breaking.

While this method is a useful illustration of the SUSY measurement potential, the scenario assumptions are effectively constraints in the fit. This is particularly dangerous for models with pseudo-fixed point structures, where the low energy predictions will be quite similar for a large range of fundamental parameters. Also, new intermediate scales below the GUT scale will not be immediately apparent in a top-down approach. The advantages of TESLA to perform a model independent analysis of SUSY parameters will be discussed in section 3.10.

3.6 Gauge-Mediated SUSY Breaking (GMSB)

In supergravity models the typical fundamental scale of SUSY breaking is $\mathcal{O}(10^{11} \text{ GeV})$. An alternative possibility is that supersymmetry breaking occurs at lower energies with gauge interactions serving as the messengers, referred to as ‘gauge mediated supersymmetry breaking’ (GMSB) [28]. It avoids some potential problems of SUGRA, *e.g.* flavour changing neutral currents and CP violation. GMSB models are also very predictive as the MSSM spectrum depends on just a few parameters:

$$M_{\text{mess}}, N_{\text{mess}}, \Lambda, \tan \beta, \text{sign } \mu, \quad (3.6.1)$$

where M_{mess} is the messenger scale and N_{mess} is the messenger index parameterising the structure of the messenger sector. Λ is the universal soft SUSY breaking scale felt by the low energy sector.

The MSSM parameters and the sparticle spectrum (at the weak scale) are determined from renormalisation group equation evolution starting from boundary conditions at the messenger scale M_{mess} . The gaugino masses at M_{mess} are given by $M_i = N_{\text{mess}} \Lambda g(\Lambda/M_{\text{mess}}) (\alpha_i/4\pi)$, and the squark/slepton masses by $m_f^2 = 2N_{\text{mess}} \Lambda^2 f(\Lambda/M_{\text{mess}}) \sum_i (\alpha_i/4\pi)^2 C_i$, where g and f are one- and two-loop functions and C_i are known constants. If $M_2 = 100 - 300 \text{ GeV}$ at the electroweak scale, then $10 \text{ TeV} \lesssim \Lambda \lesssim 120 \text{ TeV}$. As an illustration a GMSB sparticle mass spectrum is shown in Fig. 3.0.1. The charginos, neutralinos and sleptons are much lighter than the gluino and squarks.

A very interesting feature of GMSB is that the lightest supersymmetric particle is the gravitino

$$m_{3/2} \equiv m_{\tilde{G}} = \frac{F}{\sqrt{3} M'_P} \simeq \left(\frac{\sqrt{F}}{100 \text{ TeV}} \right)^2 2.37 \text{ eV}, \quad (3.6.2)$$

where $M'_P = 2.4 \cdot 10^{18} \text{ GeV}$ is the reduced Planck mass and \sqrt{F} is the fundamental scale of SUSY breaking with a typical value of 100 TeV. Therefore, the phenomenology is strongly determined by the next-to-lightest SUSY particle (NLSP), which decays into the gravitino \tilde{G} . The NLSP can be the neutralino, which decays dominantly via $\tilde{\chi}_1^0 \rightarrow \gamma \tilde{G}$, $f \tilde{f} \tilde{G}$. The lifetime is given by

$$c \tau_{NLSP} \simeq \frac{1}{100 \mathcal{B}} \left(\frac{\sqrt{F}}{100 \text{ TeV}} \right)^4 \left(\frac{m_{NLSP}}{100 \text{ GeV}} \right)^{-5} \text{ cm}, \quad (3.6.3)$$

where \mathcal{B} is of order unity depending on the nature of the NLSP. Assuming $m_{\tilde{G}} < 1$ keV as favoured by cosmology, typical decay lengths range from micro-meters to tens of meters. Figure 3.6.1 shows the neutralino NLSP lifetime as a function of the messenger scale and $m_{\tilde{\chi}_1^0}$ for various sets of GMSB parameters [29].

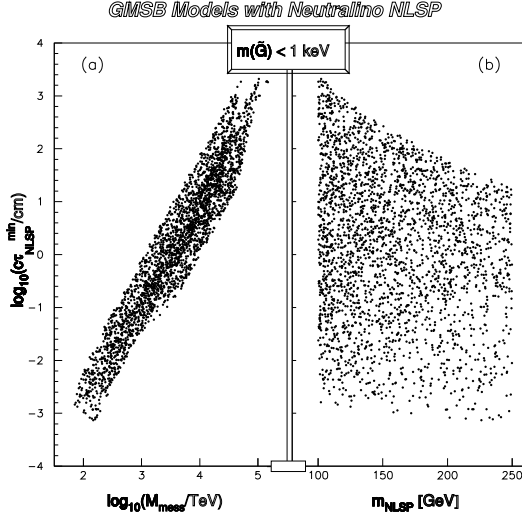


Figure 3.6.1: Neutralino NLSP lifetime as a function of a) the messenger scale M_{mess} and b) the NLSP mass $m_{\tilde{\chi}_1^0}$. Each dot represents a different choice of GMSB model parameters.

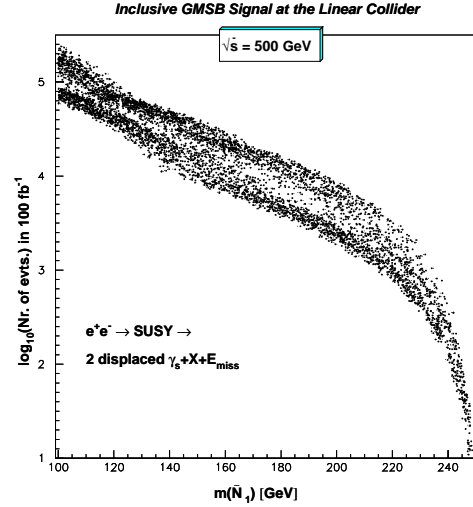


Figure 3.6.2: Event rate for displaced photon signatures from $e^+e^- \rightarrow \tilde{\chi}_1^0 \tilde{\chi}_1^0 X$, $\tilde{\chi}_1^0 \rightarrow \gamma \tilde{G}$ as a function of the NLSP mass at $\sqrt{s} = 500$ GeV, $\mathcal{L} = 100$ fb $^{-1}$.

A detailed simulation of inclusive $\tilde{\chi}_1^0$ production and decays $\tilde{\chi}_1^0 \rightarrow \gamma \tilde{G}$, $f\bar{f}\tilde{G}$ is presented in [29]. The proposed TESLA detector is capable of identifying neutralino decays and measuring its mass to within a few per mil from the endpoints of the E_γ spectrum. The event rate for displaced photons, not pointing to the interaction vertex, can be large even for NLSP masses close to the production limit, see Fig. 3.6.2. Various techniques, such as tracking, pointing calorimetry and statistical photon counting methods, provide accurate measurements of the decay length $c\tau$ over a large range of $30 \mu\text{m} - 40$ m to better than 10%. Such data would allow one to extract the scale \sqrt{F} with an accuracy of $\sim 5\%$. Together with a knowledge of the SUSY particle spectrum, a determination of the other fundamental GMSB parameters is feasible with high precision: at the level of per mil for Λ and N_{mess} and per cent for $\tan\beta$ and M_{mess} .

Other scenarios with a slepton as NLSP have also been studied [29], e.g. $\tilde{\tau}_1$ decaying to $\tilde{\tau}_1 \rightarrow \tau \tilde{G}$, producing long-lived, heavy particles or τ pairs, possibly coming from secondary decay vertices.

3.7 Anomaly–Mediated SUSY Breaking (AMSB)

SUSY breaking may not be directly communicated from the hidden to the visible sector. This is the case in the so-called anomaly mediated SUSY breaking models (AMSB), where gauginos masses are generated at one loop and scalar masses at two loops as a consequence of the 'super–Weyl (superconformal) anomaly' [30, 31]. The gaugino masses are no more universal, but are given by

$$M_i = \frac{\beta_i}{g_i} m_{3/2} , \quad (3.7.1)$$

where β_i are the one–loop beta functions. In the simplest form, however, the squared masses of the sleptons turn out to be negative (tachyonic). To avoid this, it suffices phenomenologically to introduce a universal scalar mass m_0^2 at the GUT scale. The parameters of the model are then m_0 , $m_{3/2}$, $\tan\beta$ and $\text{sign}\mu$. An example of an AMSB mass spectrum is shown in Fig. 3.0.1.

The most characteristic feature is the relation $M_1 \sim 3M_2$ in contrast to SUGRA scenarios, where $M_1 \simeq 0.5M_2$. Therefore, in the AMSB framework the wino is the lightest supersymmetric particle. Furthermore, one has near degeneracy of the lighter chargino $\tilde{\chi}_1^\pm$ and the wino–like neutralino $\tilde{\chi}_1^0$ masses, which has important phenomenological implications. Another property of the mass spectrum is the near degeneracy of sleptons $\tilde{\ell}_R$ and $\tilde{\ell}_L$, which can be tested at TESLA very precisely.

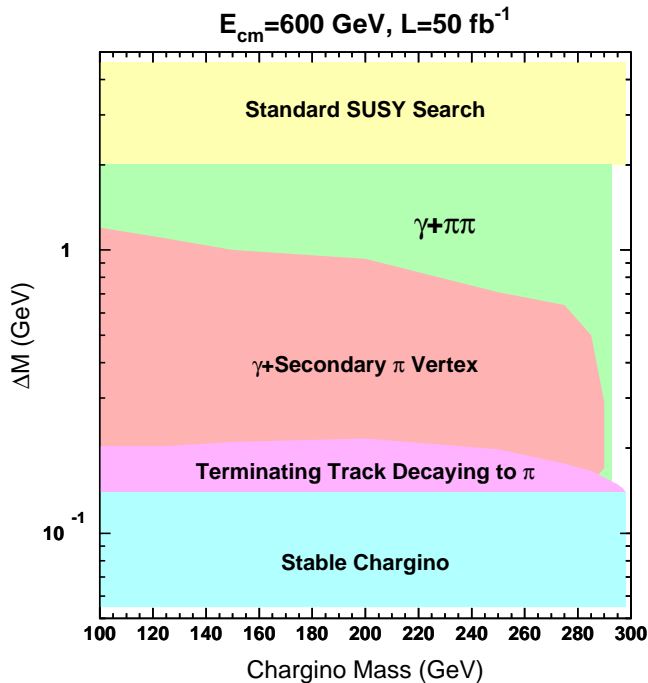


Figure 3.7.1: Discovery reach of AMSB scenarios as a function of $\Delta m_{\tilde{\chi}_1} \equiv m_{\tilde{\chi}_1^\pm} - m_{\tilde{\chi}_1^0}$ and $m_{\tilde{\chi}_1^\pm}$ at $\sqrt{s} = 600 \text{ GeV}$ for $\mathcal{L} = 50 \text{ fb}^{-1}$. The signature $\gamma + \cancel{M}$ extends up to chargino masses of $\sim 200 \text{ GeV}$.

Search strategies for $e^+e^- \rightarrow \tilde{\chi}_1^+ \tilde{\chi}_1^- (\gamma)$ production with almost degenerate chargino and neutralino masses are discussed in [32]. The most critical ingredients are the lifetime and the decay modes of $\tilde{\chi}_1^\pm$, which depend almost entirely on the small mass

difference $\Delta m_{\tilde{\chi}_1} \equiv m_{\tilde{\chi}_1^\pm} - m_{\tilde{\chi}_1^0}$. (i) For $\Delta m_{\tilde{\chi}_1} < m_\pi$ the chargino may exit the detector as heavily ionising stable particle, or decay to a soft, but visible e or μ yielding a secondary vertex. (ii) If $m_\pi < \Delta m_{\tilde{\chi}_1} < 0.2 \text{ GeV}$ the $\tilde{\chi}_1^\pm$ may decay inside the tracking system to a soft π^\pm , which need not be visible. The signature is a terminating track. (iii) For $0.2 \text{ GeV} < \Delta m_{\tilde{\chi}_1} \lesssim 2 - 3 \text{ GeV}$ the decay pion(s) will be detected, possibly associated to a secondary vertex. The large background from $\gamma\gamma \rightarrow \pi\pi$ may be suppressed by requiring an additional tagged photon. If the pions have too low an energy to be detected, then one relies on a single photon $\gamma + \cancel{M}$ signature from $e^+e^- \rightarrow \gamma\tilde{\chi}_1^+\tilde{\chi}_1^-$ production, which, however, has a large $\gamma\nu\bar{\nu}$ background. (iv) Once $\Delta m_{\tilde{\chi}_1} \gtrsim 2 - 3 \text{ GeV}$, the $\tilde{\chi}_1^\pm$ decay products have sufficient energy to be detected and resemble the usual MSSM topologies.

The AMSB discovery potential is shown in Fig. 3.7.1 as a function of $\Delta m_{\tilde{\chi}_1}$ and $m_{\tilde{\chi}_1^\pm}$ for $\sqrt{s} = 600 \text{ GeV}$. With $\mathcal{L} = 50 \text{ fb}^{-1}$ a large $\Delta m_{\tilde{\chi}_1}$ region can be covered almost to the kinematic limit. The discovery regions increase only slightly with higher luminosity, except for the $\gamma + \cancel{M}$ channel, which would be extended beyond $\sim 200 \text{ GeV}$ accessible with low luminosity. Since $\Delta m_{\tilde{\chi}_1} = 0.2 - 2 \text{ GeV}$ is typical of models with loop-dominated gaugino masses, the tagged γ signals are very important.

3.8 Supersymmetry with R -Parity Violation

So far it has been assumed that the multiplicative quantum number R -parity is conserved. Under this symmetry all standard model particles have $R_p = +1$ and their superpartners $R_p = -1$. As a consequence, SUSY particles are only produced in pairs with the lightest of them (LSP) being stable, giving rise to missing energy in an experiment. In the MSSM, this is the neutralino $\tilde{\chi}_1^0$.

R -parity conservation has, however, no strong theoretical justification. The superpotential admits explicit R -parity violating (\mathcal{R}_p) terms such as [33]

$$W_{\mathcal{R}_p} = \sum_{i,j,k} \left(\frac{1}{2} \lambda_{ijk} L_i L_j \bar{E}_k + \lambda'_{ijk} L_i Q_j \bar{D}_k + \frac{1}{2} \lambda''_{ijk} \bar{U}_i \bar{D}_j \bar{D}_k \right), \quad (3.8.1)$$

where L, Q are the left-handed lepton and squark superfield and $\bar{E}, \bar{D}, \bar{U}$ are the corresponding right-handed fields. If both lepton-number violating (λ_{ijk} and λ'_{ijk}) and baryon-number violating (λ''_{ijk}) couplings were present, they would give rise to fast proton decay. This is avoided by assuming at most one coupling to be finite.

R -parity violation changes the SUSY phenomenology drastically. The lightest supersymmetric particle decays, so the typical missing energy signature in the R_p conserving MSSM is replaced by multi-lepton and/or multi-jet final states.

3.8.1 Single SUSY particle production

If R -parity is violated, then single SUSY particle production is possible, for instance $e^+e^- \rightarrow \tilde{\nu} \rightarrow \ell\ell$, $\nu\tilde{\chi}_1^0$, $\ell^\pm\tilde{\chi}_1^\mp$, which extends the accessible mass reach considerably.

For sneutrino masses $m_{\tilde{\nu}} < \sqrt{s}$ one expects spectacular resonances [34, 35]. Since the exchanged sneutrino carries spin 0, the \mathcal{R}_p signal can be further enhanced by polarising both the incoming electron and positron beams with the same helicities and thereby reducing any background mediated through γ/Z exchange substantially [4].

If both production and decay occur via λ_{1j1} couplings, Bhabha scattering $e^+e^- \rightarrow e^+e^-$ is particularly sensitive to the interference with heavy sneutrino exchange diagrams [35]. This is illustrated in Fig. 3.8.1 in case of s -channel resonance production. Masses beyond the center of mass energy are accessible via contact interactions. The effects scale as $(\lambda/m_{\tilde{\nu}})^2$ and one is sensitive to masses of $m_{\tilde{\nu}} \simeq 1.8$ TeV for a coupling of $\lambda = 0.1$ at the highest TESLA energy.

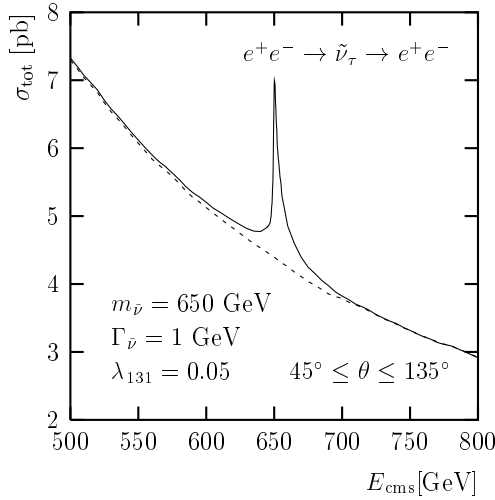


Figure 3.8.1: R_p violation in resonance production of $e^+e^- \rightarrow \tilde{\nu}_\tau \rightarrow e^+e^-$ interfering with Bhabha scattering.

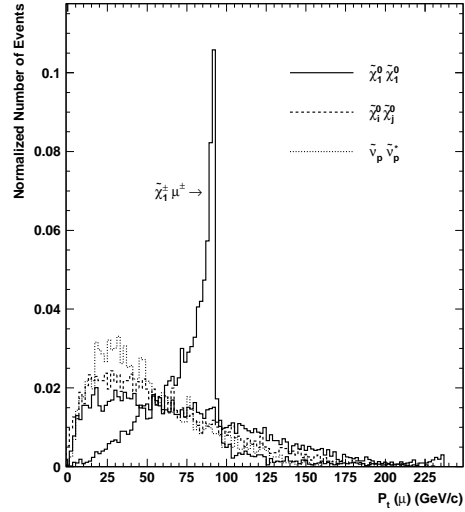


Figure 3.8.2: Highest μ transverse momentum spectrum $P_t(\mu)$ in the \mathcal{R}_p process $e^+e^- \rightarrow \tilde{\chi}_1^\pm \mu^\mp \rightarrow 4\ell + \cancel{E}$ at $\sqrt{s} = 500$ GeV for $\lambda_{121} = 0.05$, $m_{\tilde{\nu}} = 240$ GeV, $m_{\tilde{\chi}_1^+} = 115.7$ GeV.

A detailed study of single chargino production $e^+e^- \rightarrow \tilde{\chi}_1^\pm \mu^\mp$ with subsequent decays $\tilde{\chi}_1^+ \rightarrow \ell^+ \nu \tilde{\chi}_1^0$ and $\tilde{\chi}_1^0 \rightarrow ee\nu_\mu, \mu e\nu_e$ leading to a $4\ell + \cancel{E}$ final state is presented in [36]. The production proceeds via $\tilde{\nu}_\mu$ exchange in the s -channel and $\tilde{\nu}_e$ exchange in the t -channel. Due to the λ_{121} coupling which flips helicity, $\tilde{\chi}_1^-$ production occurs through $e_L^- e_L^+ \rightarrow \tilde{\chi}_1^- \mu^+$ and $\tilde{\chi}_1^+$ production through $e_R^- e_R^+ \rightarrow \tilde{\chi}_1^+ \mu^-$. Figure 3.8.2 shows the distribution of the highest muon transverse momentum. Single chargino production can be easily separated from the background and the pronounced peak in $P_t(\mu)$ can be used to reconstruct the $\tilde{\chi}_1^\pm$ mass. With $\mathcal{L} = 500$ fb $^{-1}$ at $\sqrt{s} = 500$ GeV, values of the \mathcal{R}_p coupling λ_{121} much smaller than present low-energy bounds can be probed for 150 GeV $\leq m_{\tilde{\nu}} \leq 600$ GeV. The sensitivity strongly increases when approaching a resonance, e.g. $m_{\tilde{\nu}} = \sqrt{s'}$ via ISR radiation, where $\lambda_{121} \sim 10^{-4}$ can be reached.

Other \mathcal{R}_p couplings are accessible via the LSP decays. A simulation of $e^+e^- \rightarrow \tilde{\chi}_1^0\tilde{\chi}_1^0$ production with hadronic $\tilde{\chi}_1^0$ decays via λ''_{233} coupling, which lead to 6 jets including 2 b -quark jets, is presented in [37]. Exploiting the overconstrained kinematics of the final state, the SM and SUSY background can be efficiently reduced and the neutralino $\tilde{\chi}_1^0$ can be reconstructed with a mass resolution of $\sim 15\%$ for $m_{\tilde{\chi}_1^0} = 90 - 140$ GeV.

A classification of R_p violating signals in $e^+e^- \rightarrow \tilde{\chi}_1^+\tilde{\chi}_1^-$, $\tilde{\chi}_i^0\tilde{\chi}_j^0$ production, where the LSP decays via λ_{ijk} or λ'_{ijk} couplings, is performed in [38]. The \mathcal{R}_p signature is an excess of events with at least three leptons plus missing energy or jets, which should be easily recognisable over the R_p conserving MSSM and SM expectation.

3.8.2 Bilinear violation of R -parity

A particularly simple form of R -parity breaking is realised by additional bilinear couplings in the superpotential [39]

$$W'_{\mathcal{R}_p} = \epsilon_i L_i H_2, \quad (3.8.2)$$

where L_i and H_2 are the lepton and Higgs superfields. The electroweak symmetry is broken when the two Higgs doublets H_1 and H_2 and the neutral components of the slepton doublets L_i acquire vacuum expectation values. The model breaks lepton number and generates non-zero Majorana neutrino masses, thus providing an elegant mechanism for the origin of neutrino masses. At tree-level only one of the neutrinos gets a mass by mixing with neutralinos, leaving the other two neutrinos massless. While this can explain the atmospheric neutrino problem, to reconcile it with the solar neutrino data requires going beyond the tree-level approximation. A full one-loop calculation of the neutralino-neutrino mass matrix consistent with solar and atmospheric neutrino data was performed in [40].

An interesting feature of this model is, that the semileptonic branching ratios of the neutralino decays $\tilde{\chi}_1^0 \rightarrow \mu q q'$ and $\tilde{\chi}_1^0 \rightarrow \tau q q'$ can be related to the atmospheric neutrino mixing $\sin^2(2\theta_{\text{atm}})$, shown in Fig. 3.8.3 for a variety of \mathcal{R}_p model parameters. Note that in this class of theories neutrino mixing angles can be probed at accelerators.

Another property of this model is that the light stop decays may indicate R -parity violation [41]. The \mathcal{R}_p decay $\tilde{t}_1 \rightarrow b\tau$ can be as important as the R_p conserving three-body decays $\tilde{t}_1 \rightarrow bW\tilde{\chi}_1^0$, $b\tilde{e}^+\tilde{\nu}_e$, $b\tilde{e}^+\nu_e$ and the loop-decay $\tilde{t}_1 \rightarrow c\tilde{\chi}_{1,2}^0$. The main reason is that for $\epsilon_3 \neq 0$ the chargino mixes with the τ lepton. The corresponding mass region is $m_{\tilde{t}_1} \leq 250$ GeV, where it might be difficult to detect the stop at the LHC.

3.9 e^-e^- , $e^-\gamma$ and $\gamma\gamma$ Options

Additional information on the supersymmetry particle spectrum may be obtained when operating TESLA in the e^-e^- , $e^-\gamma$ and $\gamma\gamma$ modes, each with highly polarised beams.

Supersymmetry in e^-e^- collisions is limited to selectron pair production $e^-e^- \rightarrow \tilde{e}^-\tilde{e}^-$ via neutralino exchange. The main interest lies in mass determinations through threshold scans. Selectrons associated to the same helicity, $e^-e^- \rightarrow \tilde{e}_R^-\tilde{e}_R^-$ and $e^-e^- \rightarrow$

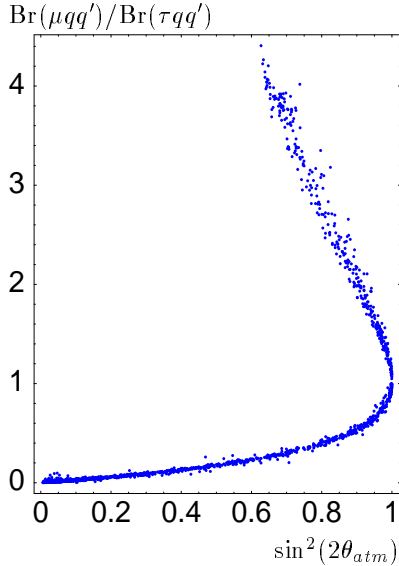


Figure 3.8.3: The branching ratios $Br(\tilde{\chi}_1^0 \rightarrow \mu qq')/Br(\tilde{\chi}_1^0 \rightarrow \tau qq')$ as a function of the atmospheric neutrino mixing $\sin^2(2\theta_{atm})$ for various bilinear \mathbb{R}_p models.

$\tilde{e}_L^- \tilde{e}_L^-$, are produced with angular momentum $J = 0$ leading to a β dependence of the cross section [42], in contrast to the less steep β^3 behaviour in e^+e^- collisions. This apparent advantage, however, is depleted by initial state radiation and beamstrahlung effects, which severely degrade the shape (flattening of the steep rise) and magnitude of the excitation curve at threshold [43]. Given the considerably lower luminosity, it is questionable whether one gets competitive or even more precise mass measurements in comparable running times. An interesting possibility is to search for mixing in the slepton sector (analogous to neutrino mixing) via lepton number violating decays $\tilde{e} \rightarrow \mu \tilde{\chi}^0$, where electron collisions provide a very clean environment.

Higher selectron masses beyond the e^+e^- kinematic limit can be probed by associated production of $e^-\gamma \rightarrow \tilde{e}^- \tilde{\chi}_1^0 \rightarrow e^- \tilde{\chi}_1^0 \tilde{\chi}_1^0$. Further, this process offers an interesting possibility to access the gaugino mass parameter M_1 [44]. Using highly polarised electron and photon beams the cross sections are large and any ambiguities are easily resolved by measuring polarisation asymmetries. With moderate luminosities, the parameter M_1 can be determined within a per cent or better depending on the MSSM scenario. Such measurements combined with those from the chargino sector, see Table 3.3.1, allow a stringent test of the GUT relation $M_1/M_2 = \frac{5}{3} \tan^2 \theta_W$.

In photon collisions the production of charged sfermions, sleptons or squarks, $\gamma\gamma \rightarrow \tilde{\ell}^+ \tilde{\ell}^-$, $\tilde{q}\tilde{q}$ [45] and charginos $\gamma\gamma \rightarrow \tilde{\chi}^+ \tilde{\chi}^-$ [46] are pure QED processes and depend essentially on the sparticle masses and charges (interesting for squarks). Therefore, in contrast to e^+e^- annihilation, the decay mechanisms can be separated from the production, which simplifies an analysis of the relevant SUSY parameters. In general the polarised cross sections are larger than in e^+e^- annihilation up to the kinematic limit, thus allowing to study more subtle effects. Another interesting possibility is resonant stoponium production [47]. The cross section for $\gamma\gamma \rightarrow S$ collisions with total helicity 0 may be quite large and the dominant decay modes to gluons or Higgs pairs easily detectable. Such a resonance would be observable in e^+e^- annihilation at an appreciably lower rate only if the decay to Higgs bosons is dominant.

3.10 Extrapolation of SUSY Parameters to High Energy Scales

In most studies of SUSY models assumptions are made at a high energy scale. In the minimal supergravity model with the input parameters m_0 , $m_{1/2}$, $\tan\beta$, A_0 , $\text{sign}\mu$ at the GUT scale $M_U \simeq 2 \cdot 10^{16}$ GeV, all gauge couplings $\alpha_{1,2,3}$, all gaugino masses $M_{1,2,3}$ and all scalar masses unify at M_U . In the GMSB model one starts from boundary conditions at the messenger scale M_{mess} for the gaugino and scalar masses. The evolution of the parameters down to the electroweak scale is described by the renormalisation group equations.

In order to test these assumptions and models one can also start from the particle spectrum measured at lower energies and extrapolate the corresponding SUSY parameters by RGE to higher energies. Such a ‘bottom–up’ approach is presented in [48]. They analyse in detail the mSUGRA point $m_0 = 200$ GeV, $m_{1/2} = 190$ GeV, $A_0 = 550$ GeV, $\tan\beta = 30$ and $\text{sign}\mu < 0$, which determines the particle spectrum at low energy. From fits to the mass spectrum and cross sections, as given by simulations of TESLA [5] and LHC [49, 50] experiments, one extracts the SUSY parameters including their correlated errors. Typical mass errors are given in Table 3.10.1.

particle	m [GeV]	δm [GeV]	
		LHC	LHC+LC
h^0	109	0.2	0.05
A^0	259	3	1.5
χ_1^+	133	3	0.11
χ_1^0	72.6	3	0.15
$\tilde{\nu}_e$	233	3	0.1
\tilde{e}_1	217	3	0.15
$\tilde{\nu}_\tau$	214	3	0.8
$\tilde{\tau}_1$	154	3	0.7
\tilde{u}_1	466	10	3
\tilde{t}_1	377	10	3
\tilde{g}	470	10	10

Table 3.10.1: *Representative masses and experimental errors used in mSUGRA fits to the mass spectra.*

The extrapolation of the corresponding SUSY parameters from the weak scale to the GUT scale within the mSUGRA scenario are shown in Fig. 3.10.1. It can be seen that the gaugino mass parameters $M_{1,2,3}$ and the slepton mass parameters M_{L_1}, M_{E_1} for the first and second generation are in excellent agreement with unification, due to the

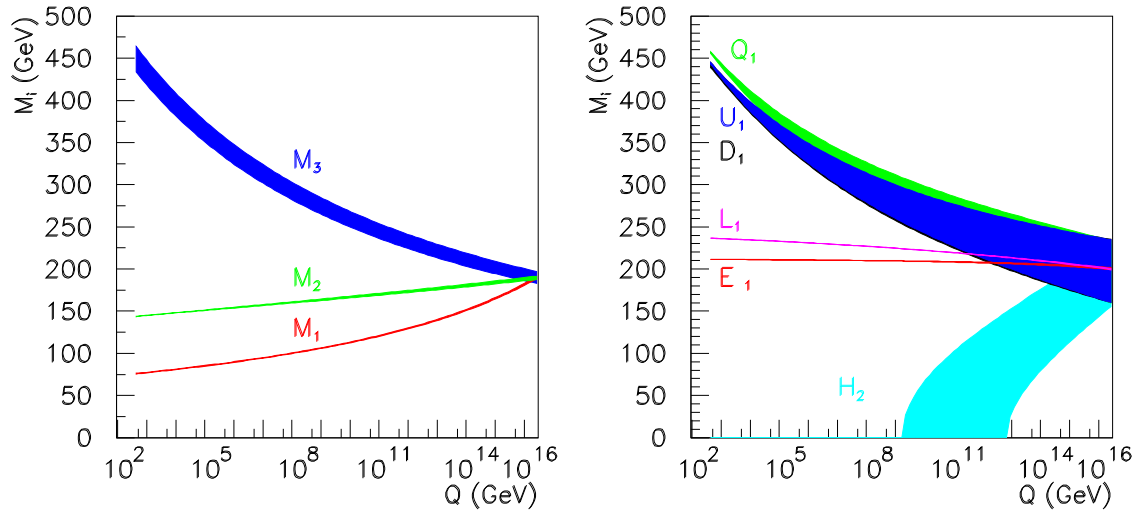


Figure 3.10.1: Evolution of gaugino and sfermion mass parameters in mSUGRA for $m_0 = 200$ GeV, $m_{1/2} = 190$ GeV, $A_0 = 500$ GeV, $\tan \beta = 30$ and $\text{sign } \mu < 0$. The bands indicate 95% CL contours.

precise measurements in the slepton and chargino/neutralino sectors. Using only LHC information would give uncertainties on the unification scale worse by more than an order of magnitude. The squark parameters $M_{Q_1}, M_{U_1}, M_{D_1}$ and the Higgs parameter M_{H_2} , being less well known, still allow to test unification.

To confront the mSUGRA scenario with an alternative one, the analysis was also done for the GMSB model with the parameters $M_{mess} = 2 \cdot 10^5$ TeV, $\Lambda = 28$ TeV, $N_5 = 3$, $\tan \beta = 30$ and $\text{sign } \mu < 0$. The results are shown in Fig. 3.10.2. Note that M_{H_2} approaches the parameter for M_{L_1} at the GMSB scale around 10^8 GeV as both belong to weak isodoublet fields which do not have strong interaction. As one can see one gets a very different picture at high energy scales compared to the mSUGRA model, and obviously both scenarios cannot be confused. Moreover, from both Fig. 3.10.1 and Fig. 3.10.2 one can see that precision data are essential for stable extrapolations to high energy scales.

3.11 Comparison of TESLA with LHC

If supersymmetry is realized at low energies, it will be discovered at the LHC. In particular, squarks and gluinos – if they exist – will be produced abundantly because of their strong interaction. It will be possible to discover gluinos and squarks up to a mass of 2.5 TeV by a variety of distinctive signatures (multiple jets, multi-leptons, etc. + missing energy) [49, 50]. However, at LHC all kinematically accessible SUSY particles (charginos, neutralinos, sleptons) are produced simultaneously either directly or in cascade decays of gluinos and squarks. It is extremely difficult and often impossible to separate the many SUSY processes which can occur. A model independent experimental analysis, aiming at a measurement of the masses and other properties of

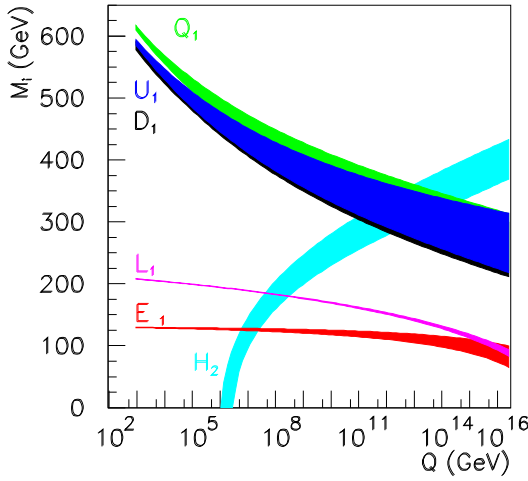


Figure 3.10.2: *Evolution of sfermion mass parameters in a GMSB model for $M_{\text{mess}} = 2 \cdot 10^5 \text{ TeV}$, $\Lambda = 28 \text{ TeV}$, $N_{\text{mess}} = 3$, $\tan \beta = 30$ and $\text{sign } \mu < 0$. The bands indicate 95% CL contours.*

the particles, is essentially precluded. In most cases, one has to invoke model assumptions and to compare the predictions with the experimental distributions. By selecting decay chains, *e.g.* $\tilde{g} \rightarrow q\tilde{q} \rightarrow qq\tilde{\chi}_2^0 \rightarrow qq\ell^+\ell^-\tilde{\chi}_1^0$, it is possible to construct enough kinematic constraints to determine the masses of the primary and daughter particles. Such studies have been performed in a variety of SUSY scenarios [49, 50], covering a large range of model parameters.

Concerning the mass reach, LHC has of course a larger discovery potential for almost all SUSY particles than TESLA due to the high centre of mass energy and will be able to determine particle masses in given scenarios with an accuracy of a few percent. Other sparticle properties, however, remain almost inaccessible.

TESLA, on the other hand, offers far superior measurements of the SUSY particle spectrum within its energy range, specifically:

- a precise determination of particle masses:

$$\Delta m_{\tilde{\chi}^{\pm,0}} = 0.1 - 1 \text{ GeV}, \quad \Delta m_{\tilde{\ell},\tilde{\nu}} = 0.05 - 0.3 \text{ GeV},$$

$$\Delta m_{\tilde{\tau},\tilde{\nu}_{\tau}} = 0.6 \text{ GeV}, \quad \Delta m_{\tilde{t},\tilde{b}} = 1 \text{ GeV}.$$

The high accuracy of masses allows the extrapolation to very high energies (GUT scale) revealing the origin of SUSY breaking.

- precise measurement of the widths and branching ratios
- precise determination of the couplings
- determination of the mixing parameters in the chargino/neutralino sectors
- measurement of the mixing angles in the \tilde{t} and $\tilde{\tau}$ sectors
- determination of $\tan \beta$ in the $\tilde{\tau}$ sector if $\tan \beta > 10$
- determination of the spin and the quantum numbers
- model independent determination of SUSY parameters

- measurement of CP violating phases

It should be emphasised that for all these precision measurements the use of *polarised beams* is important. Polarised e^+ in addition to polarised e^- are especially useful for the separation of \tilde{e}_L and \tilde{e}_R in $\tilde{e}\tilde{e}$ production, and in R -parity violating analyses.

Only via the precision measurements which are possible at TESLA can the underlying SUSY model be revealed and its parameters determined. The input of findings from the LHC will of course be valuable for experimentation at TESLA. It is worth pointing out that precise measurements from TESLA, particularly of the masses of the LSP and sleptons, would greatly improve the quality of the information which LHC can derive from multiple decay chains.

To summarise, from these comparisons it is obvious that the LHC and Linear Collider programmes complement each other. The LHC may discover supersymmetry and constrain its gross features. However, only high precision measurements at the TESLA Linear Collider will be able to pin down the detailed structure of the underlying supersymmetry theory.

Bibliography

- [1] For Reviews see: H.P. Nilles. *Phys. Rept.*, 110:1, 1984;
H.E. Haber and G.L. Kane. *Phys. Rept.*, 117:75, 1985.
- [2] See e.g. DESY Series of e^+e^- Linear Collider Workshops: DESY 92–123A,
DESY 92–123B, DESY 93–123C, DESY 96–123D, DESY 97–123E;
E. Accomando et al. *Phys. Rep.*, 299:1, 1998.
- [3] 2nd Joint ECFA/DESY Study on ‘Physics and Detectors for a Linear
Electron–Positron Collider’,
<http://www.desy.de/conferences/ecfa-desy-lc98.html>;
SUSY working group: <http://wwwhephy.oeaw.ac.at/susy/lcws.html>.
- [4] G. Moortgat-Pick and H. Steiner. Beam Polarization at a Linear Collider: What
do we gain with Positron Polarization. *LC-TH-2000-055*, 2000.
<http://www.desy.de/~lcnotes/electronic> document.
- [5] H.-U. Martyn and G.A. Blair. In Proceedings of ‘Physics and Experiments with
Future Linear e^+e^- Colliders’, Sitges, Spain, 1999, ISBN 84-490-1977-X;
H.-U. Martyn and G.A. Blair. Determination of Sparticle Masses and SUSY
Parameters. *LC-TH-2000-023*, 1999. <http://www.desy.de/~lcnotes/>
electronic document.
- [6] H.-U. Martyn. In ‘Physics at TeV Colliders’, Les Houches, France, 1999;
H.-U. Martyn. Width Effects in Slepton Production $e^+e^- \rightarrow \tilde{\mu}_R^+ \tilde{\mu}_R^-$.
LC-TH-2000-024, 1999. <http://www.desy.de/~lcnotes/electronic> document,
hep-ph/0002290.
- [7] J. Feng and D. Finnell. *Phys. Rev.*, D49:2369–2381, 1994electronic document,
hep-ph/9310211.
- [8] A. Freitas, D. Miller, and P. Zerwas. Finite Width Effects and Gauge Invariance
in Slepton Pair Production. *LC-TH-2001-011*, 2000.
<http://www.desy.de/~lcnotes/electronic> document.
- [9] M. Nojiri, K. Fujii, and T. Tsukamoto. *Phys. Rev.*, D54:6756–6776, 1996.
electronic document, hep-ph/9606370.
- [10] T. Kamon. Proceedings of the 5th Int. Workshop on Physics and Experiments
with Future Linear e^+e^- Colliders (LCWS 2000), Fermilab, Illinois, USA, 2000,
to be published. see also <http://conferences.fnal.gov/lcws2000>.
- [11] S. Choi, et al. *Eur. Phys. J.*, C14:535–546, 2000electronic document,
hep-ph/0002033.
- [12] G. Moortgat-Pick, A. Bartl, H. Fraas, and W. Majerotto. Beam Polarization and
Spin Correlation Effects in Chargino Production and Decay. *LC-TH-2000-033*,
1999. <http://www.desy.de/~lcnotes/electronic> document, hep-ph/0004181.
- [13] T. Blank and W. Hollik. Radiative Corrections to Chargino Production in

-
- Electron Positron Collisions. *LC-TH-2000-054*, 2000.
<http://www.desy.de/~lcnotes/electronic> document, hep-ph/0011092.
- [14] G. Moortgat-Pick, A. Bartl, H. Fraas, and W. Majerotto. *Eur. Phys. J.*, C(7):113, 1999; electronic document
G. Moortgat-Pick, A. Bartl, H. Fraas, and W. Majerotto. Exploiting Spin Correlations in Neutralino Production and Decay with Polarized $e^- e^+$ Beams. *LC-TH-2000-032*, hep-ph/0002253. <http://www.desy.de/~lcnotes/> electronic document.
- [15] S. Hesselbach, F. Franke, and H. Fraas. Neutralino Production with Polarized Beams in Extended Supersymmetric Models. *LC-TH-2000-025*, hep-ph/0003272; <http://www.desy.de/~lcnotes/electronic> document
S. Hesselbach, F. Franke, and H. Fraas. *Phys. Lett.*, B492:140, 2000. electronic document.
- [16] J.L. Kneur and G. Moultaka. *Phys. Rev.*, D59:015005, 1999;
J.L. Kneur and G. Moultaka. *Phys. Rev.*, D61:095003, 2000.
- [17] A. Bartl, H. Eberl, S. Kraml, W. Majerotto, and W. Porod. Phenomenology of Stops, Sbottoms, Tau Sneutrinos, and Staus at an e^+e^- Linear Collider. *LC-TH-2000-031*, 2000. <http://www.desy.de/~lcnotes/electronic> document, hep-ph/0002115.
- [18] M. Drees, K.I. Hikasa. *Phys. Lett.*, B252:127, 1990;
W. Beenakker, R. Höpker, and P.M. Zerwas. *Phys. Lett.*, B349:463, 1995; electronic document
K.I. Hikasa and J. Hisano. *Phys. Rev.*, D54:1908, 1996; electronic document.
- [19] H. Eberl, A. Bartl, and W. Majerotto. *Nucl. Phys.*, B472:481–494, 1996. electronic document, hep-ph/9603206.
- [20] H. Eberl, S. Kraml, and W. Majerotto. *JHEP*, 05:016, 1999; electronic document, hep-ph/9903413.
- [21] R. Keranen, A. Sopczak, H. Nowak, and M. Berggren. *EPJdirect*, C(7):1, 2000. *LC-PHSM-2000-026*; <http://www.desy.de/~lcnotes/electronic> document
A. Sopczak and H. Nowak. Proceedings of the 5th Int. Workshop on Physics and Experiments with Future Linear e^+e^- Colliders (LCWS 2000), Fermilab, Illinois, USA, 2000, to be published. electronic document.
- [22] S. Abdullin et al. ‘Physics at TeV Colliders’, Les Houches, France, 1999: The SUSY Working Group Summary Report, 1999; electronic document, hep-ph/0005142.
- [23] S. Heinemeyer and G. Weiglein. Electroweak Precision Tests with GigaZ. *LC-TH-2001-001*, 2000. <http://www.desy.de/~lcnotes/electronic> document, hep-ph/0012364.
- [24] K. Hikasa and M. Kobayashi. *Phys. Rev.*, D36:724, 1987; electronic document.

-
- [25] W. Porod and T. Wöhrmann. *Phys. Rev.*, D(55):2907, 1997electronic document
W. Porod. *Phys. Rev.*, D(59):095009, 1999electronic document.
- [26] C. Boehm, A. Djouadi, and Y. Mambrini. *Phys. Rev.*, D61:095006, 2000;
electronic document
A. Djouadi and Y. Mambrini. Higher-Order Decays of the Lightest Top Squark.
LC-TH-2000-029, 2000. <http://www.desy.de/~lcnotes>electronic document.
- [27] M. Drees. Dark matter and the SUSY Mass Scale. *LC-TH-2001-013*, 2001.
<http://www.desy.de/~lcnotes/>electronic document, hep-ph/0101217.
- [28] M. Dine, A. Nelson, and Y. Shirman. *Phys. Rev.*, D51:1362–1370, 1995.
electronic document, hep-ph/9408384.
- [29] S. Ambrosanio and G. Blair. *Eur. Phys. J.*, C12:287–321, 2000.
LC-TH-1999-019. <http://www.desy.de/~lcnotes/>electronic document,
hep-ph/9905403.
- [30] L. Randall and R. Sundrum. *Nucl. Phys.*, B557:79–118, 1999.
electronic document, hep-th/9810155.
- [31] G. Giudice, M. Luty, H. Murayama, and R. Rattazzi. *JHEP*, 12:27, 1998.
electronic document, hep-ph/9810442.
- [32] J. Gunion and S. Mrenna. Probing Models with Near Degenracy of the Chargino
and LSP at the Linear Collider. *LC-TH-2001-012*, 2000.
<http://www.desy.de/~lcnotes/>.
- [33] L. Hall and M. Suzuki. *Nucl. Phys.*, B231:419, 1984electronic document.
- [34] S. Lola. Resonant Single Chargino and Neutralino versus Fermion Antifermion
Production at the Linear Collider. *LC-TH-1999-021*, 1998.
<http://www.desy.de/~lcnotes/>electronic document, hep-ph/9912217.
- [35] M. Heyssler, R. Rückl, and H. Spiesberger. In Proceedings of ‘Physics and
Experiments with Future Linear e^+e^- Colliders’, Sitges, Spain, 1999, ISBN
84-490-1977-Xelectronic document, hep-ph/9908319.
- [36] G. Moreau. Single Chargino Production at Linear Colliders. *LC-TH-2000-040*,
2000. <http://www.desy.de/~lcnotes/>electronic document, hep-ph/0009140.
- [37] M. Besancon and G. Moreau. In Proceedings of ‘Physics and Experiments with
Future Linear e^+e^- Colliders’, Sitges, Spain, 1999, ISBN 84-490-1977-X.
electronic document, hep-ph/9909441.
- [38] D. Ghosh, R. Godbole, and S. Raychaudhuri. Signals for Charginos and
Neutralinos in R-Parity Violating Supersymmetric Theory at a 500 GeV e^+e^-
Collider. *LC-TH-2000-051*, 2000. <http://www.desy.de/~lcnotes/>.
electronic document.
- [39] M. Díaz, J. Romão, and J. Valle. *Nucl. Phys.*, B524:23–40, 1998.
electronic document, hep-ph/9706315.

-
- [40] M. Hirsch, M.A. Díaz, W. Porod, J.C. Romão, and J.W.F. Valle. *Phys. Rev.* D62:113008, 2000electronic document
M. Hirsch, M.A. Díaz, W. Porod, J.C. Romão, and J.W.F. Valle. *Phys. Rev.* D61:071703, 2000electronic document.
- [41] W. Porod, D. Restrepo, and J. Valle. Light Stop: MSSM Versus R-Parity Violation. *LC-TH-2000-005*, 2000. <http://www.desy.de/~lcnotes/>.
electronic document, hep-ph/0001033.
- [42] J. Feng. *Int. J. Mod. Phys.*, A13:2319–2328, 1998electronic document, hep-ph/9803319.
- [43] C. Heusch. Talk at LCWS 2000, FNAL, October 2000.
- [44] C. Blochinger and H. Fraas. Possible Test of the GUT Relation between M1 and M2 in Electron Photon Scattering. *LC-TH-2000-017*, 2000.
<http://www.desy.de/~lcnotes/>electronic document, hep-ph/0001034.
- [45] S. Berge, M. Klasen, and Y. Umeda. *Phys. Rev.*, D63:35003, 2001.
electronic document, hep-ph/0008081.
- [46] T. Mayer and H. Fraas. Chargino Production and Decay in Photon Photon Collisions, 2000electronic document, hep-ph/0009048.
- [47] D. Gorbunov, V. Ilyin, and V. Telnov. TESLA: Potentials of Gamma Gamma and e+ e- Options in Stopped Searches, 2000electronic document, hep-ph/0012175.
- [48] G. Blair, W. Porod, and P. Zerwas. *Phys. Rev.*, D63:17703, 2001.
electronic document, hep-ph/0007107.
- [49] I. Hinchliffe et al. *Phys. Rev.*, D55:5520, 1997electronic document
ATLAS: Detector and Physics Performance Technical Design Report, Volume 2. CERN/LHCC/99–15, ATLAS TDR 15.
- [50] S. Abdullin et al. Discovery Potential for Supersymmetry in CMS. *CMS Note 1998/006*, 1998electronic document, hep-ph/9806366.

4 Alternative Theories

4.1 Introduction

Microscopic physics is characterized in the standard formulation by two scales, the electroweak scale of order 10^2 GeV at which the Standard Model is defined, and the Planck scale of order 10^{19} GeV where particle physics and gravity are linked. The large gap between the two scales can be stabilized by supersymmetry. This picture of Nature is strongly supported by the successful prediction of the electroweak mixing angle; however, alternative scenarios are not ruled out.

1.) Extending the Minkowski–Einstein Universe by extra space dimensions not near the Planck scale but at semi-macroscopic scales may change the picture dramatically [Antoniadis; Arkani-Hamed, Dimopoulos, Dvali]. Gravity may become strong in extended space already at the TeV scale and the hierarchy problem, present in the standard picture, is non-existent. Towers of Kaluza–Klein states are realized on the compactified extra dimensions which affect high-energy processes, giving rise to missing-energy signals and new contact interactions, or novel resonances with masses in the TeV range.

The large gap between the scales may also be generated by localizing gravity on a wall different from the wall of the Standard Model in higher space-time dimensions [Randall-Sundrum]. The projection of gravity down to the SM wall is weak, the large Planckian energy scale being reduced exponentially. Kaluza–Klein graviton resonances should be observed at the TeV scale in such a scenario.

Even though all these ideas are highly hypothetical, they open new vistas, in particular on the unsolved theoretical problems in gravity. Observation of effects in high-energy experiments as described above, would revolutionize the basic space-time picture of the world.

2.) So long as the Higgs mechanism is not established firmly, rival theories for generating the masses of the fundamental particles in the Standard Model must be considered seriously. In the standard Standard Model the masses are generated by interactions of the particles with the fundamental Higgs field, being of non-zero field strength in the ground state as a result of spontaneous symmetry breaking. Alternatively, the symmetry breaking could be of dynamical origin as realized in theories of new strong interactions at the TeV scale [Susskind, Weinberg]. The masses of the gauge fields are generated by absorption of Goldstone bosons associated with the breaking of global symmetries.

In such scenarios, the W bosons become strongly interacting particles at high energies. This will affect the production of WW pairs in e^+e^- annihilation, and the

amplitudes for WW scattering in the threshold region of the strong interactions can be predicted. From both effects the scale of the new strong interactions can be determined at a sub-TeV collider. New WW resonances will be observed in the (multi-)TeV mass range. Extending these ideas to fermions generates quite a number of serious difficulties, inflicted by the necessary coexistence of disjunct large scales. They require rather complex theoretical constructs in attempts to solve these problems.

3.) Strong interactions between particles have signalled quite often in the past, hidden composite structures. Solving the problem of mass by new strong interactions naturally raises the question of non-pointlike structures of electroweak gauge bosons, leptons and quarks. Analyzing contact interactions in high-energy e^+e^- scattering experiments will probe or set bounds on the radii of these particles. The same compositeness picture suggests leptoquarks as novel bound states.

Experimentation at TESLA may thus open vistas to new physics areas, “unexpected” in the standard form of non-standard physics.

4.2 Extra Dimensions

A novel approach which exploits the geometry of extra spatial dimensions has recently been proposed [1, 2, 3, 4] as a means of addressing the gauge hierarchy (for a different approach to the link between electroweak symmetry breaking and gravity see Ref. [5]). These models make use of the fact that gravity has yet to be probed at energy scales much above 10^{-3} eV in laboratory experiments. In the scenario of Arkani-Hamed, Dimopoulos and Dvali [1], the apparent hierarchy is generated by a large volume for the extra dimensions, while in the Randall-Sundrum model [3], the observed hierarchy is created by an exponential warp factor which arises from the localization of gravity in a 5-dimensional non-factorizable geometry. Moreover, recent theoretical results have demonstrated that non-commutative field theories naturally appear within the context of string/M-theory [4]. An exciting feature of these three classes of theories is that they afford concrete and distinctive phenomenological, as well as astro-physical, tests. Furthermore, if they truly describe the source of the observed hierarchy, then their signatures should appear in experiments at the TeV scale. We now review these models and discuss their signatures at the TESLA collider.

4.2.1 Gravity at large dimensions

In the scenario of Ref. [1], gravitational interactions become strong near the weak scale and take place mainly in δ new large spatial dimensions, known as the bulk. Since it is known experimentally that the Standard Model fields do not feel the effects of extra dimensions with a compactification scale of less than a few TeV, they are constrained to lie on a $3 + 1$ -dimensional brane, or wall, in the higher dimensional space. Gravity thus appears weak in ordinary 4-dimensional space-time as we only observe its projection onto the wall. The relation between the scales where gravity becomes strong in the $4 + \delta$ and 4-dimensional theories can be derived from Gauss’s

Law and is given by $M_{Pl}^2 = V_\delta M_D^{2+\delta}$, where M_D denotes the fundamental Planck scale in the higher dimensional space, and V_δ is the volume of the compactified dimensions. Setting $M_D \sim 1$ TeV thus determines the size of the extra dimensions for a given value of δ . The case of $\delta = 1$ is ruled out by astronomical data. Cavendish-type experiments have excluded departures from the gravitational inverse square law for length scales exceeding $190 \mu\text{m}$ [6]. For $\delta = 2$ this rules out $M_D < 1.6$ TeV using the mass-scale convention of [7]. In addition, astro-physical and cosmological considerations [8], such as the rate of supernova cooling and the γ -ray flux spectrum, disfavor a value of M_D near the TeV scale for $\delta = 2$.

The Feynman rules for this scenario [7, 9] are obtained by considering a linearized theory of gravity in the bulk. Upon compactification, the bulk gravitational field expands into Kaluza-Klein (KK) towers of gravitons, which are equally spaced and have masses of n/R where n labels the KK excitation level and R denotes the radius of the compactified extra dimensions. Taking $M_D = 1$ TeV, we see that the KK state mass splittings are equal to 5×10^{-4} eV, 20 keV and 7 MeV for $\delta = 2, 4$ and 6, respectively. Note that due to the form of the action the spin-1 KK states do not interact with the wall fields, and that the scalar states are phenomenologically irrelevant for most processes at the TESLA collider. Each state in the spin-2 KK tower, G_n , couples identically to the Standard Model wall fields via the stress energy tensor and the strength of the couplings is given by the inverse 4-d Planck scale, M_{Pl}^{-1} .

4.2.1.1 Graviton emission

There are two classes of collider signatures for gravity at large dimensions, with the first we discuss being that of graviton KK tower emission in scattering processes [7, 10]. The signal process at the TESLA collider is $e^+e^- \rightarrow \gamma/Z + G_n$, where the graviton appears as missing energy in the detector as it behaves as if it were a massive, non-interacting, stable particle. The cross section is computed for the production of a single massive graviton excitation, and then summed over the full tower of KK states. Since the mass splittings of the KK excitations are quite small compared to the collider center of mass energy, this sum can be replaced by an integral weighted by the density of KK states and which is cut off by the specific process kinematics. This has the effect of removing the 4-d Planck scale suppression; the M_{Pl}^{-2} factor which appears from the graviton couplings is exactly cancelled by the M_{Pl}^2 dependence of the phase space integration. The process now scales as simple powers of \sqrt{s}/M_D . It is important to note that due to the effective density of states, the emitted graviton appears to have a continuous mass distribution; this corresponds to the probability of emitting gravitons with different momenta in the extra dimensions. The differential cross-section of $e^+e^- \rightarrow \gamma G$ is given [7] by

$$\frac{d^2\sigma}{dx_\gamma d\cos\theta} = \frac{\alpha S_{\delta-1}}{64M_D^2} \left(\frac{\sqrt{s}}{M_D}\right)^\delta f_{\gamma G}(x_\gamma, \cos\theta) \quad (4.2.1)$$

where $x_\gamma = E_\gamma/E_{\text{beam}}$, δ is the number of extra dimensions and $S_{\delta-1}$ is the surface area of a δ -dimensional sphere of unit radius, with

$$f_{\gamma G}(x, \cos \theta) = \frac{2(1-x)^{\frac{\delta}{2}-1}}{x(1-\cos^2 \theta)} \left[(2-x)^2(1-x+x^2) - 3x^2(1-x)\cos^2 \theta - x^4 \cos^4 \theta \right] \quad (4.2.2)$$

The discovery reach of the TESLA collider for direct graviton production in $e^+e^- \rightarrow \gamma G$ is estimated for an integrated luminosity of 1 ab^{-1} at $\sqrt{s} = 800 \text{ GeV}$. Details of these studies are given in [11] and [12]. The signature is a relatively soft photon and missing energy. The major background is $e^+e^- \rightarrow \nu\bar{\nu}\gamma$ and it is largely irreducible. The following kinematic acceptance cuts are imposed on the photon:

- Within the acceptance of the electromagnetic calorimeter, $\sin \theta_\gamma > 0.1$.
- $p_T > 0.06 E_{\text{beam}}$ in order to reject events with no genuine missing p_T such as $e^+e^- \rightarrow e^+e^-\gamma$ where electrons at polar angles below the mask calorimeter acceptance of 27.5 mrad mimic missing p_T .
- $x_\gamma < 0.625$ in order to reject the energetic photons from $e^+e^- \rightarrow \nu\bar{\nu}\gamma$ which arise from $e^+e^- \rightarrow Z\gamma$.

With these cuts, the accepted cross-sections including ISR and beamstrahlung from $e^+e^- \rightarrow \nu\bar{\nu}\gamma$ for 100% electron polarisation are $\sigma_{e_L^-e^+} = 1.90 \text{ pb}$ and $\sigma_{e_R^-e^+} = 23 \text{ fb}$, evaluated using NUNUGPV [13]. The cross section for left-handed electrons is much enhanced due to the dominance of W exchange contributions in this kinematic region. Other backgrounds have so far been neglected; they will be small but should not be ignored, e.g. $e^+e^- \rightarrow \nu\bar{\nu}\nu\bar{\nu}\gamma$. For the signal, as an example for $M_D = 5 \text{ TeV}$ and $\delta = 2$, the unpolarised accepted Born cross-section without beamstrahlung is 12 fb .

Given the near maximal polarisation asymmetry of the background, polarised beams of appropriate helicity are extremely effective in suppressing the background and therefore extending the reach of the TESLA collider in the quest for evidence of extra dimensions. Fig. 4.2.1 compares the signal cross-sections with the background cross-sections for several polarisation assumptions. Numerical sensitivity estimates shown here are based on a normalisation uncertainty of 0.3% . For completeness, the studies in [11, 12] have also considered normalisation uncertainties varying from 0.1% (optimistic) to 1.0% (conservative). Many sources of systematic error will have to be controlled at quite challenging levels of precision: theoretical error on background cross-section, absolute luminosity, selection efficiency, energy scale and polarisation. However the availability of large control data-sets such as $Z \rightarrow e^+e^-$ and $e^+e^- \rightarrow \gamma\gamma$ should allow detector related systematics to be kept under sufficient control.

The inclusive cross-section measurement is used to estimate the sensitivity. A modest improvement is expected if information on the energy and polar angle distributions is also included. The sensitivity estimates are shown in Table 4.2.1 for numbers of extra dimensions ranging from 2 to 6. By polarising both beams to a high degree, the TESLA collider potential for exploring this physics is maximised.

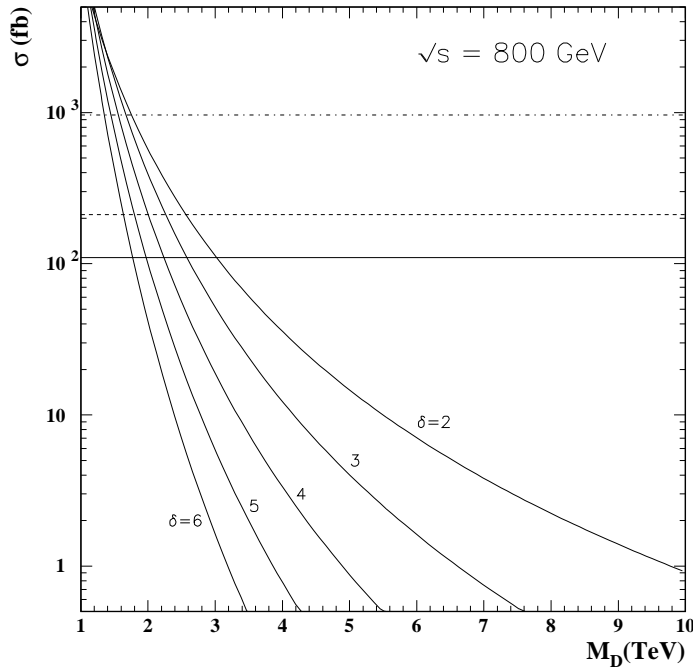


Figure 4.2.1: Total cross sections for $e^+e^- \rightarrow \gamma G$ at $\sqrt{s} = 800$ GeV as a function of the scale M_D for different numbers δ of extra dimensions. These signal cross-sections take into account 80% electron and 60% positron polarisation [14]. The three horizontal lines indicate the background cross-sections from $e^+e^- \rightarrow \nu\bar{\nu}\gamma$ for both beams polarised (solid), only electron beam polarisation (dashed) and no polarisation (dot-dashed). Signal cross-sections are reduced by a factor of 1.48 for the latter two scenarios.

δ	2	3	4	5	6
$M_D(P_{-,+} = 0)$	5.9	4.4	3.5	2.9	2.5
$M_D(P_- = 0.8)$	8.3	5.8	4.4	3.5	2.9
$M_D(P_- = 0.8, P_+ = 0.6)$	10.4	6.9	5.1	4.0	3.3

Table 4.2.1: Sensitivity (95% CL) in mass scale M_D in TeV for direct graviton production in $e^+e^- \rightarrow \gamma G$ for various values of δ taking a 0.3% normalisation error.

At the LHC, direct graviton production can be explored using the signature of $pp \rightarrow jet G$. However for certain values of (M_D, δ) , the partonic centre-of-mass energy can exceed M_D and the effective low energy theory approach breaks down at LHC. A recent study [15] of the LHC potential with the ATLAS experiment shows that in 100 fb^{-1} , direct graviton production can be discovered at at least 5σ for M_D in the ranges shown in Table 4.2.2 for $\delta = 2, 3$ and 4. However the effective theory approach breaks down at LHC for $\delta \geq 5$ and for M_D values below the given ranges when $\delta = 2, 3$ and 4. At TESLA, if $\sqrt{s}_{e^+e^-} \ll M_D$ the effective theory approach should be valid and the

measured single photon cross-section can be used to constrain (M_D, δ) . TESLA offers a more model-independent test of this theory while the LHC may be in the string theory regime whose phenomenology is perhaps rich but presently unknown. For regions which can be compared, as shown in Table 4.2.2, the $5\text{-}\sigma$ discovery reach in M_D for TESLA and the LHC is similar.

δ	2	3	4	5	6
LHC	4.0—7.5	4.5—5.9	5.0—5.3	none	none
TESLA	0.5—7.9	0.5—5.6	0.5—4.2	0.5—3.4	0.5—2.9

Table 4.2.2: *The range of M_D values in TeV which can lead to a discovery at at least 5σ for direct graviton production at LHC (ATLAS study) and TESLA with both beams polarised.*

Anomalous single photon signatures at TESLA and monojet signatures at LHC can both arise from many types of new physics other than extra dimensions. Therefore measurement of processes sensitive to direct graviton production with complementary initial and final states would help to confirm whether the correct diagnosis had been made. At TESLA, the process $e^+e^- \rightarrow ZG$ can be explored in e^+e^- collisions; however the sensitivity relative to $e^+e^- \rightarrow \gamma G$ is rather limited [16]. A more promising channel is $e^-\gamma \rightarrow e^-G$ [17].

If extra dimensions are the cause of the anomalous single photon rate, the \sqrt{s} dependence of the cross-section should follow $\sigma \propto (\sqrt{s})^\delta$. Fig. 4.2.2 illustrates how a measurement of an excess of single photon events at $\sqrt{s} = 500$ GeV together with a measurement at $\sqrt{s} = 800$ GeV can be used to determine the number of extra dimensions. Determination of the number of extra dimensions is possible with this data-taking scenario for excess cross-sections at 500 GeV down to 5.3 ± 0.8 fb. This cross-section is equivalent to $M_D = 5.1$ TeV for $\delta = 2$ and for these values, one would exclude $\delta = 3$ on average at 99% CL. Inconsistency with the expected \sqrt{s} dependence, i. e. excluding integer values of δ , would exclude the extra dimensions interpretation.

The LHC and TESLA therefore have valuable complementary roles to play in experimentally testing theories with extra space dimensions.

4.2.1.2 Virtual effects

The second class of processes considered here is that of graviton exchange [7, 9, 18] in $2 \rightarrow 2$ scattering. This virtual exchange mechanism leads to deviations in cross sections and asymmetries in Standard Model processes, such as $e^+e^- \rightarrow f\bar{f}$, and can also mediate new processes which are not present at tree-level in the Standard Model, such as $e^+e^- \rightarrow hh$, or $\tilde{g}\tilde{g}$. The exchange amplitude is proportional to the sum over the propagators for the entire graviton KK tower and, again, can be converted to an

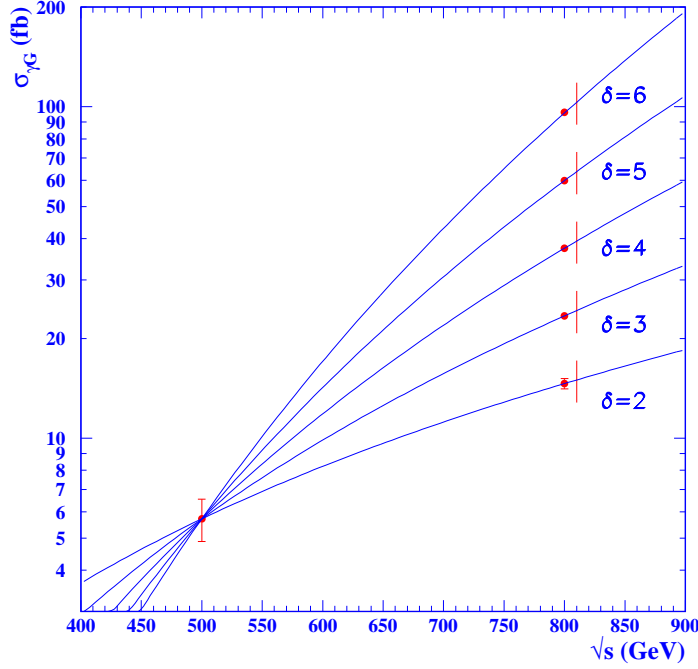


Figure 4.2.2: *Determining δ from anomalous single photon cross-section measurements at $\sqrt{s} = 500$ GeV and 800 GeV. The sensitivity shown corresponds to integrated luminosities of 500fb^{-1} at $\sqrt{s} = 500$ GeV and 1ab^{-1} at $\sqrt{s} = 800$ GeV with 80% electron and 60% positron polarisation with a cross-section at 500 GeV equivalent to $M_D = 5$ TeV if $\delta = 2$. The points with error bars show the measurements one could expect. The smooth curves show the cross-section dependence on \sqrt{s} for the central value of the 500 GeV cross-section measurement under the hypotheses of $\delta = 2, 3, 4, 5$ and 6. The vertical lines adjacent to the 800 GeV measurements indicate the range that would be consistent within $\pm 1\sigma$ with the 500 GeV measurement.*

integral over the density of states. However, in this case the integral is divergent for $\delta > 1$ and thus introduces a sensitivity to the unknown ultraviolet physics. Several approaches have been proposed to regulate this integral. Here, we adopt the most model independent approach, that of a naive cut-off [7, 9, 18], and set the cut-off equal to M_D . Assuming that the integral is dominated by the lowest dimensional local operator, which is dimension-8, this results in a contact-type interaction limit for graviton exchange. This is described in the matrix element for s -channel $2 \rightarrow 2$ scattering by the replacement

$$\frac{1}{8\overline{M}_{Pl}^2} \sum_{n=1}^{\infty} \frac{1}{s - m_n^2} \rightarrow \frac{\lambda}{M_D^4} \quad (4.2.3)$$

with corresponding substitutions for t - and u -channel scattering. Here \overline{M}_{Pl} represents the reduced Planck scale $\overline{M}_{Pl} = M_{Pl}/\sqrt{8\pi}$, m_n is the mass of the n^{th} graviton KK excitation, and λ is a model dependent factor, which we take to be of order unity and of either sign. This substitution is universal for all final states. The resulting angular distributions for fermion pair production are quartic in $\cos\theta$ and thus provide a unique

signal for spin-2 exchange. We present an example of this in Figs. 4.2.3 and 4.2.4 which display the angular distribution and Left-Right asymmetry in $b\bar{b}$ production for $M_D = 2$ TeV and $\sqrt{s} = 500$ GeV. The two dashed histograms correspond to the two choices of sign for λ . Table 4.2.3 presents the sensitivities in M_D in $\mu^+\mu^-$, $b\bar{b}$, $c\bar{c}$ final states. Combining all final states TESLA will be sensitive up to $M_D = 8$ TeV at $\sqrt{s} = 800$ GeV [19].

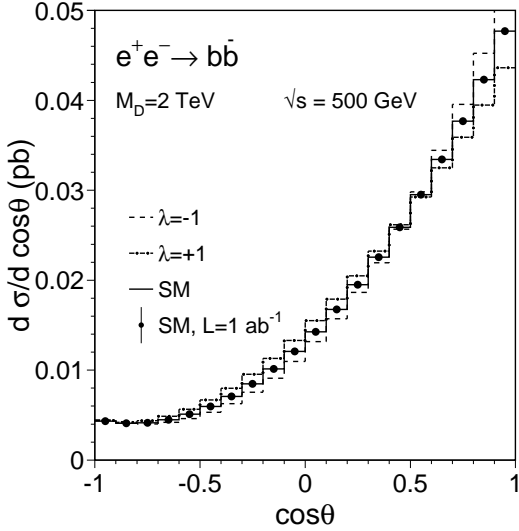


Figure 4.2.3: Angular distribution for $e^+e^- \rightarrow b\bar{b}$. The solid histogram represents the Standard Model, while the dashed ones are for $M_D = 2$ TeV with $\lambda = \pm 1$ [19].

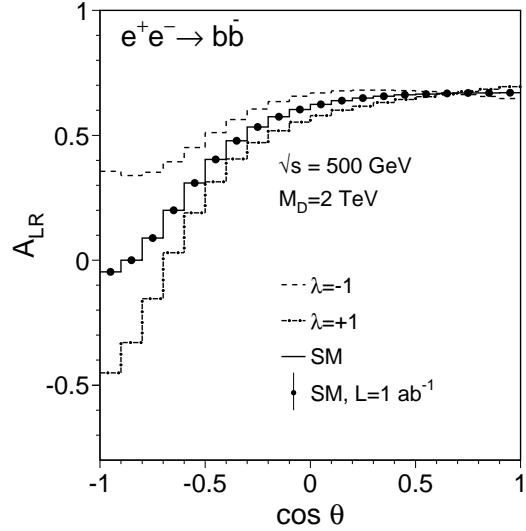


Figure 4.2.4: Left-Right asymmetry for $e^+e^- \rightarrow b\bar{b}$. The solid histogram represents the Standard Model, while the dashed ones are for $M_D = 2$ TeV with $\lambda = \pm 1$ [19].

	M_D [TeV]	
	$\sqrt{s} = 0.5$ TeV	$\sqrt{s} = 0.8$ TeV
$e^+e^- \rightarrow \mu^+\mu^-$	4.1	5.8
$e^+e^- \rightarrow b\bar{b}$	5.0	7.1
$e^+e^- \rightarrow c\bar{c}$	5.1	7.1
combined	5.6	8.0

Table 4.2.3: Sensitivity (95% CL) in M_D for indirect effects in $\mu^+\mu^-$, $b\bar{b}$ and $c\bar{c}$ production [19].

It should be noted that the best limits, as phenomenologically calculated, on M_D in the model of Ref. [1] may arise from virtual graviton exchange in $\gamma\gamma \rightarrow W^+W^-$. The reach in M_D at a $\gamma\gamma$ collider can be estimated to be about $11\sqrt{s_{e^+e^-}}$ [20].

In a certain class of models with extra dimensions compactified at the TeV scale

the SM fields can also explore the extra dimensions [2, 21]. For $\delta = 6$ extra dimensions this translates into a fundamental quantum gravity scale M_D of about 8000 TeV. This scenario can lead to superparticle mass of the order of the electroweak scale. Since the scale M_D is large, direct quantum effects of gravity will be inaccessible at TESLA. However, these models exhibit spin 1 excitation states of the SM gauge bosons γ, Z, W, g , called “Kaluza–Klein recurrences”. By means of the process $e^+e^- \rightarrow \mu^+\mu^-$ TESLA can reach a sensitivity in the compactification scale $1/R$ beyond 10 TeV at high energy and high luminosity [21] [corresponding to scales $M_D \gtrsim 45000$ TeV for $\delta = 6$]. This turns out to be significantly larger than the sensitivity $1/R \sim 6$ TeV, which can be reached at the LHC by means of dilepton production $pp \rightarrow \ell^+\ell^-X$ [21].

4.2.2 Randall–Sundrum model

In the Randall–Sundrum model the hierarchy is generated by an exponential function of the compactification radius. In its simplest form, this model consists of a 5-dimensional non-factorizable geometry based on a slice of Anti-de-Sitter (AdS_5) space of length πr_c , where r_c denotes the compactification radius. Two 3-branes, with equal and opposite tensions, reside rigidly at S_1/Z_2 orbifold fixed points at the boundaries of the AdS_5 slice. The 5-dimensional Einstein’s equations permit a solution which preserves 4-d Poincaré invariance with the metric

$$ds^2 = e^{-2kr_c|\phi|} \eta_{\mu\nu} dx^\mu dx^\nu - r_c^2 d\phi^2, \quad (4.2.4)$$

where $0 \leq |\phi| \leq \pi$. Here, k is the AdS_5 curvature scale which is of order the Planck scale and is determined by the bulk cosmological constant $\Lambda_5 = -24M_5^3 k^2$, where M_5 is the 5-d Planck scale. Examination of the 4-d effective action yields $\overline{M}_{Pl}^2 = (1 - e^{-2kr_c\pi})M_5^3/k$. The scale of physical phenomena as realized by the 4-d flat metric transverse to the 5th dimension is specified by the exponential warp factor. TeV scales can naturally be attained on the 3-brane at $\phi = \pi$ if gravity is localized on the Planck brane at $\phi = 0$ and $kr_c \simeq 11 - 12$. The scale of physical processes on this TeV-brane is then $\Lambda_\pi \equiv \overline{M}_{Pl} e^{-kr_c\pi} \sim 1$ TeV. It has been demonstrated [22] that this value of kr_c can be stabilized without the fine tuning of parameters.

The 4-d phenomenology of this model is governed by 2 parameters, Λ_π and the ratio k/\overline{M}_{Pl} , where constraints on the 5-d curvature $|R_5| = 20k^2 < M_5^2$ suggest that $k/\overline{M}_{Pl} < 0.1$. The Feynman rules are also obtained by a linear expansion of the flat metric, which in this case includes the warp factor. On the TeV-brane, the resulting KK tower of gravitons now have masses given by $m_n = x_n k e^{-kr_c\pi} = x_n \Lambda_\pi k/\overline{M}_{Pl}$ with the x_n being the roots of the first-order Bessel function, *i.e.* $J_1(x_n) = 0$. Note that the first excitation is naturally of order a few hundred GeV and that the KK states are not evenly spaced. Due to the explicit form of the interactions of the KK tower with the Standard Model fields on the TeV-brane the zero-mode decouples and the excitation state couplings are now an inverse TeV. This results in a strikingly different phenomenology than in the above case of large extra dimensions, as now the graviton KK tower states can undergo single, direct, resonance production. To exhibit how the tower of graviton excitations may appear at the TESLA collider, Fig. 4.2.5 displays

the cross section for $e^+e^- \rightarrow \mu^+\mu^-$ as a function of \sqrt{s} , assuming $m_1 = 600$ GeV and taking various values of k/\overline{M}_{Pl} for purposes of demonstration. Searches for the first KK resonance in Drell-Yan and di-jet data at the Tevatron already place non-trivial constraints [23] on the parameter space of this model. If the KK gravitons are too massive to be produced directly, their contributions to fermion pair production may still be felt via virtual exchange. Since in this case there is only one additional dimension, the uncertainties associated with the introduction of a cut-off do not appear, as opposed to the model of Ref. [1] as discussed above. As shown in Ref. [23], scales of order $\Lambda_\pi = 1 - 10$ TeV may be excluded for $k/\overline{M}_{Pl} = 0.01 - 1.0$ at a 500 GeV TESLA collider with 500 fb^{-1} of integrated luminosity. Lastly, we note that if the Standard Model fields are also allowed to propagate in the bulk [24], the phenomenology can be markedly different, and is highly dependent upon the value of the 5-dimensional fermion mass, which is of order of the Planck mass and thus different from the effective fermion mass in 4 dimensions.

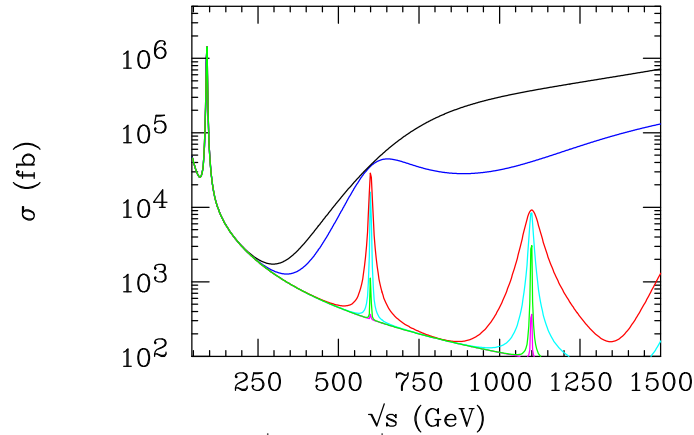


Figure 4.2.5: *The cross section for $e^+e^- \rightarrow \mu^+\mu^-$ including the exchange of a KK tower of gravitons with $m_1 = 600$ GeV. From top to bottom the curves correspond to $k/\overline{M}_{Pl} = 1.0, 0.7, 0.5, 0.3, 0.2$ and 0.1 .*

4.2.3 Non-commutative quantum field theory (NCQFT)

In models of NCQFT the usual δ -dimensional space associated with commuting space-time coordinates is generalized to one which is non-commuting. In such a space the conventional coordinates are represented by operators which no longer commute,

$$[\hat{X}_\mu, \hat{X}_\nu] = i\theta_{\mu\nu} \equiv \frac{i}{\Lambda_{NC}^2} c_{\mu\nu}. \quad (4.2.5)$$

Here, we have parameterized the effect in terms of an overall scale Λ_{NC} , which characterizes the threshold where non-commutative (NC) effects become important, and a real antisymmetric matrix $c_{\mu\nu}$, whose dimensionless elements are presumably of order unity. The most likely value of Λ_{NC} is probably near the string or Planck scale, however, given the possibility of the onset of stringy effects at the TeV scale, and that the

fundamental Planck scale may be lower due to the existence of large extra dimensions as discussed above, it is feasible that NC effects could also set in at a TeV. There is a clear relation between the matrix $c_{\mu\nu}$ and the Maxwell field strength tensor $F_{\mu\nu}$ as NCQFT arises in string theory through the quantization of strings as described by the low energy excitations of D-branes in the presence of background electromagnetic fields^{1,2}. $c_{\mu\nu}$ is identical in all reference frames, defining a preferred NC direction in space, and hence Lorentz invariance is violated at energies of order Λ_{NC} . However, due to the rotation of the Earth and its revolution about the Sun, the violation of Lorentz invariance is only observable in processes which are quadratic (or higher order even powers) in $\theta_{\mu\nu}$.

A striking consequence of NCQFT is that the NC version of QED takes on a non-abelian nature in that both 3-point and 4-point photon couplings are generated. In addition, all QED vertices pick up additional phase factors which are dependent upon the momenta flowing through the vertex. NCQED thus has striking effects in QED processes at the TESLA collider. The modifications to pair annihilation, Bhabha and Møller scattering, as well as $\gamma\gamma \rightarrow \gamma\gamma$ have been studied in Ref. [25]. Pair annihilation and $\gamma\gamma$ scattering both receive new diagrammatic contributions due to the non-abelian couplings, and all four processes acquire a phase dependence due to the relative interference of the vertex kinematic phases. The lowest order correction to the Standard Model to these processes occurs at dimension 8. The most interesting result is that a ϕ angular dependence is induced in $2 \rightarrow 2$ scattering processes due to the existence of the NC preferred direction in space-time. This azimuthal dependence in pair annihilation is illustrated in Fig. 4.2.6 for the case where the NC direction is perpendicular to the beam axis. The results of Ref. [25] are summarized in Table 4.2.4 which displays the 95% CL search reach for the NC scale in these four reactions. We see that these processes are complementary in their ability to probe different structures of non-commuting space-time. These results indicate that NCQED can be probed to scales of order a TeV, which is where one would expect NCQFT to become relevant if stringy effects of the fundamental Planck scale are also at a TeV.

4.3 Strong Electroweak Symmetry Breaking

In the absence of a light Higgs particle or other low lying resonances, unitarity requires that the interaction among gauge bosons becomes strong at high energies. In this case, the physics of electroweak symmetry breaking (EWSB) below the symmetry breaking scale $\Lambda_{\text{EWSB}} = 4\pi v \approx 3 \text{ TeV}$ is described by the most general effective Lagrangian for the Goldstone bosons required by the spontaneous $\text{SU}(2)_L \otimes \text{U}(1)_Y \rightarrow \text{U}(1)_Q$ breaking. This Lagrangian describes the physics of longitudinal gauge bosons and its parameters can be probed in their interactions. Effective field theory allows to explore the multidimensional parameter space systematically, where the course of this exploration is

¹NCQFT has been formulated so far only for QED. Extensions to $\text{SU}(N)$ theories including quarks are studied presently.

²Astrophysical bounds have not been derived so far in a consistent way.

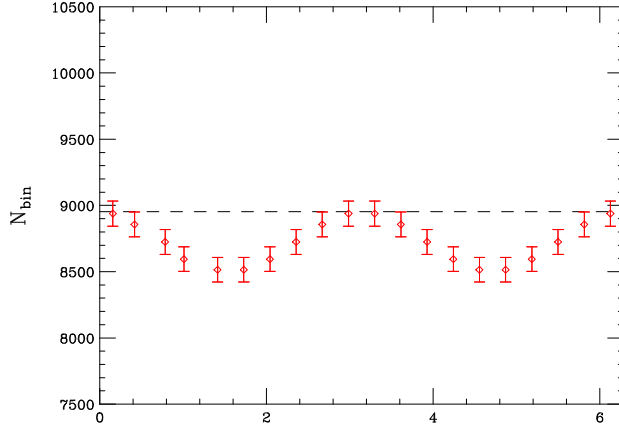


Figure 4.2.6: ϕ dependence of the $e^+e^- \rightarrow \gamma\gamma$ cross section, taking $\Lambda_{NC} = \sqrt{s} = 500$ GeV and a luminosity of 500 fb^{-1} . A cut of $|\cos\theta| < 0.5$ has been employed. The dashed line corresponds to the SM expectations and the ‘data’ points represent the NCQED results.

Process	Structure Probed	Bound on Λ_{NC}
$e^+e^- \rightarrow \gamma\gamma$	Space-Time	740 – 840 GeV
Møller Scattering	Space-Space	1700 GeV
Bhabha Scattering	Space-Time	1050 GeV
$\gamma\gamma \rightarrow \gamma\gamma$	Space-Time	700 – 800 GeV
	Space-Space	500 GeV

Table 4.2.4: Summary of the 95% CL search limits on the NC scale Λ_{NC} from the various processes considered above at a 500 GeV e^+e^- TESLA collider with an integrated luminosity of 500 fb^{-1} .

laid out using power counting, dimensional analysis and symmetry.

All deviations of the ρ -parameter from the minimal Standard Model tree level value of unity that have been observed by the LEP1/SLC experiments can naturally be accounted for by loop corrections in the minimal Standard Model itself. Therefore, the EWSB sector appears to have an approximate global $SU(2)_c$ custodial symmetry, protecting the ρ -parameter from renormalisation, that is only broken by the hypercharge couplings of the Goldstone bosons. Hence it is reasonable to look for possible $SU(2)_c$ -conserving deviations from the Standard Model predictions first.

The luminosity and centre of mass energy of TESLA will allow experiments to probe the interactions of weak gauge bosons with unprecedented precision, so that the nature of EWSB can be determined even in a scenario without light resonances. For this purpose, the couplings of three gauge bosons WWZ and $WW\gamma$ can be studied comprehensively in the production of four-fermion final states, using methods established at LEP2. The interactions of four gauge bosons can be analysed by disentangling the final states $\nu\bar{\nu}W^+W^-$, $\bar{\nu}e^-W^+Z$, $e^+\nu ZW^-$, and $\nu\bar{\nu}ZZ$ in six fermion production $e^+e^- \rightarrow 6f$. A convenient basis for the analysis of weak gauge boson scattering is provided by the weak isospin channels. This analysis can be completed by measuring the purely $I = 2$ channel $e^-e^- \rightarrow \nu\nu W^-W^-$, which is accessible in the e^-e^- mode of TESLA. Finally,

GigaZ will contribute substantially improved limits on LEP1/SLC oblique corrections, which will provide the best constraints in one direction of parameter space.

In addition to model independent analyses of effective Lagrangians for the EWSB sector, specific models for the EWSB can be studied. These models typically include vector and scalar resonances, whose properties can be determined at TESLA.

4.3.1 Strong WW Interactions

Assuming only spontaneous $SU(2)_L \otimes U(1)_Y \rightarrow U(1)_Q$ symmetry breaking, the most general (C and P conserving) effective Lagrangian contains 10 dimension-four interactions [26]. As mentioned above, $SU(2)_c$ appears to be conserved in EWSB and a natural strategy for multiparameter fits is to start the systematic exploration with the $SU(2)_c$ invariant¹ and linearly breaking operators. In the notation of [26], these are

$$L_1 = \frac{\alpha_1}{16\pi^2} \frac{gg'}{2} B_{\mu\nu} \text{tr}(\sigma_3 W^{\mu\nu}) \quad (4.3.1a)$$

$$L_2 = \frac{\alpha_2}{16\pi^2} ig' B_{\mu\nu} \text{tr}(\sigma_3 V^\mu V^\nu) \quad (4.3.1b)$$

$$L_3 = \frac{\alpha_3}{16\pi^2} 2ig \text{tr}(W_{\mu\nu} V^\mu V^\nu) \quad (4.3.1c)$$

$$L_4 = \frac{\alpha_4}{16\pi^2} \text{tr}(V_\mu V_\nu) \text{tr}(V^\mu V^\nu) \quad (4.3.1d)$$

$$L_5 = \frac{\alpha_5}{16\pi^2} \text{tr}(V_\mu V^\mu) \text{tr}(V_\nu V^\nu), \quad (4.3.1e)$$

where $W_{\mu\nu} = (\partial_\mu W_\nu^i - \partial_\nu W_\mu^i + g\epsilon^{ijk} W_\mu^j W_\nu^k) \frac{\sigma^i}{2}$ and V_μ simplifies to $-ig\frac{\sigma^i}{2} W_\mu^i + ig'\frac{\sigma^3}{2} B_\mu$ in unitarity gauge. The remaining five operators consist of four that break $SU(2)_c$ quadratically with two explicit σ_3 s and one that breaks it quartically with four explicit σ_3 s. Since $SU(2)_c$ appears to be approximately conserved in EWSB, its breaking must be governed by a higher scale $\Lambda_F > \Lambda_{\text{EWSB}}$, probably related to flavour physics. Then each explicit σ_3 is naturally suppressed by one power of a small ratio $\Lambda_{\text{EWSB}}/\Lambda_F$. This observation justifies to start the exploration with the operators (4.3.1). The coefficients α_i in (4.3.1) are related to scales of new physics Λ_i^* by naive dimensional analysis (NDA) [28]

$$\frac{\alpha_i}{16\pi^2} = \left(\frac{v}{\Lambda_i^*} \right)^2, \quad (4.3.2)$$

where the Fermi scale $v = 246 \text{ GeV}$ is fixed by low energy weak interactions. In the absence of resonances that are lighter than $4\pi v$, one expects from NDA in a strongly interacting symmetry breaking sector

$$\Lambda_i^* \approx \Lambda_{\text{EWSB}} = 4\pi v \approx 3 \text{ TeV}, \quad \text{i.e. } \alpha_i \approx \mathcal{O}(1), \quad (4.3.3)$$

¹The operators $L_{4,5}$ are explicitly $SU(2)_c$ invariant, but they do contribute to the renormalisation of the $SU(2)_c$ violating dimension-two operator [26, 27]. This induces a deviation of the ρ -parameter from unity at loop level, but the resulting limits on $\alpha_{4,5}$ from LEP1/SLC are not competitive with the direct measurements discussed below.

unless some couplings are naturally suppressed by symmetries (e. g. $SU(2)_c$). Therefore, the crucial benchmark for a linear collider from strong EWSB physics is given by this natural size of the couplings, in order to be able to probe the EWSB sector in any realistic scenario.

4.3.1.1 Final states with four fermions

Three of the operators in (4.3.1) contribute to triple gauge couplings (TGCs) at tree level

$$L_{\text{TGC}} = L_1 + L_2 + L_3. \quad (4.3.4)$$

Of these, L_3 conserves the approximate $SU(2)_c$, while $L_{1,2}$ break it linearly. The customary anomalous TGCs [29] are related to the coefficients of the effective Lagrangian via

$$g_1^Z = 1 + \frac{e^2}{\cos^2 \theta_w (\cos^2 \theta_w - \sin^2 \theta_w)} \frac{\alpha_1}{16\pi^2} + \frac{e^2}{\sin^2 \theta_w \cos^2 \theta_w} \frac{\alpha_3}{16\pi^2} \quad (4.3.5a)$$

$$\kappa_Z = 1 + \frac{2e^2}{\cos^2 \theta_w - \sin^2 \theta_w} \frac{\alpha_1}{16\pi^2} - \frac{e^2}{\cos^2 \theta_w} \frac{\alpha_2}{16\pi^2} + \frac{e^2}{\sin^2 \theta_w} \frac{\alpha_3}{16\pi^2} \quad (4.3.5b)$$

$$\kappa_\gamma = 1 - \frac{e^2}{\sin^2 \theta_w} \frac{\alpha_1}{16\pi^2} + \frac{e^2}{\sin^2 \theta_w} \frac{\alpha_2}{16\pi^2} + \frac{e^2}{\sin^2 \theta_w} \frac{\alpha_3}{16\pi^2}. \quad (4.3.5c)$$

The transformation (4.3.5) is singular and the resulting anomalous couplings satisfy

$$(\Delta g_1^Z - \Delta \kappa_Z) \cdot \cos^2 \theta = \Delta \kappa_\gamma \cdot \sin^2 \theta. \quad (4.3.6)$$

Only two dimensions of the $\alpha_{1,2,3}$ parameter space can be determined directly in processes with TGCs, such as four-fermion production. The blind direction

$$(\alpha_1, \alpha_2, \alpha_3)_{\text{blind}} \propto (\cos^2 \theta_w - \sin^2 \theta_w, \cos^2 \theta_w, -\sin^2 \theta_w) \quad (4.3.7)$$

in the parameter space can not be constrained from TGCs alone.

The simulation of TGC measurements at TESLA summarised in Fig. 5.1.5 and [30] can be used to perform fits of pairs of parameters with the third parameter fixed. The results for (α_2, α_3) with $\alpha_1 = 0$ are collected in Table 4.3.1, showing that the benchmarks (4.3.3) are reached easily. The results of Table 4.3.1 can be combined with the parameters of the blind direction (4.3.7) to obtain the allowed volume in three dimensional parameter space. Fig. 4.3.1 shows the projections for 1000 fb^{-1} polarised scattering at 800 GeV. The limits scale with integrated luminosity as $\Delta \alpha_i \propto (\int \mathcal{L})^{-1/2}$ since the measurement is dominated by statistics [30].

Additional independent measurements constrain the parameters further. L_1 contributes to LEP1/SLC oblique electroweak corrections at tree level as $\Delta S = -\alpha_1/(2\pi)$ resulting in $\Delta \alpha_1 = 0.69$ at 68 % C.L. (cf. Fig. 5.1.10). The constraint on S (or ϵ_3 , respectively) can be improved by more than a factor of two at GigaZ (cf. Fig. 5.1.10). This observation motivates the blowup of the (α_2, α_3) -plane in the lower right corner

$\alpha_1 = 0$	$P_{e^-} = 80\%, P_{e^+} = 0\%$		$P_{e^-} = 80\%, P_{e^+} = 60\%$	
\sqrt{s}	500 GeV	800 GeV	500 GeV	800 GeV
$\int \mathcal{L} dt$	500 fb ⁻¹	1000 fb ⁻¹	500 fb ⁻¹	1000 fb ⁻¹
$\Delta\alpha_2$	0.329	0.127	0.123	0.090
$\Delta\alpha_3$	0.143	0.071	0.083	0.048
Λ_2^*	5.4 TeV	8.7 TeV	8.8 TeV	10.3 TeV
Λ_3^*	8.2 TeV	11.6 TeV	10.7 TeV	14.1 TeV

Table 4.3.1: 68% C.L. sensitivities for the strong EWSB parameters (α_2, α_3), assuming $\alpha_1 = 0$, in a study of TGCs at a TESLA experiment, with and without positron polarisation [30]. Results without the constraint $\alpha_1 = 0$ are presented in Fig. 4.3.1 and in the text on page 103.

of Fig. 4.3.1, where the blind direction is removed by the expected limits on α_1 from the measurement of ϵ_3 at GigaZ (the dark and light areas correspond to fits with and without the constraint $\epsilon_2 = \epsilon_2(\text{SM})$, respectively). The resulting conservative limits $\Delta\alpha_2 = 0.5$ and $\Delta\alpha_3 = 0.2$, i. e. $\Lambda_2^* = 4.4$ TeV and $\Lambda_3^* = 6.9$ TeV, still probe the EWSB parameters at their natural size (4.3.3). The size of these constraints is of the order of electroweak radiative corrections and further theoretical studies of the systematics of non leading corrections will be useful.

In addition, L_3 contributes to quartic gauge boson interactions. However, limits on α_3 derived from measurements of quartic couplings can not be expected to improve the limits from the other two measurements (cf. Table 4.3.3). Instead, they will provide important consistency checks.

In summary, the limits on the TGCs translate to a physics reach of

$$\Lambda_i^* \approx 5 \text{ TeV} > \Lambda_{\text{EWSB}} \approx 3 \text{ TeV} \quad (4.3.8)$$

for the EWSB sector in W pair production at TESLA. However, this naive translation should only be understood as confirmation that *any reasonable scenario* for the symmetry breaking sector can be probed in detail, since new physics is to be expected in the symmetry breaking sector *below* these scales at Λ_{EWSB} .

It is worth pointing out that the measurements at the linear collider probe the coefficients of the effective Lagrangian directly and do *not* depend on *ad-hoc* unitarisation prescriptions. In particular, all momenta remain in the region where the momentum expansion in $\sqrt{s}/\Lambda_i < 1$ converges. Fig. 5.1.6 shows that a TESLA experiment has an advantage over LHC for $\kappa_{\gamma,Z}$, while being competitive for $\lambda_{\gamma,Z}$. Therefore TESLA is particularly powerful for constraining the strong EWSB parameters $\alpha_{1,2,3}$.

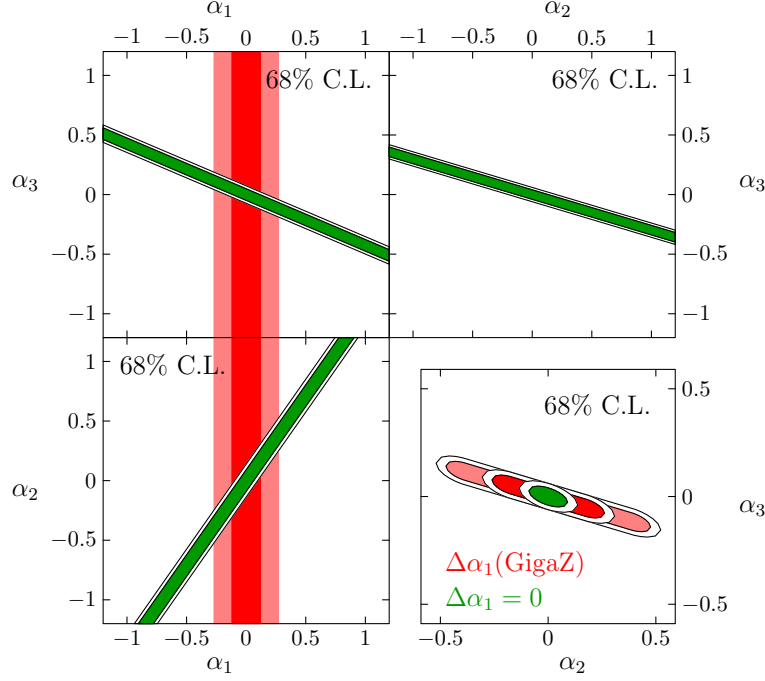


Figure 4.3.1: Sensitivity for the strong EWSB parameters $\alpha_{1,2,3}$ in a study of TGCs at a TESLA experiment (800 GeV , 1000 fb^{-1} , $P_{e^-} = 80\%$, $P_{e^+} = 60\%$) [30]. The $\alpha_{1,2,3}$ are normalised such that their natural size from dimensional analysis is $\mathcal{O}(1)$. The inner shaded diagonals correspond to $\Delta\chi^2 = 1$, while the outer diagonals correspond to 68% C.L. in two dimensions, i.e. $\Delta\chi^2 = 2.3$. The dark and light vertical bands correspond to 68% C.L. limits on α_1 from fitting ϵ_3 at GigaZ with and without the constraint $\epsilon_2 = \epsilon_2(\text{SM})$ (cf. Fig. 5.1.10). The blowup in the lower right corner shows the allowed region in (α_2, α_3) for α_1 fixed and constrained at GigaZ, respectively.

4.3.1.2 Final states with six fermions

Two of the $\text{SU}(2)_c$ conserving operators in (4.3.1) contribute solely to quartic gauge couplings (QGCs)

$$L_{\text{QGC}} = L_4 + L_5, \quad (4.3.9)$$

while $L_{\text{TGC,QGV}} = L_3$ contributes to both TGCs and QGCs.

In [31], unpolarised on-shell vector boson production processes $e^+e^- \rightarrow \nu\bar{\nu}W^+W^-$, $e^+e^- \rightarrow \nu\bar{\nu}ZZ$, and $e^-e^- \rightarrow \nu\nu W^-W^-$ (see the left hand side of Fig. 4.3.2) have been studied comprehensively. It has been demonstrated that the natural size (4.3.3) of all quartic couplings can be probed at a high luminosity 800 GeV TESLA.

Realistic studies including detector simulation must handle the decays of the gauge bosons into the fermions that are observed (see the right hand side of Fig. 4.3.2), including all irreducible and reducible background. Detailed simulations of six fermion production have been performed [32], using an unweighted event generator for the

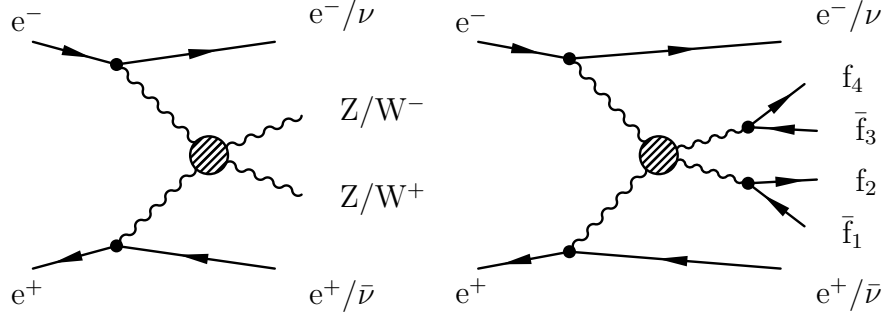


Figure 4.3.2: Gauge boson scattering with on-shell gauge boson final states, studied comprehensively with irreducible backgrounds in [31] (left). Gauge boson scattering subprocess in six-fermion production (right).

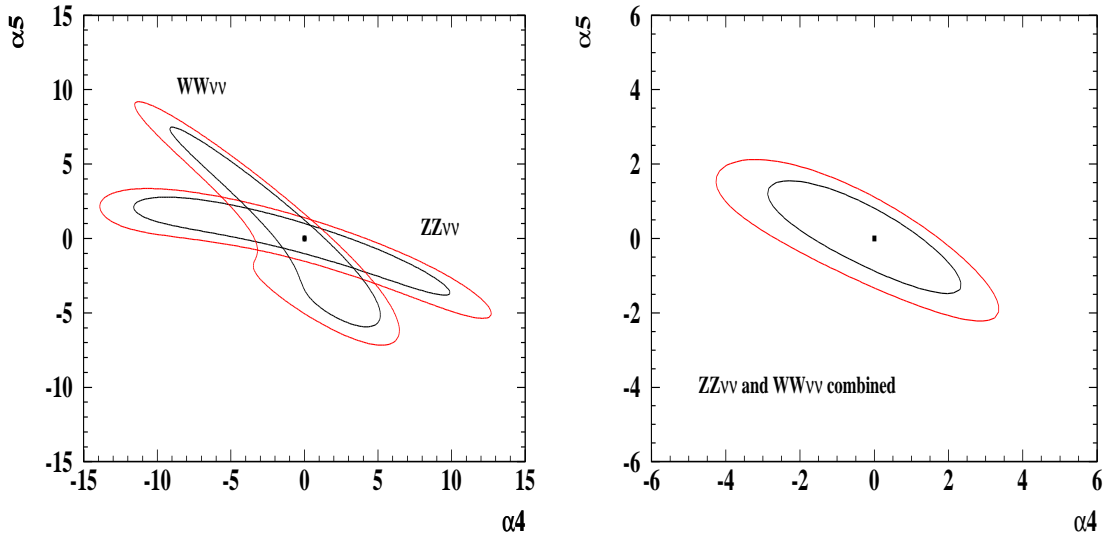


Figure 4.3.3: Sensitivity for the strong EWSB parameters α_4 and α_5 in the processes $e^+e^- \rightarrow \nu\bar{\nu}W^+W^- \rightarrow \nu\bar{\nu}jjjj$ and $e^+e^- \rightarrow \nu\bar{\nu}ZZ \rightarrow \nu\bar{\nu}jjjj$ in a TESLA experiment with 1000 fb^{-1} at 800 GeV and $P_{e^-} = 80\%$, $P_{e^+} = 40\%$ [32]. The inner and outer contours represent 68 % C.L. (i. e. $\Delta\chi^2 = 2.3$) and 90 % C.L. limits, respectively.

six particle phase space [33, 34] and complete tree level amplitudes for signal and irreducible backgrounds [35].

The experimental sensitivity of an experiment at TESLA to the $SU(2)_c$ conserving parameters (α_4, α_5) has been estimated from a likelihood fit to the angular distributions of the gauge boson production angles and the angles of the decay fermions in the $\nu\bar{\nu}jjjj$ channel, after detector simulation (using SIMDET V1.3 [36]) and event selection [32]. The results are summarised in Fig. 4.3.3 and Table 4.3.2. The WW/ZZ separation and background suppression in hadronic final states use cuts on transverse momenta and recoil masses, utilising the excellent energy resolution and hermiticity, including the forward region, of the proposed TESLA detector. Three to four years of operation will cover $\Lambda_{4,5}^*$ up to the EWSB scale $\Lambda_{4,5}^* \lesssim \Lambda_{\text{EWSB}} \approx 3\text{ TeV}$

\sqrt{s}	800 GeV, $P_{e^-} = 80\%$, $P_{e^+} = 40\%$	
$\int \mathcal{L} dt$	1000 fb $^{-1}$	2000 fb $^{-1}$
α_4	-1.8 ... +1.5	-1.3 ... +1.1
α_5	-0.9 ... +1.0	-0.6 ... +0.7
Λ_4^*	2.3 TeV	2.7 TeV
Λ_5^*	3.1 TeV	3.7 TeV

Table 4.3.2: *68% C.L. sensitivities for the strong EWSB parameters (α_4, α_5) in a realistic study of QGCs at a TESLA experiment [32].*

\sqrt{s}	LHC	TESLA 800 GeV
$\int \mathcal{L} dt$	100 fb $^{-1}$	1000 fb $^{-1}$, $P_{e^-} = 80\%$, $P_{e^+} = 40\%$
α_4	-0.17 ... +1.7	-1.1 ... +0.8
α_5	-0.35 ... +1.2	-0.4 ... +0.3
Λ_4^*	2.3 TeV	2.9 TeV
Λ_5^*	2.8 TeV	4.9 TeV

Table 4.3.3: *Comparison of 68% C.L. sensitivities from one dimensional fits of the strong EWSB parameters (α_4, α_5) at LHC [37] and at a TESLA experiment [32].*

The exotic $I = 2$ channel $W^-W^- \rightarrow W^-W^-$ can be accessed by operating TESLA in the e^-e^- mode. The different angular distributions in this channel allow a further reduction of correlations among $SU(2)_c$ conserving interactions. In particular, there can be no contaminations from a $SU(2)_c$ violating sector in this channel [31].

In the Standard Model with a very heavy Higgs, two loop diagrams create a sizeable contribution to the parameter α_5 , while the contributions to the other parameters remain small [38]. Using $\alpha_5 \approx -g^2/(16\pi^2) \cdot m_H^2/m_W^2$ [38], the limits on α_5 from the two-dimensional fit in Table 4.3.2 translate to a Higgs mass of $m_H \approx 1.8$ TeV, demonstrating that virtual effects of an extremely heavy Higgs can be observed in vector boson scattering at a TESLA experiment.

The one dimensional 68% C.L. limits from 100 fb $^{-1}$ at LHC [37] are compared with the analogous prediction for a TESLA experiment in Table 4.3.3. Even though all backgrounds are included in the simulation of a TESLA experiment, TESLA exceeds the physics reach of LHC for QGCs and reaches the strong EWSB benchmark (4.3.3). As anticipated above, the limits for the QGCs are slightly worse than the limits for the TGCs. As in the case of TGCs, no unitarisation prescriptions are required.

In summary, it has been demonstrated with realistic simulations that a TESLA experiment can probe the $SU(2)_c$ invariant and linearly breaking parameters of a strong EWSB sector exhaustively in the threshold region of strong WW interactions up to

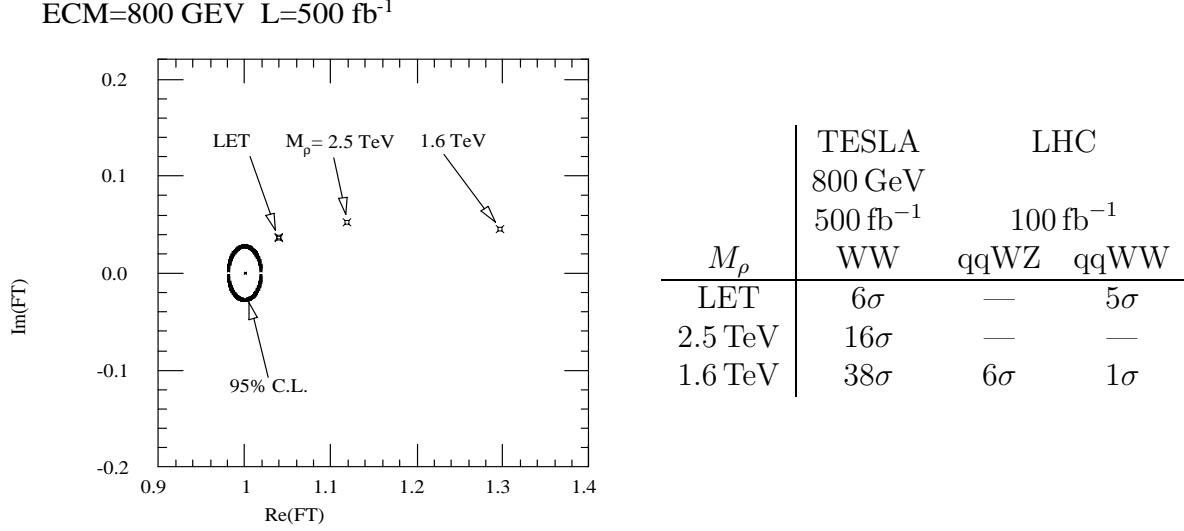


Figure 4.3.4: Sensitivity for a resonance form factor (4.3.10) at TESLA (assuming perfect charm tagging) and the LHC [39].

the EWSB scale $\Lambda_i^* \approx 3 \text{ TeV}$.

4.3.2 Vector resonances and Pseudo-Goldstone bosons

If the EWSB sector includes a resonance below the EWSB scale, the vector boson pair production amplitude is unitarised by a Omnès rescattering factor

$$F_{\text{TC}}(s) = \exp \left(\frac{s}{\pi} \int_0^\infty \frac{ds'}{s'} \frac{\delta_{\text{LET}}(s') + \delta_\rho(s')}{s' - s - i\epsilon} \right), \quad (4.3.10)$$

with one contribution reproducing the low energy theorem $\delta_{\text{LET}}(s) = s/(8\Lambda_{\text{EWSB}}^2)$ for Goldstone boson scattering at threshold far below any resonance and a second contribution from a resonance $\delta_\rho(s) = 3\pi/8 \cdot (\tanh(s - M_\rho^2)/(M_\rho\Gamma_\rho) + 1)$. A phenomenological study [39] shows that 500 fb⁻¹ of W⁺W⁻ production at a 800 GeV TESLA is competitive with 100 fb⁻¹ at LHC, as shown in Fig. 4.3.4. The 6σ exclusion limit for LET (also excluding any $I = 1$ resonance) at TESLA assumes perfect charm tagging, which is a realistic approximation for the proposed TESLA detector. Without any charm tagging, the significance is reduced to 4.6σ.

An example of a concrete model for the EWSB sector without a Higgs particle is the BESS model [40], which includes most technicolour models. The model assumes a triplet of new vector resonances $V^{\pm,0}$, similar to the ρ or techni- ρ . These vector bosons mix with the electroweak gauge bosons and the mixing angle is proportional to the ratio g/g'' , where g'' is the self-coupling of the $V^{\pm,0}$. The coupling of the $V^{\pm,0}$ to fermions is determined by a second parameter b . The so called degenerate BESS model [41] is a special case, in which axial and vector resonances are almost degenerate in mass. Models for dynamical EWSB typically predict many pseudo Nambu-Goldstone

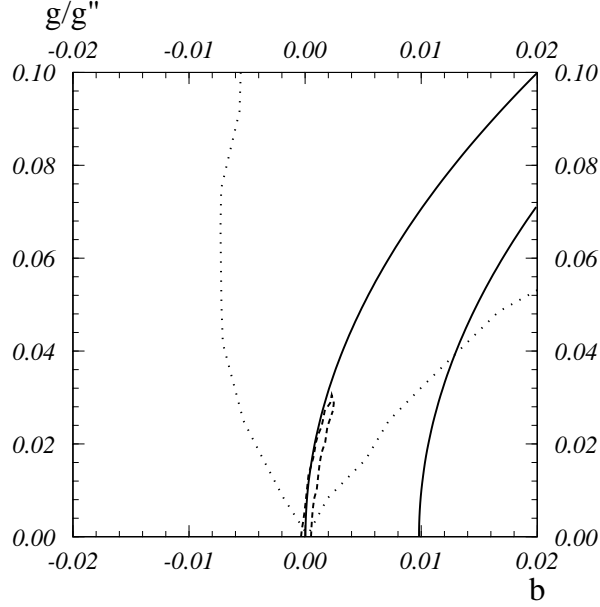


Figure 4.3.5: The 95 % C.L. bounds for the BESS model parameters from a TESLA experiment with $\int \mathcal{L} = 1000 \text{ fb}^{-1}$ at $\sqrt{s} = 800 \text{ GeV}$, assuming $M_V = 2 \text{ TeV}$ (interior of the dashed boundary). This is compared with present electroweak data (interior of the solid lines) and with the expected limits from LHC for $M_V = 2 \text{ TeV}$ (inside of the dotted wedge).

bosons (PNGBs) from the breaking of a large global symmetry group G and the lightest neutral PNGB P^0 calls for special attention.

The W^+W^- -channel is the preferred channel for the discovery of the vector resonances of the general BESS model, while the $\bar{f}f$ -channel is preferred for the degenerate BESS model [41]. The analysis in the fermionic channels is based on the observables σ^μ , $\sigma^{\text{hadr.}}$, $A_{\text{FB}}^{e^+e^- \rightarrow \mu^+\mu^-, \bar{b}b}$, $A_{\text{LR}}^{e^+e^- \rightarrow \mu^+\mu^-, \bar{b}b}$ and $A_{\text{LR}}^{e^+e^- \rightarrow \text{hadr.}}$ (all with $P_{e^-} = 0.8$). In the W^+W^- channel, the observables $d\sigma^{e^+e^- \rightarrow W^+W^-}/d\cos\theta$, $A_{\text{LR}}^{e^+e^- \rightarrow W^+W^-}$ and the longitudinally and transversely polarised differential W cross sections and asymmetries have been used. The expected bounds from a TESLA experiment for the BESS model, obtained by combining all the observables, are shown in Fig. 4.3.5. In particular at large mixing, the sensitivity of a TESLA experiment is much higher than the combination of current electroweak data and expected LHC results.

In the case of the degenerate BESS, the LHC has the better discovery potential. However, if a neutral resonance with a mass below 1 TeV were discovered at the LHC, a TESLA experiment could study it in detail and attempt to split the two nearly degenerate resonances and measure their widths [42].

The best mode for P^0 production at TESLA is $e^+e^- \rightarrow \gamma P^0$. Results for the significance S/\sqrt{B} , in the various tagged channels, for a $\text{SU}(N_{\text{TC}})$ technicolour model with $N_{\text{TC}} = 4$ and integrated luminosity $\int \mathcal{L} = 500 \text{ fb}^{-1}$ at $\sqrt{s} = 500 \text{ GeV}$, are plotted in Fig. 4.3.6 [43]. Also shown is the significance that can be achieved with the optimal

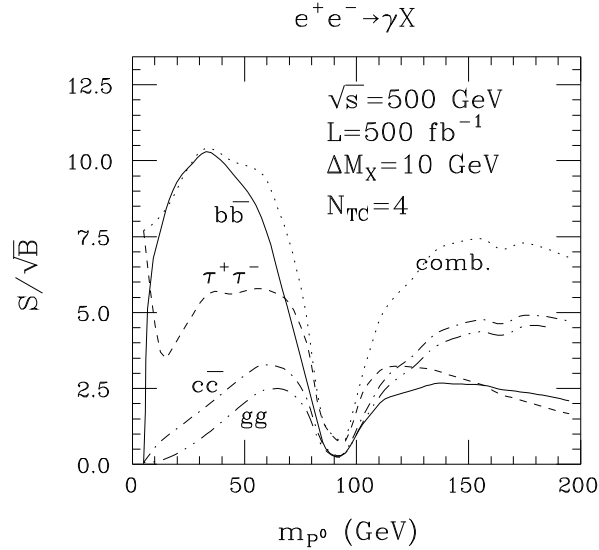


Figure 4.3.6: The statistical significances S/\sqrt{B} for a P^0 signal in various tagged channels as a function of m_{P^0} at a 500 GeV collider for an integrated luminosity of 500 fb^{-1} . The significance from the optimal combination of the channels is shown as a dotted line.

combination of the gg , $c\bar{c}$, $b\bar{b}$ and $\tau^+\tau^-$ channels. A strong signal is visible for all but $m_{P^0} = 80 \dots 110 \text{ GeV}$. From the scaling law $S/\sqrt{B} \propto N_{\text{TC}}^2$, one sees that a P^0 discovery would be possible for $N_{\text{TC}} \gtrsim 2.5$ for m_{P^0} near 35 GeV. Unlike the LHC, for high enough luminosities, a TESLA experiment can probe quite low values of m_{P^0} and could measure ratios of a number of interesting P^0 decay modes. In the scenario of Fig. 4.3.6 and in the case of $m_{P^0} \approx 35 \text{ GeV}$, an accuracy of $\approx 11\%$ could be achieved for the product $\Gamma(P^0 \rightarrow \gamma\gamma)B(P^0 \rightarrow b\bar{b})$.

The $\gamma\gamma$ option at an e^+e^- collider is actually a more robust tool for discovering the P^0 than the e^+e^- collision mode. For $N_{\text{TC}} = 4$ and using a setup with a broad $E_{\gamma\gamma}$ spectrum, a P^0 signal should be easily detectable in $\gamma\gamma \rightarrow P^0 \rightarrow b\bar{b}$ for masses up to 70% of the e^+e^- CMS energy with minimal luminosity ($\int \mathcal{L}_{\text{eff}} \approx 20 \text{ fb}^{-1}$) and a reasonably accurate measurement of $\Gamma(P^0 \rightarrow \gamma\gamma)B(P^0 \rightarrow b\bar{b})$ would be obtained, as illustrated in Fig. 4.3.7.

Note that the $\gamma\gamma$ discovery mode is strongest at larger m_{P^0} , i. e. where $e^+e^- \rightarrow \gamma P^0$ becomes less robust. Once m_{P^0} is known, the $\gamma\gamma$ collision setup can be configured to yield a luminosity distribution that is strongly peaked at $E_{\gamma\gamma} \approx m_{P^0}$ and, for much of the mass range of $m_{P^0} \leq 200 \text{ GeV}$, a measurement of $\Gamma(P^0 \rightarrow \gamma\gamma)B(P^0 \rightarrow b\bar{b})$ can be made with statistical accuracy in the $\mathcal{O}(1\%)$ range [43], which is competitive with the LHC accuracy for measuring $\Gamma(P^0 \rightarrow gg)B(P^0 \rightarrow \gamma\gamma)$.

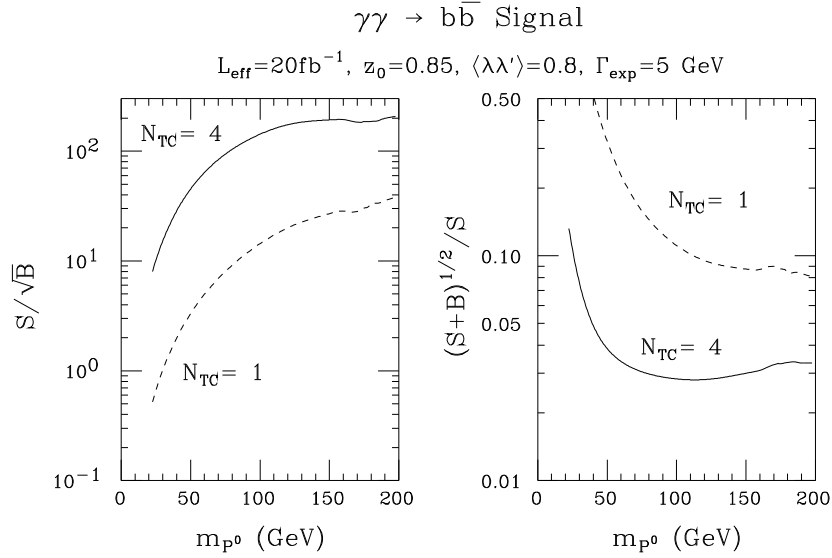


Figure 4.3.7: The statistical significance S/\sqrt{B} and error $(S+B)^{1/2}/S$ for the $\gamma\gamma \rightarrow P^0 \rightarrow b\bar{b}$ signal as a function of m_{P^0} at a 500 GeV collider for minimal effective luminosity of 20fb^{-1} .

4.4 Compositeness

As one among other physical scenarios, strongly interacting electroweak bosons at energies of order 1 TeV could be interpreted as a signal of composite substructures of these particles at a scale of 10^{-17} cm. Moreover, the proliferation of quarks and leptons could be taken as evidence for possible substructures of the matter particles [44]. In this picture, masses and mixing angles are a consequence of the interactions between a small number of elementary constituents – in perfect analogy to the quark/gluon picture of hadrons. No theoretical formalism has been set up so far which would reconcile, in a satisfactory manner, the small masses in the Standard Model with the tiny radii of these particles which imply very large kinetic energies of the constituents. However, the lack of theoretical formalism does not invalidate the physical picture or its motivation.

4.4.1 Contact interactions

In this agnostic approach, stringent bounds have been derived from high energy scattering experiments on possible non-zero radii of leptons, quarks and gauge bosons from Z decay data [45] and Bhabha scattering [46] in e^+e^- collisions, as well as from electron-quark and quark-quark scattering at HERA [47] and the Tevatron [48], respectively. From these analyses the compositeness scale has been bounded to less than 10^{-17} cm.

Fermion pair production $e^+e^- \rightarrow f\bar{f}$ at high energies provides a very powerful instrument to set limits on fermion compositeness. This problem has been studied, based on four-fermion contact interactions which can be generated by the exchange of

subconstituents [49]:

$$\mathcal{L}_{eff} = \sum_{i,j=L,R} \eta_{ij} \frac{4\pi}{\Lambda_{ij}^2} \bar{e}_i \gamma^\mu e_i \cdot \bar{f}_j \gamma_\mu f_j \quad (4.4.1)$$

The strength of the interaction has been set to $g_*^2/4\pi = 1$. The (inverse) contact scales Λ_{ij} can be identified, within an uncertainty of a factor of order 3, with the radius of the fermions. Detailed experimental simulations have shown that fermion pair production at TESLA provides a larger sensitivity to compositeness scales than the LHC, which reaches sensitivities up to about 20–35 TeV [50]. The high polarization that can be achieved for e^+ and e^- beams, gives the TESLA collider another advantage. At c.m. energies of 500 GeV, the bounds on fermion compositeness are presented in Fig. 4.4.1 for the production of hadrons and muon pairs for an integrated luminosity of $\int \mathcal{L} \sim 1 \text{ ab}^{-1}$ [19] (see also [51, 52]). For muon pair production the significant effect of positron polarization [14] is also shown. The dependence on the sign of the interference term between composite and SM contributions is negligible in muon pair production, and only the average of Λ_+ and Λ_- is presented in Fig. 4.4.1. Increasing the c.m. energy to 800 GeV results in an increase of the sensitivities to Λ_+ and Λ_- by about 30% [19].

4.4.2 Leptoquarks

A very exciting prediction of fermion compositeness is the existence of leptoquarks [53]. They are novel bound states of subconstituents which build up leptons and quarks in this scenario. While the size of the couplings to γ and Z bosons follows from the electroweak symmetries, the Yukawa couplings to leptons and quarks are bound by experiment [54]. In the interesting mass range, these Yukawa couplings are expected to be weak. Currently leptoquark masses below about 250, 200 and 100 GeV are excluded for 1st, 2nd and 3rd generation leptoquarks [55].

These particles can also occur in grand unified theories. Moreover, in supersymmetric theories in which the R parity is broken, squarks may be coupled to quarks and leptons, giving rise to production mechanisms and decay signatures analogous to leptoquarks. However, whereas leptoquarks *sui generis* disintegrate solely to leptons and quarks, a wide variety of decay modes is in general expected for squarks, including the large ensemble of standard supersymmetric decay channels, see e.g. [56]. Since leptoquark bound states in the compositeness picture build up a tower of states with non-zero spins, the phenomenology of the two scenarios is clearly distinct.

Leptoquarks can exist in a large variety of states carrying $[l_i q_j]$ or $[l_i \bar{q}_j]$ quantum numbers ($i, j = L, R$) and being scalar or vectorial in the simplest representations [57]. They can be produced in e^+e^- collisions pairwise, $e^+e^- \rightarrow LQ + \bar{L}\bar{Q}$, through s -channel γ, Z exchange and partly through t -channel q exchange [58, 59]. The particles decay to a charged lepton, or a neutrino, and a jet, giving rise to visible (a) l^+l^-jj , (b) $l^\pm jj$, and (c) jj final states. Since leptoquarks generate a peak in the invariant (lj) mass, they are easy to detect in the cases (a) and (b) up to mass values close to the kinematical limit [60].

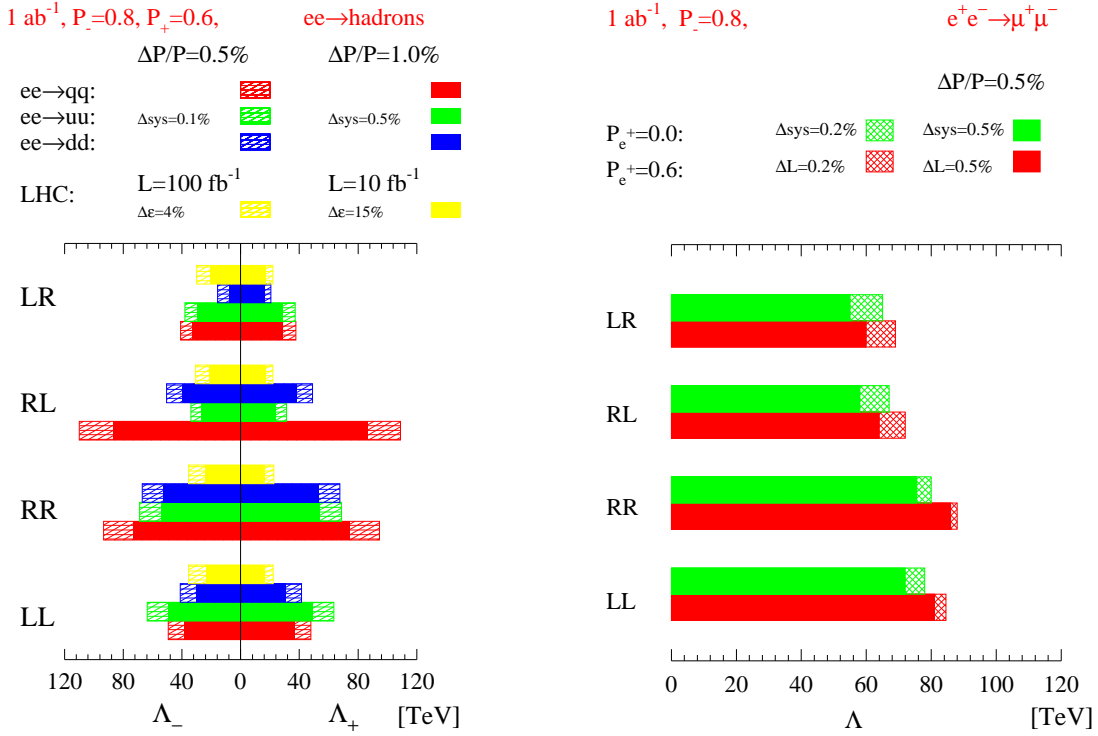


Figure 4.4.1: Sensitivities (95% CL) of TESLA to contact interaction scales Λ for different helicities in $e^+e^- \rightarrow \text{hadrons}$ (left) and $e^+e^- \rightarrow \mu^+\mu^-$ (right) including polarization of both beams at $\sqrt{s} = 500$ GeV [19] [At $\sqrt{s} = 800$ GeV the limits will be about 30% larger.]. For hadronic final states the corresponding results of the LHC are shown, while the LHC cannot probe $e^+e^- \mu^+\mu^-$ couplings.

Since leptoquarks carry color, they are produced copiously [61] in hadron collisions through the subprocesses $gg, q\bar{q}, qq \rightarrow LQ + LQ'$ and $gq \rightarrow LQ + l$. Leptoquarks can therefore be generated at the LHC with masses up to about 1.5 TeV [62]. Experiments at e^+e^- colliders are nevertheless important to identify the electroweak properties of these novel states. Taking into account statistical errors for leptoquark pair production, their electroweak couplings to γ and Z can be measured at the level of $\mathcal{O}(1 - 10\%)$ [63]. Combining the processes $e^+e^- \rightarrow LQ \bar{L}\bar{Q} \rightarrow e^+e^- jj, evjj$ and $\gamma e \rightarrow LQ + X \rightarrow ej + X$ [with brems- and beamstrahlung photons], the Yukawa couplings $\lambda_{L,R}$ can be determined with an accuracy of $\mathcal{O}(5\%)$, as can be inferred from Table 4.4.1 [64].

For leptoquark masses beyond the kinematical limit TESLA can study virtual leptoquark effects in fermion pair production processes $e^+e^- \rightarrow f\bar{f}$. Assuming Yukawa couplings of electromagnetic strength, TESLA will be sensitive to scalar leptoquark masses of $m_{LQ} \lesssim 3.5$ TeV for $\sqrt{s} = 800$ GeV at high luminosities including electron (positron) polarization of 80% (60%) [19], thus extending the reach of the LHC significantly.

$M_{S_{1/2}}$	λ_L/e			λ_R/e		
	TESLA	LHC	current	TESLA	LHC	current
330 GeV	0.150 ± 0.005	< 0.18	< 0.31	0.150 ± 0.005	< 0.17	< 0.53
350 GeV	0.150 ± 0.006	< 0.19	< 0.33	0.150 ± 0.005	< 0.18	< 0.56
370 GeV	0.150 ± 0.006	< 0.20	< 0.35	0.150 ± 0.006	< 0.20	< 0.59
390 GeV	0.150 ± 0.007	< 0.21	< 0.37	0.150 ± 0.006	< 0.21	< 0.63

Table 4.4.1: *Expected results of the log-likelihood fit to the $S_{1/2}$ leptoquark angular distributions for $\sqrt{s} = 800$ GeV [64]. 1σ uncertainties, resulting from the simultaneous fit to all considered distributions are compared for different leptoquark masses accessible at TESLA. Also presented are current 95% CL exclusion limits and limits expected from the Drell–Yan e^+e^- pair production at the LHC. Leptoquark production events were generated assuming $\lambda_L = 0.15 e$, $\lambda_R = 0 e$, and $\lambda_L = 0 e$, $\lambda_R = 0.15 e$. Luminosity uncertainty is 1%.*

4.5 Conclusions

TESLA provides a rich environment for precision tests of theories beyond the SM. In general the reach in the masses of new particles that can be found at LHC will be comparable or larger than at TESLA. However, TESLA can measure the couplings and properties of the novel particles with high accuracy contrary to the LHC, thus supporting the complementarity of both colliders.

A major class of extensions beyond the SM consists of adding extra dimensions to the conventional Minkowski space, which may turn out to be large with string scales in the TeV range. The LHC will be sensitive to Kaluza–Klein-graviton emission up to scales $M_D \sim 7.5$ TeV, which denotes the fundamental Planck scale in the higher dimensional space. While the reach of TESLA is comparable to the LHC, TESLA will be able to disentangle the scale M_D and the number δ of extra dimensions from the energy dependence of the graviton emission cross section unambiguously in contrast to the LHC. Moreover, TESLA can probe scales up to $M_D \sim 8$ TeV via virtual effects due to KK exchange, leading effectively to fermionic contact interactions. The angular distributions of fermion pair production processes can be used to show that the virtual KK states carry spin 2.

If Higgs bosons do not exist, the onset of strong WW interactions will become visible at high energies. TESLA will probe the threshold region for strong WW interactions up to the cut-off scale $\Lambda_* = 4\pi v \sim 3$ TeV, which defines the scale of strong electroweak symmetry breaking in this scenario. The TESLA sensitivity exceeds the LHC sensitivity. Moreover, the couplings of novel strong vector resonances and pseudo Nambu-Goldstone bosons can be determined much more accurately than at the LHC.

In the framework of conventional compositeness theories TESLA will exceed the

sensitivity to the compositeness scales significantly compared to the LHC. In addition TESLA will allow an accurate measurement of leptoquark electroweak and Yukawa couplings, when leptoquarks will have been discovered at the LHC in the accessible mass range. However, if the leptoquark masses turn out to be too large for direct production, TESLA can extend the mass reach indirectly by means of virtual leptoquark exchange in fermion pair production.

The comparison between TESLA and the LHC is summarized in Table 4.5.1, which clearly confirms the complementarity of these two colliders.

Alternative	TESLA	LHC
KK graviton radiation	$M_D \lesssim 8 \text{ TeV}$	$M_D \lesssim 7.5 \text{ TeV}$
KK graviton exchange	$M_D \lesssim 8 \text{ TeV}$?
strong WW interactions	$\Lambda_* \gtrsim \Lambda_{\text{EWSB}} (3 \text{ TeV})$	$\Lambda_* \lesssim \Lambda_{\text{EWSB}}$
vector resonance couplings	$\mathcal{O}(0.1 - 1\%)$	$\mathcal{O}(1 - 10\%)$
Goldstone couplings	$\mathcal{O}(1\%)$	$\mathcal{O}(10\%)$
leptoquark Yukawa couplings	$\mathcal{O}(5\%)$	upper bounds $\mathcal{O}(0.2e)$
compositeness scale	$\Lambda \lesssim 110 \text{ TeV}$	$\Lambda \lesssim 35 \text{ TeV}$

Table 4.5.1: *Comparison of TESLA and LHC for several aspects of alternative scenarios beyond the SM.*

Bibliography

- [1] N. Arkani-Hamed, S. Dimopoulos, G. Dvali. *Phys. Lett.* B429:263, 1998;
N. Arkani-Hamed, S. Dimopoulos, G. Dvali. *Phys. Rev.* D59:086004, 1999;
I. Antoniadis, N. Arkani-Hamed, S. Dimopoulos, G. Dvali. *Phys. Lett.* B436:257, 1998.
- [2] I. Antoniadis. *Phys. Lett.* B246:377, 1990;
I. Antoniadis, C. Munoz, M. Quiros. *Nucl. Phys.* B397:515, 1993;
I. Antoniadis, K. Benakli. *Phys. Lett.* B326:69, 1994;
I. Antoniadis, K. Benakli, M. Quiros. *Phys. Lett.* B331:313, 1994.
- [3] L. Randall, R. Sundrum. *Phys. Rev. Lett.* 83:3370, 1999,
Phys. Rev. Lett. 83:4690, 1999.
- [4] N. Seiberg, E. Witten. *JHEP* 9909:032, 1999.
- [5] J.J. van der Bij. *Int. J. Phys.* 1:63, 1995
- [6] C.D. Hoyle et al. Sub-millimeter tests of the gravitational inverse-square law: A search for “large” extra dimension. hep-ph/0011014.
- [7] G.F. Giudice, R. Rattazzi, J.D. Wells. *Nucl. Phys.* B544:3, 1999.
- [8] S. Cullen, M. Perelstein. *Phys. Rev. Lett.* 83:268, 1999;
L. Hall and D. Smith. *Phys. Rev.* D60:085008, 1999;
V. Barger, T. Han, C. Kao, R.J. Zhang. *Phys. Lett.* B461:34, 1999;
C. Hanhart, D.R. Phillips, S. Reddy, M.J. Savage. *Nucl. Phys.* B595:335–359, 2001.
- [9] T. Han, J. Lykken, R.J. Zhang. *Phys. Rev.* D59:105006, 1999.
- [10] E.A. Mirabelli, M. Perelstein, M. Peskin. *Phys. Rev. Lett.* 82:2236, 1999;
K. Cheung, W.Y. Keung. *Phys. Rev.* D60:112003, 1999.
- [11] G.W. Wilson. Study of the sensitivity to extra-dimensions in the photon-graviton channel with polarised beams. LC-PHSM-2001-010.
<http://www.desy.de/~lcnotes>
- [12] A. Vest. Search for extra dimensions in graviton emission $e^+e^- \rightarrow gG$.
LC-TH-2000-058. <http://www.desy.de/~lcnotes>
- [13] G. Montagna, M. Moretti, F. Piccinini, O. Nicrosini. *Nucl. Phys.* B541:31, 1999.
- [14] G. Moortgat-Pick, H. Steiner. Beam polarization at a Linear Collider : What do we gain with positron polarization. LC-TH-2000-055.
<http://www.desy.de/~lcnotes>
- [15] L. Vacavant, I. Hinchliffe. Model Independent Extra-dimension signatures with ATLAS. ATL-PHYS-2000-016, hep-ex/0005033.
- [16] K. Cheung, W.-Y. Keung. *Phys. Rev.* D60:112003, 1999.
- [17] D. Atwood, S. Bar-Shalom, A. Soni. *Phys. Rev.* D61:116011, 2000.

-
- [18] J.L. Hewett. *Phys. Rev. Lett.* 82:4765, 1999;
T.G. Rizzo. *Phys. Rev.* D59:115010, 1999.
- [19] S. Riemann. Fermion–pair production at a Linear Collider - A sensitive tool for new physics searches Proceedings of 5th International Linear Collider Workshop (LCWS2000), LC-TH-2001-007. <http://www.desy.de/~lcnotes>
- [20] T.G. Rizzo. *Phys. Rev.* D60:115010, 1999.
- [21] I. Antoniadis, K. Benakli, M. Quiros. *Phys. Lett.* B460:176, 1999;
P. Nath, Y. Yamada, M. Yamaguchi. *Phys. Lett.* B466:100, 1999.
- [22] W.D. Goldberger, M.B. Wise. *Phys. Rev. Lett.* 83:4922, 1999;
O. DeWolfe, D.Z. Freedman, S.S. Gubser, A. Karch. *Phys. Rev.* DD62:046008, 2000;
M.A. Luty, R. Sundrum. *Phys. Rev.* D62:035008, 2000.
- [23] H. Davoudiasl, J.L. Hewett, T.G. Rizzo. *Phys. Rev. Lett.* 84:2080, 2000.
- [24] H. Davoudiasl, J.L. Hewett, T.G. Rizzo. *Phys. Lett.* B473:43, 2000,
hep-ph/0006041,
Phys. Lett. B493:135–141, 2000;
A. Pomarol. *Phys. Lett.* B486:153, 2000;
Y. Grossman, M. Neubert. *Nucl. Phys.* B474:361, 2000;
R. Kitano. *Phys. Lett.* B481:39, 2000;
S. Chang et al. *Phys. Rev.* D62:084025, 2000;
T. Ghergetta, A. Pomarol. *Nucl. Phys.* B586:141, 2000.
- [25] J.L. Hewett, F. Petriello, T.G. Rizzo. Signals for non–commutative interactions at linear Colliders. hep-ph/0010354.
- [26] T. Appelquist, C. Bernard. *Phys. Rev.* D22:200, 1980;
A.C. Longhitano. *Phys. Rev.* D22:1166, 1980;
A.C. Longhitano. *Nucl. Phys.* B188:118, 1981;
T. Appelquist, G. Wu. *Phys. Rev.* D51:240, 1995, hep-ph/9406416.
- [27] S. Dawson, G. Valencia. *Nucl. Phys.* B439:3, 1995, hep-ph/9410364;
A. Brunstein, O.J. Eboli, M.C. Gonzalez-Garcia. *Phys. Lett.* B375:233, 1996,
hep-ph/9602264;
J.J. van der Bij. *Phys. Rev.* D35:1088, 1987;
J.J. van der Bij. *Phys. Lett.* B296:239, 1992;
J.J. van der Bij, B. Kastening. *Phys. Rev.* D57:2903, 1998, hep-ph/9708438.
- [28] S. Weinberg. *Physica* A96:327, 1979;
A. Manohar, H. Georgi. *Nucl. Phys.* B234:189, 1984;
H. Georgi, L. Randall. *Nucl. Phys.* B276:241, 1986.
- [29] K. Hagiwara, R.D. Peccei, D. Zeppenfeld, K. Hikasa, *Nucl. Phys.* B282:253, 1987.
- [30] W. Menges. A Study of charged current triple gauge couplings at TESLA. LC-PHSM-2001-022.

-
- [31] E. Boos, H.J. He, W. Kilian, A. Pukhov, C.P. Yuan, P.M. Zerwas. *Phys. Rev. D*61:077901, 2000, hep-ph/9908409; *Phys. Rev. D*57:1553, 1998, hep-ph/9708310.
- [32] R. Chierici, S. Rosati, M. Kobel. Strong electroweak symmetry breaking signals in WW scattering at TESLA. LC-PHSM-2001-038.
- [33] W. Kilian. WHIZARD 1.0: A generic Monte-Carlo integration and event generation package for multi-particle processes. <http://www-ttp.physik.uni-karlsruhe.de/Progdata/whizard/>. LC-TOOL-2001-039.
- [34] T. Ohl, *Comput. Phys. Commun.* 120:13, 1999, hep-ph/9806432.
- [35] T. Ohl. O'Mega: An optimizing matrix element generator. Proceedings of 7th International Workshop on Advanced Computing and Analysis Techniques in Physics Research (ACAT 2000), hep-ph/0011243; T. Ohl. O'mega and WHIZARD: Monte Carlo event generator generation for future colliders. Proceedings of 5th International Linear Collider Workshop (LCWS 2000), hep-ph/0011287; M. Moretti, T. Ohl, J. Reuter. O'Mega: An Optimizing Matrix Element Generator. <http://hep1ix.ikp.physik.tu-darmstadt.de/~ohl/omega/>, LC-TOOL-2001-040.
- [36] M. Pohl, H.J. Schreiber. SIMDET Version 3 – A parametric Monte Carlo for a TESLA detector. DESY 99-030.
- [37] A.S. Belyaev, O.J. Eboli, M.C. Gonzalez-Garcia, J.K. Mizukoshi, S.F. Novaes and I. Zacharov. *Phys. Rev. D*59:015022, 1999, hep-ph/9805229; S. Haywood et al. Electroweak physics. hep-ph/0003275.
- [38] J.J. van der Bij, *Nucl. Phys.* B255:648, 1985; V. Borodulin and G. Jikia. *Nucl. Phys.* B520:31, 1998, hep-ph/9712419.
- [39] T. Barklow. LET signals in $e^+e^- \rightarrow W^+W^-$ at $\sqrt{s} = 800$ GeV. Proceedings of 5th International Linear Collider Workshop (LCWS 2000).
- [40] R. Casalbuoni, S. De Curtis, D. Dominici and R. Gatto. *Nucl. Phys.* B282:235, 1987.
- [41] R. Casalbuoni, A. Deandrea, S. De Curtis, D. Dominici, F. Feruglio, R. Gatto and M. Grazzini. *Phys. Lett.* B349:533, 1995, hep-ph/9502247 ; R. Casalbuoni, A. Deandrea, S. De Curtis, D. Dominici, R. Gatto and M. Grazzini. *Phys. Rev. D*53:5201, 1996, hep-ph/9510431.
- [42] R. Casalbuoni, A. Deandrea, S. De Curtis, D. Dominici, R. Gato and J.F. Gunion. *JHEP* 9908:11, 1999, hep-ph/9904268.
- [43] R. Casalbuoni, A. Deandrea, S. De Curtis, D. Dominici, R. Gatto and J.F. Gunion. *Nucl. Phys.* B555:3, 1999, hep-ph/9809523.
- [44] H. Harari. Proceedings, 1984 Scott. Summer School (St. Andrews);

- M.E. Peskin. Proceedings of Int. Symp. on Lepton and Photon Interactions at High Energies, eds. M. Konuma and K. Takahashi (Kyoto 1985); W. Buchmüller. *Acta Phys. Austr. Suppl.* 27:517, 1985.
- [45] G. Köpp, D. Schaile, M. Spira, P.M. Zerwas. *Z. Phys.* C65:545, 1995.
- [46] H. Kroha. *Phys. Rev.* D46:58, 1992;
G. Alexander et al. Test of the four-fermion contact interaction in e^+e^- collisions at 130–140 GeV. CERN-PPE 96-098.
- [47] S. Aid et al. *Phys. Lett.* B353:578, 1995.
- [48] F. Abe et al. *Phys. Rev. Lett.* 75:608, 1995.
- [49] E. Eichten, K.D. Lane, M.E. Peskin. *Phys. Rev. Lett.* 50:811, 1983.
- [50] S. Jain, A.K. Gupta, N.K. Mondal. *Phys. Rev.* D62:095003, 2000.
- [51] S. Riemann. Sensitivity of fermion pair production to new physics phenomena. Proceedings LCWS 1999, ISBN 84-490-1977-X.
- [52] A.A Babich, P. Osland, A.A. Pankov, N. Paver. Contact interactions and polarized beams at a Linear Collider. LC-TH-2001-021, hep-ph/0101150.
<http://www.desy.de/~lcnotes>
- [53] See e.g. J.L. Hewett, T.G. Rizzo. *Phys. Rept.* 183:193, 1989.
- [54] J. Kalinowski, R. Rückl, H. Spiesberger, P.M. Zerwas. *Z. Phys.* C74:595, 1997;
J. Blümlein. *Z. Phys.* C74:605, 1997;
A.F. Żarnecki. *Eur. Phys. J.* C17:695, 2000.
- [55] CDF and D0 Collaborations (D.E. Acosta for the collaborations). Leptoquark searches at the TEVATRON. FERMILAB-CONF-00-132-E and references therein.
- [56] E. Perez, Y. Sirois, H. Dreiner. Proceedings, Future Physics at HERA, eds. G. Ingelman, A. DeRoeck and R. Klanner, DESY 1996.
- [57] W. Buchmüller, R. Rückl, D. Wyler. *Phys. Lett.* B191:442, 1987.
- [58] D. Schaile, P.M. Zerwas. Proceedings, Physics at Future Accelerators, ed. J.H. Mulvey (La Thuile and Geneva 1987). CERN 87-07;
A. Djouadi, M. Spira, P.M. Zerwas. Proceedings, e^+e^- Collisions at 500 GeV: The Physics Potential, Munich–Annecy–Hamburg 1991/93, ed. P.M. Zerwas. DESY 92-123B.
- [59] J. Blümlein, R. Rückl. *Phys. Lett.* B304:337, 1993;
J. Blümlein, E. Boos. *Nucl. Phys. Proc. Suppl.* B37:181, 1994;
J. Blümlein, E. Boos, A. Kryukov. *Phys. Lett.* B392:150, 1997.
- [60] R. Rückl, R. Settles, H. Spiesberger. In: Conceptual Design report of a 500 GeV e^+e^- Linear Collider with Integrated X-ray Laser Facility, chapter 1.8.3. DESY 1997-048.

- [61] J. Hewett, S. Pakvasa. *Phys. Rev.* D37:3165, 1988;
O.J.P. Éboli, A.V. Olinto. *Phys. Rev.* D38:3461, 1988;
M. Krämer, T. Plehn, M. Spira, P.M. Zerwas. *Phys. Rev. Lett.* 79:341, 1997;
J. Blümlein, E. Boos, A. Kryukov. *Z. Phys.* C76:137, 1997.
- [62] S. Abdullin, F. Charles. *Phys. Lett.* B464:223, 1999.
- [63] J. Blümlein. Precision of electro-weak couplings of scalar leptoquarks at TESLA. LC-TH-2000-050, hep-ph/0009323. <http://www.desy.de/~lcnotes>
- [64] A.F. Żarnecki. Measurement of the leptoquark Yukawa couplings in e^+e^- collisions at TESLA. LC-PHSM-2001-020.

5 Precision Measurements

5.1 Electroweak Gauge Bosons

The measurement of gauge boson properties has in the past strongly influenced our knowledge of electroweak interactions. The primary goal is to establish the non-Abelian nature of electroweak interactions. With very precise measurements one can constrain new physics at scales above the direct reach of the machine through loop effects. Alternatively, small effects from operators in an effective Lagrangian, that are suppressed by $(s/\Lambda)^n$, can be measured, where Λ is the scale where new physics sets in. Also for the extrapolation of couplings to high scales, to test theories of grand unification, very high precision is needed. At TESLA there are mainly two ways to study properties of W- and Z-bosons:

- One can study the couplings amongst gauge bosons. These couplings are especially sensitive to models of strong electroweak symmetry breaking and are most precisely measured at the highest possible energies.
- The masses and couplings of the W and Z, especially the effective weak mixing angle in Z decays, $\sin^2\theta_{\text{eff}}^\ell$, can be measured, similar to LEP and SLC, however with much higher luminosity and polarised beams.

In addition, an improved measurement of the couplings of the electroweak gauge bosons to quarks will provide further insight into the flavour physics of the CKM-matrix. The experimental methods are complementary to the b-factories and hadron colliders and can provide independent consistency checks.

5.1.1 W-production at high energies

At high energies W bosons are produced either in pairs, $e^+e^- \rightarrow W^+W^-$, or singly via $e^+e^- \rightarrow We\nu$. W-pair production falls, far above threshold, like $1/s$ while single W-production rises logarithmically with the energy. At TESLA-energies both cross sections are of about the same size.

The Feynman diagrams for on-shell W-pair production are shown in Fig. 5.1.1. Due to the $(V - A)$ nature of the charged current couplings, the contribution of the t -channel ν -exchange diagram vanishes for right-handed electrons or left-handed positrons. Therefore it can be switched off completely by polarising one of the beams appropriately. Its contribution can also be enhanced by a factor two or four by polarising one or both beams in the opposite way. For energies that are much higher than the weak boson-masses, the combined Z and γ exchange can be replaced by the

neutral member of the W weak isospin triplet, because the orthogonal combination corresponding to the weak hypercharge boson does not couple to the W^\pm . Therefore the coupling to the electrons and positrons is also purely $(V - A)$ at high energies. Already at TESLA energies, the cross section for right-handed electrons is suppressed by at least a factor of ten relative to left-handed electrons for all polar angles.

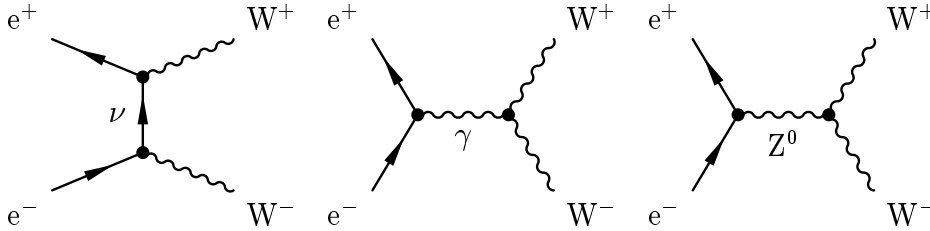


Figure 5.1.1: *Feynman graphs for the production of W -pairs in e^+e^- -annihilation.*

Single W production is dominated by photon- W fusion (see Fig. 5.1.2). Since the helicity only matters for the beam that radiates the W , varying the electron polarisation can switch off or double single W^- production while varying the positron polarisation affects single W^+ production in the same way.

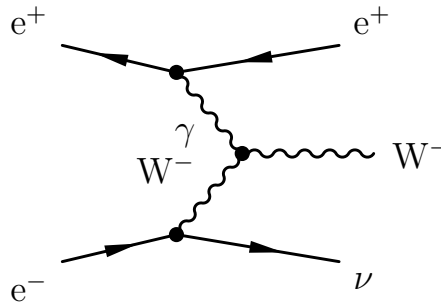


Figure 5.1.2: *Dominating Feynman graph for single W production in e^+e^- -annihilation.*

Figure 5.1.3 a) shows the total cross section as a function of the centre of mass energy for both processes and Fig. 5.1.3 b) the differential cross section for W -pair production for the two electron helicities at $\sqrt{s} = 500$ GeV.

In addition, at a $\gamma\gamma$ - and $e\gamma$ -collider the processes $\gamma\gamma \rightarrow W^+W^-$ and $e^-\gamma \rightarrow W^-\nu$ are accessible. The first process proceeds via W -exchange in the t -channel while the second one involves the vertex shown in Fig. 5.1.2. The cross sections for these two processes are large (~ 80 pb for $\gamma\gamma$ and ~ 30 pb for $e\gamma$ at 500 GeV), however they occur predominantly at a lower scale.

All processes are sensitive to the triple gauge couplings WWV , $V = Z, \gamma$, which are

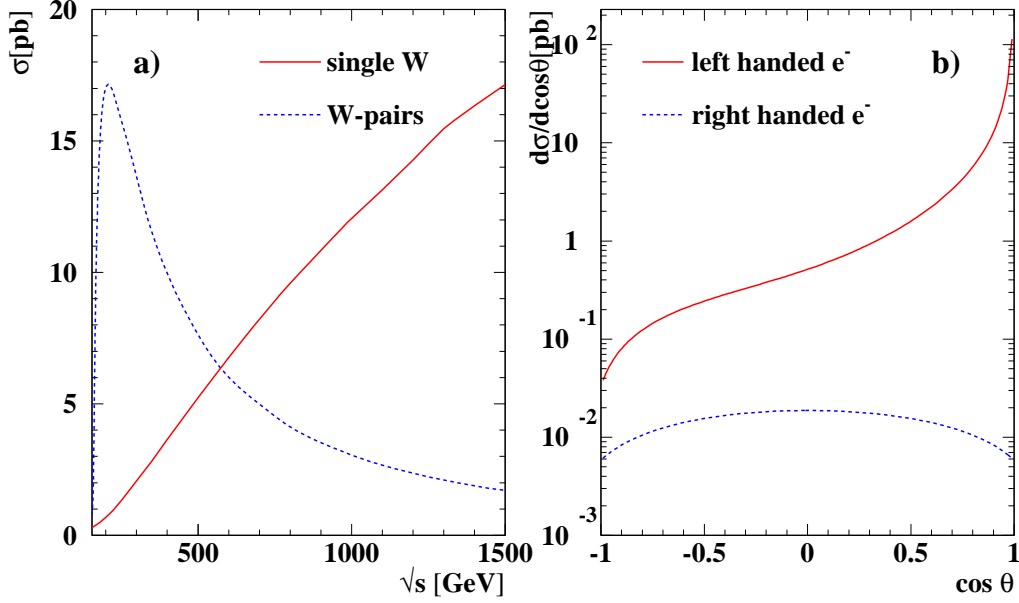


Figure 5.1.3: a): Total cross section for single W [1] and W pair production [2] as a function of the centre of mass energy. b): Differential cross section for W -pair production for different beam polarisation.

conventionally parameterised as [3]

$$\begin{aligned}
L_{\text{WWV}} = & g_{\text{WWV}} [\\
& i g_1^{\text{V}} V_\mu (W_\nu^- W_{\mu\nu}^+ - W_{\mu\nu}^- W_\nu^+) + i \kappa_{\text{V}} W_\mu^- W_\nu^+ V_{\mu\nu} + i \frac{\lambda_{\text{V}}}{m_{\text{W}}^2} W_{\lambda\mu}^- W_{\mu\nu}^+ V_{\nu\lambda} \\
& + g_4^{\text{V}} W_\mu^- W_\nu^+ (\partial_\mu V_\nu + \partial_\nu V_\mu) + g_5^{\text{V}} \epsilon_{\mu\nu\lambda\rho} (W_\mu^- \partial_\lambda W_\nu^+ - \partial_\lambda W_\mu^- W_\nu^+) V_\rho \\
& + i \tilde{\kappa}_{\text{V}} W_\mu^- W_\nu^+ \tilde{V}_{\mu\nu} + i \frac{\tilde{\lambda}_{\text{V}}}{m_{\text{W}}^2} W_{\lambda\mu}^- W_{\mu\nu}^+ \tilde{V}_{\nu\lambda}], \tag{5.1.1}
\end{aligned}$$

using the antisymmetric combinations $V_{\mu\nu} = \partial_\mu V_\nu - \partial_\nu V_\mu$ and their duals $\tilde{V}_{\mu\nu} = \epsilon_{\mu\nu\rho\sigma} V_{\rho\sigma}/2$. The overall coefficients are $g_{\text{WW}\gamma} = e$ and $g_{\text{WWZ}} = e \cot \theta_{\text{W}}$ with θ_{W} being the weak mixing angle. With the couplings as momentum dependent form factors, eq. (5.1.1) parameterises the most general vertex, that couples three vector bosons. In a systematic analysis the coefficients of the triple gauge couplings in eq. (5.1.1) are related to the coefficients of an effective Lagrangian and the latter can be inferred from measurements of the former. Keeping only the lowest orders (dimension four and six) of a systematic expansion in the energy, constant values for the coupling arise. If the terms in the effective Lagrangian are properly organised according to their gauge transformation properties, triple couplings will in general be related to quartic couplings.

Electromagnetic gauge invariance requires that $g_1^\gamma(q^2 = 0) = 1$ and $g_5^\gamma(q^2 = 0) = 0$ at zero momentum transfer. In the Standard Model one has $g_1^{\text{V}} = \kappa_{\text{V}} = 1$, all other couplings are equal to zero.

Amongst the different couplings g_1 , κ and λ are C- and P-conserving, g_5 is C and P-violating, but CP-conserving while g_4 , $\tilde{\kappa}$, $\tilde{\lambda}$ violate CP.

While single W production is basically sensitive to $WW\gamma$ couplings only, W pair production always involves a mixture of $WW\gamma$ and WWZ couplings. However, as it is demonstrated in Fig. 5.1.4, the two types of couplings can be disentangled with the help of beam polarisation.

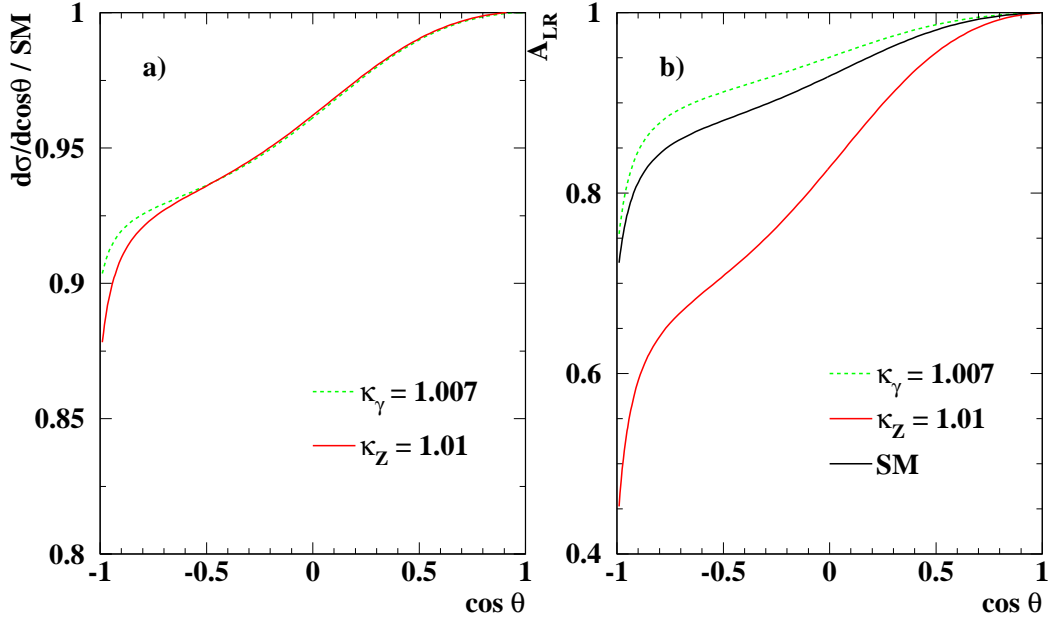


Figure 5.1.4: Ratio of the differential cross section for W-pair production to the Standard Model prediction (a) and left-right asymmetry for this process (b) as a function of the W-production angle for anomalous κ_γ or κ_Z .

For the analysis of triple gauge couplings in W-pair production in principle five different observables are available:

- the polar angle of the outgoing W^- with respect to the incoming e^- direction, Θ_W ;
- the polar angle of the fermion with respect to the W flight direction in the W rest frame for both W-bosons, θ^* , this variable is sensitive to the longitudinal polarisation of the W;
- the azimuthal angle of the fermion in the W-beam plane for both Ws, ϕ^* , sensitive to the transverse polarisation.

Not all of the above variables can be determined unambiguously in all W decays. For about 44% of the W-pairs one W decays leptonically and the other one into two jets.

In these events the W^- polar angle can be reconstructed from the jet momenta and the lepton charge. The decay angles of the leptonically decaying W can be reconstructed without ambiguity and for the hadronically decaying W , since the quark and the antiquark cannot be distinguished, with the ambiguity $(\cos\theta^*, \phi^*) \leftrightarrow (-\cos\theta^*, \phi^* + \pi)$. This event sample has the by far highest sensitivity to gauge boson couplings. 46% of the W -pairs decay into four jets. If the correct jet pairing is found one still has the sign ambiguity for the decay angles of both W bosons plus, since the W -charges cannot be determined, the ambiguity $\pm \cos\Theta_W$ for the production angle, so that these events add only little to the sensitivity. The remaining 11% decay fully leptonically. In about half of them one lepton is a τ , so that because of the additional neutrinos, too little information is available. For the other half all information can be calculated with a twofold ambiguity. However the additional statistics from these events is so small that the analysis of the mixed decays alone gives a good estimate of the total sensitivity.

Since it is inconvenient to work with five independent variables, always some variable reduction is used. For the TESLA studies the spin density matrix has been applied which obtains close to optimal results [4].

At TESLA mixed decays of W -pairs can be selected with very high efficiency and low background. The large forward peak, that is partially lost in the beampipe, is dominated by t -channel neutrino exchange and is thus not sensitive to anomalous couplings (see Fig. 5.1.4). Due to the large boost, the W -production angle can be measured with significantly higher accuracy than at LEP. Also the resolution of the W -decay angles is good enough that detector effects can be almost neglected.

In the spin density formalism the signals from the C,P,CP-violating couplings are clearly separated from the C,P-conserving ones. For example the imaginary parts of the off-diagonal elements of the spin-density matrix are non-zero only if CP-violating couplings are present. Because of the negligible correlations between the different sets of couplings the fits can be done separately.

Although with beam polarisation all five C,P-conserving couplings can be determined simultaneously, to test certain models it is still useful to perform single parameter fits with all other couplings fixed to the values predicted by the Standard Model. In these fits it is also reasonable to impose the relations amongst the parameters suggested by $SU(2) \times U(1)$ invariance [5]:

$$\begin{aligned}\Delta\kappa_\gamma &= -\cot^2\theta_W(\Delta\kappa_Z - g_1^Z) \\ \lambda_\gamma &= \lambda_Z.\end{aligned}$$

Table 5.1.1 shows the results of the different single parameter fits including the C or P violating couplings for 500 fb^{-1} at $\sqrt{s} = 500\text{ GeV}$ and 1000 fb^{-1} at $\sqrt{s} = 800\text{ GeV}$. For both cases an electron polarisation of 80% and a positron polarisation of 60% is assumed. Figure 5.1.5 shows the results of the five-parameter fit for $\sqrt{s} = 800\text{ GeV}$. Only the combinations with large correlations are shown.

Systematic uncertainties from detector effects, backgrounds and beamstrahlung are small. The beam polarisation can be determined from a Blondel scheme [6, 7], so that no additional systematics enter. If only electron polarisation is available the statistical errors increase by roughly 50%. However, since the forward peak in the cross section

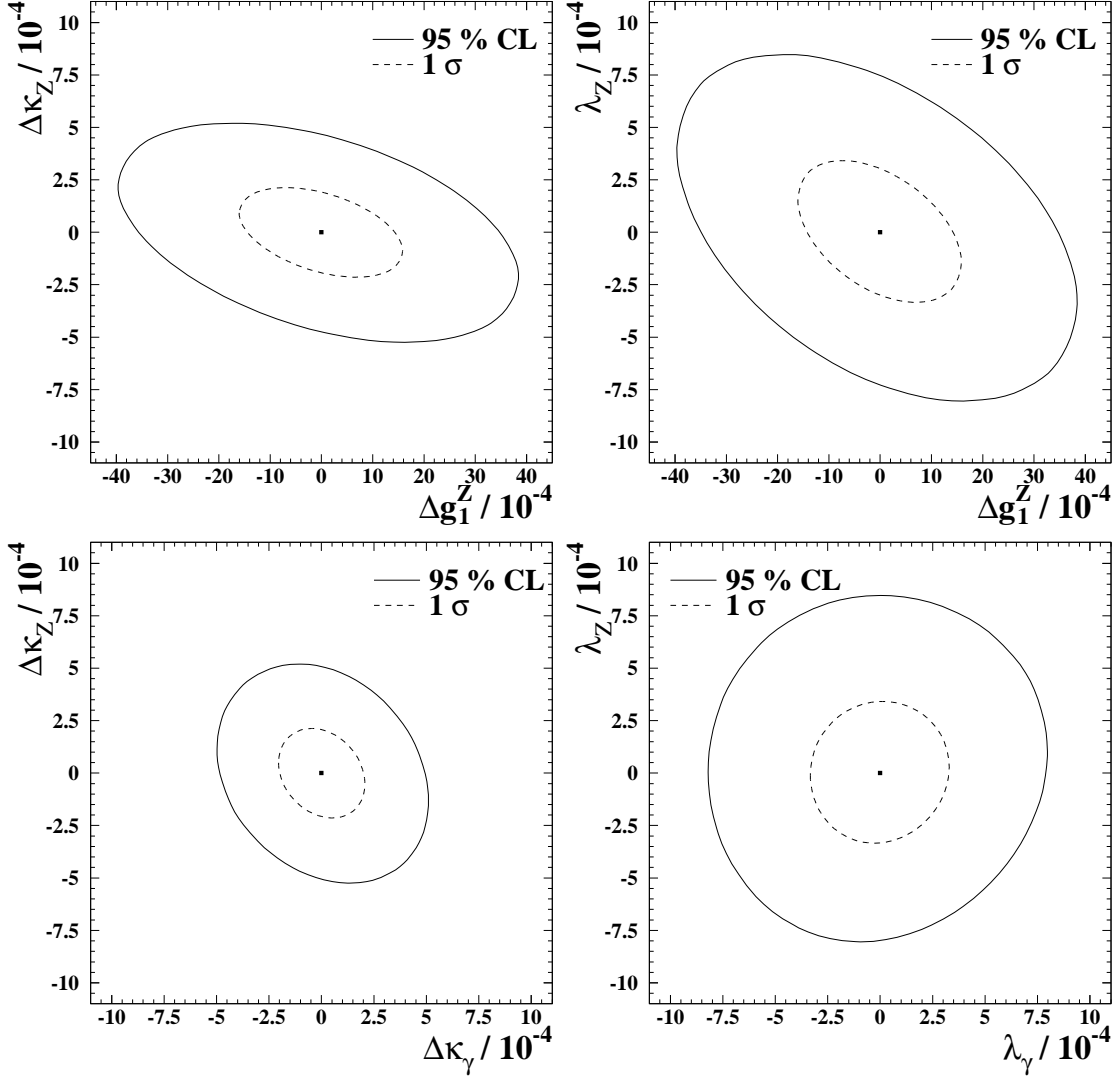


Figure 5.1.5: 1σ and 95% c.l. (2D) contours for Δg_1^Z - $\Delta\kappa_Z$, Δg_1^Z - λ_Z , $\Delta\kappa_\gamma$ - $\Delta\kappa_Z$ and λ_γ - λ_Z in the 5-parameter fit ($\sqrt{s} = 800$ GeV, $\mathcal{L} = 1000 \text{ fb}^{-1}$, $\mathcal{P}_{e^-} = 0.8$, $\mathcal{P}_{e^+} = 0.6$). For the combinations not shown the correlations are small.

is completely dominated by the neutrino t -channel exchange, which is present for left handed electrons only, also in this case the beam polarisation can be determined from the data alone [7].

The radiative corrections need to be known significantly better than 1%. Using the double-pole approximation, the cross section for W-pair production can currently be predicted to better than 0.5% away from the threshold region up to 500 GeV with RacoonWW [8] and YFSWW3 [2]. Above 500 GeV large double logarithmic corrections (electroweak Sudakov logarithms) arise from the virtual exchange of soft and collinear gauge bosons. These corrections are numerically important, but they have been studied extensively and are theoretically under control [9].

coupling	error $\times 10^{-4}$	
	$\sqrt{s} = 500 \text{ GeV}$	$\sqrt{s} = 800 \text{ GeV}$
C,P-conserving, $SU(2) \times U(1)$ relations:		
Δg_1^Z	2.8	1.8
$\Delta \kappa_\gamma$	3.1	1.9
λ_γ	4.3	2.6
C,P-conserving, no relations:		
Δg_1^Z	15.5	12.6
$\Delta \kappa_\gamma$	3.3	1.9
λ_γ	5.9	3.3
$\Delta \kappa_Z$	3.2	1.9
λ_Z	6.7	3.0
not C or P conserving:		
g_5^Z	16.5	14.4
g_4^Z	45.9	18.3
$\tilde{\kappa}_Z$	39.0	14.3
$\tilde{\lambda}_Z$	7.5	3.0

Table 5.1.1: *Results of the single parameter fits (1σ) to the different triple gauge couplings. For $\sqrt{s} = 500 \text{ GeV}$ $\mathcal{L} = 500 \text{ fb}^{-1}$ and for $\sqrt{s} = 800 \text{ GeV}$ $\mathcal{L} = 1000 \text{ fb}^{-1}$ has been assumed. For both energies $\mathcal{P}_{e^-} = 80\%$ and $\mathcal{P}_{e^+} = 60\%$ has been used.*

In general the total errors on the anomalous couplings are few $\times 10^{-4}$. Loop corrections to the couplings are expected to be of order $g^2/16\pi^2$, one order of magnitude larger than the expected precision. For the case of Supersymmetry it has been shown that the loop corrections are indeed of that size [10, 11] and should thus be visible at TESLA.

Figure 5.1.6 compares the obtainable precision of κ_γ and λ_γ at the different machines. Especially for κ_γ , where, because of the lower dimension of the corresponding operator, experiments are sensitive at a lower energy to potential new physics at a high scale, TESLA has a much higher sensitivity than LHC.

For the additional processes, $\gamma\gamma \rightarrow W^+W^-$ and $e^-\gamma \rightarrow \nu W^-$, at the $\gamma\gamma$ - and $e\gamma$ -collider only theoretical studies with low luminosity exist [12]. An extrapolation to the presently expected luminosity still yields errors that are an order of magnitude worse than the ones expected from W -pair production in e^+e^- . However, these studies use only the total cross section in the central region of the detector and additional sensitivity can be expected from a detailed analysis of the angular dependence and the W -polarisation. With the same simplifications the expectations for single W production in e^+e^- collisions are slightly worse than for the $\gamma\gamma$ - and $e\gamma$ -collider.

In addition to single and pair production of gauge bosons also triple gauge boson production will be visible at TESLA. The cross sections are, in the heavy Higgs limit, $\mathcal{O}(50 \text{ fb})$ for WWZ and $\mathcal{O}(1 \text{ fb})$ for ZZZ [13, 14]. Both processes have their maximum cross section between 500 and 1000 GeV. Requiring a photon of more than 20 GeV

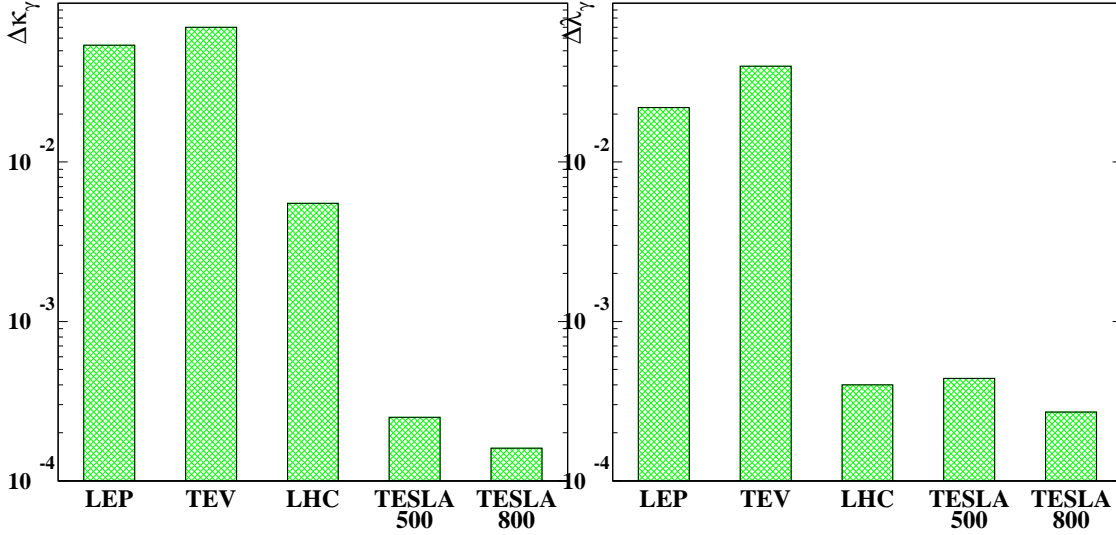


Figure 5.1.6: Comparison of $\Delta\kappa_\gamma$ and $\Delta\lambda_\gamma$ at different machines. For LHC and TESLA three years of running are assumed (LHC: 300 fb^{-1} , TESLA $\sqrt{s} = 500 \text{ GeV}$: 900 fb^{-1} , TESLA $\sqrt{s} = 800 \text{ GeV}$: 1500 fb^{-1}).

energy at a polar angle above 15° the total cross section for $ZZ\gamma$ is of the order 10 fb and for $WW\gamma$ about 100 fb . Using the latter two channels the anomalous couplings a_0 and a_c which modify the $VV\gamma\gamma$ -vertex but not the triple-gauge-couplings can be measured to the 0.2 level with $\sqrt{s} = 500 \text{ GeV}$, an integrated luminosity of 300 fb^{-1} and polarised beams, corresponding to $\Lambda_{0,c} \approx 1.7 \text{ TeV}$ in the operators $1/\Lambda_0^2 \cdot 1/2 \cdot F^{\mu\nu} F_{\mu\nu} W_\rho^i W^{i,\rho}$ and $1/\Lambda_c^2 \cdot 1/2 \cdot F^{\mu\nu} F_{\nu\rho} W^{i,\rho} W_\mu^i$ [15, 14].

Also these measurements require adequate theoretical calculations. The present status is summarised in [16].

5.1.2 High precision measurements at lower energies

With a luminosity of $\mathcal{L} = 5 \cdot 10^{33} \text{ cm}^{-2} \text{ s}^{-1}$ at energies close to the Z-pole TESLA can produce 10^9 Z-bosons in about 50-100 days of running. A similar luminosity is possible close to the W-pair threshold. In this scenario, referred to as GigaZ in the following, the measurements already performed at LEP and SLC can be redone with increased precision.

5.1.2.1 Measurement of the weak mixing angle

One of the most sensitive quantities to loop corrections from the Higgs-boson is the effective weak mixing angle in Z-decays $\sin^2\theta_{\text{eff}}^\ell$. The most sensitive observable to $\sin^2\theta_{\text{eff}}^\ell$ is the left-right asymmetry

$$A_{\text{LR}} = \frac{1}{\mathcal{P}} \frac{\sigma_L - \sigma_R}{\sigma_L + \sigma_R},$$

where $\sigma_{L/R}$ is the total cross section for left/right-handed polarised electrons and \mathcal{P} the longitudinal electron polarisation. For pure Z-exchange $\sin^2\theta_{\text{eff}}^\ell$ is then given by $A_{\text{LR}} = \mathcal{A}_e = 2v_e a_e / (v_e^2 + a_e^2)$, $v_e(a_e)$ being the vector- (axial-vector-) coupling of the Z to the electron and $v_e/a_e = 1 - 4\sin^2\theta_{\text{eff}}^\ell$. A_{LR} can be measured during GigaZ running from hadronic Z-decays with very high efficiency and low background. Details on the measurement of A_{LR} and the other observables can be found in [17]. The statistical error with 10^9 events will be of the order $\Delta A_{\text{LR}} = 3 \cdot 10^{-5}$ which has to be matched by systematics. The polarisation needs to be known to $\Delta\mathcal{P}/\mathcal{P} < \Delta A_{\text{LR}}/A_{\text{LR}} \sim 2 \cdot 10^{-4}$. This is only possible if polarised electrons and positrons are available, so that the polarisation can be measured directly from data using the Blondel-scheme [6]. The cross section for an electron polarisation \mathcal{P}_{e^-} and a positron polarisation \mathcal{P}_{e^+} is given by

$$\sigma = \sigma_u [1 - \mathcal{P}_{e^+}\mathcal{P}_{e^-} + A_{\text{LR}}(\mathcal{P}_{e^+} - \mathcal{P}_{e^-})], \quad (5.1.2)$$

where σ_u is the cross section for unpolarised beams.

If all four combinations of beam helicities are measured A_{LR} can be obtained independently from an external polarisation measurement:

$$A_{\text{LR}} = \sqrt{\frac{(\sigma_{++} + \sigma_{-+} - \sigma_{+-} - \sigma_{--})(-\sigma_{++} + \sigma_{-+} - \sigma_{+-} + \sigma_{--})}{(\sigma_{++} + \sigma_{-+} + \sigma_{+-} + \sigma_{--})(-\sigma_{++} + \sigma_{-+} + \sigma_{+-} - \sigma_{--})}} \quad (5.1.3)$$

where in σ_{ij} i denotes the sign of the electron- and j the sign of the positron polarisation.

This formula assumes, however, that the absolute polarisation values of the bunches with opposing helicity states are equal. To assure this, or to get the relevant corrections, polarimeters are still needed. Since only relative measurements within one beam are needed most systematics cancel, so that with this scheme the polarisation can be measured with the required accuracy. To obtain optimal statistical precision only one tenth of of the luminosity needs to be spent on the small cross sections ($++$, $--$). For $\mathcal{P}_{e^+} > 50\%$ the statistical error using the Blondel scheme is only slightly larger than with an external polarisation measurement. For 20% positron polarisation and 10^9 Zs the statistical error is $\Delta A_{\text{LR}} = 8 \cdot 10^{-5}$.

Around the Z peak the change of A_{LR} with the beam energy is $dA_{\text{LR}}/d\sqrt{s} = 2 \cdot 10^{-2}/\text{GeV}$. The variation is due to the γ -Z interference, so that the difference of \sqrt{s} and M_Z needs to be known. Not to be dominated by the knowledge of the beam energy one needs a spectrometer with a precision of 1 MeV that can be calibrated relative to M_Z with a short scan around the Z-resonance. Also because of the energy dependence of A_{LR} , the amount of beamstrahlung expected for GigaZ running shifts A_{LR} by $\Delta A_{\text{LR}} = 9 \cdot 10^{-4}$. The beamstrahlung thus needs to be understood to a few percent which seems possible [18]. If the same beamstrahlung as in the A_{LR} measurement is also present in the calibration scan the beamstrahl-shift is absorbed in an apparent shift of the centre of mass energy, so that in principle no corrections are necessary. Since all other systematic errors are small, $\Delta A_{\text{LR}} = 10^{-4}$ is a realistic estimate of the final error. This corresponds to an error in the weak mixing angle of $\Delta \sin^2\theta_{\text{eff}}^\ell = 0.000013$.

Due to the polarised beams and the excellent b-tagging also the \mathcal{A}_b measurements using the b-quark forward-backward asymmetry can be improved by roughly a factor 15 relative to LEP and SLC. GigaZ thus can clear up the slight discrepancy between the b-asymmetry at LEP and SLC and A_{LR} at SLC [19].

5.1.2.2 Measurements of the Z-partial widths

For the observables sensitive to the partial and total widths of the Z the situation is less spectacular. The measurement of the total Z-width will be dominated by the relative precision of the beam spectrometer. A total precision of $\Delta\Gamma_Z \approx 1$ MeV is thus within reach (see Part IV-7.3). For the selection efficiencies for hadrons, muons and taus a factor three improvement relative to the best LEP experiment should be possible [20]. Also the experimental systematics on the luminosity might be improved, however, this would in addition require an improvement of the theoretical error, which is 0.05% at present.

The interesting physics parameters that can be derived from the lineshape parameters are

- the mass of the Z (M_Z);
- the strong coupling constant at the scale of the Z-mass ($\alpha_s(M_Z^2)$);
- the radiative correction parameter, normalising the strength of the leptonic Z-couplings to the fermions ($\Delta\rho_\ell$) [21];
- the number of light neutrino species (N_ν).

The possible improvements in these parameters are, together with the other observables at GigaZ, summarised in Table 5.1.2. The precision on all observables, obtained from the cross section around M_Z apart from M_Z itself can be improved by a factor two to three.

Due to the extremely good b-tagging capabilities at TESLA, also the ratio of the Z partial width to $b\bar{b}$ to the hadronic width, R_b , can be improved by a factor five relative to LEP.

5.1.2.3 Measurement of the W-mass

The W-mass can be obtained from a scan around the W-pair production threshold [22]. Near threshold the s -channel production is suppressed by β^3 while the t -channel is only suppressed by β , where β is the velocity of the W in units of c . Due to the leading, β -suppressed, contribution, a scan around the threshold has a high sensitivity to the W-mass. Also for the t -channel only the well known $W e\nu$ -coupling is involved, so that the total cross section can be predicted without uncertainties from new physics. Any anomalous triple gauge couplings enter via the s -channel and are therefore suppressed by an additional factor β^2 . It is therefore possible to measure the W-mass precisely from a scan of the threshold region.

	LEP/SLC/Tev [19]	TESLA
$\sin^2\theta_{\text{eff}}^\ell$	0.23146 ± 0.00017	± 0.000013
lineshape observables:		
M_Z	$91.1875 \pm 0.0021 \text{ GeV}$	$\pm 0.0021 \text{ GeV}$
$\alpha_s(M_Z^2)$	0.1183 ± 0.0027	± 0.0009
$\Delta\rho_\ell$	$(0.55 \pm 0.10) \cdot 10^{-2}$	$\pm 0.05 \cdot 10^{-2}$
N_ν	2.984 ± 0.008	± 0.004
heavy flavours:		
\mathcal{A}_b	0.898 ± 0.015	± 0.001
R_b^0	0.21653 ± 0.00069	± 0.00014
M_W	$80.436 \pm 0.036 \text{ GeV}$	$\pm 0.006 \text{ GeV}$

Table 5.1.2: Possible improvement in the electroweak physics quantities at TESLA. For α_s and $\Delta\rho_\ell$ $N_\nu = 3$ is assumed.

It should however be noted, that the double pole approximation is not valid in the threshold region. In order to reach sufficient accuracy in this energy range, a full four-fermion calculation with radiative corrections is required. The necessary improvements should be possible within the coming years such that the theoretical accuracy will be no obstacle to the precision tests.

With TESLA one can collect an integrated luminosity of 100 fb^{-1} per year at $\sqrt{s} \sim 161 \text{ GeV}$. The different polarisation states allow to enhance or suppress the signal helping to obtain the background directly from the data. A five point scan with $160.4 \text{ GeV} \leq \sqrt{s} \leq 162 \text{ GeV}$ and an additional point at $\sqrt{s} = 170 \text{ GeV}$ has been simulated [22], assuming the same efficiency and purity as reached at LEP. With a total error of 0.25% on the luminosity and on the selection efficiencies M_W can be measured with a total precision of 6 MeV. The method is experimentally robust, for example even if the efficiencies are left free in the fit, the error only increases to 7 MeV. The achievable errors at the scan points are compared with the sensitivity to the W-mass in Fig. 5.1.7.

5.1.2.4 Interpretation of the high precision data

The high precision measurements can be used to test the Standard Model at the loop level. However one of the most important radiative corrections is due to the running of the electromagnetic coupling α from zero momentum transfer to the Z-scale. This running is mainly caused by the contribution of fermion loops. The lepton loops can be calculated reliably without any significant uncertainty. However, due to additional QCD corrections the quark loops are much more uncertain. $\alpha(s)$ can be expressed as $\alpha(s)^{-1} = \left(1 - \Delta\alpha_{\text{lep}}(s) - \Delta\alpha_{\text{had}}^{(5)}(s) - \Delta\alpha_{\text{top}}(s)\right) \cdot \alpha^{-1}$. If $\Delta\alpha_{\text{had}}^{(5)}(s)$ is calculated in a completely model independent fashion from a convolution of the $e^+e^- \rightarrow \text{hadrons}$ cross section alone using only the optical theorem [23, 24], one obtains from the low energy data, including the latest BES results [25], $\Delta\alpha_{\text{had}}^{(5)}(M_Z^2) = (279.0 \pm 4.0) \cdot 10^{-4}$

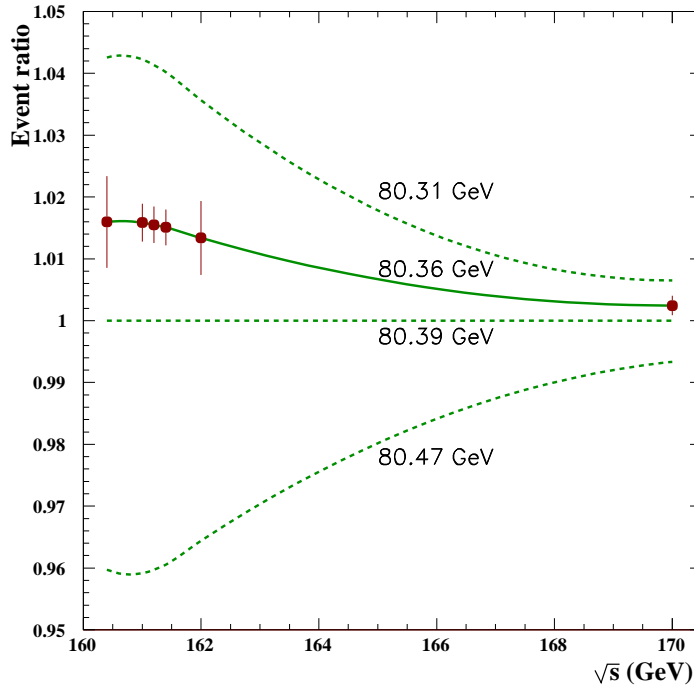


Figure 5.1.7: Sensitivity of the W -pair threshold scan to the W -mass. The vertical axis shows the ratio of the cross section to the predicted cross section for $M_W = 80.39$ GeV. The error bars represent the expected errors for the scan described in the text.

corresponding to an uncertainty in the Standard Model prediction of $\sin^2\theta_{\text{eff}}^\ell$ of 0.00014. However, the sensitivity to the details of the resonance region can be reduced significantly, if the low energy data is used to fit the coefficients of a QCD operator product expansion instead of integrating the total cross section. If the hadronic cross section is known to 1% up to the Υ -resonances the uncertainties are $\Delta\sin^2\theta_{\text{eff}}^\ell = 0.000017$ and $\Delta M_W = 1$ MeV [24].

A Z -mass error of 2 MeV from LEP contributes 0.000014 to the uncertainty of the $\sin^2\theta_{\text{eff}}^\ell$ prediction, about the same size as the experimental error and the uncertainty from $\alpha(M_Z^2)$. For M_W the direct uncertainty due to M_Z is 2.5 MeV. However, if the beam energy is calibrated relative to the Z -mass, so that the relevant observable is M_W/M_Z , the error is smaller by a factor three.

An uncertainty in the top quark-mass of 1 GeV results in an uncertainty of the $\sin^2\theta_{\text{eff}}^\ell$ prediction of 0.00003 and in the one for M_W of 6 MeV. For a top-mass error of $\Delta m_t \approx 100$ MeV, as it is possible from a top-threshold scan at TESLA (see section 5.3) this uncertainty is completely negligible.

Including the possible improvement on $\alpha(M_Z^2)$ very stringent tests of the Standard Model are possible. Figure 5.1.8 shows as an example the variation of the fit- χ^2 as a function of the Higgs-mass for the present data and for TESLA. It can be seen that the Higgs-mass can indirectly be constrained at the level of 5% [17, 26].

If the Higgs-mass is in the range predicted by the current precision data, the Higgs

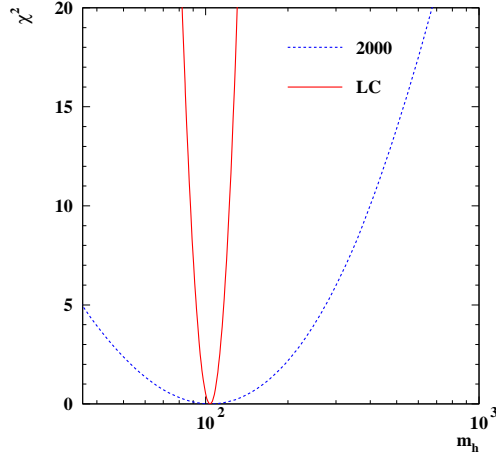


Figure 5.1.8: $\Delta\chi^2$ as a function of the Higgs-mass for the electroweak precision data now and after GigaZ running.

will have been found at the time of the high precision electroweak measurements. In this case the data can be used to check the consistency of the SM or to measure free parameters in by then established extensions of the model. As an example Fig. 5.1.9 shows the constraints that can be obtained in m_A and $\tan\beta$ from the low energy running if other SUSY parameters, especially the stop sector, are already known or, alternatively, in m_A and $m_{\tilde{t}_2}$ if $\tan\beta$ and the parameters, that can be measured from the light stop only, are known [26]. Further applications of GigaZ to Supersymmetry are discussed in chapter 2.3.2.

For more model independent analyses frequently reparameterisations of the radiative correction parameters are used where the large isospin-breaking corrections are absorbed into one parameter, so that the others depend only on the logarithmic terms. One example are the so called ε parameters [27]

$$\begin{aligned}\Delta\rho_\ell &= \varepsilon_1 \\ \sin^2\theta_{\text{eff}}^\ell &= \frac{1}{2} \left(1 - \sqrt{1 - \frac{4\pi\alpha(M_Z^2)}{\sqrt{2}G_F M_Z^2}} \right) (1 - 1.43\varepsilon_1 + 1.86\varepsilon_3) \\ \frac{M_W^2}{M_Z^2} &= \frac{1}{2} \left(1 + \sqrt{1 - \frac{4\pi\alpha(M_Z^2)}{\sqrt{2}G_F M_Z^2}} \right) (1 + 1.43\varepsilon_1 - 1.00\varepsilon_2 - 0.86\varepsilon_3).\end{aligned}$$

In this parameterisation ε_1 absorbs the large isospin-splitting corrections, ε_3 contains only a logarithmic M_H dependence while ε_2 is almost constant in the Standard Model and most extensions. Figure 5.1.10 a)-c) shows the the expectations in the $\varepsilon_i - \varepsilon_j$ -planes, compared to present data and to the SM prediction. Since the prediction for ε_2 is almost constant, in Fig. 5.1.10 d) the $\varepsilon_1 - \varepsilon_3$ -plane is shown, if ε_2 is fixed to the predicted value. In this case the precision along the large axis of the ellipse is dominated by the precise measurement of the W-mass.

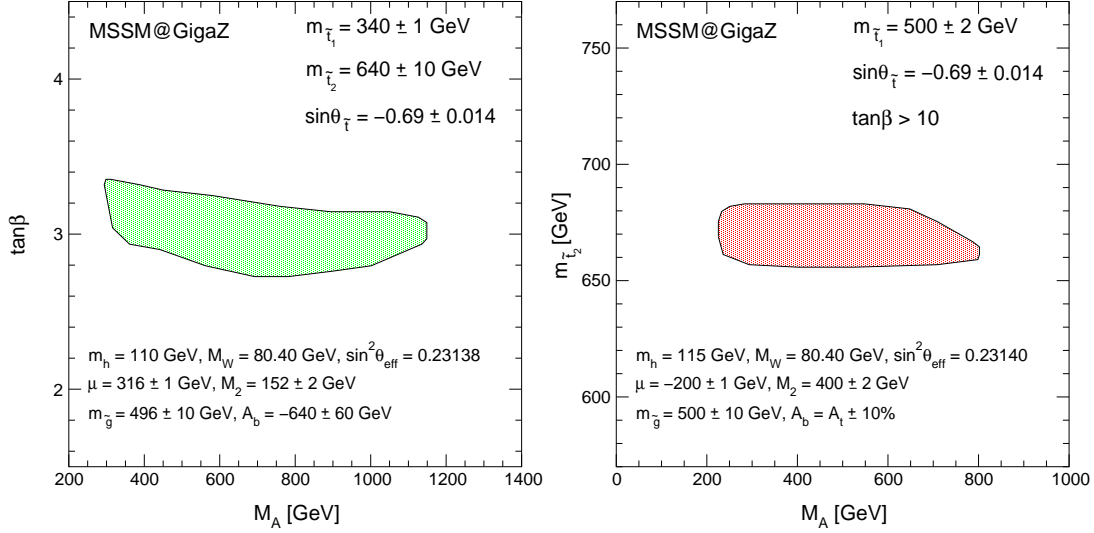


Figure 5.1.9: The regions in the $m_A - \tan\beta$ and $m_A - m_{\tilde{\tau}_2}$ plane, allowed by 1σ errors of the measurements of M_h , M_W and $\sin^2\theta_{\text{eff}}^{\ell}$.

In many extensions of the Standard Model ε_1 can be varied freely by adjusting some masses, so that, with the new physics for every Higgs-mass up to a TeV the prediction can be brought in agreement with the present data. This is also true to some extent with TESLA if the W -mass is not measured precisely. Only with the very accurate determination of M_W , one can tightly constrain M_H without the knowledge of ε_1 .

As an example of a possible interpretation of the precision data in the model independent framework, Fig. 5.1.11 shows the prediction of the 2 Higgs-doublet model (2HDM) for the ST parameters [28], which are basically equivalent to the ε parameters, for cases where a light Higgs exists but will not be seen directly (see section 2.3) compared to the present data and the projection of GigaZ [29]. Only with the precision of GigaZ it will be possible to distinguish between the Standard Model and the 2HDM.

5.1.3 Measurements of CKM-matrix elements

TESLA can also contribute to the measurement of the CKM matrix in W decays. There are three ways how a linear collider can access these matrix elements:

- in principle the absolute values of all elements not involving top-quarks can be measured in W -decays;
- the elements involving b-quarks, including phases, can be accessed in B-decays with the GigaZ option;
- the elements involving top quarks can be obtained from top decays.

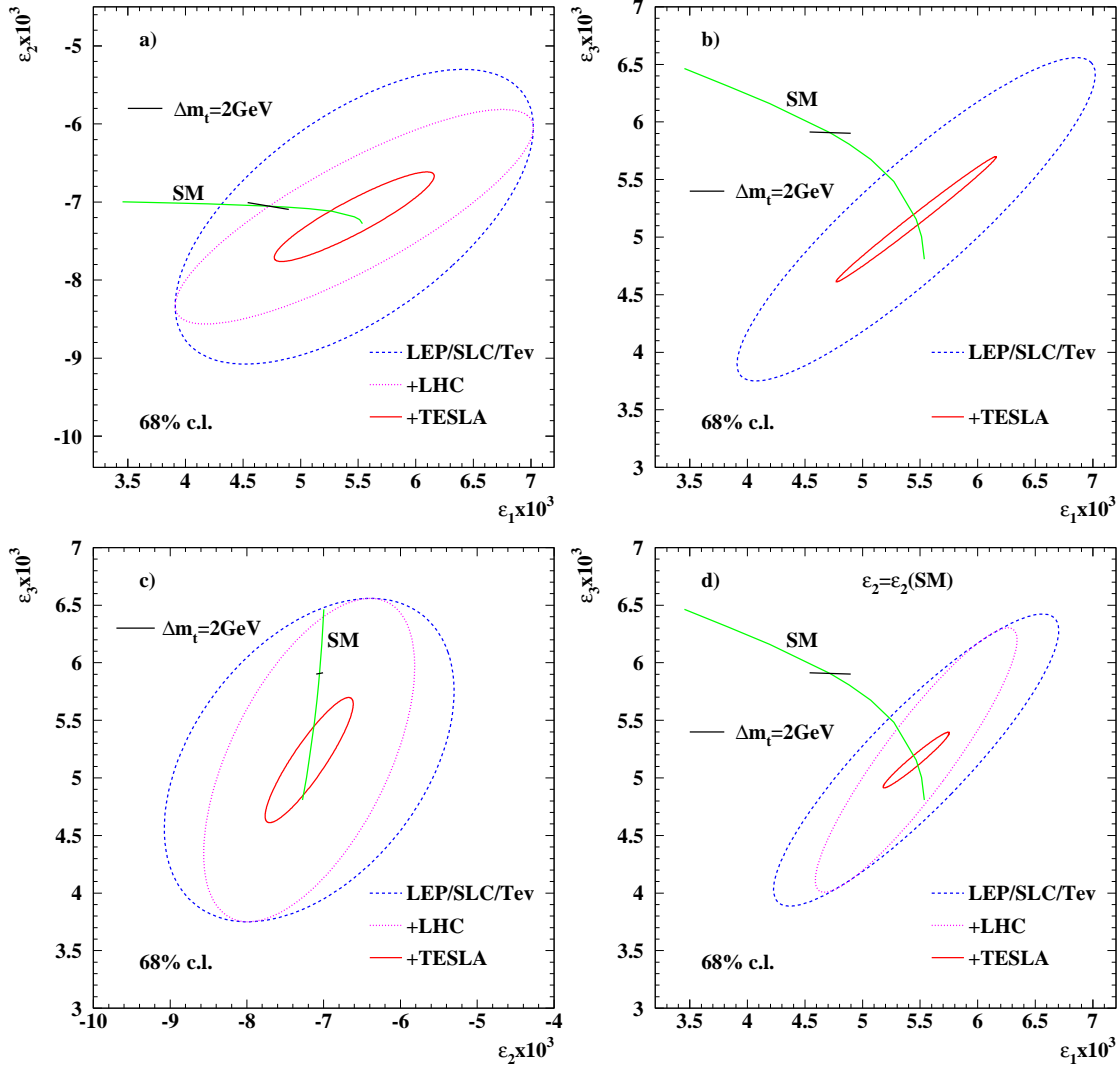


Figure 5.1.10: $\varepsilon_1 - \varepsilon_2$ (a), $\varepsilon_1 - \varepsilon_3$ (b), and $\varepsilon_2 - \varepsilon_3$ (c) for the present data and the expectation at a linear collider. The line marked “SM” shows the SM prediction with $m_t = 174 \text{ GeV}$ and varying M_H from 70 GeV (lower right end) to 1 TeV (upper left end). The effect of an uncertainty in m_t is indicated by the black line. $\Delta m_t = 100 \text{ MeV}$, expected from TESLA, is inside the SM line width. In d) $\varepsilon_1 - \varepsilon_3$ is shown with ε_2 fixed to its SM expectation.

The absolute values of the CKM elements can be obtained from the partial width of the W decaying into a specific quark final state. For this measurement both quarks in a W-decay need to be tagged. In such an analysis [30] W pairs and single W events can be used. c- and b-quarks are tagged with the microvertex detector while light quarks can be separated by identifying the leading charged hadron with dE/dx in the TPC. The tagging efficiencies can be measured free of any assumptions on the hadronisation mechanism during Z-running. Based on well know QCD scaling properties they can be

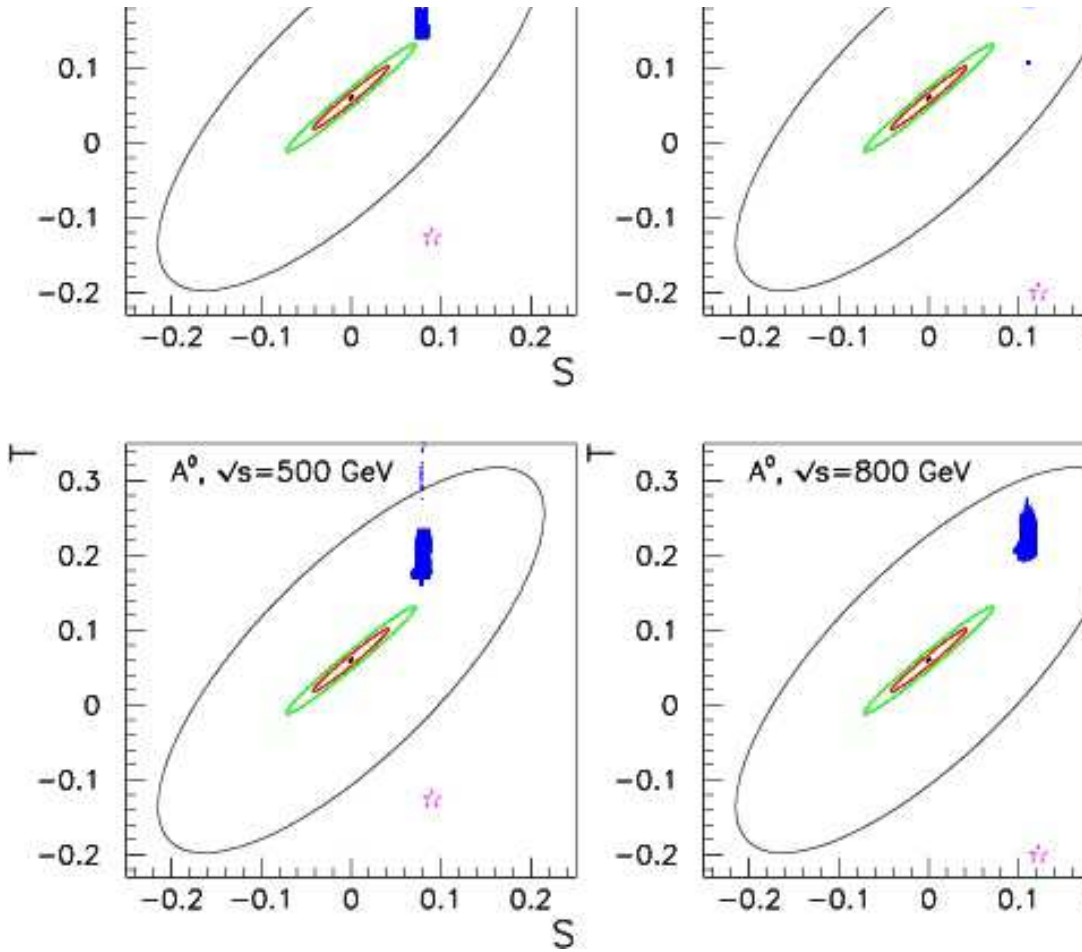


Figure 5.1.11: Prediction for S and T from the 2 Higgs doublet model with a light Higgs for the cases where no Higgs is found, compared to the current electroweak data and the projection for GigaZ. The outermost (black) ellipse is the 90% c.l. interval allowed by the present data. The green and the red ellipses are the 90% and 99% c.l. expectations for GigaZ. The blue points are the prediction of the 2HDM while the open star denotes the Standard Model prediction if the Higgs-mass is $\sqrt{s} - 100$ GeV. The plots labelled “ h^0 ” represent the case where the h is light, while the ones labelled “ A^0 ” are for the case where the A is light.

extrapolated from the Z-mass to the W-mass.

If no unitarity of the CKM matrix is imposed the elements $|V_{ui}|$, $i = d, s, b$ can be determined with precisions that are comparable to what is currently known [31]. All elements $|V_{ci}|$ can be determined to a better accuracy than present and foreseen measurements. This is in particular true for $|V_{cs}|$.

Especially $|V_{cb}|$, which is important in the interpretation of CP-violation in B-decays, is also competitive with the expected precision at the b-factories. In any case,

a measurement of the CKM matrix elements in W decays will be complementary to the measurements in heavy meson decays and can provide independent cross-checks. Furthermore, the errors in W decays are dominated by statistical errors and the theoretical interpretation does not involve the advanced theoretical machinery required for the reliable evaluation of heavy meson matrix elements.

In the GigaZ option about $4 \cdot 10^8$ b-hadrons are produced. The statistics is comparable to the e^+e^- b-factories with the additional advantage that also B_s -mesons and b-baryons are produced. The event sample is much smaller than at the experiments at hadron machines, BTeV and LHCb, but the events are much cleaner and all b-decays can be triggered.

The possibilities to measure CP-violation in B-decays have been studied in [17]. Due to the high beam polarisation and the large forward-backward asymmetry for $Z \rightarrow b\bar{b}$ -events the charge of the produced b-quark can be tagged with high efficiency and purity from its polar angle only. $\sin 2\beta$ can be measured from the time dependent asymmetry of the decay $B^0 \rightarrow J/\psi K_s^0$ and $\sin 2\alpha$ from $B^0 \rightarrow \pi^+\pi^-$, where the excellent mass resolution of the detector largely replaces particle identification. Table 5.1.3 compares the capabilities of TESLA for 10^9 Z-decays with other machines. TESLA with this statistics will not provide the best measurement in any channel, but still gives an interesting cross check. Furthermore the branching ratios $B^0 \rightarrow \pi^0\pi^0$ and $B^+ \rightarrow \pi^+\pi^0$, which are needed to separate penguin contributions in the $B^0 \rightarrow \pi^+\pi^-$ analysis can be measured with similar precision as at BaBar or Belle.

	$\sin 2\beta$	“ $\sin 2\alpha$ ”
BaBar/Belle [32]	0.12	0.26
CDF [33]	0.08	0.10
ATLAS [34]	0.01	0.09
LHCb [35]	0.01	0.05
TESLA	0.04	0.07

Table 5.1.3: Accuracy of CP violation measurements in the B system at different machines. The error on $\sin 2\alpha$ is under the assumption that no penguin diagrams contribute to the asymmetry.

In addition to the measurement of CKM phases the combination of luminosity, polarisation and clean environment offers some other interesting possibilities in B-physics [36].

The observation of the rare $b \rightarrow s\nu\bar{\nu}$ transitions requires a clean environment and GigaZ can provide enough luminosity to make the measurement feasible with $\mathcal{O}(10^3)$ expected events. The transition $b \rightarrow s\nu\bar{\nu}$ is of special interest, since it is very sensitive to Z-penguins, which receive contributions from new physics in a wide class of models like fourth generation, SUSY or models with an additional Z' [37]. Particularly intriguing would be a deviation from the Standard Model prediction for $b \rightarrow s\nu_\tau\bar{\nu}_\tau$ as

a signature for anomalous couplings in the third generation.

The Standard Model predicts that $\Gamma(b_R \rightarrow s_L \gamma) \gg \Gamma(b_L \rightarrow s_R \gamma)$, because the Penguin diagrams for right handed light quarks are suppressed by $\mathcal{O}(m_s/m_b)$. On the other hand, contributions from physics beyond the Standard Model can be comparable for the two decay modes. The helicity structure of the underlying quark decay can thus be measured analysing the decays of polarised $\Lambda_b \rightarrow \Lambda \gamma$.

At the Z-pole b-quarks are polarised with a polarisation of -94% . About two third of this gets transferred into the polarisation of the Λ_b . At GigaZ about 750 decays $\Lambda_b \rightarrow \Lambda \gamma$ should be seen. In a detailed analysis it has been shown that with such a sample of fully reconstructed events the asymmetry of the photon momentum with respect to the Λ_b -spin is sensitive to ratios between left- and right-handed couplings in the range 0.5 and 1.9 at the 5σ level [38].

Although theoretically less clean, similar angular asymmetries in rare hadronic 2-body decays such as $\Lambda_b \rightarrow \Lambda \Phi$ offer a unique opportunity to probe for new physics contributions to penguin operators with chiralities opposite to those in the Standard Model [38].

Polarised beauty baryons can also be used to measure novel effects of new physics through CP-odd correlations in exclusive as well as inclusive decays.

It should be noted that most results in B-physics, discussed in this section are statistics limited. If it is found worthwhile it should thus be possible to decrease the error by a factor of three by collecting 10^{10} Zs, which can be done in a few years of running.

5.1.4 Other electroweak tests at GigaZ

Taking advantage of the high statistics at GigaZ a couple of other electroweak tests are possible. With 10^9 events rare Z-decays can be tested. Especially for lepton flavour violating decays of the type $Z \rightarrow e\tau$ or $Z \rightarrow \mu\tau$ the sensitivity is on the 10^{-8} level. The Standard Model predictions for these decays are completely negligible [39], but, amongst others, models with heavy extra neutrinos [39] or several classes of supersymmetric models [40, 41] make predictions that can be tested. As an example Fig. 5.1.12 shows predictions of some models with extra neutrinos compared to the TESLA sensitivity. The rise of the Z decay rate is proportional to the fourth power of the leading neutrino mass scale due to symmetry breaking (neutrinos of different generations have different masses and mix with each other). The rise finally gets stopped by unitarity.

5.1.5 Conclusions

Measuring the properties of gauge bosons physics at very high scales can be tested either through loop corrections or via effective operators parameterising Born level effects suppressed by large masses. With TESLA the gauge boson couplings can be measured with good enough precision that, depending how electroweak symmetry breaking is

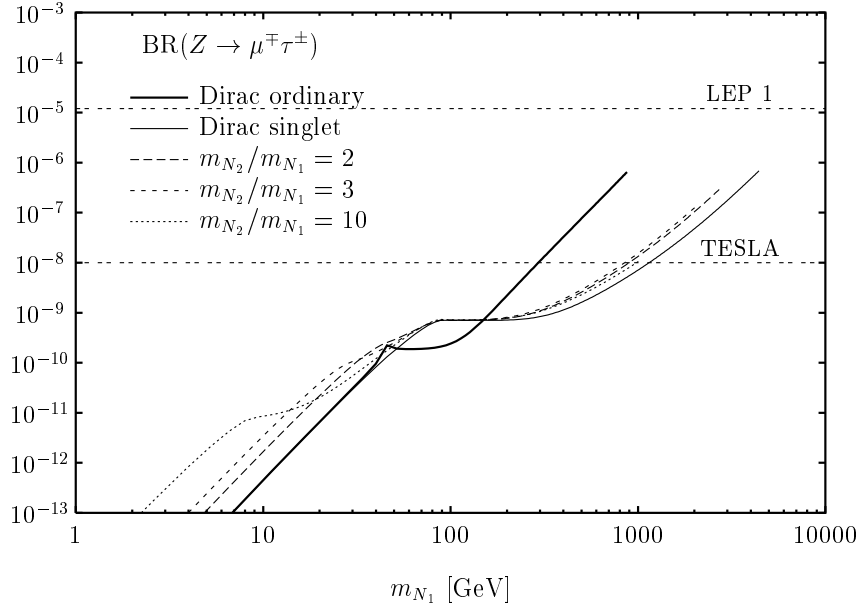


Figure 5.1.12: Upper limit for $BR(Z \rightarrow \mu^\mp \tau^\pm)$ if the SM is extended with: (i) one heavy ordinary (thick solid) or singlet (thin solid) Dirac neutrino of mass m_{N_1} ; (ii) two heavy right-handed singlet Majorana neutrinos (dashed lines) with masses m_{N_1} and m_{N_2} .

realised in nature, either loop effects, for example from Supersymmetry, can be seen or signals from a strongly interacting electroweak sector (see section 4.3) are visible.

Similarly, the strongly improved precision on the Z-couplings and the W-mass from high statistics running at lower energies allows stringent tests of the then-Standard Model. As an example, in Supersymmetry unmeasured parameters can be predicted in the same way as LEP and SLC have predicted the mass of the top-quark and later the mass of the Higgs-boson.

5.2 Extended Gauge Theories

Despite its tremendous success in describing the experimental data within the range of energies available today, the Standard Model, based on the gauge symmetry $SU(3) \times SU(2) \times U(1)$, cannot be the ultimate theory. It is expected that in a more fundamental theory the three forces are described by a single gauge group at high energy scales. This grand unified theory would be based on a gauge group containing $SU(3) \times SU(2) \times U(1)$ as a subgroup, and it would be reduced to this symmetry at low energies.

Two predictions of grand unified theories may have interesting phenomenological consequences in the energy range of a few hundred GeV:

(i) The unified symmetry group must be broken at the unification scale $\Lambda_{\text{GUT}} \gtrsim 10^{16}$ GeV in order to be compatible with the experimental bounds on the proton lifetime. However, the breaking to the SM group may occur in several steps and some subgroups may remain unbroken down to a scale of order 1 TeV. In this case the surviving group

factors allow for *new gauge bosons* with masses not far above the scale of electroweak symmetry breaking. Besides SU(5), two other unification groups have received much attention: In SO(10) three new gauge bosons W_R^\pm, Z_R may exist, in E_6 a light neutral Z' in the TeV range.

(ii) The grand unification groups incorporate extended fermion representations in which a complete generation of SM quarks and leptons can be naturally embedded. These representations accommodate a variety of additional *new fermions*. It is conceivable that the new fermions [if they are protected by symmetries, for instance] acquire masses not much larger than the Fermi scale. This is necessary, if the predicted new gauge bosons are relatively light. SO(10) is the simplest group in which the 15 chiral states of each SM generation of fermions can be embedded into a single multiplet. This representation has dimension **16** and contains a right-handed neutrino. The group E_6 contains SU(5) and SO(10) as subgroups, and each quark-lepton generation belongs to a representation of dimension **27**. To complete this representation, twelve new fields are needed in addition to the SM fermion fields.

5.2.1 Z' limits

The virtual effects of a new Z' or Z_R vector boson associated with the most general effective theories which arise from breaking $E_6 \rightarrow SU(3) \times SU(2) \times U(1) \times U(1)_{Y'}$ and $SO(10) \rightarrow SU(3) \times SU(2)_L \times SU(2)_R \times U(1)$, have been investigated Ref. [42]. Assuming that the $Z'(Z_R)$ are heavier than the available c.m. energy, the propagator effects on various observables of the process

$$e^+e^- \xrightarrow{\gamma, Z, Z'} f\bar{f}$$

have been analyzed. Here, the sensitivity reach to detect Z' bosons is studied for three center-of-mass energies ($\sqrt{s} = 500$ GeV, 800 GeV, 1 TeV) and for different scenarios of accuracy:

- case A:
 $\Delta P_{e^\pm} = 1.0\%$, $\Delta \mathcal{L} = 0.5\%$, $\Delta^{sys} \epsilon_{lepton} = 0.5\%$, $\Delta^{sys} \epsilon_{hadron} = 0.5\%$;
- case B:
 $\Delta P_{e^\pm} = 0.5\%$, $\Delta \mathcal{L} = 0.2\%$, $\Delta^{sys} \epsilon_{lepton} = 0.1\%$, $\Delta^{sys} \epsilon_{hadron} = 0.1\%$;

An integrated luminosity of 1000 fb^{-1} is assumed to be collected at each centre-of-mass energy. The polarization of electrons and positrons are 80% and 60%, respectively. The corresponding lower bounds (95% CL) on the Z' masses are given in Figure 5.2.1 in comparison to the corresponding numbers at the LHC [43]. Below a Z' resonance measurements of fermion-pair production are sensitive only to the ratio of Z' couplings and Z' mass. If a Z' will be detected at the LHC its origin can be found by determining the Z' couplings. Figure 5.2.2 demonstrates the resolution power between Z' models assuming that the mass of the new boson is measured at the LHC. Here, leptonic final states are considered and lepton–universality is assumed. If the potential Z' is heavier

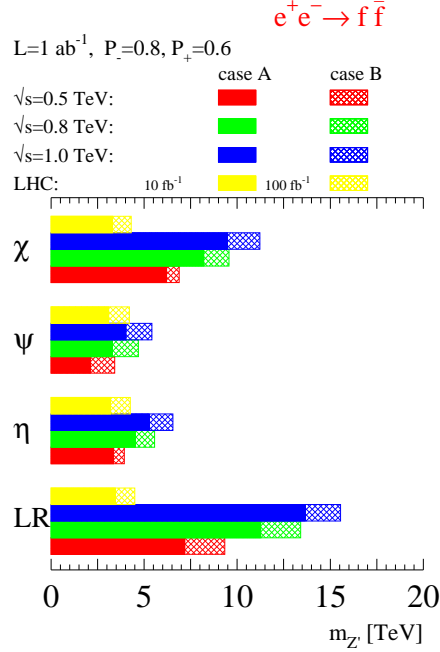


Figure 5.2.1: Sensitivity to lower bounds on the Z' , Z_R masses (95% C.L.) in E_6 (χ , ψ and η realization) and left–right symmetric models [44]. The integrated luminosity is 1000 fb⁻¹; the error scenarios A and B are described in the text.

than 4.8 TeV and/or it does not couple to quarks, there will be no sensitivity to $m_{Z'}$ at the LHC. Nevertheless, the analysis of fermion–pair production could detect a Z' and resolve the model. Instead of extracting the Z' couplings to fermions, v'_f , a'_f , normalized Z' couplings, a_f^N , v_f^N , have to be obtained:

$$a_f^N = a'_f \sqrt{\frac{s}{m_{Z'}^2 - s}}; \quad v_f^N = v'_f \sqrt{\frac{s}{m_{Z'}^2 - s}}. \quad (5.2.1)$$

Assuming a Z' with $m_{Z'}=5$ TeV, its detection and identification will be possible as demonstrated in Figure 5.2.3. A Z' is postulated with $m_{Z'}=5$ TeV and with leptonic couplings as suggested in the χ model. Measurements at $\sqrt{s}=1$ TeV with $\mathcal{L}=1000$ fb⁻¹ and accuracies of $\Delta P_{e^\pm}=0.5\%$, $\Delta\mathcal{L}=0.5\%$ and $\Delta^{sys}\epsilon_{lepton}=0.5\%$ will allow to derive bounds on a_i^N , v_i^N as shown by the solid line. If $\Delta^{sys}\epsilon_{lepton}=0.2\%$ and $\Delta\mathcal{L}=0.2\%$ these bounds could be shrunk to the dashed-dotted line. On the line of the χ model the allowed area in the (a_i^N, v_i^N) –plane is located around the point $(a_\chi^N(m_{Z'}=5 \text{ TeV}), v_\chi^N(m_{Z'}=5 \text{ TeV}))$. Fixing the leptonic Z' couplings to the χ model, a mass range of $4.3 \text{ TeV} \leq m_{Z'} \leq 6.2 \text{ TeV}$ is derived for $\Delta_{sys}=0.5\%$ and $4.5 \text{ TeV} \leq m_{Z'} \leq 5.9 \text{ TeV}$ for $\Delta_{sys}=0.2$, respectively.

It should be noted that a two-fold ambiguity in the signs of couplings remains since all observables are bilinear products of a'_f and v'_f .

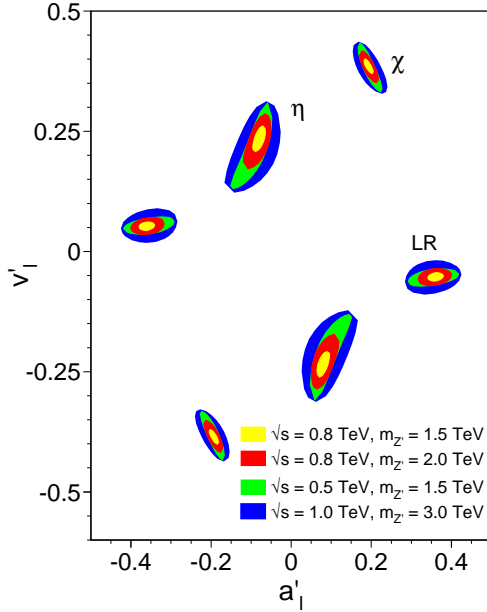


Figure 5.2.2: Resolution power (95% CL) for different $m_{Z'}$ based on measurements of leptonic observables at $\sqrt{s}=500$ GeV, 800 GeV, 1 TeV with a luminosity $\mathcal{L}_{int}=1000$ fb $^{-1}$ [44]. The leptonic couplings of the Z' correspond to the χ , η or LR model.

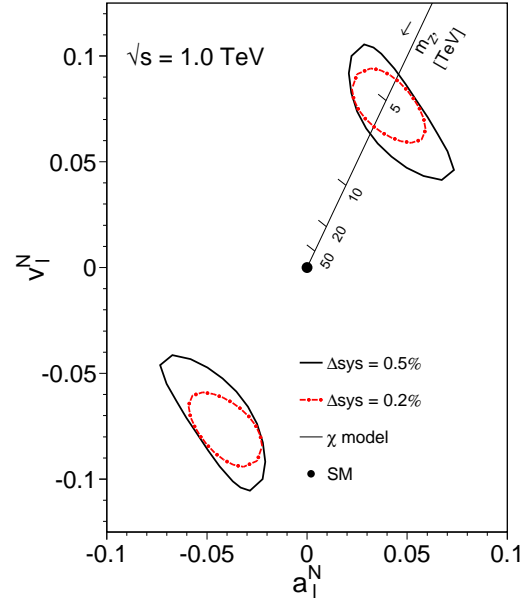


Figure 5.2.3: Resolution power (95% CL) for a Z' based on measurements of leptonic observables at $\sqrt{s}=1$ TeV and $\mathcal{L}_{int}=1000$ fb $^{-1}$ [44]. The Z' is exemplified in the χ model with $m_{Z'}=5$ TeV; the Z' mass is unknown.

5.2.2 W' limits

The limits on extra charged gauge bosons shown here are based on the two reactions $e^+e^- \rightarrow \nu\bar{\nu}\gamma$ (see Fig. 5.2.4a) and $e\gamma \rightarrow \nu q + X$ (see Fig. 5.2.4b) for three different models: the SM-type heavy W' (SSM W'), the left-right model (LRM) and the SM-type Kaluza–Klein-excitation model (KK) [45]. The SM inputs $M_W = 80.33$ GeV, $M_Z = 91.187$ GeV, $\sin^2\theta_W = 0.23124$, $\alpha = 1/128$ and $\Gamma_Z = 2.49$ GeV are used in the numerics.

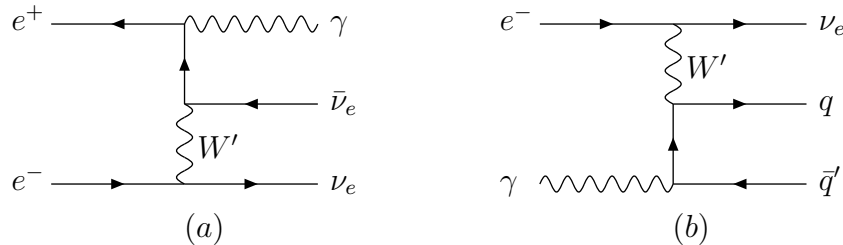


Figure 5.2.4: Typical diagrams for the processes (a) $e^+e^- \rightarrow \nu\bar{\nu}\gamma$ and (b) $e\gamma \rightarrow \nu q + X$.

Details of the W' analysis based on $e^+e^- \rightarrow \nu\bar{\nu}\gamma$ can be found in Ref. [45]. In order to take into account detector acceptance, the photon energy, E_γ , and the angle of the photon with respect to the beam axis, θ_γ , are restricted to the ranges $E_\gamma \geq 10$ GeV and $10^0 \leq \theta_\gamma \leq 170^0$. These cuts also remove singularities arising for soft or collinear photons. The photon's transverse momentum is restricted to $p_T^\gamma > \sqrt{s} \sin\theta_\gamma \sin\theta_v / (\sin\theta_\gamma + \sin\theta_v)$, where θ_v is the minimum angle down to which the veto detectors may observe electrons or positrons, here $\theta_v = 25$ mrad. This cut removes the largest background, namely radiative Bhabha-scattering where the scattered e^+ and e^- go undetected down the beam pipe.

Figure 5.2.5 shows the possible constraints (95% C.L.) on the right- and left-handed couplings of a W' to fermions using the total cross section σ and the left-right asymmetry A_{LR} as observables. The assumed systematic errors for $\sigma(A_{LR})$ are 0.5%(0.25%). 80% electron and 60% positron polarization are assumed. It is assumed in this figure that there exists a heavy SSM W' and that there is no signal from additional neutral gauge bosons. The W' couplings can only be constrained up to a two-fold ambiguity. This ambiguity could be resolved by reactions where the W' couples to a triple gauge vertex.

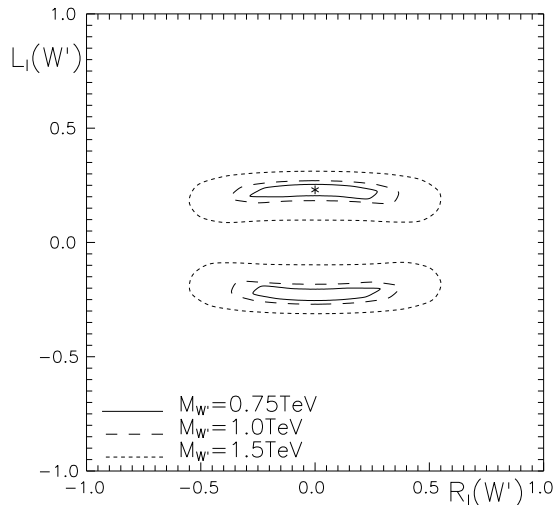


Figure 5.2.5: 95% C.L. constraints from $e^+e^- \rightarrow \nu\bar{\nu}\gamma$ on couplings of the SSM W' indicated by a star for $\sqrt{s} = 500$ TeV and $L_{int} = 1000$ fb $^{-1}$ with a systematic error of 0.5% (0.25%) for $\sigma(A_{LR})$ for different W' masses, see text.

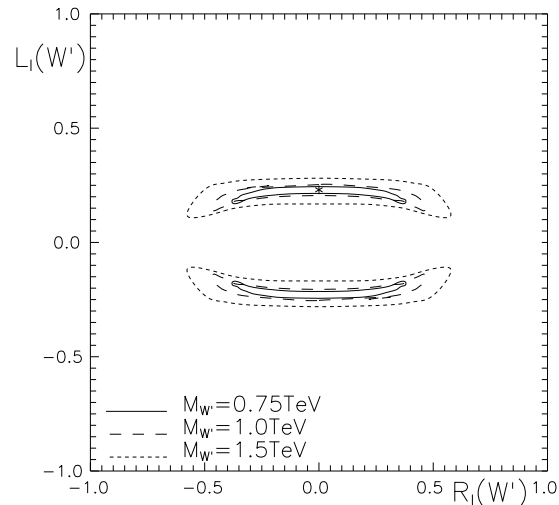


Figure 5.2.6: 95% C.L. constraints from $e^+\gamma \rightarrow \bar{\nu}q + X$ on couplings of the SSM W' indicated by a star for $\sqrt{s}_{e^+e^-} = 0.5$ TeV and $L_{int} = 1000$ fb $^{-1}$ with a 2% systematic error for different W' masses. The results have been obtained by convolution with the spectrum of Compton-backscattered laser photons.

Details of the W' analysis based on $e\gamma \rightarrow \nu q + X$ can be found in Ref. [46]. In order to take into account detector acceptance, the angle θ_q of the detected quark relative

to the beam axis is restricted to $10^0 \leq \theta_q \leq 170^0$. The quark's transverse momentum relative to the beam is restricted to $p_T^q > 40$ (75) GeV for $\sqrt{s} = 0.5(1.0)$ TeV. This cut suppresses various SM backgrounds.

Figure 5.2.6 shows the possible constraints (95% C.L.) on SSM W' couplings to fermions for backscattered laser photons. The best W' limits come from the observable $d\sigma/dp_T^q$. The assumed systematic error of 2% dominates the statistical error, thus eliminating the potential gain from high luminosities. W' limits from backscattered laser photons are considerably better than those from Weizsäcker–Williams photons. Polarized beams give only a minor improvement to W' limits after including systematic errors. The W' couplings can only be constrained up to a two-fold ambiguity.

Table 5.2.1 shows mass sensitivity limits (95% C.L.) from both reactions for a W' predicted in the three models introduced above for different systematic errors. All assumptions are the same as in Figures 5.2.5 and 5.2.6. The e^+e^- limits on the SSM W' do not improve with polarized beams. The e^+e^- limits on the W' predicted in the LRM (KK) show a weak (considerable) improvement with polarized beams. As mentioned before, the $e\gamma$ limits do not improve much with polarized beams. Backscattered laser photons give important complementary W' limits relative to e^+e^- scattering.

syst. error in %	$\sqrt{s} = 0.5$ TeV, $L_{int} = 1000$ fb $^{-1}$					$\sqrt{s} = 1$ TeV, $L_{int} = 1000$ fb $^{-1}$				
	$e^+e^- \rightarrow \nu\bar{\nu}\gamma$		$e\gamma \rightarrow \nu q + X$			$e^+e^- \rightarrow \nu\bar{\nu}\gamma$		$e\gamma \rightarrow \nu q + X$		
	0.1	0.5	2.0	0.5	2.0	0.1	0.5	2.0	0.5	2.0
Model										
SSM W'	4.8	3.8	1.7	4.0	2.7	5.9	4.8	2.2	5.8	4.6
LRM	1.3	1.1	0.9	0.7	0.6	1.7	1.4	1.2	1.2	1.1
KK	5.0	4.0	1.8	5.7	3.8	6.4	5.1	2.3	8.2	6.5

Table 5.2.1: W' sensitivity limits (95% CL) in TeV, see text.

5.2.3 SO(10) neutrinos and E_6 leptons

i) *SO(10) neutrinos.* The fundamental representation of the SO(10) gauge group contains 16 fermions, which consist of the 15 fermions of one family in the Standard Model (SM) and a right-handed neutrino, which is a singlet under the SM gauge group. Mixing between ordinary and heavy right-handed neutrinos induces new couplings, which allow for the single production of the latter. Due to the large contribution of the t -channel W exchange, single Majorana neutrinos can be produced with masses close to the total c.m. energy of the e^+e^- collider; for mixing parameters not too tiny, $\xi \gtrsim 10^{-2}$, the production rates are large enough for the states to be detected [47], see Fig. 5.2.7 a.

ii) *E_6 leptons.* Twelve new fermions are needed to complete the 27 dimensional fundamental representation of E_6 . They consist of two weak isodoublet leptons, two isosinglet neutrinos, which can be either of the Dirac or Majorana type, and an isosinglet quark

with charge $-1/3$ appearing in a left- and a right-handed state:

$$\left[\begin{array}{c} \nu_E \\ E^- \end{array} \right]_L \quad \left[\begin{array}{c} \nu_E \\ E^- \end{array} \right]_R \quad N \quad N' \quad D_L \quad D_R$$

Since the new fermions are either gauge singlets under the electroweak gauge group or vector-like there are no significant constraints on their masses and couplings from precision data. These particles can be pair produced via gauge boson exchange including a new Z' boson related to an additional abelian factor in the gauge group structure at low energies. The cross sections for pair production of the heavy charged and neutral isodoublet leptons are rather large thus allowing for the discovery of these particles with masses close to the beam energy [48], as can be inferred from Fig. 5.2.7 b.

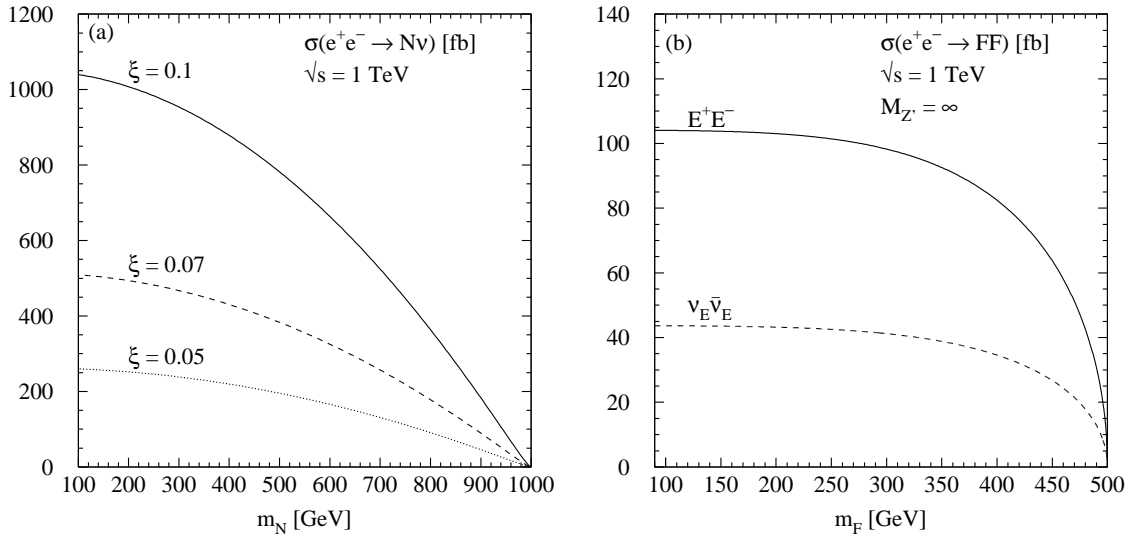


Figure 5.2.7: Cross sections for (a) single $SO(10)$ Majorana neutrinos [for various mixing parameters ξ] and (b) heavy E_6 lepton pair production [without Z' exchange] at $\sqrt{s} = 1$ TeV.

5.2.4 Heavy Majorana neutrinos in e^-e^- collisions

Throughout the TESLA physics studies, there has been the consideration that, in its electron-electron version, this machine can give unmistakable and irrefutable evidence for the existence of TeV-level Majorana neutrinos, should Nature have chosen to account in this way for the deficiencies of the Standard Model neutral-lepton sector. Recent evidence on possible neutrino oscillations has done little to clear up the broader picture of (i) the Majorana vs. Dirac character of the neutrinos and (ii) the disparity of masses of charged vs. neutral fermions in higher symmetry schemes.

The exchange of TeV-level Majorana neutrinos in high-energy scattering of left-handed electrons can lead to clear signals in the reaction $e^-e^- \rightarrow W^-W^-$. In addition, the energy dependence of those signals gives precise information on mass and couplings of the exchanged Majorana neutrino. Assuming a discovery limit of 8 events for an integrated luminosity of 500 fb^{-1} at $\sqrt{s} = 500 \text{ GeV}$ and 80% polarized electron beams, the discovery potential of TESLA ranges from about 1 TeV for smaller mixing $\sim 3 \cdot 10^{-4}$ to about 2 TeV for larger mixing $\sim 5 \cdot 10^{-4}$, corresponding to the range of upper bounds allowed by experimental constraints [49]. These numbers scale approximately with the energy, i.e. for $\sqrt{s} = 800 \text{ GeV}$ the discovery limits are raised to 1.6 TeV and 3.2 TeV, respectively.

It has to be examined whether (a) such a process is excluded due to the non-observation of neutrinoless double beta decay, and (b) the greatest sensitivity to the possible existence of heavy right-handed singlets is offered by new and recently proposed experiments involving large tanks of double-beta-decay candidates such as germanium. Recently it has been demonstrated that the constraints on Majorana neutrinos imposed by these experiments turn out to be very weak if color effects and alternative contributions from e.g. supersymmetric particles or leptoquarks are properly taken into account [49]. TESLA is the one venue for cleanly interpretable experimentation, where the energy and helicities of the incoming electrons provide for clean identification and definition of the exchanged heavy neutral lepton.

5.2.5 Conclusions

Extensions of the SM gauge group $SU(3) \times SU(2) \times U(1)$ lead to the existence of new heavy gauge bosons Z' and W' and novel heavy fermions, the masses of which can be in the TeV range. Z' and W' gauge bosons can be discovered with masses up to about 5 TeV at the LHC, while TESLA exceeds the sensitivity to Z' masses up to $\sim 15 \text{ TeV}$ and SSM W' masses up to $\sim 6 \text{ TeV}$ via indirect virtual effects in leptonic processes. The couplings of these novel gauge bosons can be measured accurately at TESLA thanks to the high luminosities available at TESLA. The LHC will be the better environment for the search of new heavy quark states, while TESLA will discover novel heavy leptons with masses up to the kinematical limits. The comparison between TESLA and the LHC is summarized in Table 5.2.2.

5.3 Top Quark Physics

The top quark is by far the heaviest fermion observed, yet all the experimental results tell us that it behaves exactly as would be expected for a third generation Standard Model (SM) quark with charge $+2/3$. In particular the direct measurement of the mass of the top quark by the CDF and D0 collaborations at the Tevatron, yielding a combined result of $m_t = 174.3 \pm 5.1 \text{ GeV}$, is in striking agreement with the earlier SM electroweak analysis of data recorded at LEP and SLC [50].

Its large mass, which is close to the scale of electroweak symmetry breaking, ren-

Alternative	TESLA	LHC
Z' masses	$M_{Z'} \lesssim 15 \text{ TeV}$	$M_{Z'} \lesssim 5 \text{ TeV}$
Z' couplings	$\mathcal{O}(10\%)$?
SSM W' masses	$M_{W'} \lesssim 6 \text{ TeV}$	$M_{W'} \lesssim 5 \text{ TeV}$
W' couplings	$\mathcal{O}(10\%)$?
SO(10), E_6 fermions	leptons	quarks

Table 5.2.2: Comparison of TESLA and LHC for several aspects of extended gauge theories.

ders the top quark a unique object for studying the fundamental interactions in the attometer regime. It is likely to play a key role in pinning down the origin of electroweak symmetry breaking and in the search for clues to solve the flavour problem. If the Higgs mechanism should be verified then, for instance, the measurement of the top Yukawa coupling (see the section on Higgs bosons) would help to discriminate between SM and non-SM scenarios. High-precision measurements of the properties and interactions of top quarks are therefore mandatory at any future collider.

e^+e^- colliders are the most suitable instruments to study the properties of top quarks under clean experimental conditions. Operating the machine at the $t\bar{t}$ threshold, the mass of the top quark can be determined with an accuracy that is an order of magnitude superior to measurements at hadron colliders. A further asset is the availability of beam polarisation which is a powerful tool in precision studies of the neutral and charged current interactions of the top quark, both at threshold and in the continuum. These studies include accurate determination of the “static” properties of top quarks, its vector and axial vector couplings and its magnetic and electric dipole moment, as well as measurement of the charged-current couplings in the main decay channel. Moreover, decays of the top quark into novel particles, as predicted by extensions of the Standard Model, for instance into charged Higgs bosons and/or stop particles may be observed. The top-Higgs Yukawa coupling is best determined in the reaction $e^+e^- \rightarrow t\bar{t}H$ discussed in section 2.

Since the lifetime of the t quark is much shorter than the typical hadronisation time set by the scale Λ_{QCD}^{-1} , top quark production and decay can be analysed within perturbative QCD [51]. Unlike the case of light quarks the properties of the top quark, in particular its spin properties, are reflected directly in the distributions of the jets, W bosons, or leptons into which the t and \bar{t} decay. This additional important distinctive feature of top quarks will open up the rich phenomenology referred to above.

5.3.1 Profile of the top quark: decay modes

a) *The Dominant SM Decay.* The channel $t \rightarrow b + W^+$ is the dominant top quark decay mode, not only in the Standard Model but also in extended scenarios. In the SM the total top width Γ_t is, for all practical purposes, equal to the partial width of this decay mode. To lowest order

$$\Gamma(t \rightarrow b + W^+) = \frac{G_F |V_{tb}|^2 m_t^3}{8\sqrt{2}\pi} \left[1 - \frac{m_W^2}{m_t^2}\right]^2 \left[1 + 2\frac{m_W^2}{m_t^2}\right]. \quad (5.3.1)$$

A large fraction, $p_L = m_t^2/(m_t^2 + 2m_W^2) \approx 0.7$, of the decay W bosons are longitudinally polarised. The proportionality of Γ_t to the third power of m_t is due to the fact that in the SM the longitudinal W component, dominating for large t masses, is to be identified with the charged Goldstone boson, the coupling of which grows with the t mass. The width of the top quark is known to second-order QCD [52] and first-order electroweak corrections [53]. Numerically $\Gamma_t/|V_{tb}|^2 = 1.39 \text{ GeV}$ for $m_t = 175 \text{ GeV}$ (pole mass).

The direct measurement of the top quark width is difficult. The most promising method appears to be the extraction of the width from the forward-backward asymmetry of t quarks near the e^+e^- production threshold. This asymmetry which is generated by the overlap of parity-even S - and parity-odd P -wave production channels is sensitive to the width Γ_t . Including the other threshold observables, cross section and momentum distributions, a precision of about 10 % can be expected for the measurement of Γ_t in total [54]. A more precise knowledge of Γ_t , which should eventually be feasible, would allow an accurate determination of the CKM matrix elements $|V_{tq}|$ via measurement of the respective branching ratios [55].

Chirality of the (tb) decay current. The precise determination of the weak isospin quantum numbers does not allow for large deviations of the (tb) decay current from the standard $V-A$ structure. Nevertheless, since $V+A$ admixtures may grow with the masses of the quarks involved ($\sim \sqrt{m_t/M_X}$ through mixing with heavy mirror quarks of mass M_X , for instance), it is necessary to check the chirality of the decay current directly. The l^+ energy distribution in the semileptonic decay chain $t \rightarrow W^+ \rightarrow l^+$ depends on the chirality of the current. For $V-A$ couplings it is given by $dN/dx_l \sim x_l^2(1-x_l)$. Another SM prediction, which is important for helicity analyses, is that the charged lepton in the semileptonic (or the d-type quark in non-leptonic) decays of polarised top quarks is the best analyser of the top spin [56]: $dN_{pol}/dx_l d\Omega_l \sim dN/dx_l(1 + \mathbf{s}_t \cdot \hat{\mathbf{p}}_l)$, where \mathbf{s}_t and $\hat{\mathbf{p}}_l$ are the top polarisation and the lepton direction of flight in the top rest frame, respectively.

A deviation from the standard $V-A$ current would change this distribution; in particular it would stiffen the energy spectrum and it would lead to a non-zero value of the energy distribution at the upper end-point. Extrapolating the analysis of [57] to the present TESLA design luminosity gives an experimental sensitivity to possible $V+A$ admixtures (corresponding to the form factor F_{LR}^W that measures $(V+A)/(V-A)$) which is listed in Table 5.3.1).

b) *Non-Standard Top Decays.* Such decays could occur, for example, in supersymmetric extensions of the Standard Model: top decays into charged Higgs bosons and/or into

stop particles and neutralinos:

$$t \rightarrow b + H^+ \quad , \quad t \rightarrow \tilde{t} + \tilde{\chi}_1^0 . \quad (5.3.2)$$

If kinematically allowed, branching ratios for these decay modes could be as large as $\mathcal{O}(10\%)$ for the Higgs and several percent for the SUSY decay Fig. 5.3.1 [58], given the present constraints on supersymmetric parameters. The signatures for these decay modes are very clear and they are easy to detect experimentally [59]. The subsequent decays of charged Higgs bosons H^+ manifest themselves through decays to $\tau^+\nu_\tau$ and $c\bar{s}$ with rates which are different from the universal W decay rates in the Standard Model, thus breaking τ *vs.* e, μ universality. If this decay exists it will first be seen at a hadron collider: perhaps at the Tevatron or eventually at the LHC. Nevertheless, at a Linear Collider additional important insight could be obtained into the coupling strength of the charged Higgs boson and its properties by measuring the branching ratio of this mode [59].

If neutralinos are the lightest supersymmetric particles, they escape undetected in stop decays, so that a large amount of missing energy would be observed in these decay modes. At a high luminosity linear collider this channel can be detected down to a branching fraction of slightly less than 1 percent [59].

Besides breaking the $V-A$ law for the chirality of the $t \rightarrow bW$ decay current, mixing of the top quark with other heavy quarks would break the GIM mechanism if the new quark species do not belong to the standard doublet/singlet assignments of isospin multiplets. As a result, FCNC (tc) couplings of order $\sqrt{m_t m_c}/M_X^2$ may be induced. FCNC t quark decays, for example $t \rightarrow c\gamma$ or cZ , may therefore occur at the level of a few permille; down to this level they can be detected experimentally [60]. The large number of top quarks produced at the LHC allows, however, to search for rare FCNC decays with clean signatures, such as $t \rightarrow cZ$, down to a branching ratio of less than 10^{-4} .

5.3.2 Threshold production: the top mass

Quark-antiquark production near the threshold in e^+e^- collisions is of great interest as it offers a unique way to investigate the bound-state dynamics of strongly interacting particles. The long lifetime of the lighter quarks allows the strong interactions to build up rich structures of bound states and resonances. For the top quark with its large mass and width, the picture is different: the decay time of the states is shorter than the revolution time of the constituents so that toponium resonances can no longer form [51]. Nevertheless, the remnants of the toponium S -wave resonances induce a fast rise of the cross section near the threshold. The steep rise provides by far the best method for high-precision measurements of the top quark mass. In comparison to the reconstruction of the invariant mass of jets originating from a single top quark at future hadron colliders the LC threshold method is superior by an order of magnitude. This method has the advantage that the cross section for the production of a colour singlet $t\bar{t}$ state is analysed. Inferring the mass of a coloured object like the top quark from the

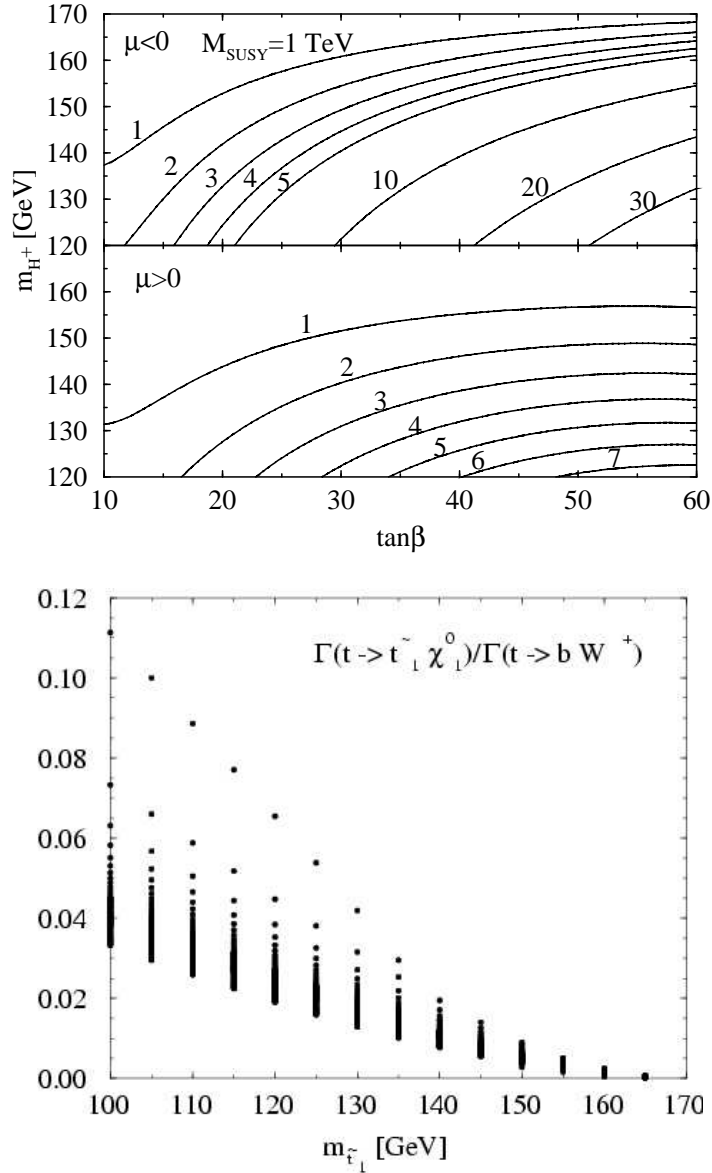


Figure 5.3.1: a) Contour of fixed branching ratios (in percent) of top quark decays to charged Higgs bosons in supersymmetric theories, for two characteristic sets of parameters [58]. Also shown is the range of charged Higgs boson masses as a function of the coupling $\tan\beta$ that can be detected experimentally for a given luminosity. b) Range of the branching ratio of top quark decay to a stop particle and the lightest neutralino in supersymmetric theories [58].

invariant mass of colour singlet final states recorded in the detector necessarily has a larger uncertainty.

Why should it be desirable to measure the top mass with high precision? Two immediate reasons can be given:

(i) The top mass is an important ingredient for the electroweak precision analyses at

the quantum level [61]. Suppose a Higgs boson has been found at the Tevatron, the LHC and/or the Linear Collider, and its mass is known from direct measurement. If the W and top quark masses are known to high precision then the SM consistency checks, which at present provide an indirect determination of the mass of the Higgs particle, will be substantially tightened. In the case of TESLA the Higgs mass can finally be extracted from the high-precision electroweak observables to an accuracy of about 5% as shown in Fig. 5.1.8. This would provide the most stringent test of the Higgs mechanism at the quantum level.

(ii) The Standard Model provides no understanding of the disparate quark and lepton mass spectra, and no answer to the question whether and how the fermion masses and mixing angles are linked to each other. This deficiency might be removed by a future theory of flavor dynamics, still to be discovered. The top quark, endowed with the heaviest mass in the fermion sector, will very likely play a key role in this context. In the same way as present measurements test the relations between the masses of the electroweak W, Z vector bosons in the Standard Model, similar relations between lepton and quark masses will have to be scrutinized in the future.

The $t\bar{t}$ excitation curve can be predicted by perturbative QCD [62, 63, 64] because the rapid t decay restricts the interaction region of the top quark to small distances. The interquark potential is given essentially by the short distance Coulombic part.

The excitation curve is built up primarily by the superposition of the nS states. At leading order in the non-relativistic expansion of the total cross section this sum can conveniently be performed by using Green function techniques and the Schrödinger equation:

$$\sigma(e^+e^- \rightarrow t\bar{t})_{thr} = \frac{6\pi^2\alpha^2e_t^2}{m_t^4} \text{Im} G(\vec{x} = 0; E + i\Gamma_t). \quad (5.3.3)$$

The form and the height of the excitation curve are very sensitive to the mass of the top quark, Fig. 5.3.2a. Since any increase of the t quark (pole) mass can be compensated by a rise of the QCD coupling, which lowers the energy levels, the measurement errors of the two parameters are positively correlated.

The correlation between the top mass and the QCD coupling can partially be resolved by measuring the momentum of the top quark [64] which is reflected in the momentum distribution of the decay W boson. The t momentum is determined by the Fourier transform of the wave functions of the overlapping resonances:

$$\frac{d\sigma}{dP_t} = \frac{3\alpha^2e_t^2}{\pi s} \frac{\Gamma_t}{m_t^2} |\hat{G}(P_t, E + i\Gamma_t)|^2 \quad (5.3.4)$$

The top quarks will have average momenta of order $\sim \alpha_s m_t/2$. Together with the uncertainty $\sim \sqrt{\Gamma_t m_t}$ due to the finite lifetime, this leads to average momenta $< P_t >$ of about 15 GeV for $m_t \sim 175$ GeV, see Fig. 5.3.3.

Recently the next-to-next-to-leading order (NNLO) QCD corrections to the total cross section were calculated by several groups [68]. The corrections to the location

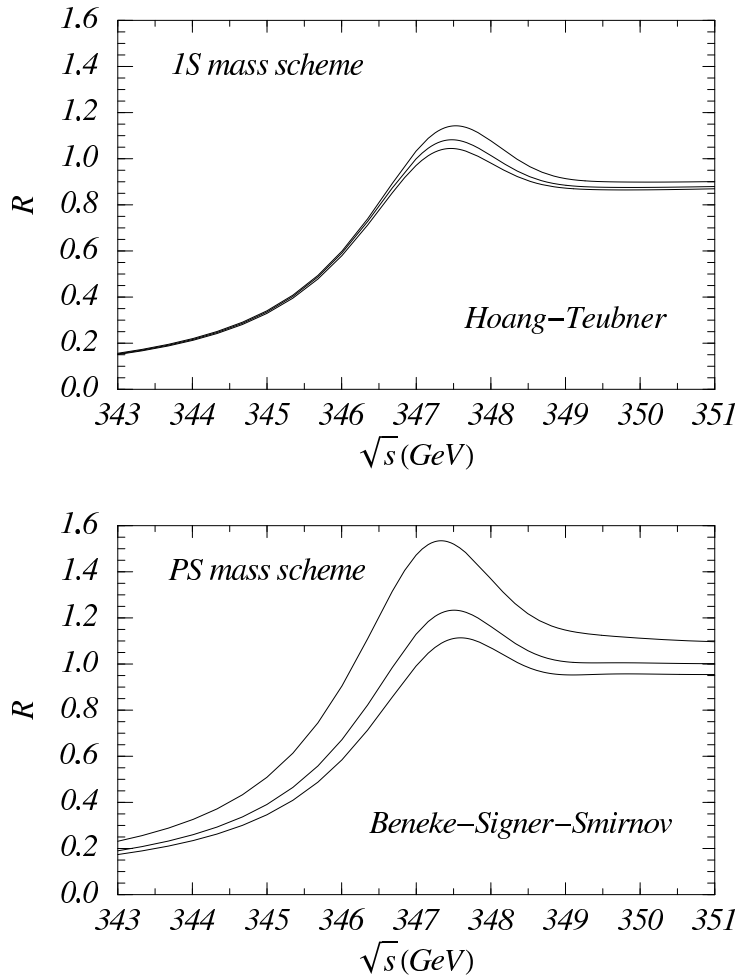


Figure 5.3.2: The total normalised photon-induced cross section R at NNLO for several top mass schemes [65]. For a given scheme the curves refer to three different renormalisation scales $\mu_{\text{soft}} = 15, 30, 60$ GeV.

of the threshold and the shift in the height of the cross section were found to be large. Top quark mass definitions, so-called threshold masses, were suggested [69] in this context that stabilise the location of the threshold with respect to the NNLO corrections. These threshold masses can be extracted from data with high accuracy and may then be converted into the frequently used $\overline{\text{MS}}$ mass parameter of the top quark [70]. (For a detailed comparison of the different approaches and an assessment of theoretical uncertainties, see [65].)

Fig. 5.3.4 shows the simulation of a scan of the $t\bar{t}$ cross section in the threshold region, including the effects of initial-state radiation and beamstrahlung, with 9 energy locations [67]. A two-parameter fit using the NNLO cross-section formulae yields the experimental sensitivity to the top mass and to the QCD coupling shown in Fig.5.3.5.

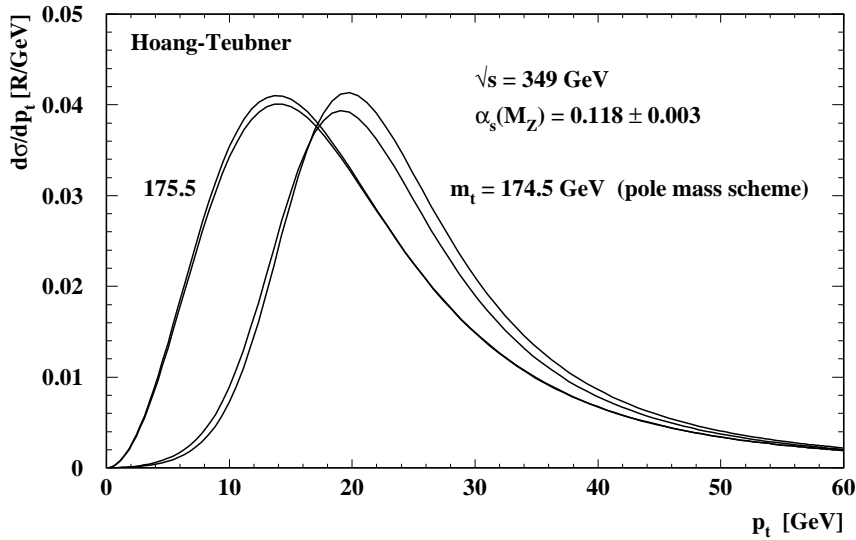


Figure 5.3.3: The momentum spectrum of the top quarks near the threshold for a fixed total c.m. energy as given in Ref. [66]. The momentum depends strongly on the top mass, yet less on the QCD coupling.

This figure shows that only when the top mass is defined in the pole mass scheme there is a strong correlation with α_s – but not for threshold masses. With the NNLO formulae that use threshold mass parameters, the following statistical errors can be achieved: $(\delta m_t)_{stat} \approx 50$ MeV, $(\delta \alpha_s)_{stat} \approx 0.0024$. These errors were derived for an integrated luminosity of $\int \mathcal{L} = 100$ fb $^{-1}$. The theory errors in the determination of m_t and α_s were estimated by varying the renormalisation scale and by comparing NNLO with NLO results [67]. This analysis shows that the two-parameter fit is problematic in that α_s absorbs almost all the uncertainties in the normalisation of $\sigma_{t\bar{t}}$, and these theoretical uncertainties are large. Hence determining α_s from the $t\bar{t}$ cross section at threshold appears not to be the best procedure for the time being. However, a recent renormalisation-group improved calculation of the threshold cross section [71] leads to a considerable reduction of the theoretical uncertainty in the normalisation of the cross section down to 2-3%. The increase of the cross section from the exchange of a 115 GeV Standard Model Higgs boson [72] amounts to 5-8% and would give direct access to the top-Higgs Yukawa coupling.

Rather than using the top threshold scan to determine α_s it is more effective to constrain its value to the current world average and fit the data to m_t alone. With this strategy the statistical errors of the top mass determination decrease, being now 30 MeV for the m_t^{1S} and 40 MeV for the m_t^{PS} mass, while the theory errors, estimated as above, increase to 110 MeV for the m_t^{1S} and to 180 MeV for the m_t^{PS} mass. The larger theory error reflects the fact that due to the correlation between α_s and m_t the

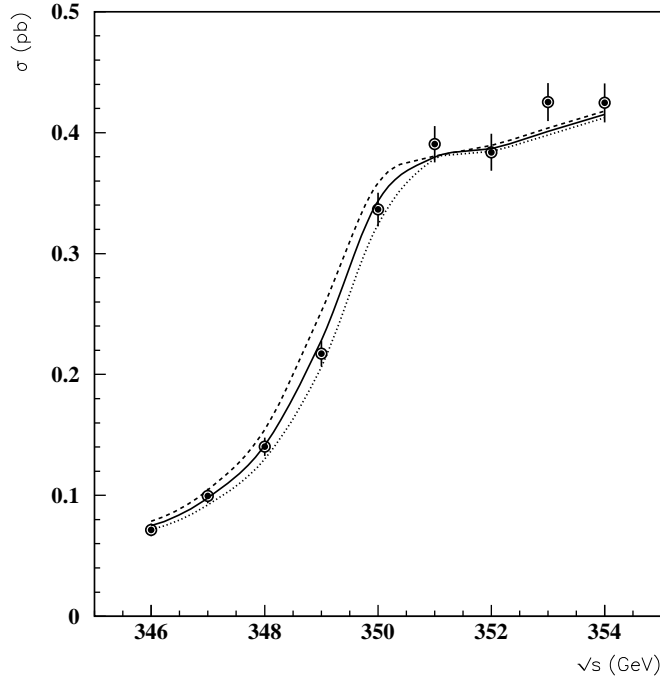


Figure 5.3.4: *Excitation curve of $t\bar{t}$ quarks including initial-state radiation and beamstrahlung [67]. The errors of the data points correspond to an integrated luminosity of $\int \mathcal{L} = 100 \text{ fb}^{-1}$. The dotted curves indicate shifts of the top mass by $\pm 100 \text{ MeV}$.*

normalisation uncertainties are now shifted, into some extent, to the top mass.

A detailed assessment of the theoretical error must take into account the uncertainties due to i) different methods used in the NNLO calculations, ii) the dependence of a given NNLO cross-section formula, for a fixed convention with respect to the QCD coupling, on the definition of the top mass parameter and on the renormalisation scale, iii) uncalculated higher order corrections. Ref. [65] estimates that these uncertainties lead to an error on the $\overline{\text{MS}}$ mass of $(\delta m_t)_{th} \approx 100 \text{ MeV}$.

For the top mass measurements at the LHC a sensitivity of about $1 - 2 \text{ GeV}$ was estimated [73], based on the reconstruction of top quarks from jet and lepton final states. Smearing effects due to soft stray gluons which are coherently radiated off the t quark before the decay and off the b quark after the decay, add to the complexity of the analysis. Thus, e^+e^- colliders will improve our knowledge on the top-quark mass by at least an order of magnitude.

Polarised Beams and the Top Threshold [74]: Close to threshold beam polarisation will be particularly useful to determine the weak couplings responsible for top production and decay. The left right asymmetry [75] A_{RL} can be measured to an accuracy of 0.01, if an integrated luminosity of 100 fb^{-1} is distributed evenly among the four combinations

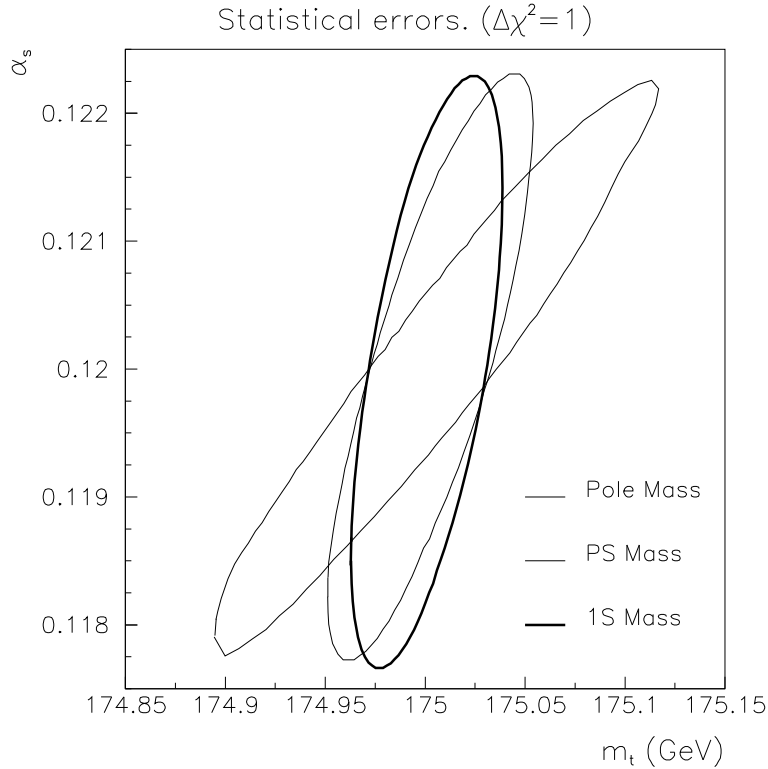


Figure 5.3.5: Statistical errors on α_s and the top mass resulting from a 2-parameter fit to simulated data of the $t\bar{t}$ excitation curve, using the NNLO cross-section predictions with the top threshold mass parameters indicated. Here m_t denotes the top mass in one of the conventions given in the figure. An integrated luminosity of 100 fb^{-1} was assumed. From Ref. [67].

of beam polarisations ($|P_{e^-}| = 0.8$ and $|P_{e^+}| = 0.6$ will be assumed throughout). If 300 fb^{-1} are invested specifically into the L-R and R-L combinations of electron-positron helicities, even $\delta A_{RL} = 0.004$ can be achieved. Such a measurement would determine the vector coupling of top quarks to a relative precision of 2% (or even 0.8%) and thus become sensitive to the quantum corrections [76].

Both top quarks and antiquarks will be highly polarised, with $P_t = P_{\bar{t}} = 0.98$ and 0.88 respectively for the L-R and R-L helicity combinations. For the decay channel $t \rightarrow bW(\rightarrow \bar{\ell}\nu)$ this allows to constrain the coefficient α of the lepton angular distribution [56] $dN \propto (1 + \alpha \mathbf{s}_t \cdot \hat{\mathbf{p}}_\ell) d\Omega_\ell$ to better than 0.02 and 0.008, respectively, for the two assumptions on the luminosity. By the same line of reasoning the (energy dependent) angular distribution of neutrinos can be analysed and the combination of these measurements will lead to tight limits on anomalous couplings of the top quark [77].

Polarised beams would also play an important role in the study of the angular distribution and the transverse and the normal polarisation of the top quarks. These are sensitive to the axial coupling of the top quark and to the $t\bar{t}$ potential through rescattering corrections [76].

Last but not not least, top quark polarisation will be extremely useful for the

analysis of non-standard decays. The parameter α_H in the angular distribution of a charged Higgs boson [78] $dN \propto (1 + \alpha_H \mathbf{s}_t \cdot \hat{\mathbf{p}}_H) d\Omega_H$ from the decay $t \rightarrow H^+ b$ can be measured to 0.04 (or even 0.016) which will lead to important constraints on the handedness of the Yukawa coupling.

5.3.3 Continuum production and t form factors

The main production mechanism for top quarks in e^+e^- collisions is the annihilation channel

$$e^+e^- \xrightarrow{\gamma, Z} t\bar{t}.$$

Extensive theoretical knowledge has been gained about the total cross section for this reaction: The QCD corrections were determined to order α_s^2 [79] and the electroweak SM corrections to 1-loop order [80], including the hard photon corrections [81]. The 1-loop quantum corrections to the lowest-order cross section were also computed for the minimal supersymmetric extension of the SM [82]. As shown in Fig. 5.3.6, the cross section is of the order of 1 pb so that top quarks will be produced at large rates in a clean environment at e^+e^- linear colliders; about 300,000 pairs for an integrated luminosity of $\int \mathcal{L} \sim 300 \text{ fb}^{-1}$.

The production and decays of top quarks are not significantly affected by the non-perturbative effects of hadronisation. Moreover, the perturbative QCD corrections are small for the continuum production of $t\bar{t}$ pairs in a general spin configuration [85], for the decay of polarized top quarks [56], and for the QCD rescattering corrections sufficiently away from threshold [86]. Therefore the helicities of the top quarks can be determined from the distribution of the jets and leptons in the decay chain $t \rightarrow b + W^+ \rightarrow b + f\bar{f}'$ and the neutral and charged-current interactions of the top quark can be measured with good accuracy.

An obvious question is whether the top quark has non-standard couplings to gauge bosons. Possible anomalous couplings of the top quark to γ, Z, W bosons can be parameterized by means of an effective Lagrangian or, alternatively, by using form factors. The form factors of the top quark in the electromagnetic and the weak neutral currents are the Pauli–Dirac form factors $F_{1V}^{\gamma, Z}$ and $F_{2V}^{\gamma, Z}$, the axial form factors $F_{1A}^{\gamma, Z}$, and the CP-violating form factors $F_{2A}^{\gamma, Z}$ (see e.g. [87, 88]). Suffice it to mention that the physical object is the S-matrix element: in some models, for instance in supersymmetric SM extensions, the new physics contributions to the $e^+e^- \rightarrow t\bar{t}$ amplitude are not confined to the $Vt\bar{t}$ vertices [82, 89].

By convention, to lowest order in the SM the chirality-conserving form factors $F_{1V}^{\gamma, Z}$ and F_{1A}^Z are normalized to unity, whereas $F_{2V}^{\gamma, Z}$ and F_{2A}^Z , which are chirality-flipping, vanish to this order. Anomalous values could be a consequence of strong-interaction-type electroweak symmetry breaking scenarios or of composite quark structures. Detectable values of the electric-type dipole moments $F_{2A}^{\gamma, Z}$ would be evidence for a new CP-violating interaction beyond the Kobayashi-Maskawa mechanism. Because the above form factors are functions of the time-like energy variable s they can have, apart from dispersive also non-zero absorptive parts if (new) physics thresholds are crossed. For

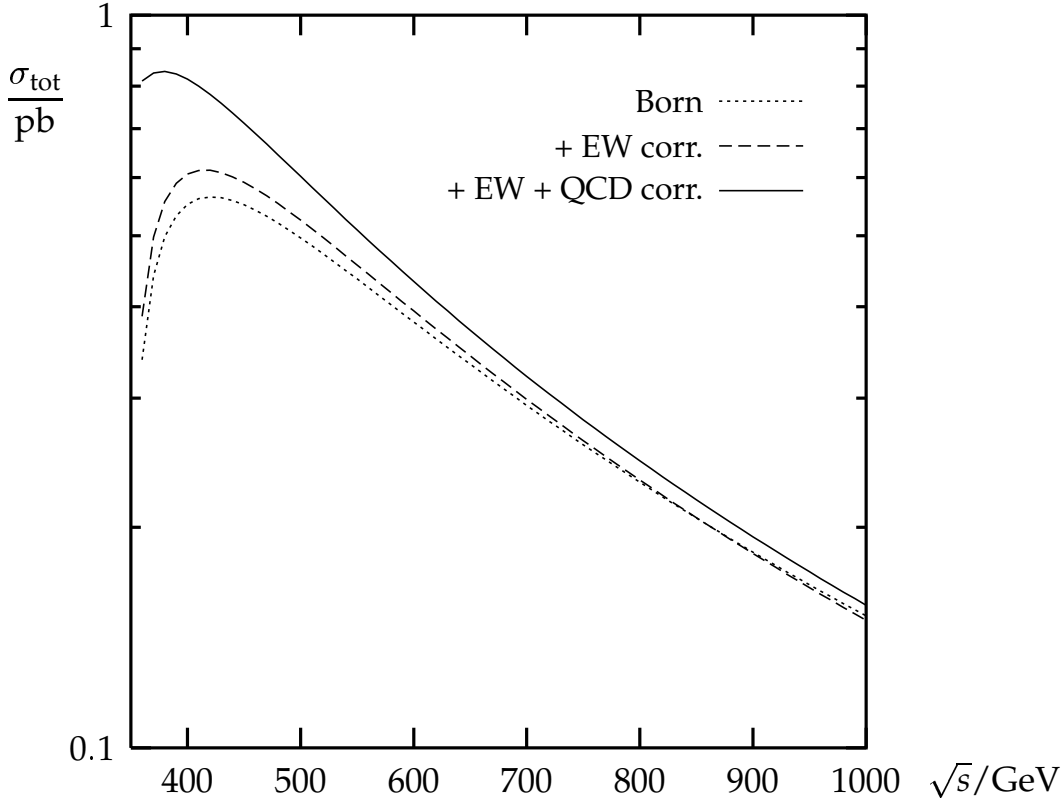


Figure 5.3.6: The cross section for the production of top-quark pairs in the continuum as a function of the c. m. energy to lowest order, to 1-loop order in the electroweak (EW) corrections [80], and including the combined order α_s [83], α_s^2 [79] QCD and EW corrections [84]. The mass $m_t = 175 \text{ GeV}$ (pole mass) is used.

the $t\bar{t}$ production vertex this amounts to real and imaginary parts, respectively. Depending on how the form factors vary with s their contribution to the cross section or to other observables can increase with the c.m. energy.

The general amplitude for the decay $t \rightarrow Wb$ contains four (complex) form factors, two chirality-conserving and two chirality-flipping ones, respectively. Here we consider only the form factor F_{1R}^W which signifies a $V+A$ admixture, and $\text{Im}F_{2R}^W$ which, if found to be non-zero, would be evidence for non-SM CP violation [88]. (For further studies, see [90].)

Among the “static” parameters, that is, the above form factors of the top quark which can be determined only at e^+e^- linear colliders, the following examples are of particular interest:

Z charges of the top quark. The form factors F_{1V}^Z, F_{1A}^Z can be determined from the $t\bar{t}$ production cross sections with e_L^- and e_R^- beams and the left-right asymmetry [91, 92]. Moreover, the production of top quarks near the threshold with longitudinally polarised beams leads to a sample of highly polarised quarks. The small admixture of transverse and normal polarisation induced by S -wave/ P -wave interference, is extremely sensitive

to the axial Z charge a_t of the top quark [76]. Some models of strong-interaction-type electroweak symmetry breaking predict rather large anomalous contributions, δF_{1V}^Z up to 10 % [93].

Magnetic dipole moments of the top quark. These form factors are generated already in the SM at the quantum level. Gluon exchange induces a term $F_{2V}^{\gamma,Z} \sim \alpha_s/\pi$ and the interactions of a light Higgs boson would lead to a contribution of similar size. If the electrons in the annihilation process $e^+e^- \rightarrow t\bar{t}$ are left-handedly polarised, the top quarks are produced preferentially as left-handed particles in the forward direction while only a small fraction is produced as right-handed particles in the backward direction [94]. As a result of this prediction in the Standard Model, the backward direction is most sensitive to small anomalous magnetic moments of the top quarks. The anomalous magnetic moments can thus be searched for by measuring the angular dependence of the t quark cross section [94, 57].

Form factor	SM value	$\sqrt{s} = 500 \text{ GeV}$		$\sqrt{s} = 800 \text{ GeV}$	
		$p = 0$	$p = -0.8$	$p = 0$	$p = -0.8$
F_{1V}^Z	1		0.019		
F_{1A}^Z	1		0.016		
$F_{2V}^{\gamma,Z} = (g-2)^{\gamma,Z}_t$	0	0.015	0.011	0.011	0.008
$\text{Re } F_{2A}^\gamma$	0	0.035	0.007	0.015	0.004
$\text{Re } d_t^\gamma [10^{-19} \text{ e cm}]$	0	20	4	8	2
$\text{Re } F_{2A}^Z$	0	0.012	0.008	0.008	0.007
$\text{Re } d_t^Z [10^{-19} \text{ e cm}]$	0	7	5	5	4
$\text{Im } F_{2A}^\gamma$	0	0.010	0.008	0.006	0.005
$\text{Im } F_{2A}^Z$	0	0.055	0.010	0.037	0.007
F_{1R}^W	0	0.030	0.012		
$\text{Im } F_{2R}^W$	0	0.025	0.010		

Table 5.3.1: 1 s.d. statistical sensitivities to some (non) SM form factors in $t\bar{t}$ production [57, 95, 96] and in t decay to Wb [57, 88]. The second column contains the respective SM value to lowest order, p denotes the polarisation of the electron beam. For the c.m. energy $\sqrt{s} = 500 \text{ GeV} (800 \text{ GeV})$ an integrated luminosity of $300 \text{ fb}^{-1} (500 \text{ fb}^{-1})$ was used. F_{1R}^W measures $(V+A)/(V-A)$.

Electric dipole moments of the top quark. Electric dipole moments $d_t^{\gamma,Z} = eF_{2A}^{\gamma,Z}/2m_t$ of detectable size can be generated only by new CP-violating interactions. If a light neutral Higgs boson ($m_h \lesssim 160$ GeV) with undefined CP parity exists, its reduced scalar and pseudoscalar couplings to top quarks could be of order 1 which leads to CP-violating form factors that can be sizeable not too far away from the $t\bar{t}$ threshold [97]: at $\sqrt{s} = 370$ GeV, $\text{Re}F_{2A}^\gamma \approx \text{Im}F_{2A}^\gamma \approx 2 - 3\%$, and $F_{2A}^Z \approx 0.34F_{2A}^\gamma$. At a high luminosity LC these effects could be measured with (optimized) CP-odd observables [88, 95, 98]. The exchange of supersymmetric particles involving new CP-violating phases [95, 99, 89] leads to smaller effects.

The results of a number of sensitivity analyses are given in *Table 5.3.1*. Most of these studies were performed at the parton level. Only the dilepton and single lepton $t\bar{t}$ decay channels ($\ell = e, \mu$) were considered. A possible strategy for performing these multi-parameter analyses in future experiments is as follows. First one may measure CP-odd angular correlations and asymmetries which are sensitive only to CP-violating form factors. Observables were constructed which can be used to disentangle possible CP effects in $t\bar{t}$ production and decay [88, 95]. Once the values of – or limits to – these form factors are known, one can proceed by measuring the CP-invariant moments in $t\bar{t}$ production and decay by suitable distributions and asymmetries (see above). In this way one probes for anomalous effects down to length scales of *a few* $\times 10^{-19}$ cm. It is worth emphasizing one aspect of such studies. At e^+e^- linear colliders very clean and sensitive searches can be made for new CP-violating sources which may only become visible at high energies, in particular in $t\bar{t}$ production and decay. Detection of such interactions in the laboratory would have striking consequences for our attempts to understand the matter-antimatter asymmetry of the universe.

5.3.4 Complementarity with the LHC

Finally a brief comparison of some of the respective assets of the proposed TESLA collider (LC) and the LHC is in order. As far as top quark physics is concerned these machines are complementary, to a large extent, in their potential. (For a recent compilation of the perspectives of top quark physics at the LHC, see [73].) Clearly, a remarkable feature of the LC is the possibility to extract the mass of the top quark from the threshold excitation curve with an error estimated below 200 MeV. Also the total top decay width Γ_t can be determined with a relative error of about 10%. At the LHC top mass measurements are expected to be feasible with an accuracy of about 1 - 2 GeV. As far as Γ_t is concerned no sensible method of extraction is known. However, from single top quark production at the LHC the measurement of the Kobayashi-Maskawa matrix element $|V_{tb}|^2$ to 10 % appears feasible.

At the LC very clean and accurate measurements of the neutral current couplings of the top quark to the photon and Z-boson – its vector and axial vector charges, anomalous magnetic and electric dipole moments – can be made, both at threshold and in the continuum. A powerful tool for these studies and those of the charged current t couplings will be the possibility of polarising the e^\pm beams.

Owing to the expected production of 10^7 or more top quark pairs per year the LHC

has a large discovery potential of a number of non-standard rare top decays, such as the flavour-changing neutral current reactions $t \rightarrow c + Z, c + \gamma$, down to branching ratios of about 10^{-4} which is superior to the LC. If top decays into charged Higgs bosons exist they should be seen first at hadron colliders. Then at the LC rather precise measurements of the branching fraction and clean polarisation studies can be made, offering insights into the Yukawa interactions at work in this mode. Moreover, the LC allows for very sensitive searches of the supersymmetric decay of the top quark into stop and neutralino particles.

5.4 Quantum Chromodynamics

5.4.1 Introduction

Strong-interaction measurements at TESLA will form an important component of the physics programme. The collider offers the possibility of testing QCD [102] at high energy scales in the experimentally clean, theoretically tractable e^+e^- environment. In addition, virtual $\gamma\gamma$ interactions will be delivered free by Nature, and a dedicated $\gamma\gamma$ collider is an additional option, allowing detailed measurements of the relatively poorly understood photon structure. The benchmark physics main topics are:

- Precise determination of the strong coupling α_s .
- Measurement of the Q^2 evolution of α_s and constraints on the GUT scale.
- Measurement of the total $\gamma\gamma$ cross section and the photon structure function.

5.4.2 Precise determination of α_s

The current precision of individual α_s measurements is limited at best to several per cent [103]. Since the uncertainty on α_s translates directly into an uncertainty on perturbative QCD (pQCD) predictions, especially for high-order multijet processes, it would be desirable to achieve much better precision. In addition, since the weak and electromagnetic couplings are known with much greater relative precision, the error on α_s represents the dominant uncertainty on our ‘prediction’ of the scale for grand unification of the strong, weak and electromagnetic forces [104].

Here we will refer to the conventional yardstick of α_s quoted at the Z mass scale, $\alpha_s(M_Z)$, unless explicitly stated otherwise. Several techniques for $\alpha_s(M_Z)$ determination will be available at TESLA:

5.4.2.1 Event shape observables

The determination of $\alpha_s(M_Z)$ from event ‘shape’ observables that are sensitive to the 3-jet nature of the particle flow has been pursued for two decades and is generally well understood [105]. In this method one usually forms a differential distribution, makes corrections for detector and hadronisation effects, and fits a pQCD prediction to the data, allowing $\alpha_s(M_Z)$ to vary. Examples of such observables are the thrust, jet masses and jet rates.

The latest generation of such $\alpha_s(M_Z)$ measurements, from SLC and LEP, has shown that statistical errors below 0.001 can be obtained with samples of a few tens of thousands of hadronic events. With the current TESLA design luminosities of $3(5) \times 10^{34}/\text{cm}^2/\text{s}$, at $Q = 500$ (800) GeV, hundreds of thousands of $e^+e^- \rightarrow q\bar{q}$ events would be produced each year, and a statistical error on $\alpha_s(M_Z)$ below 0.0005 could be achieved.

Detector systematic errors, which relate mainly to uncertainties on the corrections made for acceptance and resolution effects and are observable-dependent, are under control in today's detectors at the $\Delta\alpha_s(M_Z) = 0.001$ – 0.004 level [106]. If the TESLA detector is designed to be very hermetic, with good tracking resolution and efficiency, as well as good calorimetric jet energy resolution, all of which are required for the search for new physics processes, it seems reasonable to expect that the detector-related uncertainties can be beaten down to the $\Delta\alpha_s(M_Z) \simeq 0.001$ level or better.

$e^+e^- \rightarrow ZZ, W^+W^-$, or $t\bar{t}$ events will present significant backgrounds to $q\bar{q}$ events for QCD studies, and the selection of a highly pure $q\bar{q}$ event sample will not be quite as straightforward as at the Z resonance. The application of kinematic cuts would cause a significant bias to the event-shape distributions, necessitating compensating corrections at the level of 25% [107]. More recent studies have shown [108] that the majority of W^+W^- events can be excluded without bias by using only events produced with right-handed electron beams for the $\alpha_s(M_Z)$ analysis. Furthermore, the application of highly-efficient b -jet tagging can be used to reduce the $t\bar{t}$ contamination to the 1% level. After statistical subtraction of the remaining backgrounds (the $Z Z$ and W^+W^- event properties have been measured accurately at SLC and LEPI/II), the residual bias on the event-shape distributions is expected to be under control at the better than 0.001 level on $\alpha_s(M_Z)$.

Additional corrections must be made for the effects of the smearing of the particle momentum flow caused by hadronisation. These are traditionally evaluated using Monte Carlo models. The models have been well tuned at SLC and LEP and are widely used for evaluating systematic effects. The size of the correction factor, and hence the uncertainty, is observable dependent, but the 'best' observables measured at the Z have uncertainties as low as $\Delta\alpha_s(M_Z) \simeq 0.001$. Furthermore, one expects the size of these hadronisation effects to diminish with c.m. energy at least as fast as $1/Q$. Hence 10%-level corrections at the Z should dwindle to 1%-level corrections at $Q \geq 500$ GeV, and the associated uncertainties will be substantially below the 0.001 level on $\alpha_s(M_Z)$. This has been confirmed by explicit simulations using PYTHIA [106].

Currently pQCD calculations of event shapes are available complete only up to $O(\alpha_s^2)$, although resummed calculations are available for some observables [109]. One must therefore estimate the possible bias inherent in measuring $\alpha_s(M_Z)$ using the truncated QCD series. Though not universally accepted, it is customary to estimate this from the dependence of the fitted $\alpha_s(M_Z)$ value on the QCD renormalisation scale, yielding a large and dominant uncertainty of about $\Delta\alpha_s(M_Z) \simeq \pm 0.006$ [105]. Since the missing terms are $O(\alpha_s^3)$, and since $\alpha_s(500 \text{ GeV})$ is expected to be about 25% smaller than $\alpha_s(M_Z)$, one expects the uncalculated contributions to be almost a factor of two smaller at the higher energy. However, translating to the yardstick $\alpha_s(M_Z)$ yields

an uncertainty of ± 0.005 , only slightly smaller than currently. Therefore, although a 0.001-level $\alpha_s(M_Z)$ measurement is possible experimentally, it will not be realised unless $O(\alpha_s^3)$ contributions are calculated. There is reasonable expectation that this will be achieved within the next 5 years [110].

5.4.2.2 The $t\bar{t}(g)$ System

The dependence of the $e^+e^- \rightarrow t\bar{t}$ production cross section, $\sigma_{t\bar{t}}$, on the top-quark mass, m_t , and on $\alpha_s(M_Z)$ is discussed in section 5.3.2. In order to optimise the precision on the m_t measurement near threshold it is desirable to input a precise $\alpha_s(M_Z)$ measurement from elsewhere. Furthermore, the current theoretical uncertainty on $\sigma_{t\bar{t}}$ translates into $\Delta\alpha_s(M_Z) = \pm 0.010$. Hence, although extraction of $\alpha_s(M_Z)$ from $\sigma_{t\bar{t}}$ near threshold may provide a useful ‘sanity check’ of QCD in the $t\bar{t}$ system, it does not appear currently to offer the prospect of a competitive measurement. A preliminary study has also been made [111] of the determination of $\alpha_s(M_Z)$ from $R_t \equiv \sigma_{t\bar{t}}/\sigma_{\mu^+\mu^-}$ above threshold. For $Q \geq 500$ GeV the uncertainty on R_t due to m_t is around 0.0005. The limiting precision on R_t will be given by the uncertainty on the luminosity measurement. If this is as good as 0.5% then $\alpha_s(M_Z)$ could be determined with an experimental precision approaching 0.001, which would be extremely valuable as a complementary precision measurement from the $t\bar{t}$ system.

5.4.2.3 A high-luminosity run at the Z resonance

A Giga Z sample offers two additional options for $\alpha_s(M_Z)$ determination via measurements of the inclusive ratios $\Gamma_Z^{had}/\Gamma_Z^{lept}$ and $\Gamma_\tau^{had}/\Gamma_\tau^{lept}$. Both are indirectly proportional to α_s , and hence require a very large event sample for a precise measurement. For example, the current LEP data sample of 16 M Z yields an error of 0.0025 on $\alpha_s(M_Z)$ from $\Gamma_Z^{had}/\Gamma_Z^{lept}$. The statistical error could, naively, be pushed to below the $\Delta\alpha_s(M_Z) = 0.004$ level, but systematic errors arising from the hadronic and leptonic event selection will probably limit the precision to 0.0008 (see section 5.1). This would be a very precise, reliable measurement. In the case of $\Gamma_\tau^{had}/\Gamma_\tau^{lept}$ the experimental precision from LEP and CLEO is already at the 0.001 level on $\alpha_s(M_Z)$. However, there has been considerable debate about the size of the theoretical uncertainties, with estimates as large as 0.005 [112]. If this situation is clarified, and the theoretical uncertainty is small, $\Gamma_\tau^{had}/\Gamma_\tau^{lept}$ may offer a further 0.001-level $\alpha_s(M_Z)$ measurement.

5.4.3 Q^2 evolution of α_s

In the preceding sections we discussed the expected attainable precision on the yardstick $\alpha_s(M_Z)$. Translation of the measurements of $\alpha_s(Q)$ ($Q \neq M_Z$) to $\alpha_s(M_Z)$ requires the assumption that the ‘running’ of the coupling is determined by the QCD β function. However, since the logarithmic decrease of α_s with Q is an essential component of QCD, reflecting the underlying non-Abelian dynamics, it is vital also to test this Q -dependence explicitly. Such a test would be particularly interesting if new coloured particles were discovered, since deviations from QCD running would be expected at

energies above the threshold for pair-production of the new particles. Furthermore, extrapolation of α_s to very high energies of the order of 10^{15} GeV can be combined with corresponding extrapolations of the dimensionless weak and electromagnetic couplings in order to constrain the coupling-unification, or GUT, scale [104]. Hence it would be desirable to measure α_s *in the same detector, with the same technique, and by applying the same treatment to the data* at a series of different energies Q , so as to maximise the lever-arm for constraining the running.

Simulated measurements of $\alpha_s(Q)$ at $Q = 91, 500$ and 800 GeV are shown in Fig. 5.4.1, together with existing measurements which span the range $20 \leq Q \leq 200$ GeV. The highest-energy measurements are currently provided by LEP II. The point at $Q = 91$ GeV is based on the $\Gamma_Z^{had}/\Gamma_Z^{lept}$ technique, and those at 500 and 800 GeV are based on the event shapes technique. The last two include the current theoretical uncertainty, which yields a total error on each point equivalent to $\Delta\alpha_s(M_Z) = 0.004$. It is clear that the TESLA data would add significantly to the lever-arm in Q , and would allow a substantially improved extrapolation to the GUT scale.

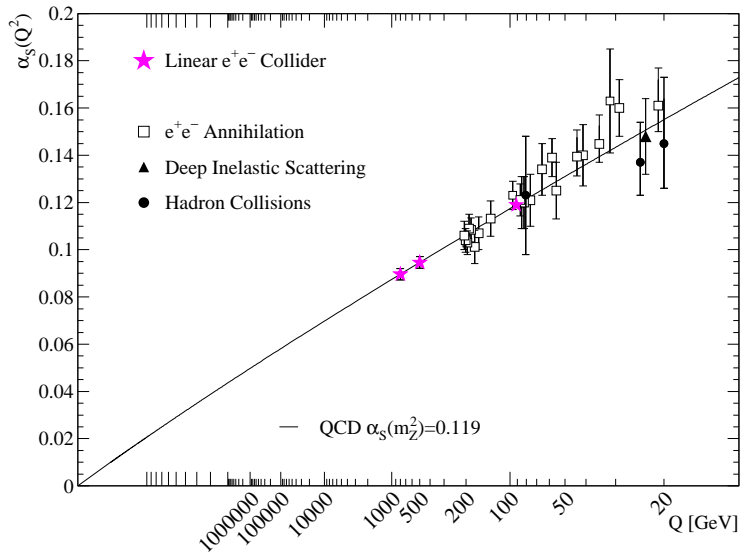


Figure 5.4.1: The evolution of α_s with $1/\ln Q$ [106]; sample Q values (GeV) are indicated.

5.4.4 Further important topics

Limited space allows only a brief mention of several other important topics [113]:

- *Hard gluon radiation in $t\bar{t}$ events* would allow several tests of the strong dynamics of the top quark [114]: test of the flavour-independence of strong interactions; limits on anomalous chromo-electric and/or chromo-magnetic dipole moments [115]; determination of the running m_t .
- *Soft gluon radiation in $t\bar{t}$ events* is expected to be strongly regulated by the large

mass and width of the top quark. Precise measurements of gluon radiation patterns in $t\bar{t}g$ events would provide additional constraints on the top decay width [116].

- *Polarised electron (and positron) beams* can be exploited to test symmetries using multi-jet final states. For polarized e^+e^- annihilation to three hadronic jets one can define $\mathbf{S}_e \cdot (\mathbf{k}_1 \times \mathbf{k}_2)$, which correlates the electron-beam polarization vector \mathbf{S}_e with the normal to the three-jet plane defined by \mathbf{k}_1 and \mathbf{k}_2 , the momenta of the two quark jets. If the jets are ordered by momentum (flavour) the triple-product is CP even (odd) and T odd. Standard Model T-odd contributions of this form are expected [117] to be immeasurably small, and limits have been set for the $b\bar{b}g$ system [118]. At TESLA these observables will provide an additional search-ground for anomalous effects in the $t\bar{t}g$ system.
- *The difference between the particle multiplicity in heavy- (b, c) and light-quark events* is predicted [119] to be independent of c.m. energy. Precise measurements have been made at the Z , but measurements at other energies are statistically limited in precision, rendering a limited test of this important prediction. High-precision measurements at TESLA would add the lever-arm for a powerful test.
- *Colour reconnection and Bose-Einstein correlations* are important to study precisely since they may affect the precision with which the masses of heavy particles, such as the W^\pm and top-quark, can be reconstructed kinematically via their multijet decays [120].
- *Hadronisation studies and renormalon physics* can be explored via measurements of event-shape observables over a range of Q values.

5.4.5 Two Photon physics

Traditionally e^+e^- colliders provide a wealth of two-photon data. The photons are produced via bremsstrahlung [121] from the electron and positron beam, which leads to a soft energy spectrum of the photons. Such processes will also occur at future high energy e^+e^- colliders. Due to the single use of the colliding beams at these machines other operation modes become possible such as a $\gamma\gamma$ collider and $e\gamma$ collider [122, 123], where the electron beam(s) of a linear collider are converted into photon beams via Compton laser backscattering. This offers the exciting possibility to study two-photon interactions at the highest possible energies with high luminosity. A plethora of QCD physics topics in two-photon interactions can be addressed with a linear e^+e^- collider or $\gamma\gamma$ collider. Furthermore, good knowledge and understanding of two photon processes will be essential for controlling background contributions to other processes.

5.4.5.1 Total cross section

At a linear e^+e^- collider and $\gamma\gamma$ collider detailed properties of two-photon collisions can be studied. A key example is the total $\gamma\gamma$ cross-section, which is not yet understood from first principles. Fig. 5.4.2 shows present photon-photon cross-section data in comparison with recent phenomenological models [124]. All models predict a rise of the cross-section with the collision energy $\sqrt{s}_{\gamma\gamma}$. The predictions for high energies show dramatic differences reflecting our present lack in understanding. In proton-like models

(solid curve [125]), the rise follows closely that of the proton-proton cross-section, while in QCD based models (upper [126] and lower [124] bands), the rise is obtained using the eikonized pQCD jet cross-section.

A detailed comparison of the predictions reveals that in order to distinguish between all the models the cross-sections need to be determined to a precision of better than 10% [124] at a future 0.5–1 TeV e^+e^- collider. This is difficult to achieve at an e^+e^- collider, since the variable $\sqrt{s_{\gamma\gamma}}$ needs to be reconstructed from the visible hadronic final state in the detector. At the highest energies the hadronic final state extends in pseudorapidity $\eta = \ln \tan \theta/2$ in the region $-8 < \eta < 8$, while the detector covers roughly the region $-3 < \eta < 3$. Some information can be gained by measuring the total integrated cross section above a value $\sqrt{s_{\gamma\gamma}}$, e.g. $\sqrt{s_{\gamma\gamma}} > 50$ GeV, for which the total spread of the model predictions is 10-20% [127].

For a $\gamma\gamma$ collider the photon beam energy can be tuned with a spread of less than 10%, such that measurements of $\sigma_{\gamma\gamma}^{tot}$ can be made at a number of “fixed” energy values in e.g. the range $100 < \sqrt{s_{\gamma\gamma}} < 400$ GeV, as shown in Fig. 5.4.2. The absolute precision with which these cross-sections can be measured ranges from 5% to 10%, where the largest contributions to the errors are due to the control of the diffractive component of the cross-section, Monte Carlo models used to correct for the event selection cuts, the knowledge on absolute luminosity and shape of the luminosity spectrum [127]. It will be necessary to constrain the diffractive component in high energy two-photon data. A technique to measure diffractive contributions separately, mirrored to the rapidity gap methods used at HERA, has been proposed in [128].

While the absolute cross-sections are measured with limited precision, the change of the cross-section with energy can be determined much more accurately. Fitting the data of the collider to the Regge inspired form s^ϵ in the high energy region, one can determine ϵ with a precision of $\Delta\epsilon = 0.02$. The models show a variation between $\epsilon = 0.08$ and $\epsilon = 0.26$.

5.4.5.2 Photon structure

The nature of the photon is complex. A high energy photon can fluctuate into a fermion pair or even into a bound state, i.e. a vector meson with the same quantum numbers as the photon $J^{PC} = 1^{--}$. These quantum fluctuations lead to the so-called hadronic structure of the photon. In contrast to the proton, the structure function of the photon is predicted to rise linearly with the logarithm of the momentum transfer Q^2 , and to increase with increasing Bjorken- x [129]. The absolute magnitude of the photon structure function is asymptotically determined by the strong coupling constant [130].

The classical way to study the structure of the photon is via deep inelastic electron-photon scattering (DIS), i.e. two-photon interactions with one quasi-real (virtuality $Q^2 \sim 0$) and one virtual ($Q^2 > \text{few GeV}^2$) photon. The unpolarised $e\gamma$ DIS cross-section is

$$\frac{d\sigma(e\gamma \rightarrow eX)}{dQ^2 dx} = \frac{2\pi\alpha^2}{Q^4 x} \cdot \left[\{1 + (1-y)^2\} F_2^\gamma(x, Q^2) - y^2 F_L^\gamma(x, Q^2) \right], \quad (5.4.1)$$

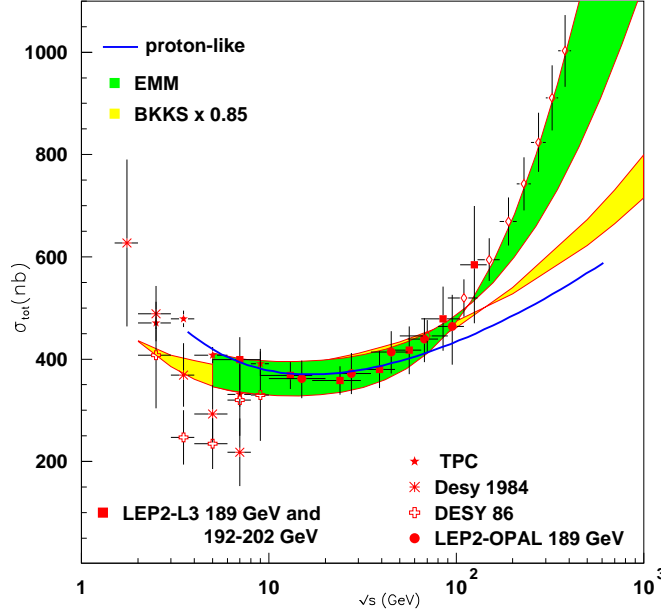


Figure 5.4.2: The total $\gamma\gamma$ cross-section as function of the collision energy, compared with model calculations: BKKs band (upper and lower limit correspond to different photon densities [126]); a proton-like model (solid line [125]); EMM band (Eikonal Minijet Model for total and inelastic cross-section, with different photon densities and different minimum jet transverse momentum [124]). The proton-like and BKKs models have been normalized to the data, in order to show the energy dependence of the cross section.

where $F_{2,L}^\gamma(x, Q^2)$ denote the structure functions of the real photon. To leading order the structure function is given by the quark content, e.g.

$$F_2^\gamma = \sum_q e_q^2 (xq^\gamma(x, Q^2) + x\bar{q}^\gamma(x, Q^2)). \quad (5.4.2)$$

To measure F_2^γ it is important to detect (tag) the scattered electron which has emitted the virtual photon. Background studies suggest that these electrons can be detected down to 25 mrad and down to 50 GeV. For $e\gamma$ scattering at an $e\gamma$ collider the energy of the probed quasi-real photon is known (within the beam spread of 10%) and the systematic error can be controlled to about 5%. Fig. 5.4.3 shows the measurement potential for an $e\gamma$ collider [131]. The measurements are shown with statistical and (5%) systematical error, for 20 fb^{-1} $e\gamma$ collider luminosity, i.e. about a year of data taking. Measurements can be made in the region $5.6 \cdot 10^{-5} < x < 0.56$, in a region similar to the HERA proton structure function measurements, and $10 < Q^2 < 8 \cdot 10^4 \text{ GeV}^2$. The cross-sections at low- x constitutes 30-40% of charm, and corrections due to F_L amount to more than 10% for the region $x < 5.6 \cdot 10^{-4}$, and can thus be studied. For the e^+e^- collider mode the hadronic final state needs to be measured accurately in order to reconstruct x . This will limit the lowest reachable x value to be

around 10^{-3} , but allows for measurements in the high x ($0.1 < x < 0.8$) and high Q^2 ($Q^2 > 100 \text{ GeV}^2$) range, for detailed F_2^γ QCD evolution tests [132].

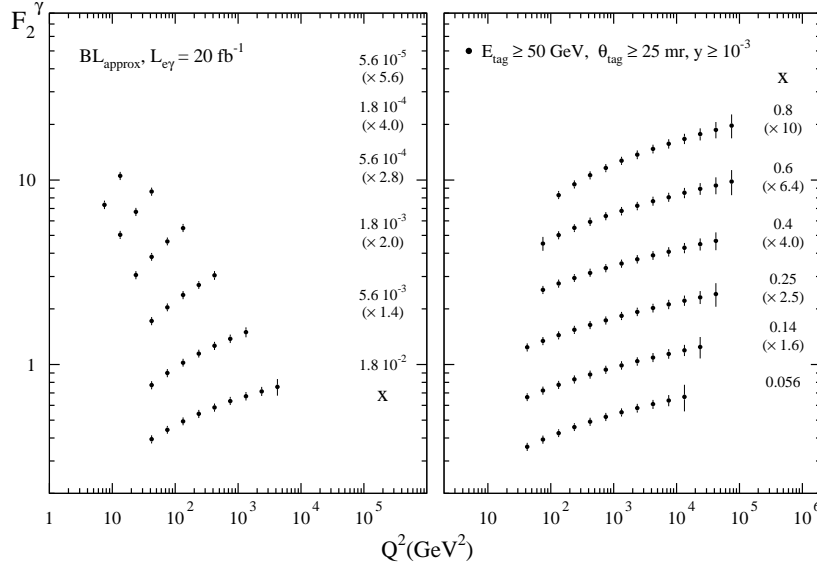


Figure 5.4.3: *The kinematic coverage of the measurement of F_2^γ for the backscattered $e\gamma$ mode at a 500 GeV linear collider [131].*

At very high Q^2 values ($Q^2 \sim 10\,000 \text{ GeV}^2$) also Z and W exchange will become important, the latter leading to charged current events [133] yielding events with large missing transverse momentum due to the escaping neutrino. By measuring the electroweak neutral and charged current structure functions, the up and down type quark content of the photon can be determined separately.

While $e\gamma$ scattering allows to measure the quark distributions it only weakly constrains the gluon distribution via the QCD evolution of the structure functions. Direct information on the gluon in the photon can however be obtained from measurements of jet [134], open charm [135], and J/ψ [136] production in $\gamma\gamma$ interactions at an e^+e^- and $\gamma\gamma$ collider. Values of x down to a few times 10^{-3} can be reached with charm and di-jet measurements [134, 135], a region where predicted gluon distributions typically differ by a factor of two or more.

A linear collider also provides circularly polarised photon beams. This offers a unique opportunity to study the polarised parton distributions of the photon, for which to date no experimental data are available.

Information on the spin structure of the photon can be obtained from inclusive polarised deep inelastic $e\gamma$ measurements and from jet and charm measurements [137, 138] in polarised $\gamma\gamma$ scattering. An example of a jet measurement is presented in Fig. 5.4.4 which shows the asymmetry measured for dijet events, for the e^+e^- and $\gamma\gamma$ collider modes separately. Two extreme models are assumed for the polarised parton distribu-

tions in the photon. Already with very modest luminosity significant measurements of the polarised parton distributions can be made at a linear collider. The extraction of the polarised structure function $g_1(x, Q^2) = \Sigma_q e_q^2 (\Delta q^\gamma(x, Q^2) + \Delta \bar{q}^\gamma(x, Q^2))$, with Δq the polarised parton densities, can however be best done at an $e\gamma$ collider. Measurements of g_1 , particularly at low x , are very important for studies of the high energy QCD limit, or BFKL regime [139]. Indeed, the most singular terms of the effects of small x resummation on $g_1(x, Q^2)$ behave like $\alpha_s^n \ln^{2n} 1/x$, compared to $\alpha_s^n \ln^n 1/x$ in the unpolarised case of F_2^γ . Thus large $\ln 1/x$ effects are expected to set in much more rapidly for polarised than for unpolarised structure measurements. Leading order calculations, which include kinematic constraints, show that differences in predictions of g_1 with and without these large logarithms can be as large as a factor 3 to 4 for $x = 10^{-4}$ and can be measured with a few years of data taking at a $\gamma\gamma$ collider.

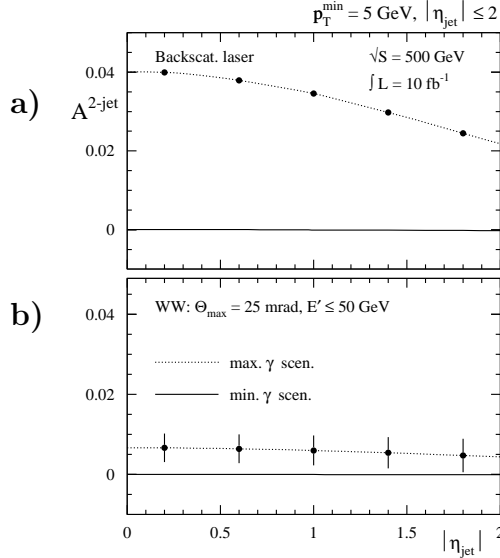


Figure 5.4.4: *di-jet spin asymmetry for events with $p_T^{\text{jet}} = 5 \text{ GeV}$ and $|\eta_{\text{jet}}| < 2$ for collisions at an $e\gamma$ collider (a) and $\gamma\gamma$ (b) collisions at an e^+e^- collider[137]. Predictions are shown for two different assumptions for the polarized parton distributions of the photon. Only statistical errors are shown.*

5.4.5.3 Testing of BFKL dynamics

Dedicated measurements have been proposed for detecting and studying the large $\ln 1/x$ logarithm resummation effects in QCD. Experimentally establishing the BFKL effect in data is very important for the understanding of the high energy limit in QCD scattering.

The most promising measurement for observing BFKL effects is the total $\gamma^*\gamma^*$ cross-section, i.e. the scattering of two virtual photons with approximately equal virtuali-

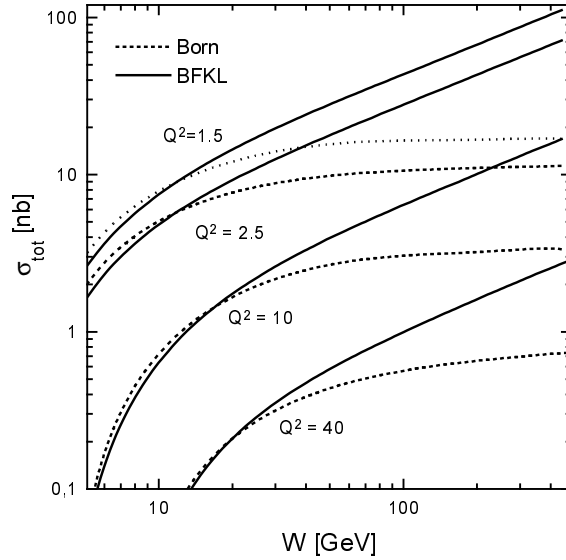


Figure 5.4.5: Prediction of the $\sigma_{\gamma^*\gamma^*}(Q_1^2 = Q_2^2, W^2)$ cross section (solid line) and two gluon exchange cross section (dotted line) as function of W^2 for different Q^2 values, with $Q^2 = Q_1^2 = Q_2^2$ and Q_1^2, Q_2^2 the virtualities of the two photons [141].

ties [140]. This cross section can be calculated entirely within pQCD and is found to be sufficiently large. The events are measured by tagging both scattered electrons. At a 500 GeV e^+e^- collider about 3000 events are expected per year (200 fb^{-1}) and a factor of 3 less in the absence of BFKL effects [141]. The ability to tag electrons down to as low angles as possible (e.g. 25 mrad) is essential for this measurement. The growth of the cross section as function of W^2 due to the BFKL effect is shown in Fig. 5.4.5, (solid line) and compared with the cross section in absence of BFKL (dashed line).

Closely related to the $\gamma^*\gamma^*$ measurement is vector meson production, e.g. $\gamma\gamma \rightarrow J/\psi J/\psi$ or (at large t) $\gamma\gamma \rightarrow \rho\rho$, where the hard scale in the process is given by the J/ψ mass or the momentum transfer t . J/ψ 's can be detected via their decay into leptons, and separated from the background through a peak in the invariant mass. Approximately 100 fully reconstructed 4-muon events are expected for 200 fb^{-1} of luminosity for a 500 GeV e^+e^- collider [142]. For this channel it is crucial that the decay muons and/or electrons can be measured to angles below 10 degrees in the experiment.

Further processes which are strongly sensitive to BFKL effects include $e\gamma$ scattering with associated jet production [143], and $e^+e^- \rightarrow e^+e^-\gamma X$ and $\gamma\gamma \rightarrow \gamma X$ [144]. In all, the study of all these processes will provide new fundamental insight in small x QCD physics.

5.4.6 Complementarity of LHC

QCD studies at the LHC will concentrate mainly on: jet studies, extracting parton densities in the proton, hard diffraction and heavy quark studies [145]. In principle QCD phenomena can be studied at scales upto a few TeV. A precision measurement of α_s is foreseen via jet cross section measurements, but the precision has not been quantified yet. BFKL phenomena can be studied mainly via di-jet production using jet pairs with a large rapidity difference, which has an entirely different systematics compared to the methods proposed for the linear collider.

Recently [146] it was proposed to study real two photon processes at the LHC. If the technical challenges to tag the outgoing protons can be overcome, such data could allow for exploratory studies of quasi real two-photon physics in the high energy regime, such as the total $\gamma\gamma$ cross section and jet production studies.

Bibliography

- [1] A. Pukhov et al. CompHEP: A Package for Evaluation of Feynman Diagrams and Integration over Multiparticle Phase Space. User's Manual for Version 33. *hep-ph/9908288*;
E. Boos, M. Dubinin. Single W-boson Production at Linear Colliders. *hep-ph/9909214*.
- [2] S. Jadach et al. *Phys. Lett.*, B417:326, 1998;
S. Jadach et al. *Phys. Rev.*, D61:113010, 2000.
- [3] K.J.F. Gaemers, G.J. Gounaris. *Z. Phys.*, C1:259, 1979;
K. Hagiwara et al. *Nucl. Phys.*, B282:253, 1987.
- [4] W. Menges. A Study of Charged Current Triple Gauge Couplings at TESLA. *LC-PHSM-2001-022*.
- [5] M. Kuroda et al. *Phys. Lett.*, B183:366, 1987.
- [6] A. Blondel. *Phys. Lett.*, B202:145, 1988.
- [7] K. Mönig. The Use of Positron Polarization for Precision Measurements. *LC-PHSM-2000-059*.
- [8] A. Denner et al. *Phys. Lett.*, B475:127, 2000;
A. Denner et al. *EPJdirect Vol. 2*, C4:1, 2000;
A. Denner et al. *Nucl. Phys.*, B587:67, 2000.
- [9] P. Ciafaloni, D. Comelli. *Phys. Lett.*, B446:278, 1999;
M. Ciafaloni et al. *Phys. Rev. Lett.*, 84:4810, 2000;
M. Ciafaloni, P. Ciafaloni, D. Comelli. *Nucl. Phys.*, B589:359, 2000;
W. Beenakker, A. Werthenbach. *Phys. Lett.*, B489:148, 2000;
M. Hori, H. Kawamura, J. Kodaira. *Phys. Lett.*, B491:275, 2000;
J.H. Kühn, A.A. Penin, V.A. Smirnov. *Eur. Phys. J.*, C17:97, 2000;
V.S. Fadin et al. *Phys. Rev.*, D61:094002, 2000;
M. Melles. Resummation of Yukawa Enhanced and Subleading Sudakov Logarithms in Longitudinal Gauge Boson and Higgs Production, *hep-ph/0012157*.
- [10] S. Alam. *Phys. Rev.*, D50:124, 1994.
- [11] A. Arhrib, J.-L. Kneur, G. Moultaka. Radiative Contributions to TGC in the MSSM. *hep-ph/9603268*; in: *DESY 96-123D* (see Ref. [100]).
- [12] S.Y. Choi, F. Schrempp. *Phys. Lett.*, B272:149, 1991.
- [13] V. Barger, T. Han, R.J.N. Phillips. *Phys. Rev.*, D39:146, 1989.
- [14] G. Belanger, F. Boudjema. *Phys. Lett.*, B288:201, 1992.
- [15] W.J. Stirling, A. Werthenbach. *Eur. Phys. J.*, C14:103, 2000.
- [16] M. Grünewald et al. Four Fermion Production in Electron Positron Collisions.

- hep-ph/0005309*; in: Report of the Four-fermion working group of the LEP2 Monte Carlo Workshops, CERN, 1999/2000.
- [17] R. Hawkings, K. Mönig. *EPJdirect Vol. 1*, C8:1, 1999.
- [18] K. Mönig. Measurement of the Differential Luminosity using Bhabha Events in the Forward-Tracking Region at TESLA. *LC-PHSM-2000-060*.
- [19] A. Gurtu. Precision Tests of the Electroweak Gauge Theory. Talk presented at the ICHEP2000 conference, July 27 - August 2, 2000, Osaka, Japan.
- [20] M. Winter. Determination of the Strong Coupling Constant α_s at Giga-Z. *LC-PHSM-2001-016*.
- [21] M. Consoli, W. Hollik, F. Jegerlehner. Electroweak Radiative Corrections for Z Physics. *CERN 89-08*, (Vol. 1):7, 1989.
- [22] G. Wilson. Precision Measurement of the W Mass with a Polarised Threshold Scan at a Linear Collider. *LC-PHSM-2001-009*.
- [23] S. Eidelmann, F. Jegerlehner. *Z. Phys.*, C67:585, 1995.
- [24] F. Jegerlehner. The Effective Fine Structure Constant at TESLA Energies. *LC-TH-2001-035*.
- [25] Z. Zhao. Measurement of R at 2-5 GeV. Talk presented at the ICHEP2000 Conference, July 27 - August 2, 2000, Osaka, Japan.
- [26] S. Heinemeyer, Th. Mannel, G. Weiglein. Implications of Results from Z- and WW-Threshold Running. *hep-ph/9909538*;
J. Erler et al. *Phys. Lett.*, B486:125, 2000.
- [27] G. Altarelli, R. Barbieri, F. Caravaglios. *Phys. Lett.*, B349:145, 1995.
- [28] M.E. Peskin, T. Takeuchi. *Phys. Rev.*, D46:381, 1992.
- [29] J. Gunion. Talk presented at LCWS2000, FNAL, October 24-28, 2000;
P. Chankowski et al. *Phys. Lett.*, B496:195, 2000.
- [30] J. Letts, P. Mättig. Direct Determination of the CKM Matrix from Decays of W Bosons and Top Quarks at High Energy e^+e^- Colliders. *LC-PHSM-2001-008*.
- [31] Particle Data Group, D.E. Groom et al. *Eur. Phys. J.*, C15:1, 2000.
- [32] BaBar Collaboration. Report of the BaBar Physics Workshop. *SLAC-R-504*, 1998.
- [33] M. Paulini. *Int. J. Mod. Phys.*, A14:2791, 1999.
- [34] ATLAS Collaboration. Detector and Physics Performance Technical Design Report, Vol. 2. *CERN/LHCC 99-15*.
- [35] LHCb Collaboration. Technical Proposal. *CERN/LHCC 98-4*.
- [36] A. Ali et al. b Quark Physics with 2×10^9 Z Bosons. *LC-TH-2001-018*.
- [37] G. Buchalla, G. Hiller, G. Isidori. *Phys. Rev.*, D63:014015, 2001.

-
- [38] G. Hiller, A. Kagan. Probing for New Physics in Polarized Λ_b Decays at the Z . *SLAC-PUB-8752*.
- [39] J.I. Illana, T. Riemann. Charged Lepton Flavour Violation from Massive Neutrinos in Z Decays. *hep-ph/0010193*, accepted by *Phys. Rev., D*.
- [40] M.J. Levine. *Phys. Rev., D*36:1329, 1987;
F. Gabbiani, J.H. Kim, A. Masiero. *Phys. Lett., B*214:398, 1988.
- [41] M. Frank, H. Hamidian. *Phys. Rev., D*54:6790, 1996.
- [42] A. Djouadi, A. Leike, T. Riemann, D. Schaile, C. Verzegnassi. *Z. Phys., C*56:289, 1992;
A. Leike, S. Riemann. *Z. Phys. C*75:341, 1997;
S. Riemann. Study of Z' Couplings to Leptons and Quarks at NLC. *hep-ph/9610513*. In: Proceedings of the 1996 DPF / DPB Summer Study on New Directions for High-energy Physics;
R. Casalbuoni, S. De Curtis, D. Dominici, R. Gatto, S. Riemann. Z' Indication from new APV Data in Cesium and Searches at Linear Colliders. *LC-TH-2000-006, hep-ph/0001215*.
- [43] S. Godfrey. *Phys. Rev., D*51:1402, 1995;
ATLAS Collaboration. Technical Design Report. *CERN-LHCC 99-15*.
- [44] S. Riemann. Predictions for $Z \rightarrow \mu\tau$ and Related Reactions. *LC-TH-2001-007* and Proceedings LCWS2000, Fermilab 2000.
- [45] S. Godfrey, P. Kalyniak, B. Kamal, A. Leike. *Phys. Rev., D*61:113009, 2000, *hep-ph/0001074*.
- [46] M. Doncheski, S. Godfrey, P. Kalyniak, B. Kamal, A. Leike. Discovery and Identification of W' Bosons in $e\gamma \rightarrow \nu q + X$. *hep-ph/0008157*, to appear in *Phys. Rev., D*.
- [47] W. Buchmüller, C. Greub. *Nucl. Phys., B*363:345, 1991.
- [48] J.L. Hewett, T.G. Rizzo. *Phys. Rep.,* 183:193, 1989, and references therein.
- [49] C.A. Heusch, P. Minkowski. *Int. J. Mod. Phys., A*15:2429, 2000.
- [50] Particle Data Group, D.E. Groom et al. *Eur. Phys. J., C*15:1, 2000 Particle Data Group web page
- [51] J.H. Kühn. *Act. Phys. Pol., B*12:347, 1981;
I.I. Bigi, Y.L. Dokshitzer, V.A. Khoze, J.H. Kühn, P.M. Zerwas. *Phys. Lett., B*181:157, 1986.
- [52] M. Jezabek, J.H. Kühn. *Nucl. Phys., B*314:1, 1989;
A. Czarnecki, K. Melnikov. *Nucl. Phys., B*544:520, 1999;
K.G. Chetyrkin et al. *Phys. Rev., D*60:114015, 1999.
- [53] A. Denner, T. Sack. *Nucl. Phys., B*358:46, 1991;
G. Eilam et al. *Phys. Rev. Lett.,* 66:3105, 1991.

- [54] H. Murayama, Y. Sumino. *Phys. Rev.*, D47:82, 1993;
K. Fujii, T. Matsui, Y. Sumino. *Phys. Rev.*, D50:4341, 1994;
P. Comas et al. The Physics of the $e^+e^- \rightarrow t\bar{t}$ Threshold Scan. In:
DESY 96-123D (see Ref.[100]);

D. Schulte et al. In: Conceptual Design of a 500 GeV e^+e^- Linear Collider with
Integrated X-ray Laser Facility. *DESY 1997-048, ECFA 1997-182*.
- [55] J. Letts, P. Mättig. Direct Determination of the CKM Matrix from Decays of
 W Bosons and Top Quarks at High Energy e^+e^- Colliders. *LC-PHSM-2001-008*.
- [56] M. Jezabek, J.H. Kühn. *Nucl. Phys.*, B320:20, 1989;
A. Czarnecki, M. Jezabek, J.H. Kühn. *Nucl. Phys.*, B351:70, 1991.
- [57] M. Schmitt. Top Production and Decay Form Factors. In: *DESY 96-123D* (see
Ref.[100]).
- [58] J. Guasch. Some Results on Top Quark Decays in the MSSM. *KA-TP-26-2000*.
J. Guasch, W. Hollik, J.I. Illana, C. Schappacher, J. Sola. Top-Quark
Production and Decay in the MSSM. *hep-ph/0003109*.
- [59] A. Venturi. Experimental Aspects of Rare Top Decays at Future e^+e^- Linear
Colliders. In: *DESY 93-123C* (see Ref. [100]);
P. Igo-Kemenes. Top Quark Physics at a Next e^+e^- Linear Collider:
Experimental Considerations. In: Waikoloa Proceedings (see Ref. [101]).
- [60] G.A. Blair. Prospects for Top Flavour Violation at a Future Linear Collider. In:
DESY 97-123E (see Ref. [100]);
G.A. Blair, A. Juste, M. Martinez, D. Schulte, C.H. Shepherd-Themistocleous.
In: Conceptual Design of a 500 GeV e^+e^- Linear Collider with Integrated
X-ray Laser Facility. *DESY 1997-048, ECFA 1997-182*.
- [61] M. Veltman. *Acta Phys. Polon.*, B8:475, 1977.
- [62] V.S. Fadin, V.A. Khoze. *JETP Lett.*, 46:525, 1987;
V.S. Fadin, V.A. Khoze. *Sov. J. Nucl. Phys.*, 48:309, 1988.
- [63] M.J. Strassler, M.E. Peskin. *Phys. Rev.*, D43:1500, 1991.
- [64] M. Jezabek, J.H. Kühn, T. Teubner. *Z. Phys.*, C56:653, 1992;
Y. Sumino, K. Fujii, K. Hagiwara, M. Murayama, C.K. Ng. *Phys. Rev.*, D47:56,
1992.
- [65] A.H. Hoang et al. *EPJdirect Vol. 2*, C3:1, 2000.
- [66] A.H. Hoang, T. Teubner. Second Item of Ref. [68].
- [67] D. Peralta, M. Martinez, R. Miquel. Top Mass Measurement at the $t\bar{t}$
Threshold. In: Proc. of the International Workshop on Linear Colliders
(LCWS99) Sitges, May 1999.
- [68] A.H. Hoang, T. Teubner. *Phys. Rev.*, D58:114023, 1998;

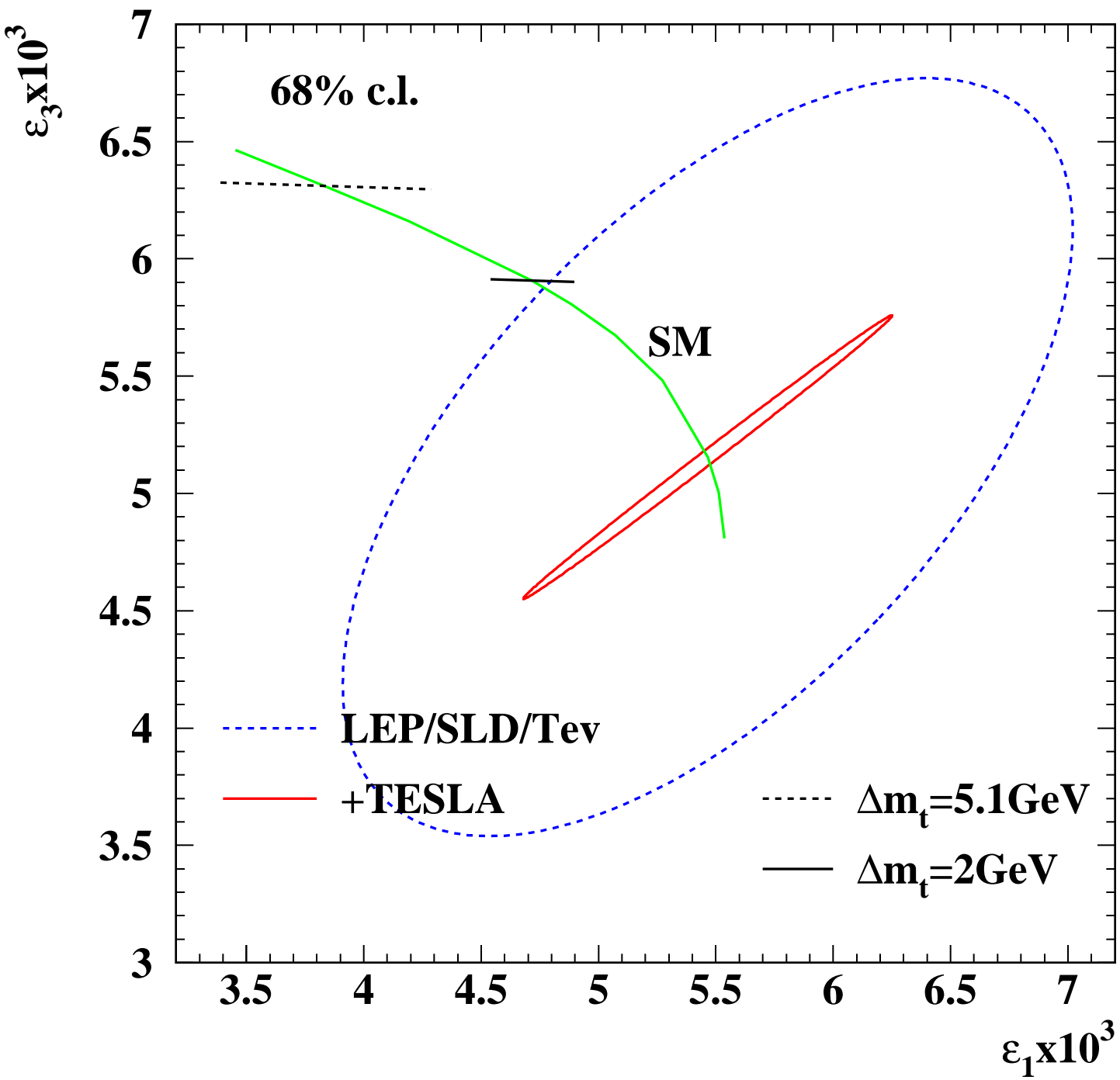
-
- A.H. Hoang, T. Teubner. *Phys. Rev.*, D60:114027, 1999;
K. Melnikov, A. Yelkhovsky. *Nucl. Phys.*, B528:59, 1998;
O. Yakovlev. *Phys. Lett.*, B457:170, 1999;
M. Beneke, A. Signer, V.A. Smirnov. *Phys. Lett.*, B454:137, 1999;
T. Nagano, A. Ota, Y. Sumino. *Phys. Rev.*, D60:114014, 1999.
- [69] M. Beneke. *Phys. Lett.*, B434:115, 1998;
A.H. Hoang, M.C. Smith, T. Stelzer, S.S. Willenbrock. *Phys. Rev.*, D59:114014, 1999;
N. Uraltsev. Heavy Quark Expansion in Beauty and its Decays. *hep-ph/9804275*.
- [70] K.G. Chetyrkin, M. Steinhauser. *Phys. Rev. Lett.*, 83:4001, 1999;
K. Melnikov, T. van Ritbergen. *Phys. Lett.*, B482:99, 2000.
- [71] A.H. Hoang, A.V. Manohar, I.W. Stewart, T. Teubner. A Renormalization Group improved Calculation of Top Quark Production near Threshold. *hep-ph/0011254*.
- [72] R. Harlander, M. Jeżabek, J.H. Kühn. *Acta Phys. Polon.*, 27:1781, 1996.
- [73] M. Beneke et al. Top Quark Physics. In: Report of the 1999 CERN Workshop on SM Physics (and more) at the LHC. *hep-ph/0003033*.
- [74] J.H. Kühn. Polarized Beams and the Top Threshold. *LC-TH-2001-004*.
- [75] B. Grzadkowski, P. Krawczyk, J.H. Kühn, R.G. Stuart. *Nucl. Phys.*, B281:18, 1987;
R.J. Guth, J.H. Kühn. *Nucl. Phys.*, B368:38, 1992.
- [76] R. Harlander, M. Jeżabek, J.H. Kühn, T. Teubner. *Phys. Lett.*, B346:137, 1995;
R. Harlander, M. Jeżabek, J.H. Kühn, M. Peter. *Z. Phys.*, C73:477, 1997.
- [77] M. Jeżabek, J.H. Kühn. *Phys. Lett.*, B329:317, 1994.
- [78] J.H. Kühn, P.M. Zerwas. *Phys. Rept.*, 167:321, 1988.
- [79] K.G. Chetyrkin, J.H. Kühn, M. Steinhauser. *Nucl. Phys.*, B482:213, 1996;
R. Harlander, M. Steinhauser. *Eur. Phys. J.*, C2:151, 1998.
- [80] W. Beenakker, S.C. van der Marck, W. Hollik. *Nucl. Phys.*, B365:24, 1991;
V. Driesen, W. Hollik, A. Kraft. Top Pair Production in e^+e^- Collisions with virtual and real Electroweak Radiative Corrections. *hep-ph/9603398*; in: *DESY 96-123D* (see Ref. [100]).
W. Beenakker, A. Denner, A. Kraft. *Nucl. Phys.*, B410:219, 1993.
- [81] A.A. Akhundov, D.Y. Bardin, A. Leike. *Phys. Lett.*, B261:321, 1991.
- [82] W. Hollik, C. Schappacher. *Nucl. Phys.*, B545:98, 1999.
- [83] J. Jersak, E. Laermann, P.M. Zerwas. *Phys. Rev.*, D25:1218, 1982; Erratum *Phys. Rev.*, D36:310, 1987.
- [84] J. Kühn, T. Hahn, R. Harlander. Top Production above Threshold: Electroweak and QCD Corrections combined. *hep-ph/9912262*.

- [85] C.R. Schmidt. *Phys. Rev.*, D54:3250, 1996;
A. Brandenburg, M. Flesch, P. Uwer. *Phys. Rev.*, D59:014001, 1999.
- [86] W. Beenakker, F.A. Berends, A.P. Chapovsky. *Phys. Lett.*, B454:129, 1999.
- [87] A. Djouadi. Top Quark Anomalous Couplings. In: *DESY 92-123B* (see Ref. [100]);
G.L. Kane, G.A. Ladinsky, C.-P. Yuan. *Phys. Rev.*, D45:124, 1992.
For $F_{2V,A}^{\gamma,Z}$ we use the conventions of Djouadi and of Ref. [88].
- [88] W. Bernreuther, O. Nachtmann, P. Overmann, T. Schröder. *Nucl. Phys.*, B388:53, 1992; Erratum *Nucl. Phys.*, B406:516, 1993;
W. Bernreuther et al. Top Quark Physics: Theoretical Aspects. In: *DESY 92-123A* (see Ref. [100]).
- [89] W. Hollik et al. *Nucl. Phys.*, B551:3, 1999; Erratum *Nucl. Phys.*, B557:407, 1999; and Ref. [58].
- [90] E. Boos, M. Dubinin, M. Sachwitz, H.J. Schreiber. *Eur. Phys. J.*, C16:269, 2000.
- [91] T.L. Barklow, C.R. Schmidt. In: The Albuquerque Meeting (DPF94), S. Seidel (Ed.), World Scientific 1995.
- [92] B. Grzadkowski, Z. Hioki. *Nucl. Phys.*, B585:3, 2000.
- [93] H. Murayama, M.E. Peskin. *Ann. Rev. Nucl. Part. Sci.*, 46:533, 1996.
- [94] M.E. Peskin, M. Schmidt. In: Saariselkä Proceedings (see Ref. [101]).
- [95] W. Bernreuther, A. Brandenburg, P. Overmann. CP Nonconservation in Top Quark Production by (Un) Polarized e^+e^- and $\gamma\gamma$ Collisions. *hep-ph/9602273*, in *DESY 96-123D* (see Ref. [100]);
W. Bernreuther, P. Overmann. *Z. Phys.*, C61:599, 1994;
W. Bernreuther, P. Overmann. *Z. Phys.*, C72:461, 1996.
- [96] R. Frey. Top Quark Physics at a Future e^+e^- Collider: Experimental Aspects. *hep-ph/9606201*. In: Morioka Proceedings (see Ref. [101]).
- [97] W. Bernreuther, T. Schröder, T.N. Pham. *Phys. Lett.*, B279:389, 1992.
- [98] M. Jezabek, T. Nagano, Y. Sumino. *Phys. Rev.*, D62:014034, 2000.
- [99] A. Bartl, E. Christova, T. Gajdosik, W. Majerotto. *Nucl. Phys.*, B507:35, 1997; Erratum *Nucl. Phys.*, B531:653, 1998.
- [100] Much of the material described in this report had been worked out in a series of workshops:
Proceedings, e^+e^- Collisions at 500 GeV: The Physics Potential, Munich–Annecy–Hamburg 1991/93, *DESY 92-123A+B*, *93-123C*, ed. P.M. Zerwas;
Proceedings, e^+e^- Collisions at TeV Energies: The Physics Potential, Annecy–Gran Sasso–Hamburg 1995, *DESY 96-123D*, ed. P.M. Zerwas;
Proceedings, e^+e^- Linear Colliders: Physics and Detector Studies, Frascati –

-
- London, München – Hamburg 1996, *DESY 97-123E*, ed. R.D. Settles.
- [101] For detailed analyses see:
Proceedings, Physics and Experiments with e^+e^- Linear Colliders, Saariselkä 1991, eds. R. Orava, P. Eerola and M. Nordberg (World Scientific 1992);
Proceedings, Physics and Experiments with e^+e^- Linear Colliders, Waikoloa/Hawaii 1993, eds. F. Harris, S. Olsen, S. Pakvasa, X. Tata (World Scientific 1993);
Proceedings, Physics and Experiments with Linear Colliders, Morioka 1995, eds. A. Miyamoto, Y. Fujii, T. Matsui, S. Iwata (World Scientific 1996).
- [102] H. Fritsch and M. Gell-Mann. Proc. XVI Int. Conf on High Energy Physics, eds. J.D Jackson and A. Roberts, Fermilab, 1972.
- [103] See e.g. S. Bethke. *J. Phys.*, G26:R27, 2000.
- [104] U. Amaldi et al. *Phys. Lett.*, B281:374, 1992.
- [105] See e.g. P.N. Burrows. Determination of $\alpha_s(M_Z^2)$ from hadronic Event Shape Observables in e^+e^- Annihilation. *hep-ex/9612008*.
- [106] O. Biebel. Determination of α_s at 500 GeV from Event Shapes and Jet Rates. *LC-PHSM-2000-003*, *hep-ex/9912051*; and private communication.
- [107] S. Bethke. In: Waikoloa Proceedings (see Ref. [101]).
- [108] B.A. Schumm. Identification of a Sample of $e^+e^- \rightarrow q\bar{q}$ Events for the Precise Measurement of α_s in High Energy Electron Positron Colliders. *hep-ex/9612013*.
- [109] S. Catani, L. Trentadue, G. Turnock, B.R. Webber. *Nucl. Phys.*, B407:3, 1993.
- [110] Z. Bern. To appear in Proc. XXX International Conference on High Energy Physics, July 27 - August 2 2000, Osaka, Japan.
- [111] W. Bernreuther. Talk presented at ECFA/DESY Workshop, Oxford, March 20-23, 1999.
- [112] See e.g. M. Neubert. *Nucl. Phys.*, B463:511, 1996;
G. Altarelli, P. Nason, G. Ridolfi. *Z. Phys.*, C68:257, 1995.
- [113] For details, see P.N. Burrows. Testing QCD at High Energy ep Colliders: $0.5 \leq Q \leq 2$ TeV. In: Morioka Proceedings (see Ref. [101]).
- [114] A. Brandenburg. *Eur. Phys. J.*, C11:127, 1999;
A. Brandenburg. The Reaction $e^+e^- \rightarrow t\bar{t}g$ at next-to-leading Order in α_s . *LC-TH-1999-009*.
- [115] T.G. Rizzo. *Phys. Rev.*, D50:4478, 1994.
- [116] C. Macesanu, L.H. Orr. Gluon Radiation in Top Production and Decay. *hep-ph/0001138*.
- [117] A. Brandenburg, L. Dixon, Y. Shadmi. *Phys. Rev.*, D53:1264, 1996.

-
- [118] SLD Collaboration, K. Abe et al. First Symmetry Tests in polarized Z^0 Decays to $b\bar{b}g$. *hep-ex/0007051*.
- [119] B.A. Schumm, Y.L. Dokshitzer, V.A. Khoze, D.S. Koetke. *Phys. Rev. Lett.*, 69:3025, 1992.
- [120] V.A. Khoze, T. Sjöstrand. QCD Interconnection Studies at Linear Colliders. *LC-TH-1999-010*, *hep-ph/9912297*.
- [121] C.F. Weizsäcker. *Z. Phys.*, 88:612, 1934;
E.J. Williams. *Phys. Rev.*, 45:729, 1934.
- [122] I.F. Ginzburg, G.L. Kotkin, V.G. Serbo, V.I. Telnov. *Nucl. Instr. and Meth.*, 205:47, 1983;
I.F. Ginzburg, G.L. Kotkin, S.L. Panfil, V.G. Serbo, V.I. Telnov. *Nucl. Instr. and Meth.*, A219:5, 1984.
- [123] V.I. Telnov. *Nucl. Instr. and Meth.*, A294:72, 1990.
- [124] R.M. Godbole, G. Pancheri. Hadronic Cross-Sections in Gamma Gamma Processes and the Next Linear Collider. *hep-ph/0010104*.
- [125] A. Donnachie, P.V. Landshoff. *Phys. Lett.*, B296:227, 1992;
G. Schuler, T. Sjöstrand. *Z. Phys.*, C68:607, 1995;
M.M. Block, E.M. Gregores, F. Halzen, G. Pancheri. *Phys. Rev.*, D60:054024, 1999;
The latter model was used in the figure.
- [126] B. Badelek, M. Krawczyk, J. Kwiecinski, M. Stasto. Parametrisation of F_2^γ at low Q^2 and of $\sigma_{\gamma\gamma}$ and $\sigma_{\gamma^*\gamma}$ at high Energies. *hep-ph/0001161*.
- [127] R.M. Godbole, G. Pancheri, A. De Roeck. Total $\gamma\gamma$ Cross-Section at TESLA. *LC-TH-2001-030*.
- [128] A. De Roeck, R. Engel, A. Rostovtsev. Diffraction in Two-Photon Collisions at TESLA. *hep-ph/9710366*. In: *DESY 97-123E* (see Ref. [100]).
- [129] T.F. Walsh, P.M. Zerwas. *Phys. Lett.*, B44:195, 1973.
- [130] E. Witten. *Nucl. Phys.*, B120:189, 1977.
- [131] A. Vogt. *Nucl. Phys. Proc. Suppl.*, 82:394, 2000;
A. De Roeck. Photon Structure Function Measurements at TESLA. In: Proc. of the International Workshop on Linear Colliders (LCWS99) Sitges, May 1999; *LC-TH-2001-032*.
- [132] R. Nisius. *Phys. Rep.*, 332:165, 2000.
- [133] A. Gehrmann-De Ridder, H. Spiesberger, P.M. Zerwas. *Phys. Lett.*, B469:259, 1999.
- [134] T. Wengler, A. De Roeck. The Gluon Content of the Photon from Di-Jet Production at the $\gamma\gamma$ Collider. *hep-ph/0010293*.

-
- [135] P. Jankovski, M. Krawczyk, A. De Roeck. Heavy Quark Production at a Linear e^+e^- and Photon Collider and its Sensitivity to the Gluon Content of the Photon. *LC-TH-2000-034*, *hep-ph/0002169*.
- [136] R.M. Godbole, D. Indumathi, M. Krämer. J/ψ Production through Resolved Photon Processes at e^+e^- Colliders. *LC-TH-2001-019*.
- [137] M. Stratmann. *Nucl. Phys. Proc. Suppl.*, 82:400, 2000.
- [138] J. Kwiecinski, B. Ziaja. QCD Predictions for Spin dependent Photonic Structure Function $g_1^\gamma(x, Q^2)$ in the low x Region of future Linear Colliders. *hep-ph/0006292*.
- [139] E.A. Kuraev, L.N. Lipatov, V.S. Fadin. *Sov. Phys. JETP*, 45:199, 1977; Y.Y. Balitsky, L.N. Lipatov. *Sov. J. Nucl. Phys.*, 28:822, 1978.
- [140] J. Bartels, A. De Roeck, H. Lotter. *Phys. Lett.*, B389:742, 1996; S.J. Brodsky, F. Hautmann, D.E. Soper. *Phys. Rev.*, D56:6957, 1997; M. Boonekamp et al. *Nucl. Phys.*, B555:540, 1999.
- [141] J. Kwiecinski, L. Motyka. *Phys. Lett.*, B462:203, 1999.
- [142] J. Kwiecinski, L. Motyka, A. De Roeck. The QCD Pomeron at TESLA - Motivation and exclusive J/ψ Production. *LC-TH-2000-012*, *hep-ph/0001180*.
- [143] G. Contreras, A. De Roeck. BFKL Effects in $e\gamma$ Collisions at TESLA. *LC-TH-2001-031*.
- [144] N. Evanson, J. Forshaw. Diffractive Production of high p_t Photons at a Future Linear Collider. *LC-TH-2000-010*, *hep-ph/9912487*.
- [145] S. Catani, M. Dittmar, D. Soper, W.J. Stirling, S. Tapprogge (conveners). QCD. In: Report of the 1999 CERN Workshop on SM Physics (and more) at the LHC. *hep-ph/0005025*.
- [146] K. Piotrkowski. Tagging Two-Photon Production at the LHC. *hep-ex/0009065*.



Inclusive GMSB Signals at the Linear Collider

