

Studies of Λ_b^0 in ATLAS: decays to charmonium states and parity violating asymmetry

Dongliang Zhang^{*†}

University of Michigan

E-mail: zhangdon@umich.edu

The measurements of Λ_b^0 lifetime and decay asymmetry parameter in $\Lambda_b^0 \rightarrow J/\psi\Lambda^0$ using 2011 7 TeV pp collision data taken by ATLAS at LHC are presented. The measured value of Λ_b^0 lifetime is $\tau_{\Lambda_b^0} = 1.449 \pm 0.036(\text{stat}) \pm 0.017(\text{syst})$ ps, and the parity violating decay asymmetry parameter is measured to be $\alpha_b = 0.30 \pm 0.16(\text{stat}) \pm 0.06(\text{syst})$.



*The 15th International Conference on B-Physics at Frontier Machines at the University of Edinburgh,
14 -18 July, 2014
University of Edinburgh, UK*

^{*}Speaker.

[†]On behalf of the ATLAS Collaboration

1. Introduction

Although the Λ_b^0 baryon has been discovered for more than two decades, many of its basic properties are not measured as precisely as other lighter hadrons. For example, its lifetime had been a puzzle in the Tevatron days. The measurements from CDF [1] and D0 [2] have more than two standard deviation discrepancy. The CDF measurement of Λ_b^0 and B_d^0 lifetime ratio $R = \tau_{\Lambda_b^0}/\tau_{B_d^0}$ is also more than two standard deviation higher than the theoretical predictions. Another basic but unknown parameter before LHC is the decay asymmetry parameter of $\Lambda_b^0 \rightarrow J/\psi \Lambda^0$. The theoretical predictions of this parameter varies in a large range, from -0.2 to 0.78 (see references of Ref [3]). The $\Lambda_b^0 \rightarrow J/\psi(\mu^+\mu^-)\Lambda^0(p^+\pi^-)$ events in 2011 collision data collected by ATLAS detector [4] at LHC is used to measure the lifetime and the decay asymmetry parameter.

2. Λ_b^0 reconstruction

Data taken by ATLAS detector in 2011 using single muon, dimuon and J/ψ muon trigger are used to reconstruct Λ_b^0 , corresponding to an integrated luminosity of about 5 fb^{-1} . In the preselection, J/ψ candidates are reconstructed from muon pairs, and Λ^0 candidates are reconstructed by fitting two inner detector tracks. Both J/ψ and Λ^0 candidates are required to be within a mass window around their masses in PDG [5]. The four tracks are then fitted simultaneously using the $\Lambda_b^0 \rightarrow J/\psi(\mu^+\mu^-)\Lambda^0(p^+\pi^-)$ hypothesis, in which the masses of J/ψ and Λ^0 are fixed to their values in PDG. Good fit quality $\chi^2/N_{\text{dof}} < 3$ is required. Furthermore, the refitted Λ^0 is required to have $p_T > 3.5 \text{ GeV}$ and transverse decay length $L_{xy} > 10 \text{ mm}$ with respect to the dimuon vertex to suppress combinatorial backgrounds. To reject B_d^0 background, a $B_d^0 \rightarrow J/\psi(\mu^+\mu^-)K_S^0(\pi^+\pi^-)$ hypothesis fit is also performed to the track-quadruplet and if a much higher cumulative probability is obtained in the B_d^0 hypothesis fit, the event is removed. The reconstructed mass of Λ_b^0 and $\bar{\Lambda}_b^0$ candidates are shown in Fig. 1. The Λ_b^0 and $\bar{\Lambda}_b^0$ events have similar distributions, so they are combined in the later measurements.

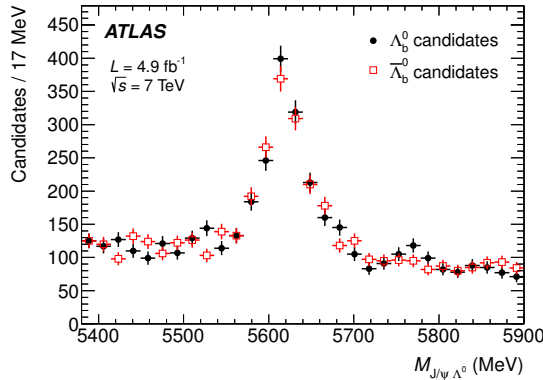


Figure 1: The mass distribution of the reconstructed Λ_b^0 and $\bar{\Lambda}_b^0$ candidates [6].

3. Λ_b^0 lifetime measurement

The lifetime of Λ_b^0 are measured by a two dimensional simultaneous fit of the reconstructed

mass and proper decay time of each selected candidate [6]. The mass of Λ_b^0 is also measured from this fit.

The unbinned likelihood function is given by

$$L = \prod_{i=1}^N [f_{\text{sig}} \mathcal{M}_s(m_i | \delta_{mi}) \mathcal{T}_s(\tau_i | \delta_{\tau i}) w_s(\delta_{mi}, \delta_{\tau i}) + (1 - f_{\text{sig}}) \mathcal{M}_b(m_i | \delta_{mi}) \mathcal{T}_b(\tau_i | \delta_{\tau i}) w_b(\delta_{mi}, \delta_{\tau i})], \quad (3.1)$$

where f_{sig} is the fraction of signal events; m_i and τ_i are the reconstructed mass and proper decay time of the i th event. The reconstructed mass distribution and proper decay time distribution are found uncorrelated, so they can be modeled separately. For the reconstructed mass, the probability density function (PDF) for signal ($\mathcal{M}_s(m_i | \delta_{mi})$) is modeled using Gaussian distribution, and for background ($\mathcal{M}_b(m_i | \delta_{mi})$), a linear distribution is used. The proper decay time PDF of signal events, $\mathcal{T}_s(\tau_i | \delta_{\tau i})$, is given by a exponential function. For the proper decay time PDF of background, $\mathcal{T}_b(\tau_i | \delta_{\tau i})$, the prompt background is modeled using a delta function and a symmetric exponential function, and non-prompt contribution are modeled by two exponential functions. All these proper decay time PDFs are convolved by a Gaussian resolution function. The distribution of reconstructed mass uncertainty and proper decay time uncertainties for signal and background, $w_s(\delta_{mi}, \delta_{\tau i})$ and $w_b(\delta_{mi}, \delta_{\tau i})$, are extracted from data and have the same form. The values of mass and lifetime measurement from the fit is shown in Fig. 2. The PDF is projected to the reconstructed mass and proper decay time distributions and is compared with data. The major systematic uncer-

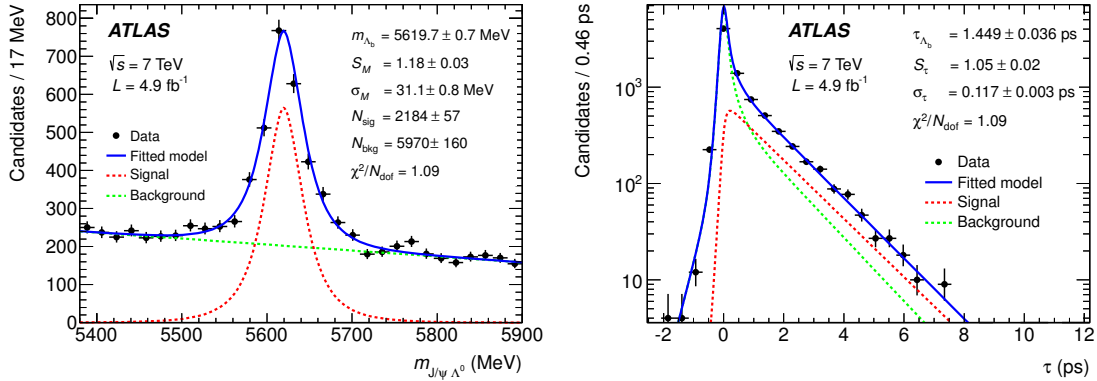


Figure 2: Mass-proper decay time fit results projected to mass (left) and proper decay time (right) and compared with data [6].

tainties come from the Λ^0 reconstruction bias. The final measured values of the mass and lifetime

$$\begin{aligned} m_{\Lambda_b^0} &= 5619.7 \pm 0.7(\text{stat}) \pm 1.1(\text{syst}) \text{ MeV}, \\ \tau_{\Lambda_b^0} &= 1.449 \pm 0.036(\text{stat}) \pm 0.017(\text{syst}) \text{ ps}, \end{aligned} \quad (3.2)$$

and the ratio,

$$R = \tau_{\Lambda_b^0} / \tau_{B_d^0}^{\text{PDG}} = 0.960 \pm 0.025(\text{stat}) \pm 0.016(\text{syst}), \quad (3.3)$$

are consistent with the later results from CMS [7] and LHCb [8]. But the recent lifetime measurement from CDF [9] is still more than two standard deviation higher than this value.

4. α_b measurement

Taking λ_Λ and $\lambda_{J/\psi}$ to represent the helicity of the Λ^0 and the J/ψ , the decay $\Lambda_b^0 \rightarrow J/\psi \Lambda^0$ can be described by four helicity amplitudes $A(\lambda_\Lambda, \lambda_{J/\psi})$: $a_+ \equiv A(1/2, 0)$, $a_- \equiv A(-1/2, 0)$, $b_+ \equiv A(-1/2, -1)$ and $b_- \equiv A(1/2, 1)$. The distribution of the five decay angles shown in Fig. 3, $\Omega = (\theta, \theta_1, \phi_1, \theta_2, \phi_2)$, depends on these helicity parameters, and the PDF is given in Ref. [10]. As the

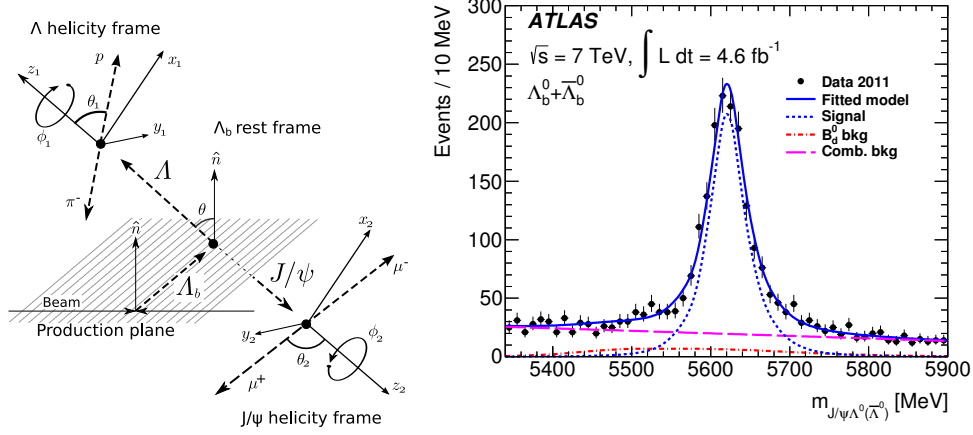


Figure 3: Definition of the decay angles(left) and the reconstructed mass of the selected Λ_b^0 and $\bar{\Lambda}_b^0$ candidates (right) [3].

overall polarization is 0 due to the symmetry of the detector, the PDF is simplified and only six terms remain:

$$w(\Omega) = \frac{1}{(4\pi)^3} \sum_i f_{1i}(\vec{A}) f_{2i}(P, \alpha_\Lambda) F_i(\Omega), \quad (4.1)$$

where $i = 0, 2, 4, 6, 18$, and 19 . The five free helicity parameters (\vec{A}) are: the decay asymmetry parameter $\alpha_b = |a_+|^2 - |a_-|^2 + |b_+|^2 - |b_-|^2$, two helicity amplitude ratio parameters ($k_+ = \frac{|a_+|}{\sqrt{|a_+|^2 + |b_+|^2}}$, $k_- = \frac{|b_-|}{\sqrt{|a_-|^2 + |b_-|^2}}$) and two relative phase parameters (Δ_+ , Δ_-). $f_{2i} = \alpha_\Lambda$ for $i = 2, 6, 18, 19$, and $f_{2i} = 1$ for $i = 0$ or 4 , where $\alpha_\Lambda = 0.642 \pm 0.013$ [5] is the decay asymmetry parameter of $\Lambda^0 \rightarrow p\pi^-$ decay. Table 1 shows the form of f_{1i} and F_i of these six terms.

Table 1: The coefficients f_{1i} , and F_i of the remaining six terms of the simplified PDF [3].

i	f_{1i}	F_i
0	1	1
2	$(k_+^2 + k_-^2 - 1) + \alpha_b(k_+^2 - k_-^2)$	$\cos \theta_1$
4	$\frac{1}{4}[(3k_-^2 - 3k_+^2 - 1) + 3\alpha_b(1 - k_-^2 - k_+^2)]$	$\frac{1}{2}(3 \cos^2 \theta_2 - 1)$
6	$-\frac{1}{4}[(k_+^2 + k_-^2 - 1) + \alpha_b(3 + k_+^2 - k_-^2)]$	$\frac{1}{2}(3 \cos^2 \theta_2 - 1) \cos \theta_1$
18	$\frac{3}{\sqrt{2}}[\frac{1-\alpha_b}{2} \sqrt{k_-^2(1-k_-^2)} \cos(-\Delta_-) - \frac{1+\alpha_b}{2} \sqrt{k_+^2(1-k_+^2)} \cos(\Delta_+)]$	$\sin \theta_1 \sin \theta_2 \cos \theta_2 \cos(\phi_1 + \phi_2)$
19	$-\frac{3}{\sqrt{2}}[\frac{1-\alpha_b}{2} \sqrt{k_-^2(1-k_-^2)} \sin(-\Delta_-) - \frac{1+\alpha_b}{2} \sqrt{k_+^2(1-k_+^2)} \sin(\Delta_+)]$	$\sin \theta_1 \sin \theta_2 \cos \theta_2 \sin(\phi_1 + \phi_2)$

To determine the value of the helicity parameters, the following function of the helicity parameters,

$$\chi^2 = \sum_i \sum_j (\langle F_i \rangle^{\text{expected}} - \langle F_i \rangle) V_{ij}^{-1} (\langle F_j \rangle^{\text{expected}} - \langle F_j \rangle), \quad (4.2)$$

is minimized, where $\langle F_i \rangle^{\text{expected}}$ is the expected value of F_i predicted by the given helicity parameters; $\langle F_i \rangle$ and V_{ij} are the measured average values and their covariance matrix elements.

The expected values are calculated from the PDF (Eqn. 4.2) and corrected for the detector effects, which is estimated from Monte Carlo (MC) simulation. Fig. 4 shows the expected distributions of $\cos\theta_1$ and $\cos\theta_2$ for various α_b values.

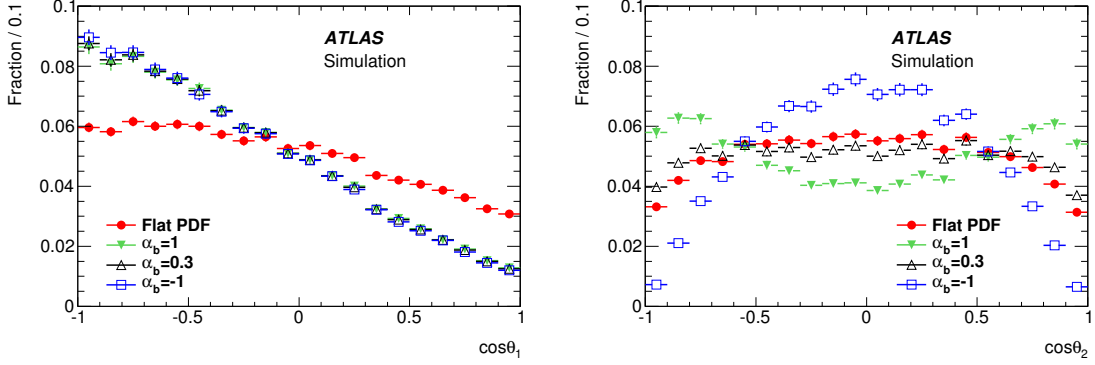


Figure 4: $\cos\theta_1$ and $\cos\theta_2$ distribution of MC events, weighted using various α_b value settings. In the flat PDF, $\alpha_b = 0$ and other parameters are set so that these angular variables have a flat distribution in the generator level. For $\alpha_b = -1, 0.3$ and 1 , other parameters are set to $k_+ = 0.21$ and $k_- = 0.13$ (measured values), and $\Delta_+ = \Delta_- = 0$ [3].

To further reduce the combinatorial background, proper decay time $\tau > 3.5$ ps is required. And the B_d^0 rejection cut is loosed for higher signal statistics [3]. The reconstructed mass distribution of the selected events is shown in Fig. 3. The combinatorial background is estimated from sidebands. Both data and MC are used to estimate the $B_d^0 \rightarrow J/\psi(\mu^+\mu^-)K_S^0(\pi^+\pi^-)$ background.

The final result of the helicity amplitude measurement is

$$\begin{aligned}\alpha_b &= 0.30 \pm 0.16(\text{stat}) \pm 0.06(\text{syst}), \\ k_+ &= 0.21_{-0.21}^{+0.14}(\text{stat}) \pm 0.13(\text{syst}), \\ k_- &= 0.13_{-0.13}^{+0.20}(\text{stat}) \pm 0.15(\text{syst}),\end{aligned}\quad (4.3)$$

corresponding to the magnitude of helicity amplitudes

$$\begin{aligned}|a_+| &= 0.17_{-0.17}^{+0.12}(\text{stat}) \pm 0.09(\text{syst}), & |a_-| &= 0.59_{-0.07}^{+0.06}(\text{stat}) \pm 0.03(\text{syst}), \\ |b_+| &= 0.79_{-0.05}^{+0.04}(\text{stat}) \pm 0.02(\text{syst}), & |b_-| &= 0.08_{-0.08}^{+0.13}(\text{stat}) \pm 0.06(\text{syst}).\end{aligned}\quad (4.4)$$

The phase parameters (Δ_+ and Δ_-) are found consistent with the entire allowed range, so it is not reported here. The systematic uncertainty mainly come from combinatorial background shape estimation and MC statistics.

The Λ_b^0 decay has large amplitudes $|a_-|$ and $|b_+|$, which means the negative-helicity states for Λ^0 are preferred and the Λ^0 and J/ψ from Λ_b^0 decay are highly polarized. Adding in quadrature the statistical and systematic uncertainties, the observed value of α_b is consistent with the recent measurement $\alpha_b = 0.05 \pm 0.17(\text{stat}) \pm 0.07(\text{syst})$ by LHCb [11] at the level of one standard deviation. However, it is not consistent with the expectation from pQCD [12] (α_b in the range from -0.17 to -0.14), and HQET [13] ($\alpha_b = 0.78$) at a level of about 2.6 and 2.8 standard deviations, respectively.

5. Summary

The $\Lambda_b^0 \rightarrow J/\psi(\mu^+\mu^-)\Lambda^0(p^+\pi^-)$ events in ATLAS 7 TeV collision data taken in 2011 are used to measure the Λ_b^0 lifetime and decay helicity amplitudes. Λ_b^0 lifetime is measured to be $\tau_{\Lambda_b^0} = 1.449 \pm 0.036(\text{stat}) \pm 0.017(\text{syst})$ ps, consisting with the world average and the later measurements by other experiments, and the parity violating decay asymmetry parameter α_b is measured to be $\alpha_b = 0.30 \pm 0.16(\text{stat}) \pm 0.06(\text{syst})$, consisting with the LHCb results [11] but lying in the middle of two theory predictions, with more than two standard deviations. The Λ^0 from Λ_b^0 decay is found highly polarized.

References

- [1] The CDF Collaboration, T. Aaltonen et al., *Measurement of b hadron lifetimes in exclusive decays containing a J/ψ in $p\bar{p}$ collisions at $\sqrt{s} = 1.96\text{TeV}$* , *Phys. Rev. Lett.* **106** (2011) 121804, [[hep-ex/1012.3138](#)].
- [2] The D0 Collaboration, V. M. Abazov et al., *Measurement of the Λ_b^0 lifetime in the exclusive decay $\Lambda_b^0 \rightarrow J/\psi\Lambda^0$ in $p\bar{p}$ collisions at $\sqrt{s} = 1.96\text{ TeV}$* , *Phys. Rev. D* **85** (2012) 112003, [[hep-ex/1204.2340](#)].
- [3] ATLAS Collaboration, *Measurement of the parity-violating asymmetry parameter α_b and the helicity amplitudes for the decay $\Lambda_b \rightarrow J/\psi + \Lambda$ with the ATLAS detector*, *Phys. Rev. D* **89** (2014) 092009, [[hep-ex/1404.1071](#)].
- [4] ATLAS Collaboration, *The ATLAS Experiment at the CERN Large Hadron Collider*, *JINST* **3** (2008) S08003.
- [5] Particle Data Group, J. Beringer et al., *Review of Particle Physics (RPP)*, *Phys. Rev. D* **86** (2012) 010001.
- [6] ATLAS Collaboration, *Measurement of the Λ_b lifetime and mass in the ATLAS experiment*, *Phys. Rev. D* **87** (2013) 032002, [[hep-ex/1207.2284](#)].
- [7] CMS Collaboration, S. Chatrchyan et al., *Measurement of the Λ_b^0 lifetime in pp collisions at $\sqrt{s} = 7\text{ TeV}$* , *JHEP* **07** (2013) 163, [[hep-ex/1304.7495](#)].
- [8] The LHCb collaboration, R. Aaij et al., *Precision measurement of the Λ_b^0 baryon lifetime*, *Phys. Rev. Lett.* **111** (2013) 102003, [[hep-ex/1307.2476](#)].
- [9] The CDF Collaboration, T. A. Aaltonen et al., *Mass and lifetime measurements of bottom and charm baryons in $p\bar{p}$ collisions at $\sqrt{s} = 1.96\text{ TeV}$* , *Phys. Rev. D* **89** (2014) 072014, [[hep-ex/1403.8126](#)].
- [10] J. Hrivnac, R. Lednicky, and M. Smizanska, *Feasibility of beauty baryon polarization measurement in $\Lambda^0 J/\psi$ decay channel by ATLAS LHC*, *J. Phys. G* **21** (1995) 629–638, [[hep-ph/9405231](#)].
- [11] The LHCb Collaboration, R. Aaij et al., *Measurements of the $\Lambda_b^0 \rightarrow J/\psi\Lambda$ decay amplitudes and the Λ_b^0 polarisation in pp collisions at $\sqrt{s} = 7\text{ TeV}$* , *Phys. Lett. B* **724** (2013) 27, [[hep-ex/1302.5578](#)].
- [12] C.-H. Chou, H.-H. Shih, S.-C. Lee, and H.-n. Li, *$\Lambda_b \rightarrow \Lambda J/\psi$ decay in perturbative QCD*, *Phys. Rev. D* **65** (2002) 074030, [[hep-ph/0112145](#)].
- [13] Z. Ajaltouni, E. Conte, and O. Leitner, *Λ_b decays into Λ -vector*, *Phys. Lett. B* **614** (2005) 165–173, [[hep-ph/0412116](#)].