

# On the presentation of the LHC Higgs Results

*Conclusions and suggestions from the workshops  
 “Likelihoods for the LHC Searches”, 21–23 January 2013 at CERN,  
 “Implications of the 125 GeV Higgs Boson”, 18–22 March 2013 at LPSC Grenoble,  
 and from the 2013 Les Houches “Physics at TeV Colliders” workshop.*

F. Boudjema,<sup>a</sup> G. Cacciapaglia,<sup>b</sup> K. Cranmer,<sup>c</sup> G. Dissertori,<sup>d</sup> A. Deandrea,<sup>b</sup> G. Drieu la Rochelle,<sup>b</sup> B. Dumont,<sup>e</sup> U. Ellwanger,<sup>f</sup> A. Falkowski,<sup>f</sup> J. Galloway,<sup>g</sup> R. M. Godbole,<sup>h</sup> J. F. Gunion,<sup>i</sup> A. Korytov,<sup>j</sup> S. Kraml,<sup>e</sup> H. B. Prosper,<sup>k</sup> V. Sanz,<sup>l</sup> S. Sekmen<sup>m</sup>

<sup>a</sup> LAPTH, Université de Savoie, CNRS, B.P.110, F-74941 Annecy-le-Vieux Cedex, France

<sup>b</sup> Université de Lyon, F-69622 Lyon, France, Université Lyon 1, CNRS/IN2P3, UMR5822 IPNL, F-69622 Villeurbanne Cedex, France

<sup>c</sup> Department of Physics, New York University, New York, NY 10003, USA

<sup>d</sup> Institute for Particle Physics, ETH Zurich, Schafmattstrasse 20, HPK E28, CH-8093 Zurich, Switzerland

<sup>e</sup> Laboratoire de Physique Subatomique et de Cosmologie, UJF Grenoble 1, CNRS/IN2P3, INPG, 53 Avenue des Martyrs, F-38026 Grenoble, France

<sup>f</sup> Laboratoire de Physique Théorique, UMR 8627, CNRS and Université de Paris–Sud, F-91405 Orsay, France

<sup>g</sup> Dipartimento di Fisica, Università di Roma “La Sapienza” and INFN Sezione di Roma, I-00185 Roma, Italy

<sup>h</sup> Centre for High Energy Physics, Indian Institute of Science, Bangalore 560012, India

<sup>i</sup> Department of Physics, University of California, Davis, CA 95616, USA

<sup>j</sup> Department of Physics, University of Florida, Gainesville, FL 32611, USA

<sup>k</sup> Department of Physics, Florida State University, Tallahassee, FL 32306, USA

<sup>l</sup> Department of Physics and Astronomy, University of Sussex, Brighton BN1 9QH, UK

<sup>m</sup> CERN, CH-1211 Geneva 23, Switzerland

## Abstract

We put forth conclusions and suggestions regarding the presentation of the LHC Higgs results that may help to maximize their impact and their utility to the whole High Energy Physics community.

# 1 Motivation

The LHC was built to explore the TeV energy scale in order to unravel the mechanism of electroweak symmetry breaking (EWSB) and shed light on physics beyond the Standard Model (SM) of electroweak and strong interactions. The discovery [1, 2] in July 2012 of a new particle with mass around 125 GeV and with properties consistent with those of a SM Higgs boson is thus a first triumph for the LHC physics program.

However, while this discovery completes our picture of the SM, it still leaves many fundamental questions open. In particular, the SM does not explain the value of the electroweak (EW) scale itself. And, there is the closely related issue of understanding why the Higgs boson is so light. In the absence of New Physics, both the Higgs mass and the EW scale are predicted to be driven to the scale of Grand Unification ( $M_{\text{GUT}}$ ), or even the Planck scale, by radiative corrections. The New Physics at the electroweak scale needed to avoid this inevitably implies that the properties (*i.e.* the couplings) of the Higgs boson primarily associated with electroweak symmetry will differ from SM predictions. Therefore, a prime goal for the near future is to look for deviations of this Higgs-like signal from the SM predictions.

Indeed, with the  $25 \text{ fb}^{-1}$  of data collected at  $\sqrt{s} = 7$  and 8 TeV, the analyses of the ATLAS and CMS collaborations are beginning to provide a comprehensive picture of the production and decay properties of the 125 GeV Higgs boson [3–5]. In particular, having detailed measurements in various production/decay channels greatly increases the potential for revealing anomalies relative to the SM. In fact, given the absence of direct signals for New Physics beyond the SM (BSM) at the LHC, the Higgs data and their interpretation currently provide the crucial guidelines for BSM theories. Consequently, in-depth studies of the Higgs signal could have profound implications for supersymmetric models, Randall-Sundrum models (with Higgs-radion mixing), technicolor models, little Higgs models, composite Higgs models, non-minimal Higgs sectors and so on.

Fits to various combinations of reduced Higgs couplings (*i.e.* Higgs couplings to fermions and gauge bosons relative to their SM values) have been performed by the experimental collaborations themselves [3, 5] and this work will surely continue. However, given the variety of BSM models, their variants, and the near certainty that their numbers will grow, it is crucial that the experimental collaborations present results in a way that maximizes their utility to the broader scientific community. There has indeed been a boom of phenomenological papers making use of the published Higgs results and investigating their implications for BSM physics. For example, there is a large effort ongoing to study the implications of the LHC Higgs results in an effective Lagrangian approach, see [6–42]. Likewise, many studies, which we do not have space to cite here, are performed for specific models such as those mentioned above. Clearly, it will be of great value if the experimental results are presented in a way that obviates the (current) need by the broader community to make unnecessarily crude approximations in such studies.

In this document, we therefore advocate a systematic way of presenting the LHC Higgs results. In doing so, we build upon the recommendations given in the “Les Houches Recommendations for the Presentation of LHC Results” [43], which stressed the importance of providing all relevant information, including the best-fit signal strengths,  $\mu$ , on a channel-by-

channel basis for the independent production and decay processes. “Interim recommendations to explore the coupling structure of a Higgs-like particle,” including detailed discussions of coupling scale factors and benchmark parametrizations, were given by the LHC Higgs Cross Section Working Group in [44]. The purpose of the present document is to discuss in more detail issues involved in the interpretation in general BSM models and how to make the Higgs results maximally usable for the whole high-energy-physics community. In order to motivate our recommendations and the need for them, we discuss the problems that the use of incomplete experimental information can cause and their potential impact on the community’s ability to navigate systematically a rapidly expanding network of experimental and theoretical results. We then make a concrete set of proposals for a coherent and systematic approach to the release of Higgs sector results, which, if adopted by all experimental groups, could yield significant benefits to the field.

In theories beyond the SM, the Higgs production cross sections, decay branching ratios, kinematic distributions, and even the number of Higgs particles may differ from SM predictions. It is helpful to make a clear distinction between two classes of models distinguished by whether or not the selection efficiency and detector acceptances for various interactions are independent of the model parameters; in both cases, the cross sections and branching ratios may vary. The former case is considerably easier as the parametrization of the likelihood comes from a simple scaling, while the latter case is difficult, because the efficiencies and acceptances can depend non-trivially on the model parameters. Sections 2, 3 and 5 focus on the former case in which the tensor structure of the Higgs-like particle is specified and universal efficiencies can be calculated for individual processes. Sections 4 and 6 focus on a strategy for a more generic class of models in which the efficiencies and acceptances can vary.

## 2 Disentangling multiple production modes

In this section we focus on presenting results in theories with SM-like tensor structure, in which the efficiency and acceptances are constant with respect to the parameters of the theory. Considerable progress can be made in studying these models given the proper information. In particular, a detailed breakdown in terms of production mode and decay is needed for testing such models. Below we use  $X$  to denote the fundamental production mechanisms, such as gluon fusion,  $gg \rightarrow H$  (ggF), vector-boson fusion,  $WW \rightarrow H$  and  $ZZ \rightarrow H$  (VBF), ZH, WH, or ttH associated production; and  $Y$  to denote the Higgs decay final states ( $Y = \gamma\gamma, WW, ZZ, b\bar{b}$  and  $\tau\tau$  are currently accessible).

Initially, the most common representation of LHC Higgs results was in terms of the *global signal strength*,  $\mu$ , which scales all pairs  $(X, Y)$  simultaneously according to

$$\sigma(X)\mathcal{B}(H \rightarrow Y) = \mu \sigma(X_{\text{SM}})\mathcal{B}(H_{\text{SM}} \rightarrow Y), \quad (1)$$

with  $\sigma$  the  $pp$  production cross section for a given Higgs production mode and  $\mathcal{B}$  the decay branching ratio. This global signal strength ties together multiple production modes to their SM ratios, which is almost never a property of theories beyond the SM. Instead, for each  $(X, Y)$

pair, we can define the scale factor  $\mu(X, Y)$  with respect to the SM Higgs:

$$\mu(X, Y) \equiv \frac{\sigma(X)\mathcal{B}(H \rightarrow Y)}{\sigma(X_{\text{SM}})\mathcal{B}(H_{\text{SM}} \rightarrow Y)}. \quad (2)$$

The likelihood in terms of these  $\mu(X, Y)$  allows for reinterpretation of the results within the class of models where the efficiency and acceptance for each  $(X, Y)$  pair are approximately unchanged with respect to the SM.<sup>1</sup>

In practice, the data related to a single decay mode  $H \rightarrow Y$  are divided into different categories (or “sub-channels”)  $I$ , in order to improve sensitivity or discrimination among the production mechanisms  $X$ . As an example, for the  $\gamma\gamma$  final state the categories include “un-tagged”, 2-jet tagged, and lepton tagged categories, designed to be most sensitive to ggF, VBF, and VH, respectively. We denote the global signal strength for a specific category by  $\mu_I(Y)$ .

Although the categories  $I$  are typically designed using cuts and/or tags that maximize sensitivity to the known fundamental production mechanisms  $X$ , cuts cannot be designed so that a given  $I$  is sensitive to only one  $X$ . It is critical that for each of the categories  $I$  the total selection efficiency (including detector acceptance) be provided for each production mode. As demonstrated in Figure 1, the likelihood function in terms of  $\mu(X, Y)$  can be approximately recomputed combining the  $\chi^2$  of all categories  $I$  using an efficiency-weighted sum to match the overall signal strength,

$$\mu_I(Y) = \sum_X \mu(X, Y) T(I, X) \sigma(X_{\text{SM}})\mathcal{B}(H_{\text{SM}} \rightarrow Y), \quad (3)$$

where  $T(I, X)$  are the selection efficiencies for each production mode, normalized to 1. This issue was noted some time ago, and the ATLAS and CMS Collaborations have progressively expanded their release of this information; however, the process of providing the complete information is still a work in progress (for example, it is not yet available for the  $Y = WW$  or  $ZZ$  channels in ATLAS).

However, even with the full knowledge of the efficiencies  $T(X, I)$ , this approach is limited and may lead to partly unreliable results because important correlations may be missed. In particular, some systematic uncertainties lead to migration of events between categories, and these uncertainties can dominate over the statistical ones.

Instead of extracting the  $\mu(X, Y)$  from the global signal strengths  $\mu_I$ , a more direct approach is for the experimental collaborations to explicitly present, for each decay mode  $Y$ , the full experimental likelihood as a function of multiple production modes. At this moment in time it is convenient and relevant (see later discussion) to combine the 5 usual production modes ( $X = \text{ggF, ttH, VBF, ZH, WH}$ ) to form just two effective  $X$  modes (ggF + ttH and VBF + VH, where VH = ZH + WH). The likelihood can then be shown in the  $(\mu_{\text{ggF+ttH}}, \mu_{\text{VBF+VH}})$  plane for each final state. Such figures are progressively becoming a standard, see *e.g.* [3–5].

---

<sup>1</sup>Note here that the determination of signal strength modifiers  $\mu$  entangles a variety of assumptions which are based on the SM Higgs hypothesis. These include, *e.g.*, the narrow width approximation, assumptions on relative cross sections for different production mechanisms, theoretical uncertainties on these cross sections, assumptions on efficiencies/acceptances (in particular for 0-jet, 1-jet, and 2-jet selections), the assumption that there are no new production mechanisms, and even assumptions on the choice of probability density functions to be associated with the theoretical uncertainties.

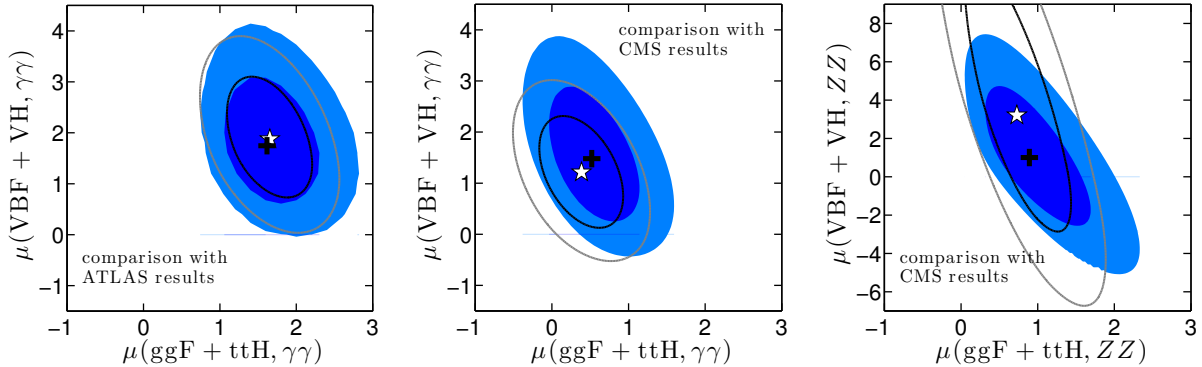


Figure 1: Reconstructing the likelihood from subchannel information. The black and gray lines show the 68% and 95% CL contours in the  $(\mu_{\text{ggF}+\text{ttH}}, \mu_{\text{VBF}+\text{VH}})$  plane, reconstructed from signal strengths and efficiencies for the experimental categories  $I$  in each final state; from left to right for the ATLAS  $H \rightarrow \gamma\gamma$  [45], CMS  $H \rightarrow \gamma\gamma$  (MVA) [46], and CMS  $H \rightarrow ZZ$  [47] channels. For comparison, the dark and light blue filled areas show the 68% and 95% CL regions directly given by the collaborations. The black crosses are the experimental best fit points, the white stars are the reconstructed ones.

The information in the  $(\mu_{\text{ggF}+\text{ttH}}, \mu_{\text{VBF}+\text{VH}})$  plane is a boon for interpretation studies for two reasons. First, in presenting such results the experimental collaborations have effectively unfolded the  $I$  contributions to each of the two  $X$  channels listed above. In other words, due to the fact that the production mechanisms are properly taken into account, there is no need to know efficiencies and best fits in the individual  $I$  categories and correlations. Second, an approximation to the full likelihood—assuming no correlation between the various final states—can be derived from a single plot (see *e.g.* Figure 7 from [4] and Figure 4 from [5]) by fitting the 68% or 95% CL contours with a 2D normal distribution. This approach is straightforwardly generalized to the  $(\mu(X, Y), \mu(X', Y))$  plane, where the  $X$  and  $X'$  are appropriate for the analysis at hand. For example, the  $H \rightarrow b\bar{b}$  analyses naturally probe WH and ZH production. Moreover, a three-dimensional scan over  $\text{ggF}+\text{ttH}$ , VBF, WH should be feasible and appropriate for  $H \rightarrow \gamma\gamma$ .

A practical difficulty that can trivially be avoided stems from the fact that typically only the 68% and 95% CL contours are displayed in the  $\mu_{\text{ggF}+\text{ttH}}$  versus  $\mu_{\text{VBF}+\text{VH}}$  plots. In order to use this information, one thus first needs to reconstruct the likelihood function. The simplest assumption—having normally distributed signal strengths—is not fully satisfactory and sometimes reproduces the contours rather poorly, as in ATLAS  $H \rightarrow ZZ$ . This is illustrated in Figure 2, which compares the experimental contours with the Gaussian approximation fitted from the 68% contour, for ATLAS and CMS  $H \rightarrow \gamma\gamma$ , and for ATLAS  $H \rightarrow ZZ$ . It would be of great advantage to have the full likelihood information in the  $(\mu_{\text{ggF}+\text{ttH}}, \mu_{\text{VBF}+\text{VH}})$  plane. The CMS collaboration already provided this for the  $H \rightarrow \gamma\gamma$  analysis as supplementary material on their TWiki web page [49], shown here in Figure 3. It would be extremely helpful if such “temperature” plots were adopted as the standard and provided in numerical form (for

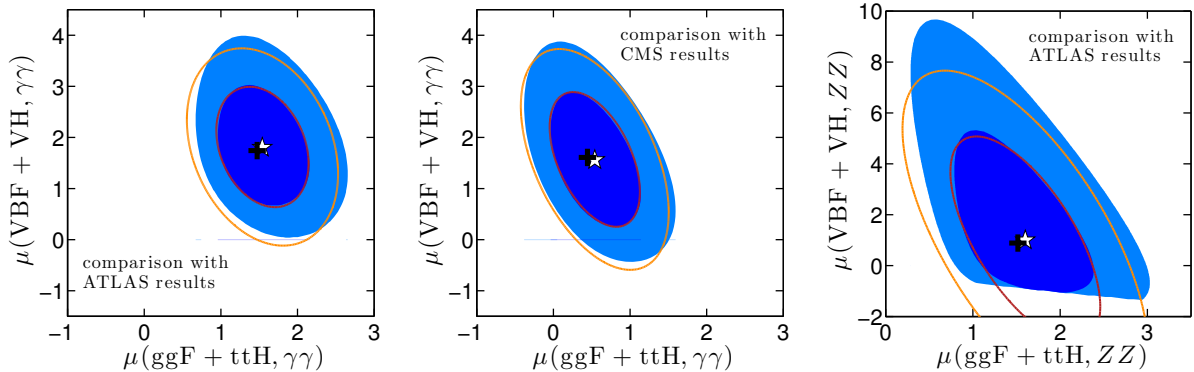


Figure 2: Gaussian fit to signal strengths in the  $(\mu_{\text{ggF}+\text{ttH}}, \mu_{\text{VBF}+\text{VH}})$  plane, from left to right for the ATLAS  $H \rightarrow \gamma\gamma$  [4], CMS  $H \rightarrow \gamma\gamma$  (MVA) [46], and ATLAS  $H \rightarrow ZZ$  [4] channels. The dark and light blue filled areas are the 68% and 95% CL regions given by the experiments, the red and orange lines show the fitted ones. In all three cases, we approximately reconstruct the likelihood by fitting a bivariate normal distribution to the 68% CL contour given by the collaboration (see also [26, 30, 42]). The black crosses are the experimental best fit points, while the white stars are the mean values from the fit.

instance, by providing the numerical content of the likelihood plots *i.e.* the likelihoods, over a grid on the  $(\mu_{\text{ggF}+\text{ttH}}, \mu_{\text{VBF}+\text{VH}})$  plane in a table, or providing the plots in an electronic form such as a ROOT file, etc.).<sup>2</sup>

Note finally that ratios of  $\mu$ 's at different energies provide important information on anomalous couplings, as they are sensitive to different momentum dependence. It would thus be valuable to eventually have ratios of signal strengths from different runs ( $\sqrt{s} = 7, 8, 13, 14$  TeV), where the correlations on systematic errors are taken into account.

### 3 Towards the full likelihood information

Grouping together VBF+VH, *i.e.* rescaling the VBF, WH and ZH production mechanisms by a common factor, is justified theoretically in models with custodial symmetry, while grouping together ggF+ttH is well justified given the current level of precision in probing ttH associated production. Eventually, however, we want to test ggF, ttH, VBF, ZH and WH separately, which means that we need a more detailed break down of the channels beyond 2D plots.

The optimum would of course be to have the full statistical model available, and methods and tools are indeed being developed [51] to make this feasible, *e.g.*, in the form of RooFit workspaces. However, it may still take a while until likelihoods will indeed be published in this way. We would therefore like to advocate as a compromise that the experiments give the likelihood for each final state  $Y$  as a function of a full set of production modes, that is to say,

<sup>2</sup>Indeed, soon after the first version of this note was published, the ATLAS collaboration already made a first step in this direction, see Appendix A.

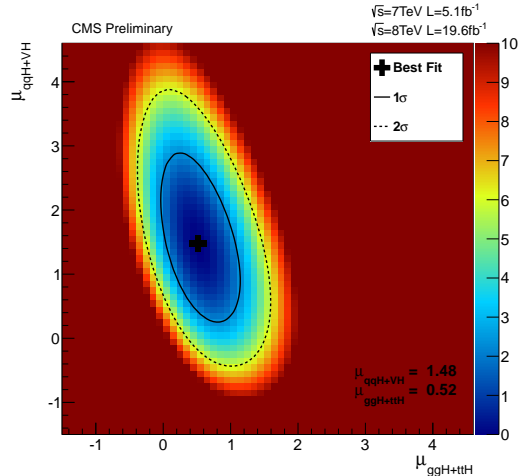


Figure 3: An example from CMS [49] of the likelihood in the  $\mu(\text{ggF} + \text{ttH}, \gamma\gamma) - \mu(\text{VBF} + \text{VH}, \gamma\gamma)$  plane. The color indicates the value of the likelihood, which conveys more information than just the contours. Preferably this information would be directly available in numerical form via INSPIRE [50]. See Appendix A.

in the

$$(m_H, \mu_{\text{ggF}}, \mu_{\text{ttH}}, \mu_{\text{VBF}}, \mu_{\text{ZH}}, \mu_{\text{WH}}) \quad (4)$$

parameter space. By getting the likelihood function in this form for each decay mode, a significant step could be taken towards a more precise fit in the context of a given BSM theory. Note that the signal strengths' dependence on  $m_H$  is especially important for the high-resolution channels ( $\gamma\gamma$  and  $ZZ$ , also  $Z\gamma$  in the future). While the signal strengths seem to form a plateau in the case of  $H \rightarrow \gamma\gamma$  (at least in ATLAS), there is a very sizable change in the  $H \rightarrow ZZ$  channel if we change  $m_H$  by 1 or 2 GeV.

The likelihood could be communicated either as a standalone computer library or as a large grid data file. This choice is mostly meant to be an intermediate step between a full effective Lagrangian parameterization (which would be difficult to communicate) and simple 2D parameterizations which unfortunately do not cover all the theoretical possibilities. Having the full likelihood shape and not just some contours would allow the community to overcome the Gaussian limitation.

## 4 Tensor structure of Higgs boson couplings

Apart from the Higgs production and decay rates, experiments can probe differential distributions of decay products in Higgs  $n$ -body decays with  $n > 2$  which carry valuable information about the tensor structure of the Higgs couplings. For example, in the case of  $H \rightarrow VV^* \rightarrow 4f$  decays (assuming massless fermions), the Higgs boson  $H$  couplings to the SM gauge bosons can

be parametrized as

$$\mathcal{A}(H \rightarrow V_\mu^1 V_\nu^2) = \frac{1}{v} \left( F_1(p_1^2, p_2^2) 2m_V^2 \eta_{\mu\nu} + F_2(p_1^2, p_2^2) p_{1\nu} p_{2\mu} + F_3(p_1^2, p_2^2) \epsilon_{\mu\nu\rho\sigma} p_1^\rho p_2^\sigma \right), \quad (5)$$

with some form factors  $F_{1,2,3}$ . At the zeroth order in the vector boson momentum expansion, the first form factor is a constant,  $F_1 = a_1$  and  $F_{2,3} = 0$ . Note that  $(F_1, F_2, F_3) = (1, 0, 0)$  correspond to the SM Higgs boson at the tree level.

However, the LHC experiments can already probe the presence of non-zero  $\mathcal{O}(p^2)$  terms with the caveat that the SM loop-induced contributions to these terms are not measurable even at the ultimate luminosities of the HL-LHC. At that order, one should consistently take into account both the leading order terms of the  $F_{2,3}$  form factors,  $F_{2,3} = a_{2,3}$  (constants), as well as the next-to-leading term in the momentum expansion of  $F_1$ ,  $F_1 = a_1 + a_4(p_1^2 + p_2^2)$ .

For  $H \rightarrow ZZ^*$  decays, the Higgs couplings to two  $Z$  bosons that can arise from up to dimension-6 operators in the effective Higgs Lagrangian are given by [52]:

$$\mathcal{L} \supset H \left[ \kappa_1 \frac{m_Z^2}{v} Z_\mu Z^\mu + \frac{\kappa_2}{2v} Z_{\mu\nu} Z^{\mu\nu} + \frac{\kappa_3}{2v} Z_{\mu\nu} \tilde{Z}^{\mu\nu} + \frac{\kappa_4}{v} Z_\mu \partial_\nu Z^{\mu\nu} \right]. \quad (6)$$

where  $Z_{\mu\nu} = \partial_\mu Z_\nu - \partial_\nu Z_\mu$ , and  $\tilde{Z}^{\mu\nu} = \frac{1}{2} \epsilon^{\mu\nu\rho\sigma} Z^{\rho\sigma}$ . Couplings  $(\kappa_1, \kappa_2, \kappa_3) = (1, 0, 0)$  correspond to the SM Higgs boson. The decay amplitude form factor constants  $a_i$  in Eq. (5) and the effective Lagrangian couplings  $\kappa_i$  in Eq. (6) are related to each other by  $(a_1, a_2, a_3, a_4) = (\kappa_1 - \kappa_2 \frac{m_H^2}{2m_Z^2}, 2\kappa_2, 2\kappa_3, (\kappa_2 + \kappa_4) \frac{1}{2m_Z^2})$ .

It would be enlightening if the experimental Higgs boson results in the  $H \rightarrow VV^*$  decays channels could be recast as constraints on the  $(a_1, a_2, a_3, a_4)$  or  $(\kappa_1, \kappa_2, \kappa_3, \kappa_4)$  parameters. At present, this is only partially borne out and only in the  $H \rightarrow ZZ^* \rightarrow 4l$  channel, where the likelihood of  $f_{a_3} \equiv \sigma_3/(\sigma_1 + \sigma_3)$  was presented by CMS [47]. Here,  $\sigma_1$  and  $\sigma_3$  are  $4l$  cross sections corresponding to the  $a_1$ - and  $a_3$ -terms in the  $H \rightarrow ZZ$  decay amplitude form factors, or the  $\kappa_1$ - and  $\kappa_3$ -terms in the Lagrangian given by Eq. (6). In this measurement,  $\kappa_2$  and  $\kappa_4$  are assumed to be zero and, hence, so are  $a_2$  and  $a_4$ . If results are presented in this form, *i.e.* in the form of fractional cross sections, experiments must be very clear whether cross sections  $\sigma_i$  are in the fiducial region or efficiency-corrected total cross sections. For the same set of couplings  $(\kappa_1, \kappa_2, \kappa_3, \kappa_4)$ , ratios of cross sections for same-flavor leptons, *e.g.*  $\sigma_i(4\mu)/\sigma_j(4\mu)$ , different-flavor leptons,  $\sigma_i(2e2\mu)/\sigma_j(2e2\mu)$ , all  $e/\mu$ -leptons,  $\sigma_i(4l)/\sigma_j(4l)$ , etc. can differ by as much as  $\sim 10$ – $20\%$ , which stems directly from the interference effects associated with permutations of identical leptons in the final states. Clear definitions would allow for an unambiguous translation of experimental results expressed as fractional cross sections into limits on or measurements of effective couplings.

The total cross section is affected by the couplings on the production side of the new boson; hence, absolute values of couplings associated with  $H \rightarrow VV^* \rightarrow 4f$  decays cannot be unraveled from studying a single decay channel. With the total cross section constrained by data, the spin-parity analysis has  $(n-1)$  degrees of freedom, where  $n = 4$  in the example above (assuming that all constants,  $a_i$  and  $\kappa_i$ , are real). Therefore, ideally, the experiments should present the spin-parity results as a  $(n-1)$ -dimensional likelihood, *e.g.*,  $\mathcal{L}(\kappa_2/\kappa_1, \kappa_3/\kappa_1, \kappa_4/\kappa_1)$ .



Such likelihoods would allow theorists to place robust limits on a large class of scenarios beyond the Standard Model.

Note that, while we do not discuss this option here, complex form factors can in principle be treated in an analogous way. Finally, we note that also differential distributions of the associated jets in VBF [53, 54], as well as polarization and kinematic distributions of the vector bosons in VH [55, 56] production, carry important information and can help probing the structure of the  $HWW$  vertex separately from the  $HZZ$  vertex.

## 5 Results for additional Higgs-like states

Searching for additional Higgs-like states  $\phi$  with masses above or below 125 GeV is interesting and well motivated. For additional states having the same production and decay channels and tensor structures for the couplings as the SM Higgs, we advocate that the observed and expected limits on signal rates be shown systematically as functions of  $M_\phi$ , including the injection of a SM-like Higgs boson at 125–126 GeV. This has been done already by CMS in the  $H \rightarrow \gamma\gamma$  analysis, see Figures 2 and 3 of [48].

Indeed, the contributions from a SM-like Higgs boson at 125–126 GeV can—and should—be treated like any other SM background, and the limits on signal rates of additional Higgs-like bosons can be shown once the contributions from a SM-like Higgs boson at 125–126 GeV to a given search channel are subtracted. This injection is especially important when looking for excesses in search channels with low mass resolution ( $b\bar{b}$ ,  $WW$ ,  $\tau\tau$ ).

The injection of the Higgs boson at 125–126 GeV as additional background could be based on the expectations for a 100% SM-like Higgs boson, or on the best fit to the observed signal rates. The latter would depend on the amount of data accumulated, which channels (and which experiments) are combined and, in any case, be subject to systematic and statistical errors. To be conservative we propose to use the well-defined contributions from a SM-like Higgs boson to this end. (If in the future there are substantial deviations of the observed 125–126 GeV signal from the SM prediction, the injected signal can be chosen to mimic the properties of the observed signal.)

Results should always be reported as bounds on  $\sigma \times \mathcal{B}$  for any additional  $\phi$ . It is reasonable to assume at this stage that its width,  $\Gamma_\phi$ , is small compared to the mass resolution. Nevertheless it is interesting and relevant to show the effect of varying this width. A useful way of presentation would be to summarize the information in “temperature” plots, such as Figure 3, in the  $(M_\phi, \Gamma_\phi/\Gamma_H^{\text{SM}})$  plane, with the 2D color map indicating the observed 95% CL upper bound on the cross section. (Needless to say, the results should also be given in numerical form in addition to the plot.)

Of course, specific model interpretations, for example bounds in the  $\tan\beta$  versus  $m_A$  plane in the MSSM, are also interesting. However, they should be given only *in addition* to the  $\sigma \times \mathcal{B}$  bounds. We stress this because it is important to be able to apply the observed limits to general (beyond-) MSSM scenarios and notably to more general extensions of the Higgs sector of the Standard Model. This is possible only if the limits are presented in a less model dependent way, as outlined above.

## 6 Fiducial cross sections

In situations in which the kinematic distribution of the signal depends on model parameters, simple scaling of production cross sections and decay branching ratios (relative to the SM) is not sufficient. Specifically, one must account for the change in the signal selection efficiency. In order to address this broader class of theories, we advocate the measurement of fiducial cross sections for specific final states, *i.e.* cross sections, whether total or differential, for specific final states within the phase space defined by the experimental selection and acceptance cuts. This is meant in addition to, not instead of, fits for signal strength modifiers  $\mu$ . Indeed, the (largely model-independent) fiducial cross sections and signal strengths w.r.t. SM are complementary to each other and both provide very valuable information in their own right.

With the full dataset of the LHC Run I, measurements of fiducial cross sections with a precision of 20% or so already become feasible in a number of channels. In fact, ATLAS has already made the first attempt and released a preliminary fiducial cross section for inclusive  $H \rightarrow \gamma\gamma$  production:  $\sigma^{\text{fid}} \times \mathcal{B} = 56.2 \pm 10.5$  (stat)  $\pm 6.5$  (syst)  $\pm 2.0$  (lumi) fb [45]. Fiducial cross section measurements require no model-dependent extrapolations to the full phase space, nor do they acquire additional theoretical uncertainty associated with such extrapolations. With carefully defined “fiducial volumes”, the model-dependence of signal efficiencies within such “fiducial volumes” can also be minimized so as to make it smaller than the overall experimental uncertainties. For example, cuts on lepton transverse momenta can be raised well above the knee of the efficiency plateau—this would minimize the impact of possible variations in leptons’  $p_T$ -spectra on the overall signal efficiency. Including isolation of leptons into the “fiducial volume” definition would help minimize the sensitivity of a measured fiducial cross section on assumptions about the jet activity in signal events. In some cases this is more difficult, for instance when the the fiducial volume is defined by a cut on missing transverse energy, which often introduces sensitivity to the topology of the event. In situations where there is residual model-dependence in the fiducial efficiency, a service such as RECAST [57] provided by the collaborations for explicitly calculating the fiducial efficiency would be of great value.

Fiducial cross sections, both total and differential, are standard measurements in high energy physics and for some processes are the only experimental cross sections available. For example,  $J/\psi$  and  $\Upsilon$  production cross section measurements at hadron colliders are always performed in some specified “fiducial volumes”. This has allowed for a variety of models, many of which appeared or were substantially updated *after* the measurements had been made, to be confronted with the fixed experimental results. In the context of Higgs boson physics, the fiducial cross sections can be categorized according to:

- “target” decay mode, *e.g.*,  $H \rightarrow ZZ \rightarrow 4\ell$ ,  $H \rightarrow \gamma\gamma$ ,  $H \rightarrow WW \rightarrow \ell\nu\ell\nu$ , etc.;
- “target” production mechanism signatures, *e.g.*, (VBF-like  $jj$ )+ $H$ , ( $\ell\ell$ )+ $H$ , ( $\ell + E_T^{\text{mis}}$ )+ $H$ , ( $E_T^{\text{mis}}$ )+ $H$ , (V-like  $jj$ )+ $H$ , etc.;
- and signal purity, *e.g.*, 0-jet, 1-jet, high-mass VBF-like  $jj$ , low-mass VBF-like  $jj$ , etc.

Fiducial cross sections can be interpreted in the context of whatever theoretical model, provided it is possible to compute its predictions for the fiducial cross section at hand (*i.e.*, if it is possible to include experimental selection/cuts into the model). Typically, if the cuts

defining “fiducial volume” can be implemented in a MC generator, this is rather straightforward. Therefore, complicated “fiducial volume” criteria (*e.g.* MVA-based) are not well suited, unless the MVA function is provided and depends only on kinematic information available at the generator level. Some reduction in signal sensitivity due to simplifications in the event selection and due to possibly tighter cuts (to minimize the dependence of a signal efficiency on model assumptions as discussed above) is an acceptable price.

If these requirements for “fiducial volume” definitions are satisfied, then theoretical parameters of interest can be extracted from a fit to the measured cross sections. As more than one fiducial cross section become available, to make a proper fit for parameters of interest, it is important that experiments provide a complete covariance matrix of uncertainties between the measured fiducial cross sections.

A parallel effort is required also from the theory community to develop the tools necessary for computing, with adequate precision, fiducial cross sections or “fiducial volume” acceptances with the associated uncertainties and their correlations for the SM Higgs boson, for a variety of BSM theories, for an effective Lagrangian approach, or for any other theoretical framework one might want to entertain.

The ultimate measurements of an “over-defined” set of fiducial cross sections  $\sigma_i^{\text{fid}}$  can be unravelled into total cross sections associated with specific production mechanisms  $\sigma_j^{\text{tot}}$  via a fit of the following set of linear equations:

$$\sigma_i^{\text{fid}} = \sum_j A_{ij}^{\text{th}} \times \sigma_j^{\text{tot}}, \quad (7)$$

where  $A_{ij}^{\text{th}}$  are theoretical acceptances of “fiducial volumes”, in which fiducial cross sections  $\sigma_i^{\text{fid}}$  are measured.

The beauty of the concept of fiducial cross sections is that *experimental* uncertainties associated with measurements of fiducial cross sections  $\sigma_i^{\text{fid}}$  and *theoretical* uncertainties associated with “fiducial volume” acceptances  $A_{ij}^{\text{th}}$  are nicely factorized. Therefore, updates of theoretical acceptances/uncertainties or a confrontation of emerging new models with experimental results do not require a re-analysis of experimental data. One can also treat the total cross sections  $\sigma_j^{\text{tot}}$  as nuisance parameters and fit data for theoretical acceptances  $A_{ij}^{\text{th}}$  (*e.g.*, a 0-jet veto acceptance), if it is these quantities that one is primarily interested in.

We would like to advocate that experiments do measure fiducial cross sections even at 8 TeV in as many final states as feasible, however small this number might be. The future LHC center-of-mass energies will be higher and no more updates for the 8 TeV fiducial cross sections will be likely.

Finally, we note that measurements of differential fiducial cross sections, when they become possible, will be even more powerful (in comparison to just total exclusive fiducial cross sections) for scrutinizing the SM Lagrangian structure of the Higgs boson interactions, including tests for new tensorial couplings, non-standard production modes, determination of effective form factors, etc.

## 7 Executive summary

With the LHC operations at 7–8 TeV in 2010–2012, we have just begun the exciting exploration of the TeV scale. Natural stabilization of the EW requires new phenomena at TeV energies—the measurements of the Higgs properties may provide a guide as to where and how to look for this New Physics. Moreover, if New Physics is discovered, combining it with the results from the Higgs sector will be essential for establishing the underlying fundamental theory beyond the SM. It is therefore of utmost importance that the Higgs results be usable by the whole high-energy-physics community. To this end, we put forth the following suggestions regarding the presentation of the Higgs results:

- For each Higgs decay mode  $Y$  ( $\gamma\gamma$ ,  $WW$ ,  $ZZ$ ,  $b\bar{b}$ ,  $\tau\tau$  are currently considered) provide the likelihood  $\mathcal{L}$  of the signal strengths in the  $(\mu(X, Y), \mu(X', Y))$  plane, as shown in Figure 3. The grouping  $X = \text{ggF} + \text{ttH}$ ,  $X' = \text{VBF} + \text{VH}$  is well motivated, but additional choices of  $X$  and  $X'$  should be considered when appropriate for the given analysis. The content of the plots should *always* be provided also in numerical form, *e.g.*, as a ROOT file or as a simple text file with a grid. In addition to the combined results, results should also be given separately for each  $\sqrt{s}$ .
- To go a step further and overcome the limitations induced by 2D projections and/or combining production modes, provide the signal strength likelihood as a function of  $m_H$ , separated into all five production modes ggF, ttH, VBF, ZH and WH; *i.e.* for each decay mode considered give the likelihood in the 6D form  $\mathcal{L}(m_H, \mu_{\text{ggF}}, \mu_{\text{ttH}}, \mu_{\text{VBF}}, \mu_{\text{ZH}}, \mu_{\text{WH}})$ . Ideally, this should again also be done separately for each  $\sqrt{s}$ .
- Concerning searches for additional Higgs-like states with masses above or below 125 GeV, provide the results including the injection of a signal with the properties of a SM-like Higgs boson at 125–126 GeV. Moreover, always present the results as bounds on pure  $(\sigma \times \mathcal{B})$  in addition to any model interpretation.
- Whenever possible, provide kinematic event selection criteria that can approximately be reproduced by phenomenologists, *e.g.*, using Monte Carlo event generators.<sup>3</sup> The desired information is: the complete cut flow, estimated number of background events, expected event yields for all the SM Higgs processes, and the observed number of signal events or limits thereon. For MVA-based analyses, it would be of great value if a simplified version of the final MVA could be given.
- In addition to direct model-dependent interpretations of data, the long-term goal should be to develop a consistent scheme for publishing fiducial cross sections  $(\sigma^{\text{fid}} \times \mathcal{B})$ , either measurements or limits for null search results, as done conventionally for SM processes.
- We suggest that this supplementary material is made available via INSPIRE [50]. This way the complete set of information will be searchable, citable, and accessible from a single point.

---

<sup>3</sup>It is understood that this typically requires simplified versions of the analyses, which are sub-optimal. However, apart from measurements of form factors as outlined in Section 4, this provides at present the only practical means for BSM interpretations of the experimental results involving models with altered matrix element structures (leading to altered kinematical distributions) or additional production modes.

By following these procedures, the existing data will be of maximal utility to the whole high-energy-physics community in assessing new models and scenarios for the Higgs sector. We note that INSPIRE is a natural platform in our field to make available such additional material that cannot reasonably be included within the traditional text publications. In particular, INSPIRE also allows one to associate to each article auxiliary information which maximize the utility of the data such as electronic form of plots and multi-dimensional information. Indeed, it will be of great advantage if, wherever possible, results are given in multi-dimensional form, not just projected onto 2D planes. We note that it is already common practice in the LHC experiments to provide useful auxiliary information on HepData [58], in RIVET [59], and/or on collaboration twiki pages. The INSPIRE project may help to build a coherent information system.<sup>4</sup> In particular, INSPIRE is able [60] to assign Digital Object Identifiers (DOI) [61] to this auxiliary information. This persistent identifier ensures that these supplementary materials are uniquely identifiable, searchable and citable.

## A Appendix

In September 2013, after the original submission of this note, the ATLAS collaboration digitally published the likelihood in a grid on the  $(\mu_{\text{ggF+ttH}}, \mu_{\text{VBF+VH}})$  plane associated to  $H \rightarrow \gamma\gamma$ ,  $H \rightarrow ZZ^* \rightarrow 4\ell$ , and  $H \rightarrow WW^* \rightarrow \ell\nu\ell\nu$  [62–64].

## References

- [1] G. Aad *et al.* [ATLAS Collaboration], “Observation of a new particle in the search for the Standard Model Higgs boson with the ATLAS detector at the LHC,” *Phys. Lett. B* **716** (2012) 1 [arXiv:1207.7214 [hep-ex]].
- [2] S. Chatrchyan *et al.* [CMS Collaboration], “Observation of a new boson at a mass of 125 GeV with the CMS experiment at the LHC,” *Phys. Lett. B* **716** (2012) 30 [arXiv:1207.7235 [hep-ex]].
- [3] ATLAS Collaboration, “Combined coupling measurements of the Higgs-like boson with the ATLAS detector using up to 25 fb<sup>-1</sup> of proton-proton collision data,” ATLAS-CONF-2013-034.
- [4] ATLAS Collaboration, “Measurements of Higgs boson production and couplings in diboson final states with the ATLAS detector at the LHC,” arXiv:1307.1427 [hep-ex].
- [5] CMS Collaboration, “Combination of standard model Higgs boson searches and measurements of the properties of the new boson with a mass near 125 GeV,” CMS-PAS-HIG-13-005.
- [6] D. Carmi, A. Falkowski, E. Kuflik and T. Volansky, “Interpreting LHC Higgs Results from Natural New Physics Perspective,” *JHEP* **1207** (2012) 136 [arXiv:1202.3144 [hep-ph]].

---

<sup>4</sup>Supplementary data submitted to HepData is automatically made available and fully searchable on INSPIRE.

- [7] A. Azatov, R. Contino and J. Galloway, “Model-Independent Bounds on a Light Higgs,” *JHEP* **1204** (2012) 127 [arXiv:1202.3415 [hep-ph]].
- [8] J. R. Espinosa, C. Grojean, M. Muhlleitner and M. Trott, “Fingerprinting Higgs Suspects at the LHC,” *JHEP* **1205** (2012) 097 [arXiv:1202.3697 [hep-ph]].
- [9] M. Klute, R. Lafaye, T. Plehn, M. Rauch and D. Zerwas, “Measuring Higgs Couplings from LHC Data,” *Phys. Rev. Lett.* **109** (2012) 101801 [arXiv:1205.2699 [hep-ph]].
- [10] A. Azatov, S. Chang, N. Craig and J. Galloway, “Higgs fits preference for suppressed down-type couplings: Implications for supersymmetry,” *Phys. Rev. D* **86** (2012) 075033 [arXiv:1206.1058 [hep-ph]].
- [11] I. Low, J. Lykken and G. Shaughnessy, “Have We Observed the Higgs (Imposter)?,” *Phys. Rev. D* **86** (2012) 093012 [arXiv:1207.1093 [hep-ph]].
- [12] T. Corbett, O. J. P. Eboli, J. Gonzalez-Fraile and M. C. Gonzalez-Garcia, “Constraining anomalous Higgs interactions,” *Phys. Rev. D* **86** (2012) 075013 [arXiv:1207.1344 [hep-ph]].
- [13] P. P. Giardino, K. Kannike, M. Raidal and A. Strumia, “Is the resonance at 125 GeV the Higgs boson?,” *Phys. Lett. B* **718** (2012) 469 [arXiv:1207.1347 [hep-ph]].
- [14] J. Ellis and T. You, “Global Analysis of the Higgs Candidate with Mass 125 GeV,” *JHEP* **1209** (2012) 123 [arXiv:1207.1693 [hep-ph]].
- [15] M. Montull and F. Riva, “Higgs discovery: the beginning or the end of natural EWSB?,” *JHEP* **1211** (2012) 018 [arXiv:1207.1716 [hep-ph]].
- [16] J. R. Espinosa, C. Grojean, M. Muhlleitner and M. Trott, “First Glimpses at Higgs’ face,” *JHEP* **1212** (2012) 045 [arXiv:1207.1717 [hep-ph]].
- [17] D. Carmi, A. Falkowski, E. Kuflik, T. Volansky and J. Zupan, “Higgs After the Discovery: A Status Report,” *JHEP* **1210** (2012) 196 [arXiv:1207.1718 [hep-ph]].
- [18] S. Banerjee, S. Mukhopadhyay and B. Mukhopadhyaya, “New Higgs interactions and recent data from the LHC and the Tevatron,” *JHEP* **1210** (2012) 062 [arXiv:1207.3588 [hep-ph]].
- [19] D. Bertolini and M. McCullough, “The Social Higgs,” *JHEP* **1212** (2012) 118 [arXiv:1207.4209 [hep-ph]].
- [20] F. Bonnet, T. Ota, M. Rauch and W. Winter, “Interpretation of precision tests in the Higgs sector in terms of physics beyond the Standard Model,” *Phys. Rev. D* **86** (2012) 093014 [arXiv:1207.4599 [hep-ph]].
- [21] T. Plehn and M. Rauch, “Higgs Couplings after the Discovery,” *Europhys. Lett.* **100** (2012) 11002 [arXiv:1207.6108 [hep-ph]].
- [22] D. Elander and M. Piai, “The decay constant of the holographic techni-dilaton and the 125 GeV boson,” arXiv:1208.0546 [hep-ph].
- [23] A. Djouadi, “Precision Higgs coupling measurements at the LHC through ratios of production cross sections,” arXiv:1208.3436 [hep-ph].

- [24] B. A. Dobrescu and J. D. Lykken, “Coupling spans of the Higgs-like boson,” *JHEP* **1302** (2013) 073 [arXiv:1210.3342 [hep-ph]].
- [25] G. Moreau, “Constraining extra-fermion(s) from the Higgs boson data,” *Phys. Rev. D* **87** (2013) 015027 [arXiv:1210.3977 [hep-ph]].
- [26] G. Cacciapaglia, A. Deandrea, G. D. La Rochelle and J. -B. Flament, “Higgs couplings beyond the Standard Model,” *JHEP* **1303** (2013) 029 [arXiv:1210.8120 [hep-ph]].
- [27] T. Corbett, O. J. P. Eboli, J. Gonzalez-Fraile and M. C. Gonzalez-Garcia, “Robust Determination of the Higgs Couplings: Power to the Data,” *Phys. Rev. D* **87** (2013) 015022 [arXiv:1211.4580 [hep-ph]].
- [28] E. Masso and V. Sanz, “Limits on Anomalous Couplings of the Higgs to Electroweak Gauge Bosons from LEP and LHC,” *Phys. Rev. D* **87** (2013) 033001 [arXiv:1211.1320 [hep-ph]].
- [29] A. Azatov and J. Galloway, “Electroweak Symmetry Breaking and the Higgs Boson: Confronting Theories at Colliders,” arXiv:1212.1380 [hep-ph].
- [30] G. Belanger, B. Dumont, U. Ellwanger, J. F. Gunion and S. Kraml, “Higgs Couplings at the End of 2012,” *JHEP* **1302** (2013) 053 [arXiv:1212.5244 [hep-ph]].
- [31] K. Cheung, J. S. Lee and P. -Y. Tseng, “Higgs Precision (Higgcision) Era begins,” arXiv:1302.3794 [hep-ph].
- [32] A. Celis, V. Ilisie and A. Pich, “LHC constraints on two-Higgs doublet models,” arXiv:1302.4022 [hep-ph].
- [33] G. Belanger, B. Dumont, U. Ellwanger, J. F. Gunion and S. Kraml, “Status of invisible Higgs decays,” arXiv:1302.5694 [hep-ph].
- [34] A. Falkowski, F. Riva and A. Urbano, “Higgs At Last,” arXiv:1303.1812 [hep-ph].
- [35] J. Cao, P. Wan, J. M. Yang and J. Zhu, “The SM extension with color-octet scalars: diphoton enhancement and global fit of LHC Higgs data,” arXiv:1303.2426 [hep-ph].
- [36] P. P. Giardino, K. Kannike, I. Masina, M. Raidal and A. Strumia, “The universal Higgs fit,” arXiv:1303.3570 [hep-ph].
- [37] J. Ellis and T. You, “Updated Global Analysis of Higgs Couplings,” arXiv:1303.3879 [hep-ph].
- [38] A. Djouadi and G. Moreau, “The couplings of the Higgs boson and its CP properties from fits of the signal strengths and their ratios at the 7+8 TeV LHC,” arXiv:1303.6591 [hep-ph].
- [39] W. -F. Chang, W. -P. Pan and F. Xu, “An effective gauge-Higgs operators analysis of New Physics associated with the Higgs,” arXiv:1303.7035 [hep-ph].
- [40] B. Dumont, S. Fichet and G. von Gersdorff, “A Bayesian view of the Higgs sector with higher dimensional operators,” arXiv:1304.3369 [hep-ph].
- [41] P. Bechtle, S. Heinemeyer, O. Stl, T. Stefaniak and G. Weiglein, “HiggsSignals: Confronting arbitrary Higgs sectors with measurements at the Tevatron and the LHC,” arXiv:1305.1933 [hep-ph].

- [42] G. Belanger, B. Dumont, U. Ellwanger, J. F. Gunion and S. Kraml, “Global fit to Higgs signal strengths and couplings and implications for extended Higgs sectors,” arXiv:1306.2941 [hep-ph].
- [43] S. Kraml, B.C. Allanach, M. Mangano, H.B. Prosper, S. Sekmen, *et al.*, “Searches for New Physics: Les Houches Recommendations for the Presentation of LHC Results,” Eur. Phys. J. C **72** (2012) 1976 [arXiv:1203.2489 [hep-ph]].
- [44] LHC Higgs Cross Section Working Group, A. David, A. Denner, M. Duehrssen, M. Grazzini, C. Grojean, G. Passarino and M. Schumacher *et al.*, “LHC HXSWG interim recommendations to explore the coupling structure of a Higgs-like particle,” arXiv:1209.0040 [hep-ph].
- [45] ATLAS Collaboration, “Measurements of the properties of the Higgs-like boson in the two photon decay channel with the ATLAS detector using 25 fb<sup>-1</sup> of proton-proton collision data”, ATLAS-CONF-2013-012.
- [46] CMS Collaboration, “Updated measurements of the Higgs boson at 125 GeV in the two photon decay channel”, CMS-PAS-HIG-13-001.
- [47] CMS Collaboration, “Properties of the Higgs-like boson in the decay  $H \rightarrow ZZ \rightarrow 4l$  in  $pp$  collisions at  $\sqrt{s} = 7$  and 8 TeV”, CMS-PAS-HIG-13-002.
- [48] CMS Collaboration, “Properties of the observed Higgs-like resonance using the diphoton channel”, CMS-PAS-HIG-13-016.
- [49] <https://twiki.cern.ch/twiki/bin/view/CMSPublic/Hig13001TWiki>
- [50] <http://inspirehep.net>; see also R. -D. Heuer, A. Holtkamp and S. Mele, “Innovation in Scholarly Communication: Vision and Projects from High-Energy Physics,” Inform. Serv. Use **28** (2008) 83 [arXiv:0805.2739 [cs.DL]].
- [51] See the talks by Glen Cowan and Kyle Cranmer at the workshop on *Likelihoods for the LHC Searches*, CERN, 21–23 January 2013, <http://indico.cern.ch/conferenceDisplay.py?confId=218693>.
- [52] R. Contino, M. Ghezzi, C. Grojean, M. Muhlleitner and M. Spira, “Effective Lagrangian for a light Higgs-like scalar,” JHEP **1307** (2013) 035 [arXiv:1303.3876 [hep-ph]].
- [53] C. Englert, D. Goncalves-Netto, K. Mawatari and T. Plehn, “Higgs Quantum Numbers in Weak Boson Fusion,” JHEP **1301** (2013) 148 [arXiv:1212.0843 [hep-ph]].
- [54] A. Djouadi, R. M. Godbole, B. Mellado and K. Mohan, “Probing the spin-parity of the Higgs boson via jet kinematics in vector boson fusion,” Phys. Lett. B **723** (2013) 307 [arXiv:1301.4965 [hep-ph]].
- [55] J. Ellis, V. Sanz and T. You, “Associated Production Evidence against Higgs Impostors and Anomalous Couplings,” arXiv:1303.0208 [hep-ph].
- [56] R. Godbole, D. J. Miller, K. Mohan and C. D. White, “Boosting Higgs CP properties via VH Production at the Large Hadron Collider,” arXiv:1306.2573 [hep-ph].
- [57] K. Cranmer and I. Yavin, “RECAST: Extending the Impact of Existing Analyses,” JHEP **1104**, 038 (2011) [arXiv:1010.2506 [hep-ex]].



- [58] The Durham HepData Project, <http://hepdata.cedar.ac.uk/>
- [59] A. Buckley, J. Butterworth, L. Lonnblad, *et al.*, “Rivet user manual,” arXiv:1003.0694 [hep-ph].
- [60] See talk by Suenje Dallmeier-Tiessen for the INSPIRE Collaboration at the workshop on *Likelihoods for the LHC Searches*, CERN, 21–23 January 2013, <http://indico.cern.ch/conferenceDisplay.py?confId=218693>.
- [61] <http://www.datacite.org>
- [62] ATLAS Collaboration, “Data from Figure 7 from: Measurements of Higgs boson production and couplings in diboson final states with the ATLAS detector at the LHC:  $H \rightarrow \gamma\gamma$ ,” <http://doi.org/10.7484/INSPIREHEP.DATA.A78C.HK44>
- [63] ATLAS Collaboration, “Data from Figure 7 from: Measurements of Higgs boson production and couplings in diboson final states with the ATLAS detector at the LHC:  $H \rightarrow ZZ^* \rightarrow 4\ell$ ,” <http://doi.org/10.7484/INSPIREHEP.DATA.RF5P.6M3K>
- [64] ATLAS Collaboration, “Data from Figure 7 from: Measurements of Higgs boson production and couplings in diboson final states with the ATLAS detector at the LHC:  $H \rightarrow WW^* \rightarrow \ell\nu\ell\nu$ ,” <http://doi.org/10.7484/INSPIREHEP.DATA.26B4.TY5F>