

1 Heavy Flavour Production and Decay at ATLAS

2 R.W.L. JONES⁽¹⁾ FOR THE ATLAS COLLABORATION

3 ⁽¹⁾ *Department of Physics, Lancaster University, Lancaster, UK*

Summary. — The ATLAS experiment at the LHC is taking advantage of its large integrated luminosity band sophisticated muon and dimuon triggers to make competitive measurements of heavy flavour production and decay. Inclusive heavy quark production and heavy flavour jet production is discussed before turning to charm particle and onium production. The production and decay of individual B hadron species is then addressed, including the current best measurement of the Λ_b lifetime. A much improved analysis of CP related quantities in B_s decays is presented, before turning to recent results and prospects for rare B decays.

PACS 25.75.Dw –
 PACS . – 14.20.Mr.
 PACS 13.30.Eg –
 PACS . – 14.20.-c.
 PACS 13.25.Hw –
 PACS . – 13.20.He.
 PACS 14.40.Nd –
 PACS . – 13.25.Ft.
 PACS 13.20.Fc –
 PACS . – 14.40.Lb.

4

5 1. – ATLAS and Inclusive Heavy Flavours

6 By the end of 2012, ATLAS had recorded 21.7 fb^{-1} of proton-proton data at the LHC,
 7 adding to 5.3 fb^{-1} in 2011 and 2010. Large samples suitable for heavy flavour studies
 8 have been recorded using single and multi-muon triggers, and indeed the available sample
 9 is being increased by analysing a delayed stream of heavy flavour triggers taken in 2012
 10 but processing it in 2013. ATLAS is well suited to studying heavy flavour decays to
 11 leptons, given a large acceptance in the central region, an efficient and precise tracking
 12 system (covering $|\eta| < 2.5$) and an excellent muon system (covering $|\eta| < 2.7$) [1]. There
 13 are useful overlaps in the accessible phase space that allow comparison with production
 14 in the forward region studied by dedicated heavy flavour experiments.

15 In addition to pp collisions, ATLAS has studied PbPb collisions at 2.76 TeV; in these
 16 collisions, the inclusive muon production is dominated by heavy flavour decays, and falls
 17 with increasing p_T and collision centrality [2]. Similar features have also been observed for



18 J/ψ production in the same samples [3]. In pp collisions, the inclusive muon production is
 19 dominated by heavy flavours up to a p_T of around 40 GeV [4]. Perturbative calculations
 20 match the data well at lower p_T , but deviate at higher values; Fixed Order Next-to-
 21 Leading-Log (FONNL) calculations reproduce the full range well [5, 6]. Further details
 22 of ATLAS heavy flavour production, including that in association with W^\pm and the
 23 flavour composition of di-jet events, can be found in A Buckley’s paper in this volume.

24 2. – Open Heavy Flavour Production

25 ATLAS has studied $D^{*\pm}$ production in jets from 7 TeV collisions. Anti-kT jets are
 26 found within $|\eta| < 2.5$ for jet momentum between 25 and 70 GeV. Production is studied
 27 as a fraction of the jet energy carried by the $D^{*\pm}$. The dominant source is from the
 28 hadronisation of charm quarks, and it is found that neither leading order nor angular
 29 ordered models give a good description of the data.

30 Open charm production has also been studied for $D^{*\pm}$ and D^\pm as a function of the p_T
 31 and η of the hadrons for $|\eta| < 2.1$ [7]. Perturbative QCD based models describe the data
 32 distributions, but the data sits on the high edge of the allowed uncertainties in almost
 33 all cases.

34 Beauty production has been studied using the decays to $D^*\mu X$ [8]. The $D^*\mu$ mass
 35 range from about 3 to 5 GeV is dominated by beauty production. Next-to-leading order
 36 models slightly underestimate the observed rates, but the shapes of the p_T and $|\eta|$
 37 distributions are reasonably reproduced in several models.

38 ATLAS has also made studies of the Λ_b making a competitive mass determination
 39 $m_{\Lambda_b} = 5619.7 \pm 0.7(\text{stat}) \pm 1.1(\text{syst})$ MeV and the current most precise Λ_b lifetime determination,
 40 $\tau_{\Lambda_b} = 1.449 \pm 0.036(\text{stat}) \pm 0.017(\text{syst})$ ps [9].

41 ATLAS has also studied the B_c^\pm state [10], and the B^\pm [11, 12]. The latter now
 42 includes a measurement of the differential cross-section as a function of p_T and of rapidity.
 43 The rapidity cross-sections are matched better by the POWHEG+PYTHIA NLO [13, 14]
 44 predictions than by those from MC@NLO+HERWIG [15, 16], as illustrated in Figure 1.
 The p_T cross-section is well matched by the FONNL calculations [5, 17].

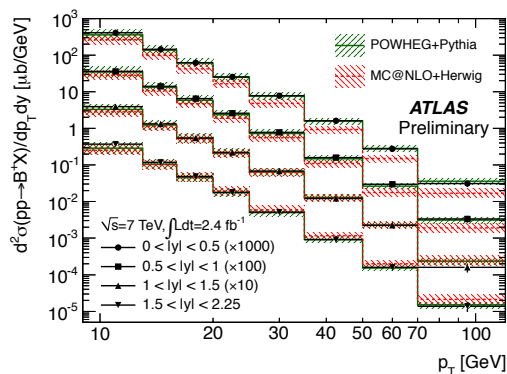


Fig. 1. – The inclusive B^+ double differential cross-section with respect to p_T and rapidity [12].

3. – Onium Production

Onium production is a particularly strong area for study in ATLAS. ATLAS has extended the p_T range to 70 GeV for the J/ψ production studies [18], and the prompt production is separated using the pseudo proper lifetime from the non-prompt production (coming from B-hadron decays). The J/ψ production is subject to uncertainties due to the various possible spin-alignments, which have not yet been measured at the LHC. This can be parameterised by two angles, and ATLAS chooses to consider the full allowed range of values in assigning the uncertainty.

The prompt J/ψ production as a function of p_T and rapidity matches well the observations from ALICE, CMS and LHCb in the regions of overlap [19, 20, 21]. The Colour Singlet Model, Colour Evaporation Model (neither of which have many free parameters) and Colour Octet Model match the data reasonably, but are not perfect. Further study is needed to refine the models, as p_T spectra alone do not resolve their differences.

The non-prompt fraction and differential cross-section with p_T have been measured, as illustrated in Figure 2 for one of the rapidity bins studied. The fraction rises from 10% to $\sim 70\%$ with increasing p_T . Not only is there a very weak energy dependence at best, the non-prompt fraction seems to be essentially independent of collision process. The non-prompt differential cross-section can then be extracted. FONLL calculations [5, 17] describe the non-prompt cross-sections reasonably well. Similar measurements have been made by all LHC experiments, and in proton-antiproton collisions at CDF.

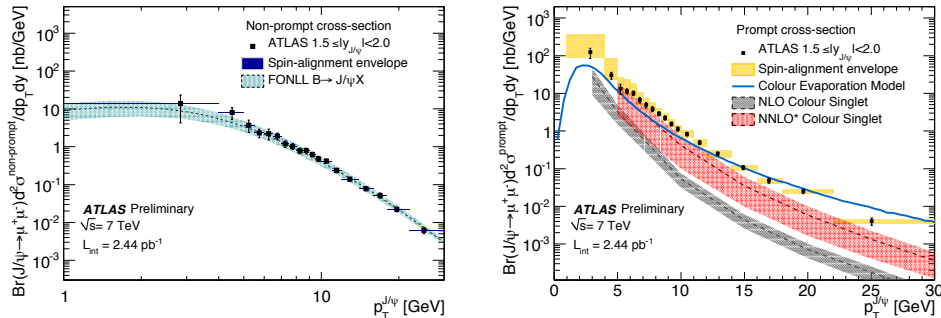


Fig. 2. – The prompt (left) and non-prompt (right) J/ψ production cross-section with respect to p_T for one of the four $|y|$ bins, $1.5 < |y| < 2.0$ [18].

ATLAS has also studied the production of the $\Upsilon(nS)$ states [22], with $n = 1, 2, 3$, despite the 2S and 3S states not being fully resolved. Double differential cross-sections have been obtained in p_T and rapidity. Although these agree well with those found by CMS and LHCb, ATLAS again extends the p_T range accessed. Colour Singlet, Colour Evaporation and Colour Octet models all reproduce the cross-sections reasonably, but again not perfectly. There is an intriguing p_T dependence of the $\Upsilon(2S)/\Upsilon(1S)$ and $\Upsilon(3S)/\Upsilon(1S)$ ratios, as illustrated in Figure 3; this may be evidence of multiple production mechanisms that evolve with p_T .

ATLAS has also studied the χ_{c1} , χ_{c2} [23] and $\chi_b(nP)$ states, and discovered the existence of the $\chi_b(3P)$ [24]; this state has subsequently been confirmed by other experiments, although with a lower significance. The states are revealed using both converted

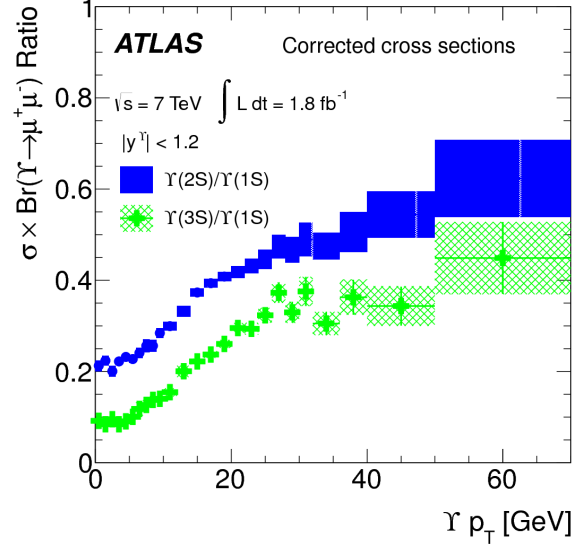


Fig. 3. – Ratios of differential $\Upsilon(2S)/\Upsilon(1S)$ and $\Upsilon(3S)/\Upsilon(1S)$ cross sections multiplied by the di-muon branching fractions versus Υp_T in the central rapidity region [22].

and unconverted photons; the converted photon case is illustrated in Figure 4.

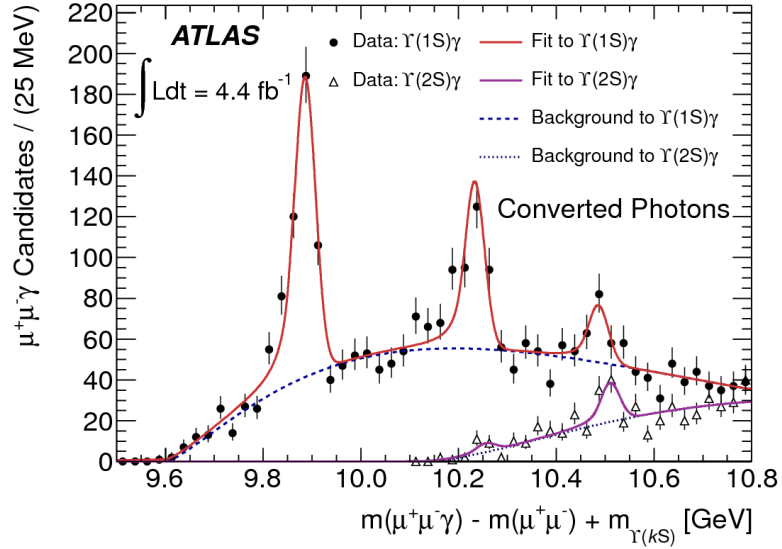


Fig. 4. – The mass distributions of $\chi_b \rightarrow \Upsilon(kS)\gamma$ ($k = 1, 2$) candidates formed using photons which have converted and been reconstructed in the tracking system [24].

78 **4. – CP-related parameters in the decay $B_s \rightarrow J/\psi\phi$**

79 ATLAS has analysed its 2011 $B_s \rightarrow J/\psi\phi$ sample [25], allowing a good determination
 80 of the lifetime difference, $\Delta\Gamma_s$ and an important contribution to the measurement of the
 81 weak phase, ϕ_s . The results for the weak phase, lifetime difference, average lifetime and
 82 helicity amplitudes are given in Table I, and the likelihood contours in the $\phi_s - \Delta\Gamma_s$ plane
 83 are shown in Figure 5. Further data is now being added from the considerably larger
 84 2012 sample.

TABLE I. – *The measured parameters in the decay $B_s \rightarrow J/\psi\phi$ [25], as presented; these values have now been superseded by an extended analysis, with the ϕ_s uncertainty halved using the same data sample [26]*

| | | stat. | syst. | |
|------------------|-------|-------------|-------------|------------------|
| ϕ_s | 0.22 | ± 0.41 | ± 0.10 | rad |
| $\Delta\Gamma_s$ | 0.053 | ± 0.021 | ± 0.010 | ps^{-1} |
| Γ_s | 0.677 | ± 0.007 | ± 0.004 | ps^{-1} |
| $ A_0(0) ^2$ | 0.528 | ± 0.006 | ± 0.009 | |
| $ A_{ }(0) ^2$ | 0.220 | ± 0.008 | ± 0.007 | |

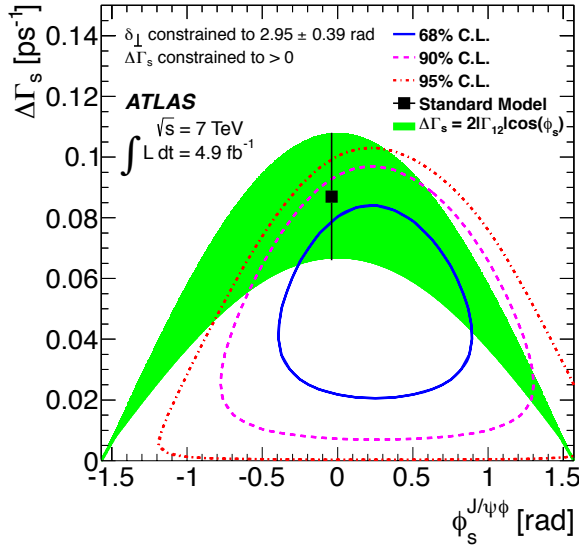


Fig. 5. – Likelihood contours in the $\phi_s - \Delta\Gamma_s$ plane [25]. Three contours show the 68%, 90% and 95% confidence intervals (statistical errors only). The green band is the theoretical prediction of mixing-induced CP violation. The probability density function contains a fourfold ambiguity. Three minima are excluded by applying the constraints from the LHCb measurements..

85 **5. – Rare B Decays**

86 ATLAS has published results on the searches for the rare decay $B_s \rightarrow \mu\mu$ [27] based on
87 only 2.4 fb^{-1} of 7 TeV data from 2011. It obtained that $Br(B_s \rightarrow \mu\mu) < 4.2 \times 10^{-9}$ at 95%
88 when combined with CMS and LHCb measurements, or 2.2×10^{-8} for ATLAS alone.
89 With the 2012 data and analysis improvements, a precision better than the standard
90 model expectation is anticipated.

91 REFERENCES

- 92 [1] ATLAS COLLABORATION, *JINST*, **3** (2008) S08003
93 [2] ATLAS COLLABORATION, ATLAS-CONF-2012-050 <http://cds.cern.ch/record/1451883>
94 [3] ATLAS COLLABORATION, *Phys. Lett. B*, **697** (2011) 294
95 [4] ATLAS COLLABORATION, *Phys. Lett. B*, **707** (2012) 438
96 [5] M. CACCIARI, M. GRECO AND P. NASON, *JHEP*, **9805** (1998) 007
97 [6] M. CACCIARI ET AL., *JHEP*, **0407** (2004) 033.
98 [7] ATLAS COLLABORATION, ATLAS-CONF-2011-017 <http://cds.cern.ch/record/1336746>;
99 ATLAS-PHYS-PUB-2011-012 <http://cdsweb.cern.ch/record/1378479>
100 [8] ATLAS COLLABORATION, *Nucl. Phys. B*, **864** (2012) 341
101 [9] ATLAS COLLABORATION, *Phys. Rev. D*, **87** (2013) 032002
102 [10] ATLAS COLLABORATION, ATLAS-CONF-2012-028 <http://cds.cern.ch/record/1430737>
103 [11] ATLAS COLLABORATION, ATLAS-CONF-2010-098 <http://cds.cern.ch/record/1307530>
104 [12] ATLAS COLLABORATION, ATLAS-CONF-2013-008 <http://cds.cern.ch/record/1522478>
105 [13] S. FRIXIONE, P. NASON AND G. RIDOLFI, *JHEP*, **0709** (2007) 126
106 [14] T. SJOSTRAND, S. MRENNA, P. SKANDS, *JHEP*, **05** (2006) 026
107 [15] S. FRIXIONE, P. NASON AND B. R. WEBBER, *JHEP*, **0308** (2003) 007
108 [16] G. CORCELLA ET AL, *JHEP*, **0101** (2001) 010
109 [17] M. CACCIARI, S.FRIXIONE AND P. NASON, *JHEP*, **0103** (2001) 006.
110 [18] ATLAS COLLABORATION, *Nucl. Phys. B*, **850** (2011) 387
111 [19] ALICE COLLABORATION, *JHEP*, **11** (2012) 065
112 [20] CMS COLLABORATION, *Eur. Phys. J.*, **C71** (2011) 1575; CMS COLLABORATION, *JHEP*,
113 **02** (2012) 011
114 [21] LHCb COLLABORATION, *Eur. Phys. J.*, **C71** (2011) 1645
115 [22] THE ATLAS COLLABORATION, *Phys. Rev. D*, **87** (2013) 052004
116 [23] ATLAS COLLABORATION, ATLAS-CONF-2011-136 <http://cds.cern.ch/record/1383839>
117 [24] ATLAS COLLABORATION, *Phys. Rev. Lett.*, **108** (2012) 15201
118 [25] ATLAS COLLABORATION, *JHEP*, **12** (2012) 072
119 [26] ATLAS COLLABORATION, ATLAS-CONF-2013-039 <http://cds.cern.ch/record/1541823>
120 [27] ATLAS COLLABORATION, *Phys. Lett. B*, **713** (2012) 387