

Top-Quark Physics Results From LHC

Luca Fiorini¹

on behalf of the ATLAS and CMS collaborations.

1- Instituto de Física Corpuscular (IFIC), Universitat de València and CSIC.
Edificio Institutos de Investigación Apartado de Correos 22085
46071 Valencia - Spain
E-mail: Luca.Fiorini@cern.ch

The top-quark is a fundamental element of the physics program at the Large Hadron Collider (LHC). We review the current status of the top-quark measurements performed by ATLAS and CMS experiments in pp collisions at $\sqrt{s}=7$ TeV by presenting the recent results of the top-quark production rates, top mass measurements and additional top quark properties.

We will also describe the recent searches for physics beyond the Standard Model in the top-quark sector.

1 Introduction

The top-quark is the heaviest known elementary particle, with a mass measured by TeVatron experiments to be about 173 GeV [1]. Due to its high mass, the top-quark is believed to play a special role in the electro-weak symmetry breaking mechanism and possibly in models of new physics beyond the Standard Model (SM).

The Large Hadron Collider (LHC) [2] operated in 2010 and 2011 with an energy in the centre of mass (\sqrt{s}) of 7 TeV. The delivered integrated luminosity ($\int Ldt$) to ATLAS [3] and CMS [4] experiments was of about 5 fb^{-1} per experiment in 2011 and the peak luminosity was of $3.7 \cdot 10^{33} \text{ cm}^{-2}\text{s}^{-1}$. Measurements presented in this proceeding are based on the statistics collected up to summer 2011 and use at most 2.1 fb^{-1} . The $t\bar{t}$ production rate at LHC $\sqrt{s} = 7$ TeV is a factor of 20 larger than at the TeVatron, allowing the production of top-quarks with unprecedented abundance.

2 Top-quark production measurements

2.1 $t\bar{t}$ production measurements

Figure 1 shows the leading order diagrams of the $t\bar{t}$ production process. The $t\bar{t}$ production is dominated by the gluon-fusion process at LHC energies. The $t\bar{t}$ production cross-section, $\sigma_{t\bar{t}}$, is predicted to be at the approximate next to next to leading order $\sigma_{t\bar{t}}^{approx NNLO} = 165_{-16}^{+11} \text{ pb}$ [5]. The top-quark decays to a W and a b -quark almost 100% of the times. The W decays hadronically in about 68% of the times. The $t\bar{t}$ final states are categorised by the number of leptons from the W decays in the final state: di-lepton, single lepton and full hadronic channels. Both ATLAS and CMS measured $\sigma_{t\bar{t}}$ in several final states: di-lepton ($\ell = e, \mu, \tau$), single-lepton and full hadronic. The results are shown in Figures 3 and 4.

- The $t\bar{t}$ cross-section has been measured by ATLAS [6, 7] and CMS [8] in the single-lepton channel with either an electron or a muon in the final state. The events are required to have a high- p_T lepton and at least three jets. The $\sigma_{t\bar{t}}$ has been measured with and without the requirement of a b -tagged jet. Results are obtained for $\int Ldt =$

35 pb⁻¹ and 0.7 fb⁻¹ for ATLAS and (0.8-1.1) fb⁻¹ for CMS. Figure 3 show the ATLAS single-lepton results obtained with $\int Ldt = 35 \text{ pb}^{-1}$, while result for 0.7 fb⁻¹ is $\sigma_{t\bar{t}} = 179 \pm 9.8 \text{ (stat.)} \pm 9.7 \text{ (syst.)} \pm 6.6 \text{ (lumi.) pb}$. Figure 4 shows the CMS results with 2011 data. Uncertainties with 2011 data are at the level of 9% for ATLAS and CMS which is comparable to the NNLO theoretical uncertainty.

- The event selection for di-lepton final states require the presence of 2 high- p_T leptons of opposite charge, two central jets (from b -quarks) and large E_T^{miss} or large transverse activity (H_T). The E_T^{miss} is the missing energy in the transverse plane, calculated taking into account the transverse momentum of the muons and transverse energy of the electrons and jets in the events. H_T is the scalar sum of the transverse momentum of the muons, transverse energy of the electrons, E_T^{miss} and transverse energy of the jets in the event. In the case that the leptons in the final state are e or μ , ATLAS results are obtained with and without the requirement of a b -tagged jet [11, 12]; CMS results are obtained with b -tagging requirement [13]. ATLAS produced results with 0.7 fb⁻¹ of data, while CMS used 1.1 fb⁻¹ of data for the result with b -tagging requirement. Their uncertainties are about 11% dominated by systematics. The $\sigma_{t\bar{t}}$ has been measured also in the $\tau\mu$ final state by ATLAS [14] and CMS [15], where a calorimeter-seeded τ is reconstructed in the event together with a high- p_T muon. The resulting $\sigma_{t\bar{t}}$ measurements are obtained for $\int Ldt = 1.1 \text{ fb}^{-1}$ and have similar uncertainties: 24% CMS and 21% ATLAS^a.
- The $\sigma_{t\bar{t}}$ has been measured by ATLAS [16] and CMS [17] also in the full hadronic final state. Events are required to have at least six high- p_T jets of which at least two b -tagged jets. The results are obtained for $\int Ldt = 1.1 \text{ (1.0) fb}^{-1}$ for CMS (ATLAS)^b.

CMS combined the cross-section measurements obtaining $\sigma_{t\bar{t}} = 166 \pm 2 \text{ (stat.)} \pm 11 \text{ (syst.)} \pm 8 \text{ (lumi.) pb}$. The measurements of the $t\bar{t}$ cross-section at LHC are in agreement with the theoretical predictions. Their accuracy is similar to the uncertainty of the NNLO prediction and the most sensitive results in the single-lepton channel are limited by systematic uncertainties.

2.2 Single-top production measurements

Figure 2 shows the leading order diagrams of the electro-weak single-top-quark production, that is characterised by the W -mediated t -channel ($\sigma_t^{\text{approx NNLO}} = 64 \pm 3 \text{ pb}$) [18], s -channel ($\sigma_s^{\text{approx NNLO}} = 4.6 \pm 0.3 \text{ pb}$) [19] and the associated Wt production ($\sigma_{Wt}^{\text{approx NNLO}} = 15.7_{-1.4}^{+1.3} \text{ pb}$) [20]. Compared to TeVatron experiments, the single-top production in t -channel and Wt mode is much larger than the s -channel.

The single-top-quark production in the t -channel has been measured by ATLAS [21] with 0.7 fb⁻¹ of data and by CMS [22] with 36 pb⁻¹ of data. ATLAS measurement is $\sigma_t = 90 \pm 9 \text{ (stat.)} \pm 20 \text{ (syst.) pb}$ and CMS measurement is $\sigma_t = 84 \pm 30 \text{ (stat.+syst.)} \pm 3 \text{ (lumi.) pb}$. Searches of the Wt channel have been performed by CMS [23] and ATLAS [24] with 2.1 fb⁻¹ and 0.7 fb⁻¹ of data respectively. This mode has escaped so far direct observation. ATLAS rejects the background-only hypothesis at the 1.2 σ level and

^aATLAS: $\sigma_{t\bar{t}} = 142 \pm 21 \text{ (stat.)} \pm 16 \text{ (syst.)} \pm 5 \text{ (lumi.) pb}$; CMS results are in Figure 4.

^bCMS results are in Figure 4 and ATLAS obtains $\sigma_{t\bar{t}} = 167 \pm 18 \text{ (stat.)} \pm 78 \text{ (syst.)} \pm 6 \text{ (lumi.) pb}$.

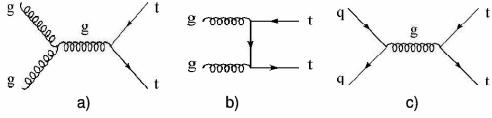


Figure 1: Lowest level diagrams of the $t\bar{t}$ production. Gluon scattering processes, a) and b), are the dominant processes at LHC energies, while quark scattering, process c), is the dominant one at TeVatron energies.

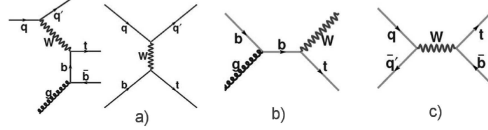


Figure 2: Diagrams of single-top production at the lowest level: a) t-channel, b) Wt associated production, c) s-channel.

CMS obtains a signal significance of 2.7σ . Searches of single-top-quark production in the s -channel have been performed by ATLAS with $\int Ldt = 0.7\text{ fb}^{-1}$ [25]. An upper limit at 95% C.L. on the production cross section of $\sigma_s < 26.5\text{ pb}$ has been obtained.

3 Top-quark properties

3.1 Top-quark mass

Among the various top-quark properties, ATLAS and CMS measured the top-quark mass (m_t) in several final states.

In the SM the mass of the top-quark is a free parameter that, together with the W mass, can constrain the mass value of an eventual Higgs boson [26]. Figure 5 summarises the measurement of m_t by ATLAS experiment [27]. A measurement in the single-lepton final state has been obtained with 0.7 fb^{-1} of data with an uncertainty that is at the level of 1.6%: $m_t = 175.9 \pm 0.9\text{ (stat.)} \pm 2.7\text{ (syst.) GeV}$. CMS measured m_t with $\int Ldt = 36\text{ pb}^{-1}$ in the single-lepton [28] and di-lepton [29] final states, obtaining $m_t = 173.1 \pm 2.1\text{ (stat.)}^{+2.8}_{-2.1}\text{ (syst.) GeV}$ (single-lepton) and $m_t = 175.5 \pm 4.6\text{ (stat.)} \pm 4.6\text{ (syst.) GeV}$ (di-lepton). Both experiments have also measured the top-quark pole mass, m_{pole} , from the $\sigma_{t\bar{t}}$ measurement [30], [31]. This is a complementary measurement of a different observable with respect to the measurement of the top-quark invariant mass from the top-quark decay products. Results are shown in Figure 6.

3.2 Top-anti-top quark mass difference

The SM assumes that top and anti-top-quarks have the same mass. An eventual CPT violation can manifest itself as a mass difference between the top and anti-top-quark. CMS measured the mass difference in the μ +jets final state [32]: $\Delta m_t = -1.2 \pm 1.2\text{ (stat.)} \pm 0.5\text{ (syst.) GeV}$. These measurements are therefore consistent with the SM.

3.3 Top-quark charge asymmetry

Recently TeVatron experiments reported forward-backward asymmetry in $t\bar{t}$ events that is larger than theoretical predictions by about 3σ [33, 34]. At the Next-to-Leading-Order (NLO), a small difference of about 1% in the top and anti-top rapidity distribution is expected at LHC [35]. Results are obtained for CMS [36] and ATLAS [37] in the single-lepton final state for $\int Ldt = 1.1\text{ (0.7) fb}^{-1}$ for CMS (ATLAS) experiment. CMS measured the

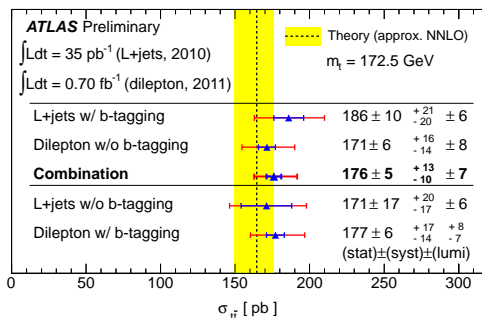


Figure 3: Summary of the $t\bar{t}$ cross-section measurements from ATLAS Collaboration [9].

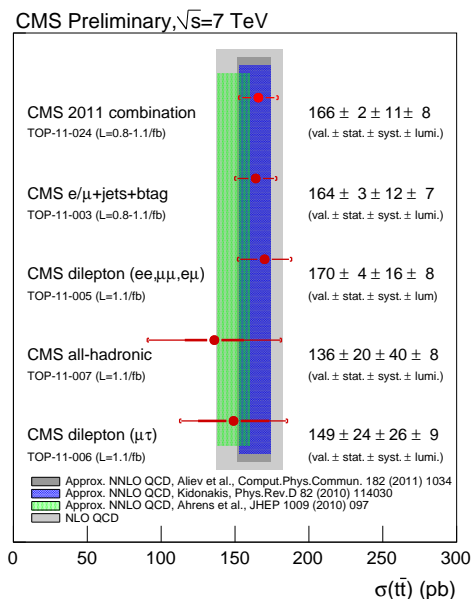


Figure 4: Summary of the $t\bar{t}$ cross-section measurements from CMS Collaboration [10].

asymmetry from the top-anti-top pseudo-rapidity distribution, while ATLAS measured it from the rapidity distribution. The asymmetry measured is $A_C = -1.6 \pm 3.0 \pm 1.0\%$ (CMS) for a theoretical prediction of 1.3% and $A_C = -2.4 \pm 1.6 \pm 2.3\%$ (ATLAS) for a theoretical prediction of 0.6%.

3.4 Other top-quark properties

ATLAS measured the W helicity in $t\bar{t}$ single-lepton and di-lepton decays [38]. No significant deviations from NNLO QCD predictions were observed. A combination of the measurements in the single-lepton and di-lepton channels with the right-handed helicity fraction set to zero leads to: $F_0 = 0.75 \pm 0.08$ (*stat. + syst.*) and $F_L = 0.25 \pm 0.08$ (*stat. + syst.*)^c. ATLAS also measured the top-quark charge [39] and the $t\bar{t}$ spin correlation in di-lepton decays [40].

4 New physics searches in the top-quark sector

Several New Physics (NP) scenarios can produce deviations from the SM in $t\bar{t}$ and single-top-quark production. Examples of NP in the top sector are: Flavour Changing Neutral Current (FCNC) decays of the top-quark to a quark with same charge and different flavour: $t \rightarrow (Z, \gamma, g) q$; heavy neutral particles decaying to $t\bar{t}$, like heavy vector-bosons or Kaluza-Klein resonances: $(Z', g_{KK}) \rightarrow t\bar{t}$; heavy top-like partners decaying to a top-quark and a

^cThe W bosons are produced as real particles in top decays and their polarisation can be longitudinal, left-handed or right-handed. The fractions of events with a particular polarisation, F_0 , F_L and F_R , respectively, are referred to as helicity fractions

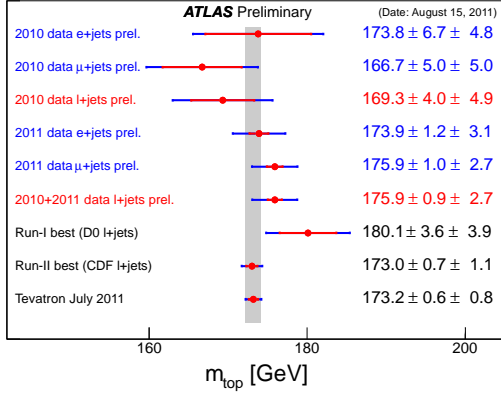


Figure 5: Summary of the top-quark mass measurements from ATLAS Collaboration [27].

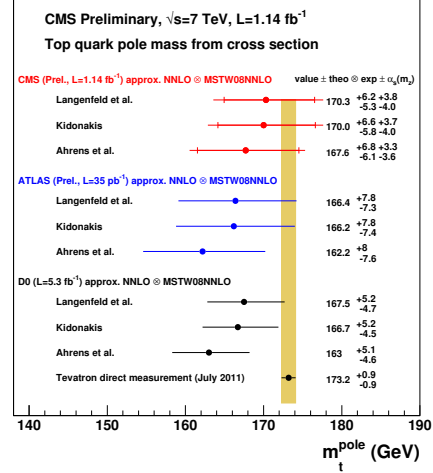


Figure 6: Summary of the top-quark pole mass measurements from CMS, ATLAS and D0 Collaborations [31].

stable or unstable neutral particles: $T \rightarrow t(A^0, Z)$.

4.1 FCNC

Searches of FCNC were performed by CMS with 35 pb⁻¹ and by ATLAS with 0.7 fb⁻¹ and 35 pb⁻¹ of data. CMS searched for same-sign tt pairs [41], that can be induced by t-channel exchange of a massive neutral vector boson (Z'). CMS placed a 95% confidence level limit on the four-fermions contact interaction term for a Z' mass of 2 TeV: $\frac{C_{RR}}{\Lambda} < 2.7 \text{ TeV}^{-2}$ ^d. ATLAS placed 95% confidence level limits on $\text{BR}(t \rightarrow qZ) < 1.1\%$ [42] and $\sigma_{qg \rightarrow t} \times \text{BR}(t \rightarrow Wb) < 17.3 \text{ pb}$ [43].

4.2 Heavy resonances

Searches for heavy neutral particles decaying to $t\bar{t}$ have been performed by ATLAS in the single-lepton final state with 0.2 fb⁻¹ of data [44] and in the di-lepton final state with 1.0 fb⁻¹ of data [45]. 95% confidence level limits on g_{KK} mass have been placed at 0.65 TeV and 0.84 TeV respectively. CMS searched for heavy neutral particles decaying to $t\bar{t}$ in the μ +jets and full hadronic final state with 1.1 fb⁻¹ and 0.9 fb⁻¹ of data respectively [46, 47]. 1 pb limits on the cross-section were put with 95% confidence level for $m_{Z'} < 1.3 \text{ TeV}$ in the μ +jets channel and for $m_{Z'} < 1.1 \text{ TeV}$ in the full hadronic channel.

^d $\frac{C_{RR}}{\Lambda} <$ defines the coupling strength of the four-fermions contact interaction as a function of the NP energy scale (Λ).

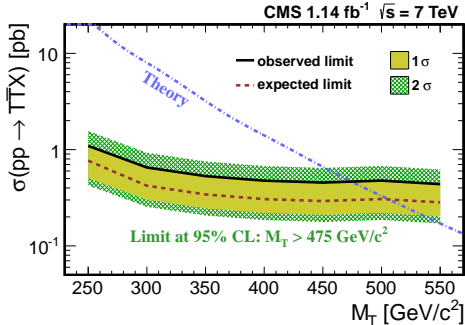


Figure 7: Limits on the cross-section production rates of $T \rightarrow tZ$ in events with three leptons, jets and E_T^{miss} by the CMS Collaboration [48].

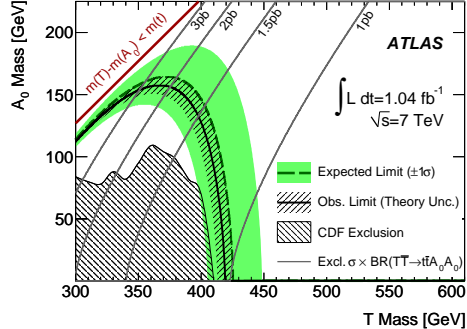


Figure 8: Limits on the cross-section production rates of $T \rightarrow tA^0$ in events with one lepton, jets and large E_T^{miss} by the ATLAS Collaboration [49].

4.3 Top partners

Searches for top-like partners decaying as $T \rightarrow tZ$ were performed by CMS in the final state with 3 leptons [48] with 1.1 fb^{-1} of data. A 95% confidence level limit on the T mass has been set: $m_T > 475 \text{ GeV}$, as shown in Figure 7. ATLAS searched for top-like partners decaying as $T \rightarrow tA^0$ in $t\bar{t}$ +large E_T^{miss} events in the single lepton channel with 1.0 fb^{-1} of data [49]. A limit at 95% confidence level for a production rate of 1.1 pb was set for $(m_T, m_{A^0}) = (420 \text{ GeV}, 10 \text{ GeV})$ as shown in Figure 8.

5 Conclusions

The top-quark physics program at LHC is extremely vast and complete.

The $\sigma_{t\bar{t}}$ has been measured in almost all the final states predicted by SM with an accuracy, limited by systematics, that is similar to the NNLO theoretical predictions, entering in a phase of precise measurements just one year after the first top-quark observations at the LHC. The single-top-quark production mechanism has been clearly established by LHC experiments in the t -channel, while it needs more data to be observed in Wt channel and s -channel.

A large number of the top-quark properties has been measured by the ATLAS and CMS experiments. The top mass, top-anti-top mass difference, W helicity, $t\bar{t}$ charge asymmetry, top charge and $t\bar{t}$ spin correlation have been successfully measured.

The unprecedented energy in the centre of mass of the LHC and its rapidly increasing luminosity is delivering new stringent limits in the search for new physics related to the top-quark sector. These searches will benefit from higher collected statistics.

References

- [1] CDF and D0 collaborations, [arXiv:1107.5255]
- [2] Lyndon Evans and Philip Bryant Eds. “The LHC Machine” *JINST* **3** (2008), S08001.

- [3] ATLAS Collaboration, “The ATLAS Experiment at the CERN Large Hadron Collider” *JINST* **3** (2008), S08003.
- [4] CMS Collaboration, “The CMS experiment at the CERN LHC” *JINST* **3** (2008), S08004.
- [5] S. Moch, P. Uwer, “Theoretical status and prospects for top-quark pair production at hadron colliders” *Phys. Rev.* **D78** (2008), 034003 [[arXiv:0804.1476](https://arxiv.org/abs/0804.1476)].
- [6] ATLAS Collaboration, submitted to *Phys. Lett. B*, [[arxiv:1201.1889](https://arxiv.org/abs/1201.1889)]
- [7] ATLAS Collaboration, ATLAS-CONF-2011-121, [<https://atlas.web.cern.ch/Atlas/GROUPS/PHYSICS/CONFNOTES/ATLAS-CONF-2011-121/>]
- [8] CMS Collaboration, TOP-11-003, [<http://cdsweb.cern.ch/record/1386709?ln=en>]
- [9] ATLAS Collaboration, ATLAS-CONF-2011-108, [<https://atlas.web.cern.ch/Atlas/GROUPS/PHYSICS/CONFNOTES/ATLAS-CONF-2011-108/>]
- [10] CMS Collaboration, TOP-11-024, [<https://cdsweb.cern.ch/record/1401250?ln=en>]
- [11] ATLAS Collaboration, accepted by *Phys.Lett.* **B 707** (2012) 459-477, [[arxiv:1108.3699](https://arxiv.org/abs/1108.3699)]
- [12] ATLAS Collaboration, ATLAS-CONF-2011-100, [<https://atlas.web.cern.ch/Atlas/GROUPS/PHYSICS/CONFNOTES/ATLAS-CONF-2011-100/>]
- [13] CMS Collaboration, TOP-11-005, [<http://cdsweb.cern.ch/record/1377323?ln=en>]
- [14] ATLAS Collaboration, ATLAS-CONF-2011-119, [<https://atlas.web.cern.ch/Atlas/GROUPS/PHYSICS/CONFNOTES/ATLAS-CONF-2011-119/>]
- [15] CMS Collaboration, TOP-11-006, [<http://cdsweb.cern.ch/record/1371010?ln=en>]
- [16] ATLAS Collaboration, ATLAS-CONF-2011-140, [<https://atlas.web.cern.ch/Atlas/GROUPS/PHYSICS/CONFNOTES/ATLAS-CONF-2011-140/>]
- [17] CMS Collaboration, TOP-11-007, [<http://cdsweb.cern.ch/record/1371755?ln=en>]
- [18] N. Kidonakis, *Phys. Rev.* **D83** (2011), [[arxiv:1103.2792](https://arxiv.org/abs/1103.2792)]
- [19] N. Kidonakis, *Phys. Rev.* **D81** (2010), [[arxiv:1101.5034](https://arxiv.org/abs/1101.5034)]
- [20] N. Kidonakis, *Phys. Rev.* **D82** (2010), [[arxiv:1105.4451](https://arxiv.org/abs/1105.4451)]
- [21] ATLAS Collaboration, ATLAS-CONF-2011-101, [<https://atlas.web.cern.ch/Atlas/GROUPS/PHYSICS/CONFNOTES/ATLAS-CONF-2011-101/>]
- [22] CMS Collaboration, *Phys. Rev. Lett.* **107** (2011) [[arXiv:1106.3052](https://arxiv.org/abs/1106.3052)]
- [23] CMS Collaboration, TOP-11-022, [<http://cdsweb.cern.ch/record/1385552?ln=en>]
- [24] ATLAS Collaboration, ATLAS-CONF-2011-104, [<https://atlas.web.cern.ch/Atlas/GROUPS/PHYSICS/CONFNOTES/ATLAS-CONF-2011-104/>]
- [25] ATLAS Collaboration, ATLAS-CONF-2011-118, [<https://atlas.web.cern.ch/Atlas/GROUPS/PHYSICS/CONFNOTES/ATLAS-CONF-2011-118/>]
- [26] GFitter group, Proceedings of the 45th Rencontres de Moriond, La Thuile, Italy, March 2010, [[arXiv:1109.4985](https://arxiv.org/abs/1109.4985)]
- [27] ATLAS Collaboration, ATLAS-CONF-2011-120, [<https://atlas.web.cern.ch/Atlas/GROUPS/PHYSICS/CONFNOTES/ATLAS-CONF-2011-120/>]
- [28] CMS Collaboration, TOP-10-009, [<http://cdsweb.cern.ch/record/1356578?ln=en>]
- [29] CMS Collaboration, *JHEP* **07** (2011) [[arXiv:1105.5661](https://arxiv.org/abs/1105.5661)]
- [30] ATLAS Collaboration, ATLAS-CONF-2011-054, [<https://atlas.web.cern.ch/Atlas/GROUPS/PHYSICS/CONFNOTES/ATLAS-CONF-2011-054/>]
- [31] CMS Collaboration, TOP-11-008, [<http://cdsweb.cern.ch/record/1387001?ln=en>]
- [32] CMS Collaboration, TOP-11-019, [<http://cdsweb.cern.ch/record/1376668?ln=en>]
- [33] D0 Collaboration, D0 Note 6062-CONF, [<http://www-d0.fnal.gov/Run2Physics/WWW/results/prelim/TOP/T90/T90.pdf>]
- [34] CDF Collaboration, Conf. Note 10584, [http://www-cdf.fnal.gov/physics/new/top/2011/AfbComb/Afb_combo_5invfb.pdf]

- [35] J. A. Aguilar-Saavedra, M. Perez-Victoria, [arXiv:1105.4606]
- [36] CMS Collaboration, TOP-11-014, [<http://cdsweb.cern.ch/record/1369205?ln=en>]
- [37] ATLAS Collaboration, ATLAS-CONF-2011-106, [<https://atlas.web.cern.ch/Atlas/GROUPS/PHYSICS/CONFNOTES/ATLAS-CONF-2011-106/>]
- [38] ATLAS Collaboration, ATLAS-CONF-2011-122, [<https://atlas.web.cern.ch/Atlas/GROUPS/PHYSICS/CONFNOTES/ATLAS-CONF-2011-122/>]
- [39] ATLAS Collaboration, ATLAS-CONF-2011-141, [<https://atlas.web.cern.ch/Atlas/GROUPS/PHYSICS/CONFNOTES/ATLAS-CONF-2011-141/>]
- [40] ATLAS Collaboration, ATLAS-CONF-2011-117, [<https://atlas.web.cern.ch/Atlas/GROUPS/PHYSICS/CONFNOTES/ATLAS-CONF-2011-117/>]
- [41] CMS Collaboration, *JHEP* 08 005 (2011) [arXiv:1106.2142]
- [42] ATLAS Collaboration, ATLAS-CONF-2011-154, [<https://atlas.web.cern.ch/Atlas/GROUPS/PHYSICS/CONFNOTES/ATLAS-CONF-2011-154/>]
- [43] ATLAS Collaboration, ATLAS-CONF-2011-061, [<https://atlas.web.cern.ch/Atlas/GROUPS/PHYSICS/CONFNOTES/ATLAS-CONF-2011-061/>]
- [44] ATLAS Collaboration, ATLAS-CONF-2011-087, [<https://atlas.web.cern.ch/Atlas/GROUPS/PHYSICS/CONFNOTES/ATLAS-CONF-2011-087/>]
- [45] ATLAS Collaboration, ATLAS-CONF-2011-123, [<https://atlas.web.cern.ch/Atlas/GROUPS/PHYSICS/CONFNOTES/ATLAS-CONF-2011-123/>]
- [46] CMS Collaboration, EXO-11-055, [<http://cdsweb.cern.ch/record/1376673/files/EXO-11-055-pas.pdf>]
- [47] CMS Collaboration, EXO-11-006, [<http://cdsweb.cern.ch/record/1370237/files/EXO-11-006-pas.pdf>]
- [48] CMS Collaboration, accepted by *Phys. Rev. Lett.*, [arXiv:1109.4985]
- [49] ATLAS Collaboration, accepted by *Phys Rev. Lett.*, [arxiv:1109.4725]

