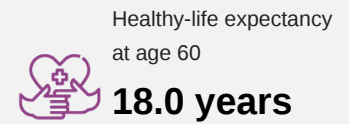
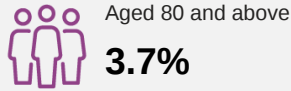




Thailand



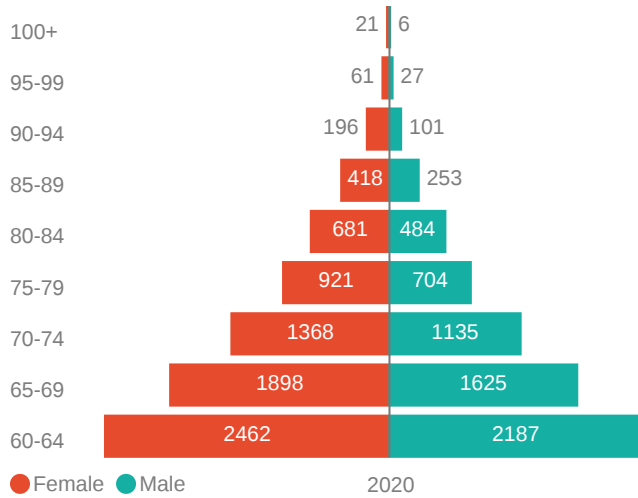
Demographics and life-expectancy



Data source: WHO - Global Health Estimates (GHE) (2019), UN Population Division (2024)



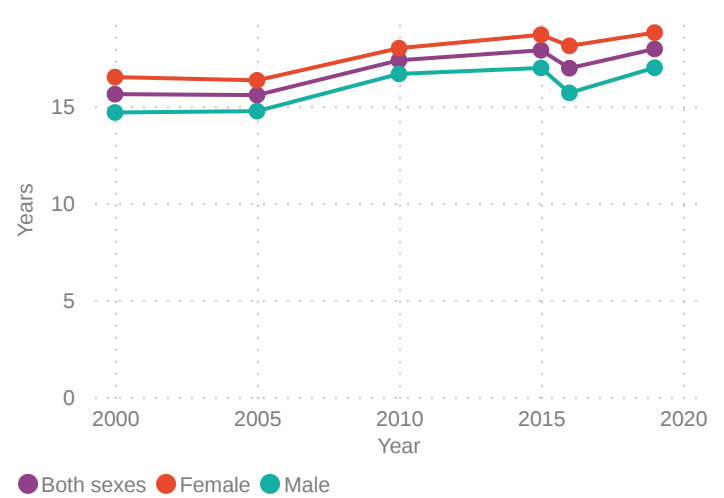
Number of persons aged 60 years or over (thousands)



Data source: UN Population Division



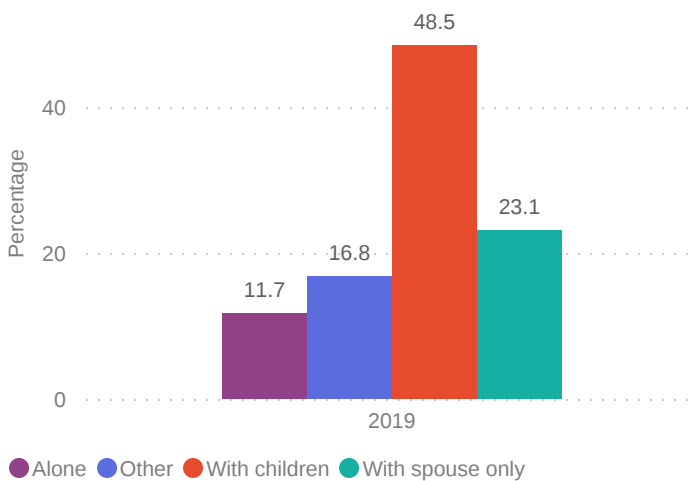
Healthy life-expectancy at age 60



Data source: WHO - Global Health Estimates (GHE)



Living arrangements



Data source: UN Population Division

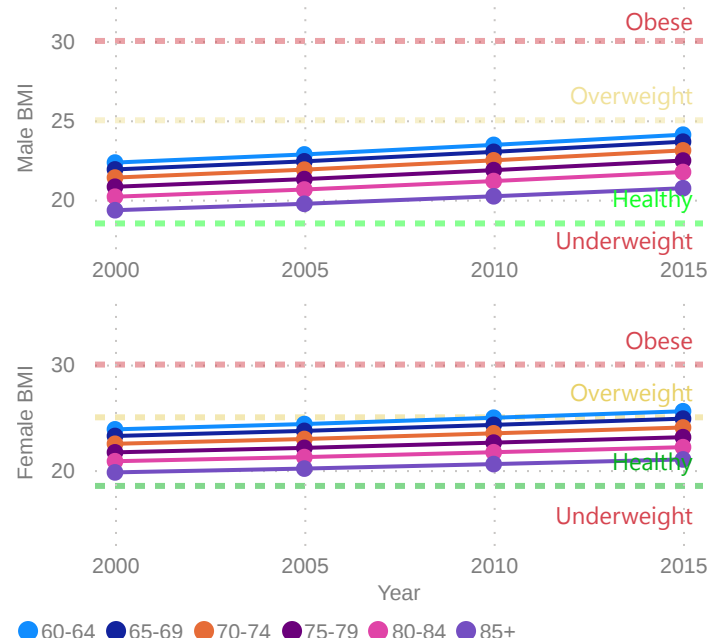


Risk factors

Prevalence of insufficient physical activity in people aged 70 or over (latest data)



Body Mass Index (BMI) by age over time



Data source: NCD-RisC



Ageism

	Year	%
Crude prevalence of high ageist attitudes	2014	47.7%
Crude prevalence of moderate ageist attitudes	2014	34.2%
Crude prevalence of low ageist attitudes	2014	18.1%

Data source: Global Report on Ageism 2020

(<https://www.ncbi.nlm.nih.gov/pmc/articles/PMC7246680/>)





Top 10 causes of death in older people and years lived with disability

Rank	Causes of death	Causes of years of healthy life lost due to disability
1	Cardiovascular diseases	Sense organ diseases
2	Malignant neoplasms	Musculoskeletal diseases
3	Ischaemic heart disease	Diabetes mellitus
4	Stroke	Cardiovascular diseases
5	Genitourinary diseases	Other hearing loss
6	Respiratory Infectious	Mental and substance use disorders
7	Neurological conditions	Neurological conditions
8	Lower respiratory infections	Back and neck pain
9	Alzheimer disease and other dementias	Other musculoskeletal disorders
10	Kidney diseases	Unintentional injuries

Data source: WHO - Global Health Estimates (GHE) (2019)



Integrated Care for Older People

Prevalence and incidence of common health conditions

Age Groups	Hearing loss*	Blindness and vision impairment*	Low back pain*	Falls**
60-64	54%	31%	15%	1738
65-69	63%	44%	17%	1860
70-74	71%	58%	18%	1973
75-79	78%	71%	20%	2449
80-84	81%	82%	23%	3094
85-89	80%	89%	25%	3598
90-94	80%	95%	25%	3734
95+	81%	98%	25%	3629

* Prevalence ** Incidence

Data source: IHME (2019)



Age-friendly cities and communities

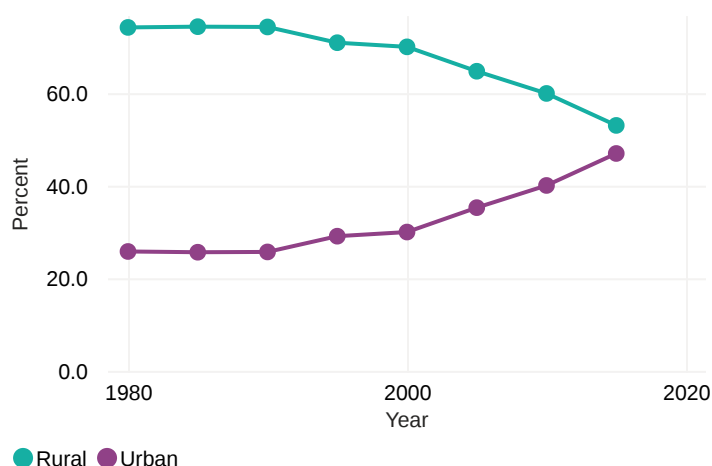
	Year	%
Percentage of older people living in age-friendly cities and communities		no data
Percentage of older people receiving pension	2020	89.1%
Percentage of older people active in labor market	2022	26.5%
Percentage of older people living in rural areas	2015	53.0%
Percentage of older people living in urban areas	2015	47.0%

[More information: Age-friendly World](#)

Data source: ILO, UN Population Division



Percentage of older people living in rural and urban areas



Data source: UN Population Division



Long-term care for older people

	Year	%
Percentage of older people receiving long-term care at long-time care facilities (aged 65 years or over)		no data
Percentage of older people receiving long-term care at home (aged 65 years or over)		no data
Number of formally employed LTC workers per 100 older persons (aged 65 years or over)		no data

Data source:



Sustainable Development Goals



Indicator	Year	Both sexes	Female	Male
Proportion of persons above retirement age receiving a pension (SDG 1.3.1)	2020	89.1%	no data	no data

Data source: ILO



Indicator	Year	Age 60-64	Age 65-69	Age 70-74	Age 75-79	Age 80-84	Age 85-89	Age 90-94	Age 95+
Prevalence of anaemia in older people (SDG 2.2.3)	2019	26.6%	30.0%	34.9%	40.4%	45.4%	56.0%	53.5%	56.1%

Data source: IHME



Indicator	Year	Age 60-64	Age 65-69	Age 70-74	Age 75-79	Age 80-84	Age 85-89	Age 90-94	Age 95+
Incidence rate of acute hepatitis B in older people (per 100 000 population) (SDG 3.3.4)	2019	153580	139813	126644	112165	100624	90068	80207	70377
Incidence rate of tuberculosis in older people (per 100 000 population) (SDG 3.3.2)	2019	20053	21143	20612	23351	33221	41303	49381	57199
Suicide mortality rate (per 100 000 population) among older people (SDG 3.4.2)	2019	10	11	12	13	14	14	13	19

Data source: IHME



Indicator	Year	Both sexes	Female	Male
Labour force participation rate by older people (SDG 8.5)	2022	26.5%	19.9%	35.6%

Data source: ILO



Indicator	Year	Age 60-64	Age 65-69	Age 70-74	Age 75-79	Age 80-84	Age 85-89	Age 90-94	Age 95+
Proportion of older people who experienced any type of abuse (SDG 16.1.3)	no data	no data	no data	no data	no data	no data	no data	no data	no data

Data source:



National commitments

Focal point on ageing and health in the ministry of health	Yes
National plans, policies or strategies on ageing and health	Yes
National multi-stakeholder forum or committee on ageing and health	Yes
National legislation and enforcement strategies against age-based discrimination	Yes
National legislation/regulations that provide older adults with access to assistive devices from the WHO Priority Assistive Product List	Yes
National programme to support activities in line with the WHO global Network for Age-friendly Cities and Communities	Yes
National policies in place to support comprehensive assessments of the health and social care needs for older people	Yes
Long-term care policy/plan/strategy/framework (stand-alone or integrated within an ageing and health plan)	Yes
Cross-sectional nationally representative, publicly available and anonymous individual level data on older persons and their health status and needs	Yes
Longitudinal nationally representative surveys (cohort) on older persons and their status and needs	No
Policy, legislation, strategy, or programme to support combating ageism	Yes
Human rights mechanisms dedicated to the promotion and protection of the rights of older persons	Yes
Specific legal, administrative, or other effective remedies to older persons who have been subject to discrimination	Yes
Contributing to the UN-Open ended working group on ageing	Yes
Implemented actions to support income generation activities for older persons	Yes
Provide out-patient-service free of charge in the public sector for older persons	Yes
Provide assistive devices and technologies free of charge in the public sector for older persons	Yes
Provide pharmaceutical products and/or other medical supplies free of charge in the public sector for older persons	Yes
Capacity-building plans to strengthen the geriatric and gerontology workforce	Yes
National guidelines for organizing geriatric care and training	Yes
National competency frameworks for geriatrics care workers	Yes
Programmes (in-person or online) available for caregivers of older persons	Yes
Policy, legislation, strategy, or programme to support the integration of palliative care services into the structure and financing of national healthcare systems at all levels of care	Yes
Availability of resources (human and finance) to implement actions on ageism	Adequate resources
Availability of resources (human and finance) to implement actions on age-friendly environment	Substantial resources
Availability of resources (human and finance) to implement actions on integration care for older persons	Substantial resources
Availability of resources (human and finance) to implement actions on long-term care for older persons	Substantial resources

Data source: WHO (2023)