

## Mainstreet Research Survey - Florida



## About Mainstreet

Mainstreet has an impressive track record in accurately forecasting election results in Canada and the United States and has become a trusted source for comprehensive market research, analysis and advice. Our insights are found in major media outlets across the country.

Mainstreet Research is a proud corporate member of CRIC and exceeds all Canadian and international standards for market research and public opinion research.

## Methodology

The analysis in this report is based on results of a survey conducted from Saturday, October 19th to Sunday, October 27th, 2024, among a sample of 913 Registered Voters, 18 years of age or older, living in Florida. The survey was conducted with text messaging. The survey gave respondents the option to complete the survey in English and Spanish. The survey is intended to represent the voting population in Florida. Weights are applied for Gender, Race, Education and Past vote. Party ID is determined by asking which party each respondent most identifies with, as some states do not have voter registration by party. All voters are asked how likely they are to vote, and the voters who say they are most likely to vote are added to the Likely Voter screen.

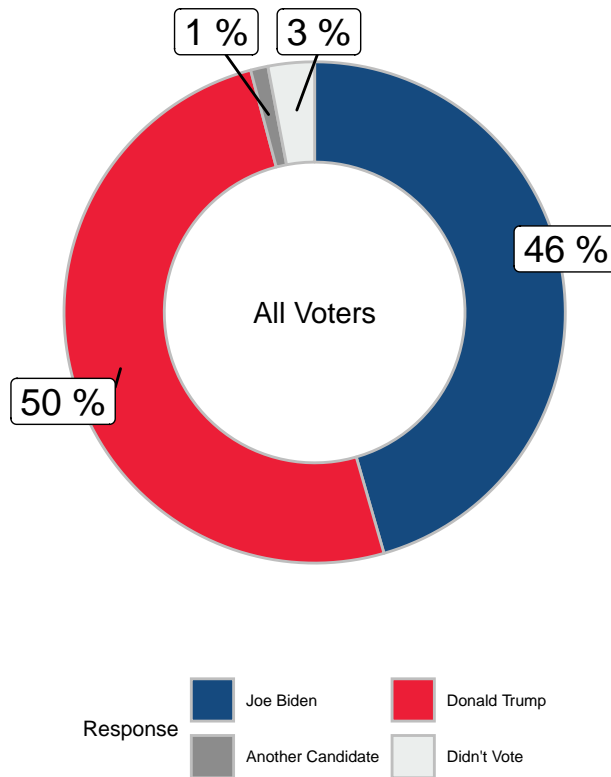
The margin of error for the poll is +/- 3.2% at the 95% confidence level. Margins of error are higher in each subsample.

This poll was commissioned by and is the exclusive property of Mainstreet Research and FAU. Any reproduction, in whole or in part of this report or the data contained herein is expressly prohibited without written authorization by Mainstreet Research and FAU.





In the most recent Presidential election (November 2020) which party did you vote for in the Presidential election? (all voters)





### broken out by age, gender, and region

	Total	Gender		Age	
		Male	Female	18-49	50+
Joe Biden	-	-	-	-	-
Donald Trump	-	-	-	-	-
Another Candidate	-	-	-	-	-
Didn't Vote	-	-	-	-	-
Unweighted Frequency	913	468	426	285	628
Weighted Frequency	913	445	464	381	532

### broken out by income, party ID

	Total	2020 Vote				Party ID		
		Joe Biden	Donald Trump	Another Candidate	Didn't Vote	Dem	GOP	Independent
Joe Biden	-	-	-	-	-	-	-	-
Donald Trump	-	-	-	-	-	-	-	-
Another Candidate	-	-	-	-	-	-	-	-
Didn't Vote	-	-	-	-	-	-	-	-
Unweighted Frequency	913	444	422	19	28	345	381	187
Weighted Frequency	913	416	460	10	27	320	424	169



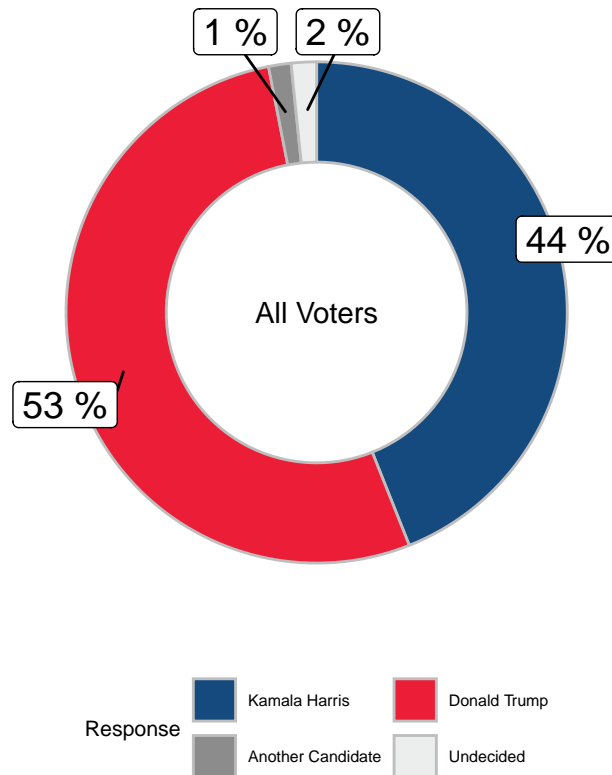

**broken out by White Non-College/College, Party ID**

	White Non-College/College					
	Total	Black	Hispanic	Other	White Coll	White Non-Coll
Joe Biden	-	-	-	-	-	-
Donald Trump	-	-	-	-	-	-
Another Candidate	-	-	-	-	-	-
Didn't Vote	-	-	-	-	-	-
Unweighted Frequency	913	76	169	60	373	235
Weighted Frequency	913	96	165	48	242	362





**If the election for President were held today, and the candidates were Kamala Harris and Donald Trump, which candidate would you support? (all voters)**





### broken out by age, gender, and region

	Total	Gender		Age	
		Male	Female	18-49	50+
Kamala Harris	-	-	-	-	-
Donald Trump	-	-	-	-	-
Another Candidate	-	-	-	-	-
Undecided	-	-	-	-	-
Unweighted Frequency	913	468	426	285	628
Weighted Frequency	913	445	464	381	532

### broken out by income, party ID

	Total	2020 Vote				Party ID		
		Joe Biden	Donald Trump	Another Candidate	Didn't Vote	Dem	GOP	Independent
Kamala Harris	-	-	-	-	-	-	-	-
Donald Trump	-	-	-	-	-	-	-	-
Another Candidate	-	-	-	-	-	-	-	-
Undecided	-	-	-	-	-	-	-	-
Unweighted Frequency	913	444	422	19	28	345	381	187
Weighted Frequency	913	416	460	10	27	320	424	169





## broken out by White Non-College/College, Party ID

	White Non-College/College					
	Total	Black	Hispanic	Other	White Coll	White Non-Coll
Kamala Harris	-	-	-	-	-	-
Donald Trump	-	-	-	-	-	-
Another Candidate	-	-	-	-	-	-
Undecided	-	-	-	-	-	-
Unweighted Frequency	913	76	169	60	373	235
Weighted Frequency	913	96	165	48	242	362

## broken out by vote type

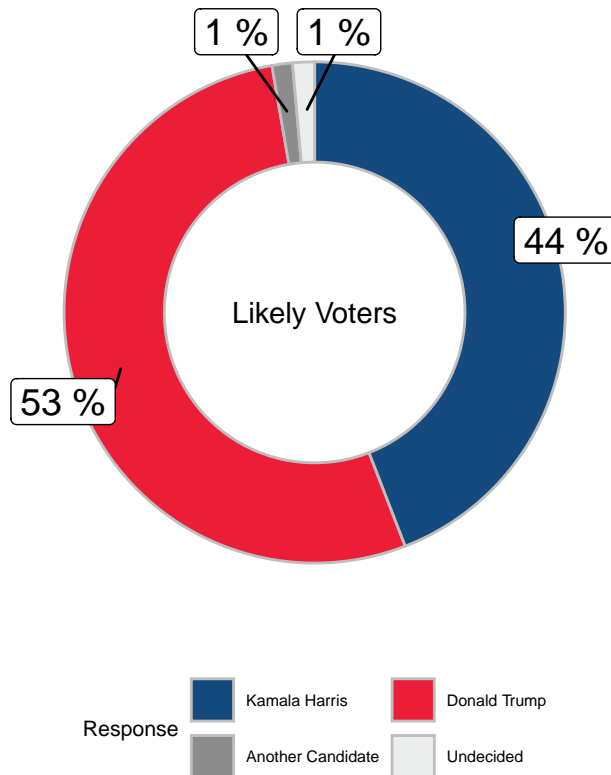
	Vote Type					
	Total	Early In-Person Vote	Vote by Mail	Election Day	Other	Don't know
Kamala Harris	-	-	-	-	-	-
Donald Trump	-	-	-	-	-	-
Another Candidate	-	-	-	-	-	-
Undecided	-	-	-	-	-	-
Unweighted Frequency	913	446	279	158	6	24
Weighted Frequency	913	463	260	160	3	27







If the election for President were held today, and the candidates were Kamala Harris and Donald Trump, which candidate would you support? (likely voters)





### broken out by age, gender, and region

	Total	Gender		Age	
		Male	Female	18-49	50+
Kamala Harris	-	-	-	-	-
Donald Trump	-	-	-	-	-
Another Candidate	-	-	-	-	-
Undecided	-	-	-	-	-
Unweighted Frequency	897	460	418	279	618
Weighted Frequency	897	437	456	374	523

### broken out by income, party ID

	Total	2020 Vote				Party ID		
		Joe Biden	Donald Trump	Another Candidate	Didn't Vote	Dem	GOP	Independent
Kamala Harris	-	-	-	-	-	-	-	-
Donald Trump	-	-	-	-	-	-	-	-
Another Candidate	-	-	-	-	-	-	-	-
Undecided	-	-	-	-	-	-	-	-
Unweighted Frequency	897	436	418	19	24	340	377	180
Weighted Frequency	897	409	454	10	24	317	418	162





### broken out by White Non-College/College, Party ID

	White Non-College/College					
	Total	Black	Hispanic	Other	White Coll	White Non-Coll
Kamala Harris	-	-	-	-	-	-
Donald Trump	-	-	-	-	-	-
Another Candidate	-	-	-	-	-	-
Undecided	-	-	-	-	-	-
Unweighted Frequency	897	73	164	60	369	231
Weighted Frequency	897	93	160	48	239	356

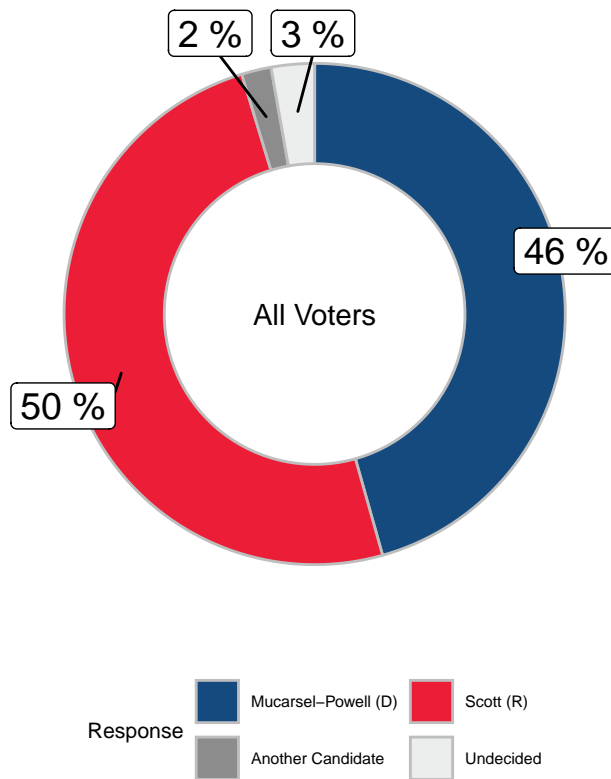
### broken out by vote type

	Vote Type					
	Total	Early In-Person Vote	Vote by Mail	Election Day	Other	Don't know
Kamala Harris	-	-	-	-	-	-
Donald Trump	-	-	-	-	-	-
Another Candidate	-	-	-	-	-	-
Undecided	-	-	-	-	-	-
Unweighted Frequency	897	444	275	155	5	18
Weighted Frequency	897	460	257	157	2	20





If the election for Senate were held today, and the candidates were Debbie Mucarsel-Powell representing the Democratic Party and Rick Scott representing the Republican Party? (all voters)





### broken out by age, gender, and region

	Total	Gender		Age	
		Male	Female	18-49	50+
Mucarsel-Powell (D)	-	-	-	-	-
Scott (R)	-	-	-	-	-
Another Candidate	-	-	-	-	-
Undecided	-	-	-	-	-
Unweighted Frequency	913	468	426	285	628
Weighted Frequency	913	445	464	381	532

### broken out by income, party ID

	Total	2020 Vote				Party ID		
		Joe Biden	Donald Trump	Another Candidate	Didn't Vote	Dem	GOP	Independent
Mucarsel-Powell (D)	-	-	-	-	-	-	-	-
Scott (R)	-	-	-	-	-	-	-	-
Another Candidate	-	-	-	-	-	-	-	-
Undecided	-	-	-	-	-	-	-	-
Unweighted Frequency	913	444	422	19	28	345	381	187
Weighted Frequency	913	416	460	10	27	320	424	169





## broken out by White Non-College/College, Party ID

	White Non-College/College					
	Total	Black	Hispanic	Other	White Coll	White Non-Coll
Mucarsel-Powell (D)	-	-	-	-	-	-
Scott (R)	-	-	-	-	-	-
Another Candidate	-	-	-	-	-	-
Undecided	-	-	-	-	-	-
Unweighted Frequency	913	76	169	60	373	235
Weighted Frequency	913	96	165	48	242	362

## broken out by 2024 vote

	2024 Vote					2024 Senate			
	Total	Kamala Harris	Donald Trump	Another Candidate	Undecided	Mucarsel-Powell (D)	Scott (R)	Another Candidate	Undecided
Mucarsel-Powell (D)	-	-	-	-	-	-	-	-	-
Scott (R)	-	-	-	-	-	-	-	-	-
Another Candidate	-	-	-	-	-	-	-	-	-
Undecided	-	-	-	-	-	-	-	-	-
Unweighted Frequency	913	439	444	14	16	454	418	20	21
Weighted Frequency	913	401	483	13	15	417	454	17	25

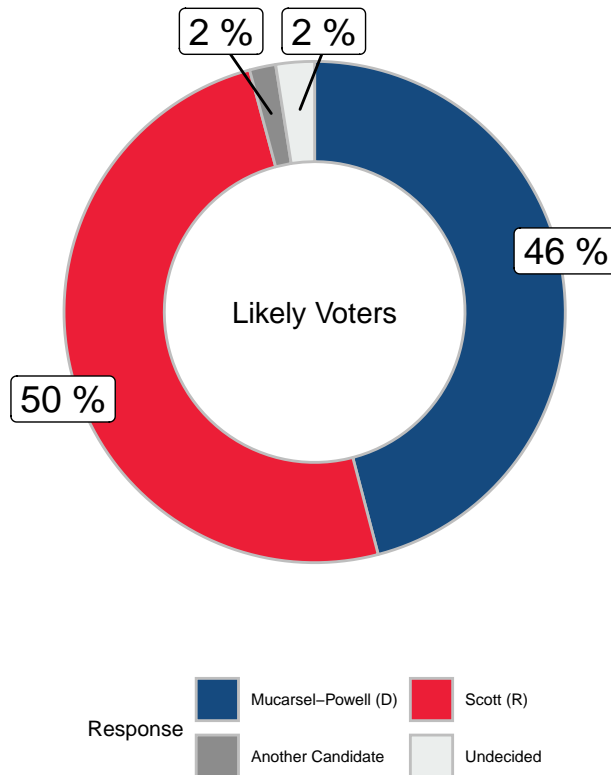
## broken out by vote type

	Vote Type						
	Total	Early In-Person Vote	Vote by Mail	Election Day	Other	Don't know	
Mucarsel-Powell (D)	-	-	-	-	-	-	
Scott (R)	-	-	-	-	-	-	
Another Candidate	-	-	-	-	-	-	
Undecided	-	-	-	-	-	-	
Unweighted Frequency	913	446	279	158	6	24	
Weighted Frequency	913	463	260	160	3	27	





If the election for Senate were held today, and the candidates were Debbie Mucarsel-Powell representing the Democratic Party and Rick Scott representing the Republican Party? (likely voters)





### broken out by age, gender, and region

	Total	Gender		Age	
		Male	Female	18-49	50+
Mucarsel-Powell (D)	-	-	-	-	-
Scott (R)	-	-	-	-	-
Another Candidate	-	-	-	-	-
Undecided	-	-	-	-	-
Unweighted Frequency	897	460	418	279	618
Weighted Frequency	897	437	456	374	523

### broken out by income, party ID

	Total	2020 Vote				Party ID		
		Joe Biden	Donald Trump	Another Candidate	Didn't Vote	Dem	GOP	Independent
Mucarsel-Powell (D)	-	-	-	-	-	-	-	-
Scott (R)	-	-	-	-	-	-	-	-
Another Candidate	-	-	-	-	-	-	-	-
Undecided	-	-	-	-	-	-	-	-
Unweighted Frequency	897	436	418	19	24	340	377	180
Weighted Frequency	897	409	454	10	24	317	418	162







## broken out by White Non-College/College, Party ID

	White Non-College/College					
	Total	Black	Hispanic	Other	White Coll	White Non-Coll
Mucarsel-Powell (D)	-	-	-	-	-	-
Scott (R)	-	-	-	-	-	-
Another Candidate	-	-	-	-	-	-
Undecided	-	-	-	-	-	-
Unweighted Frequency	897	73	164	60	369	231
Weighted Frequency	897	93	160	48	239	356

## broken out by 2024 vote

	2024 Vote					2024 Senate			
	Total	Kamala Harris	Donald Trump	Another Candidate	Undecided	Mucarsel-Powell (D)	Scott (R)	Another Candidate	Undecided
Mucarsel-Powell (D)	-	-	-	-	-	-	-	-	-
Scott (R)	-	-	-	-	-	-	-	-	-
Another Candidate	-	-	-	-	-	-	-	-	-
Undecided	-	-	-	-	-	-	-	-	-
Unweighted Frequency	897	432	438	13	14	448	413	18	18
Weighted Frequency	897	396	477	12	13	412	448	15	22

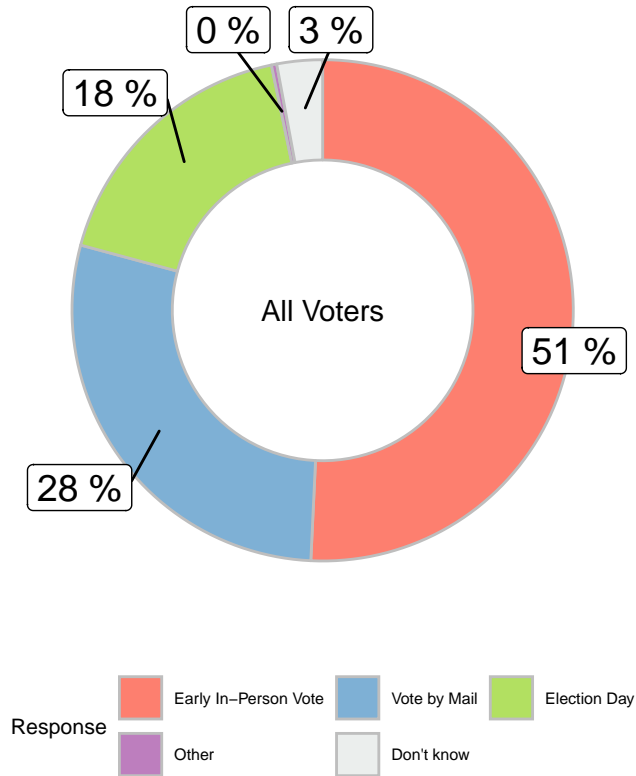
## broken out by vote type

	Vote Type						
	Total	Early In-Person Vote	Vote by Mail	Election Day	Other	Don't know	
Mucarsel-Powell (D)	-	-	-	-	-	-	
Scott (R)	-	-	-	-	-	-	
Another Candidate	-	-	-	-	-	-	
Undecided	-	-	-	-	-	-	
Unweighted Frequency	897	444	275	155	5	18	
Weighted Frequency	897	460	257	157	2	20	





## How do you plan to cast your vote in the November elections? (all voters)





### broken out by age, gender, and region

	Total	Gender		Age	
		Male	Female	18-49	50+
Early In-Person Vote	-	-	-	-	-
Vote by Mail	-	-	-	-	-
Election Day	-	-	-	-	-
Other	-	-	-	-	-
Don't know	-	-	-	-	-
Unweighted Frequency	913	468	426	285	628
Weighted Frequency	913	445	464	381	532

### broken out by income, party ID

	Total	2020 Vote				Party ID		
		Joe Biden	Donald Trump	Another Candidate	Didn't Vote	Dem	GOP	Independent
Early In-Person Vote	-	-	-	-	-	-	-	-
Vote by Mail	-	-	-	-	-	-	-	-
Election Day	-	-	-	-	-	-	-	-
Other	-	-	-	-	-	-	-	-
Don't know	-	-	-	-	-	-	-	-
Unweighted Frequency	913	444	422	19	28	345	381	187
Weighted Frequency	913	416	460	10	27	320	424	169





## broken out by White Non-College/College, Party ID

	White Non-College/College					
	Total	Black	Hispanic	Other	White Coll	White Non-Coll
Early In-Person Vote	-	-	-	-	-	-
Vote by Mail	-	-	-	-	-	-
Election Day	-	-	-	-	-	-
Other	-	-	-	-	-	-
Don't know	-	-	-	-	-	-
Unweighted Frequency	913	76	169	60	373	235
Weighted Frequency	913	96	165	48	242	362

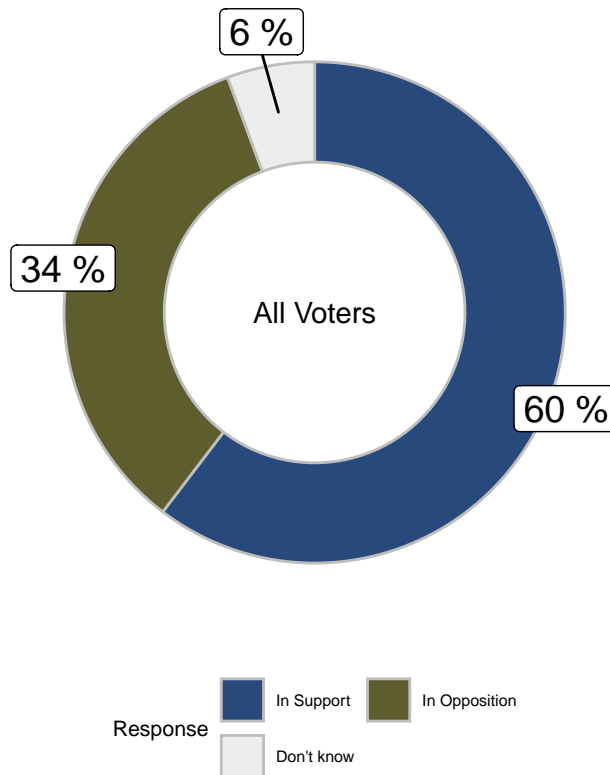
## broken out by 2024 vote

	Total	2024 Vote				2024 Senate			
		Kamala Harris	Donald Trump	Another Candidate	Undecided	Mucarsel-Powell (D)	Scott (R)	Another Candidate	Undecided
Early In-Person Vote	-	-	-	-	-	-	-	-	-
Vote by Mail	-	-	-	-	-	-	-	-	-
Election Day	-	-	-	-	-	-	-	-	-
Other	-	-	-	-	-	-	-	-	-
Don't know	-	-	-	-	-	-	-	-	-
Unweighted Frequency	913	439	444	14	16	454	418	20	21
Weighted Frequency	913	401	483	13	15	417	454	17	25





**On the upcoming ballot amendment 3, which would legalize marijuana for adults 21 years and older, which way are you considering voting? (all voters)**





### broken out by age, gender, and region

	Total	Gender		Age	
		Male	Female	18-49	50+
In Support	-	-	-	-	-
In Opposition	-	-	-	-	-
Don't know	-	-	-	-	-
Unweighted Frequency	913	468	426	285	628
Weighted Frequency	913	445	464	381	532

### broken out by income, party ID

	Total	2020 Vote				Party ID		
		Joe Biden	Donald Trump	Another Candidate	Didn't Vote	Dem	GOP	Independent
In Support	-	-	-	-	-	-	-	-
In Opposition	-	-	-	-	-	-	-	-
Don't know	-	-	-	-	-	-	-	-
Unweighted Frequency	913	444	422	19	28	345	381	187
Weighted Frequency	913	416	460	10	27	320	424	169





## broken out by White Non-College/College, Party ID

	White Non-College/College					
	Total	Black	Hispanic	Other	White Coll	White Non-Coll
In Support	-	-	-	-	-	-
In Opposition	-	-	-	-	-	-
Don't know	-	-	-	-	-	-
Unweighted Frequency	913	76	169	60	373	235
Weighted Frequency	913	96	165	48	242	362

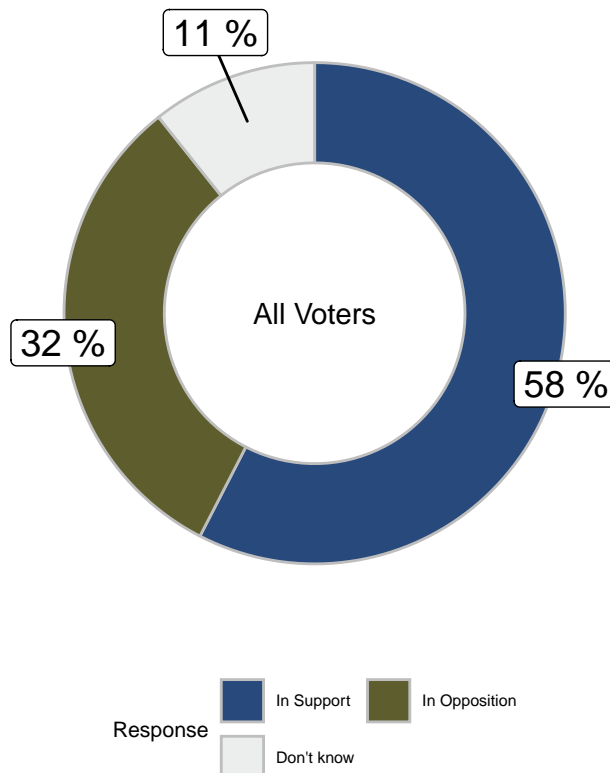
## broken out by 2024 vote

	2024 Vote					2024 Senate			
	Total	Kamala Harris	Donald Trump	Another Candidate	Undecided	Mucarsel-Powell (D)	Scott (R)	Another Candidate	Undecided
In Support	-	-	-	-	-	-	-	-	-
In Opposition	-	-	-	-	-	-	-	-	-
Don't know	-	-	-	-	-	-	-	-	-
Unweighted Frequency	913	439	444	14	16	454	418	20	21
Weighted Frequency	913	401	483	13	15	417	454	17	25





**On the upcoming ballot amendment 4, which reads: No law shall prohibit, penalize, delay, or restrict abortion before viability or when necessary to protect the patient’s health, as determined by the patient’s healthcare provider. This amendment does not change the Legislature’s constitutional authority to require notification to a parent or guardian before a minor has an abortion. Which way are you considering voting? (all voters)**







### broken out by age, gender, and region

	Total	Gender		Age	
		Male	Female	18-49	50+
In Support	-	-	-	-	-
In Opposition	-	-	-	-	-
Don't know	-	-	-	-	-
Unweighted Frequency	913	468	426	285	628
Weighted Frequency	913	445	464	381	532

### broken out by income, party ID

	Total	2020 Vote				Party ID		
		Joe Biden	Donald Trump	Another Candidate	Didn't Vote	Dem	GOP	Independent
In Support	-	-	-	-	-	-	-	-
In Opposition	-	-	-	-	-	-	-	-
Don't know	-	-	-	-	-	-	-	-
Unweighted Frequency	913	444	422	19	28	345	381	187
Weighted Frequency	913	416	460	10	27	320	424	169





## broken out by White Non-College/College, Party ID

	White Non-College/College					
	Total	Black	Hispanic	Other	White Coll	White Non-Coll
In Support	-	-	-	-	-	-
In Opposition	-	-	-	-	-	-
Don't know	-	-	-	-	-	-
Unweighted Frequency	913	76	169	60	373	235
Weighted Frequency	913	96	165	48	242	362

## broken out by 2024 vote

	2024 Vote					2024 Senate			
	Total	Kamala Harris	Donald Trump	Another Candidate	Undecided	Mucarsel-Powell (D)	Scott (R)	Another Candidate	Undecided
In Support	-	-	-	-	-	-	-	-	-
In Opposition	-	-	-	-	-	-	-	-	-
Don't know	-	-	-	-	-	-	-	-	-
Unweighted Frequency	913	439	444	14	16	454	418	20	21
Weighted Frequency	913	401	483	13	15	417	454	17	25

