



## Waste paper for recycling: Overview and identification of potentially critical substances

Pivnenko, Kostyantyn; Eriksson, Eva; Astrup, Thomas Fruergaard

*Published in:*  
Waste Management

*Link to article, DOI:*  
[10.1016/j.wasman.2015.02.028](https://doi.org/10.1016/j.wasman.2015.02.028)

*Publication date:*  
2015

*Document Version*  
Peer reviewed version

[Link back to DTU Orbit](#)

*Citation (APA):*  
Pivnenko, K., Eriksson, E., & Astrup, T. F. (2015). Waste paper for recycling: Overview and identification of potentially critical substances. *Waste Management*, 45, 134-142. <https://doi.org/10.1016/j.wasman.2015.02.028>

---

### General rights

Copyright and moral rights for the publications made accessible in the public portal are retained by the authors and/or other copyright owners and it is a condition of accessing publications that users recognise and abide by the legal requirements associated with these rights.

- Users may download and print one copy of any publication from the public portal for the purpose of private study or research.
- You may not further distribute the material or use it for any profit-making activity or commercial gain
- You may freely distribute the URL identifying the publication in the public portal

If you believe that this document breaches copyright please contact us providing details, and we will remove access to the work immediately and investigate your claim.

1 **Waste Paper for Recycling: Overview and Identification of Potentially**  
2 **Critical Substances**

3  
4  
5 Kostyantyn Pivnenko<sup>a\*</sup>, Eva Eriksson<sup>a</sup>, Thomas. F. Astrup<sup>a</sup>

6  
7 <sup>a</sup> Department of Environmental Engineering, Technical University of Denmark, Miljøvej Building  
8 113, DK-2800 Kgs. Lyngby, Denmark

9  
10  
11  
12  
13 \*) Corresponding author: Kostyantyn Pivnenko

14 Department of Environmental Engineering, Technical University of Denmark, Miljøvej Building

15 113, DK-2800 Kgs. Lyngby, Denmark

16 pivnenko.k@gmail.com

17 tlf: +45 4525 1602, fax: +45 4593 2850

18

19 **Abstract**

20 Paper product manufacturing involves a variety of chemicals used either directly in paper and pulp  
21 production or in the conversion processes (i.e. printing, gluing) that follow. Due to economic and  
22 environmental initiatives, paper recycling rates continue to rise. In Europe, recycling has increased  
23 by nearly 20% within the last decade or so, reaching a level of almost 72% in 2012. With increasing  
24 recycling rates, lower quality paper fractions may be included. This may potentially lead to  
25 accumulation or un-intended spreading of chemical substances contained in paper, e.g. by  
26 introducing chemicals contained in waste paper into the recycling loop. This study provides an  
27 overview of chemicals potentially present in paper and applies a sequential hazard screening  
28 procedure based on the intrinsic hazard, physical-chemical and biodegradability characteristics of  
29 the substances. Based on the results, 51 substances were identified as potentially critical (selected  
30 mineral oils, phthalates, phenols, parabens, as well as other groups of chemicals) in relation to paper  
31 recycling. It is recommended that these substances receive more attention in waste paper.

32 **Keywords:** Hazardous substances; Paper; Priority pollutants; Recycling; Waste management

33

34

35 **Abbreviations**

36 BBP: Benzyl butyl phthalate

37 BPA: Bisphenol A

38 CAS: Chemical Abstracts Service

39 CEPI: Confederation of European Paper Industries

40 DBP: Dibutyl phthalate

41 DEHP: Diethylhexyl phthalate

42 DIBP: Diisobutyl phthalate

43 DIPN: Diisopropyl naphthalene

44 EDCs: Endocrine Disrupting Chemicals

45 EFSA: European Food Safety Authority

46 EuPIA: European Printing Ink Association

47 FDHA: Swiss Federal Department of Home Affairs

48 NIAS: Non-Intentionally Added Substances

49 PCBs: Polychlorinated biphenyls

50 PBT: Persistent, Bioaccumulative and Toxic

51 vPvB: very Persistent and very Bioaccumulative

52 ZELLCHEMING: Vereins der Zellstoff- und Papier-Chemiker und –ingenieure (German for:

53 Association of Chemical Pulp and Paper Chemists and Engineers).

54

55 **1. Introduction**

56 Paper recycling is one of the most well-established recycling schemes applied to waste materials  
57 today. Recycled paper is an integral part of paper and pulp production, with estimated utilisation for  
58 recycling in Europe of about 72% in 2012 (an increase of 20% from 2000) (CEPI, 2013a). In  
59 addition to recycled paper being an important raw material for the paper industry (CEPI, 2013b), it  
60 has also been demonstrated in several studies that paper recycling may offer significant  
61 environmental benefits in a lifecycle perspective (Laurijssen et al., 2010; Villanueva and Wenzel,  
62 2007). Thus, paper recycling may be regarded as beneficial from both a resource and an  
63 environmental perspective and should be promoted as much as possible. However, increasing  
64 concerns related to the presence of potential harmful chemical substances in paper have been voiced  
65 within recent years (e.g. Biedermann et al., 2011b; Liao and Kannan, 2011; Pivnenko et al., 2013),  
66 for example in relation to the migration of chemicals from packaging materials into food (e.g.  
67 Begley et al., 2008; Biedermann et al., 2013; Gärtner et al., 2009; Lorenzini et al., 2013). While  
68 further increasing paper recycling rates can undoubtedly be achieved in Europe, the quality of the  
69 waste paper may ultimately decrease as more and more "marginal" paper fractions are collected for  
70 recycling and the contents of harmful substances in paper thereby increase. A systematic overview  
71 of the chemical substances potentially present in waste paper for recycling is therefore needed to  
72 provide a basis for further evaluation of the quality of waste paper as a resource, and ultimately also  
73 to maintain consumer acceptance of recycled paper in general.

74 Paper production and manufacturing operations generally consist of the following two phases:  
75 i) paper and pulp production by the paper industry (i.e. different quality grades of paper) and ii)  
76 paper product manufacturing by separate industries (e.g. periodicals, packaging materials, books,  
77 etc.). Chemicals in waste paper may originate from a wide range of sources, namely intentionally  
78 added (i.e. additives, inks, pigments, glues, etc.), part of a reaction and/or biodegradation or added

79 during the use phase of the paper or during the waste management phase (e.g. cross-contamination  
80 from other waste materials during collection). Chemicals are added in order to improve the  
81 production process itself and the quality or functionality of the final product. Starting with paper  
82 production, chemicals are introduced through the use of synthetic additives, which include retention  
83 aids, sizing agents, coatings, biocides, synthetic binders, etc. Synthetic additives represent slightly  
84 more than 1% v/v of raw materials used in paper production (ZELLCHEMING, 2008), the largest  
85 share of which (90% v/v) are functional additives (Moench and Auhorn, 2002) intended to be  
86 retained in the paper product. The next step, where the paper is converted into a final product, may  
87 include printing, dyeing, addition of adhesives and labels, etc. During the processing, chemicals  
88 may dissolve and be removed via wastewater, volatilize and be released to air or remain in the solid  
89 matrix and thereby be present in newly manufactured paper products. When waste paper is added to  
90 the process, this may potentially introduce new substances from the use and waste management  
91 phase. Knowing which potential partitioning a given chemical (or group of chemicals) will follow is  
92 vital for identifying potentially critical substances which may end up being concentrated in the  
93 fibres and be reintroduced into consumer products.

94       Recent studies have demonstrated that paper and paper products may contain high numbers of  
95 chemical substances (BMELV, 2012; Bradley et al., 2008), most of which can be associated with  
96 the printing industry, where more than 7,000 chemicals may be used in food-packaging ink  
97 production alone (EuPIA, 2012). Nevertheless, very little quantitative information is available  
98 regarding the presence of specific substances in paper products or waste paper potentially sent to  
99 recycling. Most existing studies target a specific group of chemicals or paper products (e.g. Becerra  
100 and Odermatt, 2012; Geens et al., 2012; Song et al., 2000; Trier et al., 2011), and attempting to  
101 identify every single chemical present in paper has proved to be challenging (BMELV, 2012).

102           Although specific regulations covering paper food packaging do not exist, European  
103 legislation on items (i.e. plastics, metal, paper, etc.) brought into contact with food prevents the use  
104 of chemicals that could migrate into foodstuffs and adversely affect human health, as well as the  
105 quality and nature of food (EC, 2004). This legislation covers paper packaging produced from  
106 virgin fibres, but when paper is recycled, the producers may not be aware of the presence of any  
107 specific chemicals added throughout the lifecycle of the paper. Consequently, the paper industry,  
108 and the final output paper quality, is affected by the presence of chemicals in the recycled paper,  
109 e.g. chemicals introduced during the use phase or via paper products from other countries. In 2012,  
110 more than 5 million tonnes of paper (approx.11% of recycled paper) was imported into Europe from  
111 the USA, Russia, Brazil, Canada, etc. for paper product manufacturing (CEPI, 2013a).

112           Without a comprehensive overview of which chemical substances should be prioritised in  
113 relation to paper, and which substances should ultimately be avoided, it may not be possible in the  
114 future to ensure both high recycling rates and at the same time a high quality of the paper products  
115 based on recycled fibres. As direct and substance-by-substance analysis is not practically feasible, a  
116 systematic screening of un-problematic chemicals is needed, in order to identify those substances  
117 which may be considered most problematic and critical for the future recycling of paper.

118           The overall goal of this study is to provide a basis for systematically addressing the  
119 recyclability of waste paper with respect to the potential presence of hazardous substances. The  
120 specific objectives are: i) based on existing literature, to compile a list of chemical substances  
121 potentially applied in paper production and paper product manufacturing, as well as chemicals  
122 identified directly in paper, ii) based on a sequential hazard screening procedure to identify the most  
123 critical chemicals from this list based on their harmfulness, physical-chemical properties and  
124 biodegradability and iii) to evaluate potential implications related to the management of paper waste  
125 and paper recycling.

## 126 **2. Methodology**

### 127 **2.1 Data sources for chemicals in paper**

128 Information about chemical substances, used in either paper production or paper conversion, as well  
129 as chemicals identified in actual paper product flows, was obtained from a range of data sources.  
130 Chemicals used in pulp and paper production were obtained from national product registries  
131 (KEMI, 2014; SPIN, 2013) and scientific assessments (Riskcycle, 2013; ZELLCHEMING, 2008),  
132 as well as inventory data provided by the European Food Safety Authority (EFSA) (EFSA, 2012a).  
133 Substances used by the printing industry were obtained from a recent Danish report (Miljøstyrelsen,  
134 2011a), an inventory list of the European Printing Ink Association (EuPIA) (EuPIA, 2012) and  
135 recent regulation issued by the Swiss Federal Department of Home Affairs (FDHA) (FDHA, 2005).  
136 Although data obtained for paper printing could not be isolated from the printing of other materials,  
137 the European printing industry belongs to a forest-based industrial sector, and the share of paper in  
138 the printing industry is substantial. All of the abovementioned data sources predominantly reflected  
139 European industry and research; this was not due to any selection of sources, but rather reflected  
140 availability of state-of-the-art information and level of detail provided. No information could be  
141 found related specifically to chemicals used in adhesives, so these were therefore only indirectly  
142 included in the study as part of the analytical literature reviewed. Additionally, relevant scientific  
143 literature addressing the composition of paper, paper products or waste paper was reviewed. While  
144 the aim was not to provide an exhaustive review of all available literature, the focus was placed on  
145 recent literature in order to relate any findings as best as possible to the current technological scope  
146 of the paper industry. No geographical scope was applied to the selected studies, as paper is a  
147 commodity traded on the global market with high volumes of paper, paper packaging and waste  
148 paper being imported and exported on a yearly basis. In total, 25 scientific studies were reviewed.

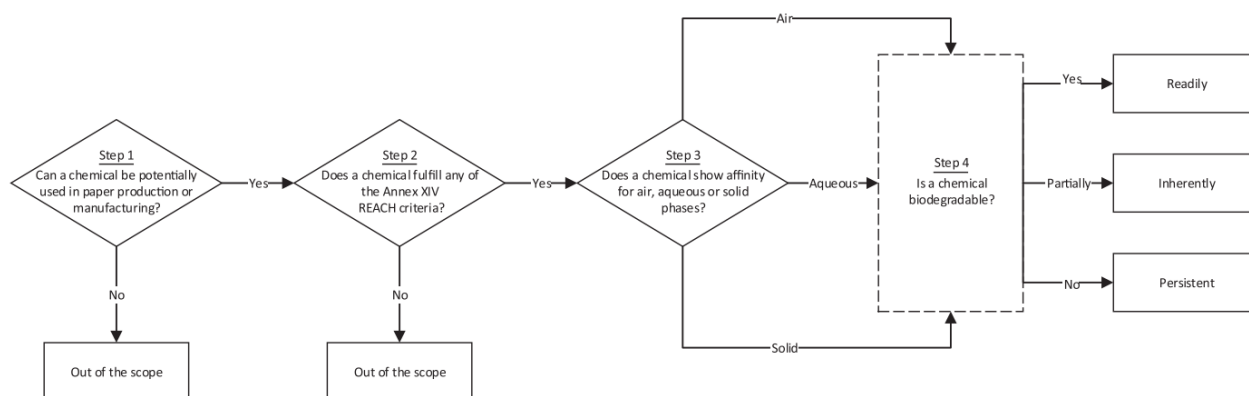


149 Where available the concentrations of substances mentioned in the literature are also provided. See  
150 Table 1 for a complete list of the data sources used in this paper.

151 Based on the abovementioned combination of information sources, a compilation of almost  
152 10,000 chemical substances was obtained once duplicates were removed. To avoid ambiguity and  
153 potential double-counting, only chemicals (or groups of chemicals) which could be assigned a valid  
154 CAS (Chemicals Abstracts Service) registry number were included in the study.

## 155 **2.2 Criteria for identifying potential priority chemicals**

156 With the aim of identifying potentially critical chemicals that should be prioritised in relation to  
157 paper recycling, a screening selection procedure was applied for those that may be considered most  
158 harmful, most likely to be associated with paper fibres (and not volatilise or be released into the  
159 water phase during re-pulping) and the most persistent in the environment. The procedure involved  
160 the following four steps: 1) compiling an inventory of chemicals that may be used in the paper and  
161 printing industries or which may have been identified in paper (corresponding to the list of about  
162 10,000 substances mentioned above), 2) identifying potentially harmful chemicals, 3) identifying  
163 chemicals primarily associated with solids (i.e. paper fibres) and 4) identifying chemicals  
164 characterised as not readily biodegradable. Steps 1) through 4) were carried out consecutively,  
165 thereby filtering out less problematic substances in relation to paper recycling. The remaining list of  
166 chemicals therefore represented substances that should be prioritised in future scenarios  
167 characterising paper and addressing paper recycling. See Figure 1 for an illustration of the  
168 procedure.



169

170 **Figure 1.** Schematic representation of the methodology applied in selecting relevant chemicals of  
 171 interest.

172 In Step 2), chemicals were selected in accordance with Annex XIV of European REACH  
 173 Regulation (EC, 2006) and according to the following criteria: i) substances classified in hazard  
 174 class “carcinogenicity” (categories 1A and 1B, Carc. 1A or 1B) (EC, 2008), ii) substances classified  
 175 in hazard class “germ cell mutagenicity” (categories 1A and 1B, Muta. 1A or 1B) (EC, 2008), iii)  
 176 substances classified in hazard class “reproductive toxicity” (categories 1A and 1B, Repr. 1A or 1B)  
 177 (EC, 2008), iv) substances classified as “Persistent, Bioaccumulative and Toxic (PBT)” (according  
 178 to Annex III in (EC, 2006)), v) substances classified as “very Persistent and very Bioaccumulative  
 179 (vPvB)” (according to Annex III in (EC, 2006)) and vi) substances characterised as “Endocrine  
 180 Disrupting Chemicals (EDCs)” (WHO, 2002) for which scientific evidence of possible serious  
 181 effects on human health and/or the environment could be found. The chemicals selected based on  
 182 Step 2 included all substances fulfilling at least one of the abovementioned criteria. Only substances  
 183 with sufficient information available were selected in Step 2; in other words, those with non-  
 184 published or incomplete hazard assessments were not included. In practice this means that the  
 185 number of chemicals finally selected in this study might be underestimated, as future hazard

186 assessments of chemicals included in inventory list (Step 1) may reveal additional substances  
187 fulfilling the Step 2 criteria.

188 Step 3) was based on the methodology described by Baun et al. (Baun et al., 2006), where  
189 partitioning between phases is based on the potential of a given chemical to be adsorbed to solids, to  
190 volatilise or to remain dissolved in the aqueous phase. Influence of particular paper production  
191 processes (pulping, coating, drying, etc.) on phase distribution of substances is out of the scope of  
192 the present work and was not considered.

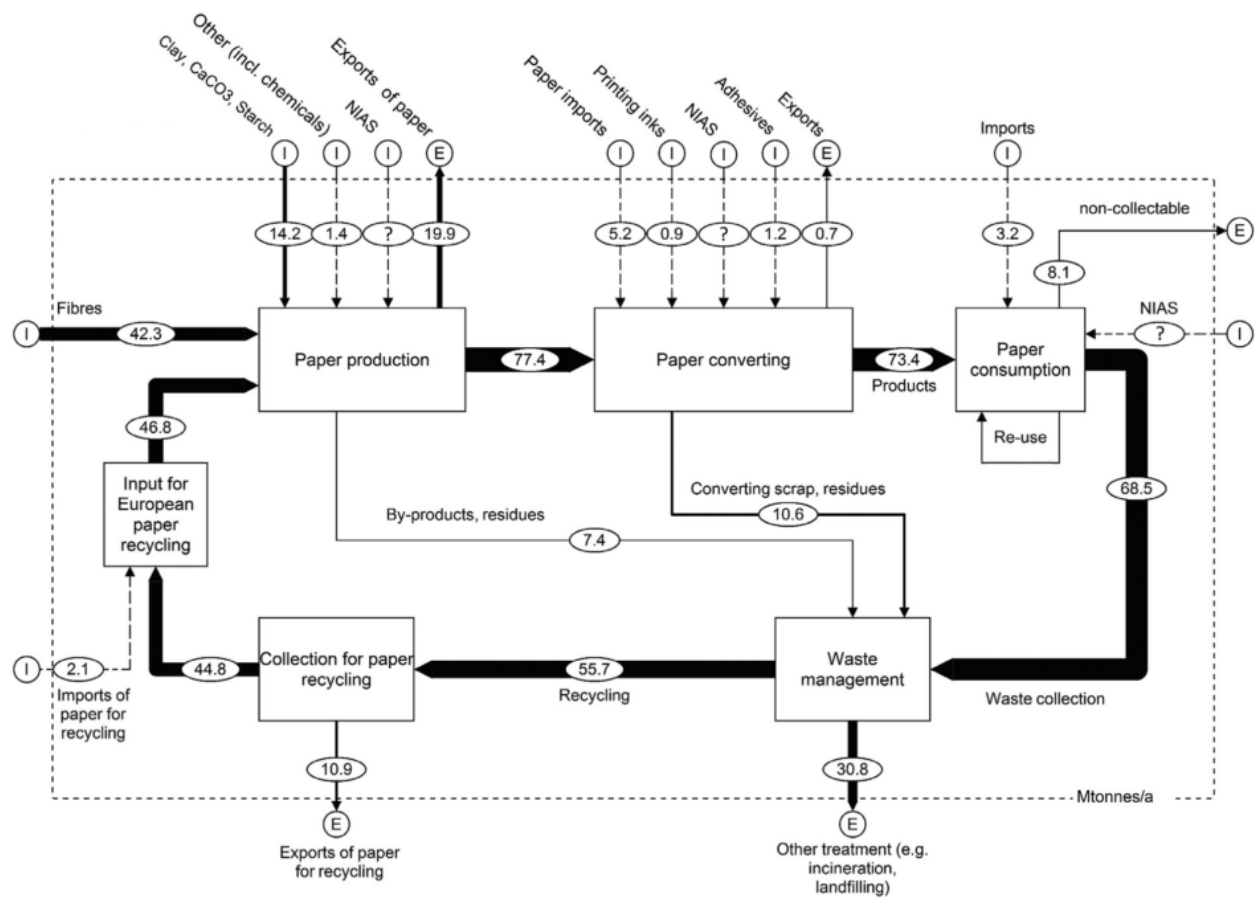
193 In Step 4) of the screening process, chemicals were assessed in accordance with their  
194 biodegradability and then classified into persistent, inherently and readily biodegradable.  
195 Classification was based either on the Biowin models 3 and 5, included in EpiSuite 4.1 (U.S. EPA,  
196 2013) with cut-off values as presented by Baun et al. (Baun et al., 2006), or on scientific literature  
197 providing experimental biodegradation results. Relevance of biodegradability of chemicals to  
198 particular processes in paper recycling was not established, as the variations associated with  
199 different steps of the paper lifecycle (i.e. paper production, manufacturing, use, waste paper  
200 collection, re-processing, etc.) are potentially large.

## 201 **3. Results and Discussion**

### 202 **3.1 Overview of substances**

203 Figure 2 presents material flows of European paper recycling, indicating points where chemicals are  
204 introduced into the loop. Most non-fibrous materials are introduced in the paper production step, but  
205 they are almost entirely represented by non-hazardous naturally occurring substances such as clay,  
206 CaCO<sub>3</sub> and starch. No quantitative data were available regarding chemicals added non-intentionally  
207 into the loop (i.e. Non-Intentionally Added Substances, NIAS). An overview of each of the sources  
208 contributing to the final list in Step 1 is presented in Table 1. Although the paper industry uses high

209 volumes of chemical substances (Figure 2), it is evident that a much higher variety of chemicals  
 210 associated with paper products derives from printing (Table 1).



211  
 212 **Figure 2.** Material flow of the European paper recycling loop. Dotted lines indicate points where  
 213 chemicals are introduced (Based on (CEPI, 2013a, 2013b; EUPIA, 2013; FEICA, 2008.; ITC, 2014)  
 214 and personal communication with the Confederation of European Paper Industries (CEPI)).

215 Due to the large number of chemicals identified in Step 1, attributing to each of them a  
 216 potential use by industry is practically impossible. Nevertheless, most of the substances used in  
 217 paper production can be attributed to fillers, binders, retention aids, wet/dry-strength agents,  
 218 coaters, biocides, dispersers, etc. (ZELLCHEMING, 2008). In the printing industry the vast  
 219 majority of chemicals are used as solvents, dyes, inks, pigments, binders, curing agents and photo-

220 initiators, plasticisers, surfactants, etc. (Miljøstyrelsen, 2011a) Only a small fraction (157) of the  
 221 almost 10,000 substances could be identified in Step 2. Figure 3a presents the distribution of  
 222 substances on Step 2 list in accordance with their use by industries throughout the lifecycle of  
 223 paper. Only 10 of the chemicals are used exclusively in paper production (mainly biocides).  
 224 Conversely, 133 chemicals were attributed to the printing industry, most of which are solvents and  
 225 polymeric resins employed in inks, pigments and dyes. Chemicals which could not be attributed  
 226 either to paper production or to the printing sector (14) could potentially be by-products or  
 227 contaminants introduced into the production cycle through recycled paper.

228 **Table 1.** Data sources used in the study and their quantitative contribution to Step 1 list of  
 229 chemicals.

Source	Number	Description	Industry	Reference
	<b>of</b>			
	<b>chemicals</b>			
<b>Literature</b>	348	Scientific literature providing analytical data on the identification or quantification of chemicals in paper and/or board	Paper and paper product manufacturing, and NIAS	(Biedermann et al., 2013, 2010; Binderup et al., 2002; BMELV, 2012; Bradley et al., 2008; Castle et al., 1997a, 1997b; Fierens et al., 2012; Gehring et al., 2004; LeBel et al., 1991; Liao and Kannan, 2011; Miljøstyrelsen, 2011b, 2003a, 2003b; Ozaki et al., 2004; Parry, 2001; Petersen et al., 2013; Poças et al., 2010; Riber et al., 2009; Rotter et al., 2004; Sipiläinen-Malm et al., 1997; Storr-Hansen and Rastogi, 1988; Sturaro et al., 2006; Vinggaard et al., 2000; Zheng et al., 2001)

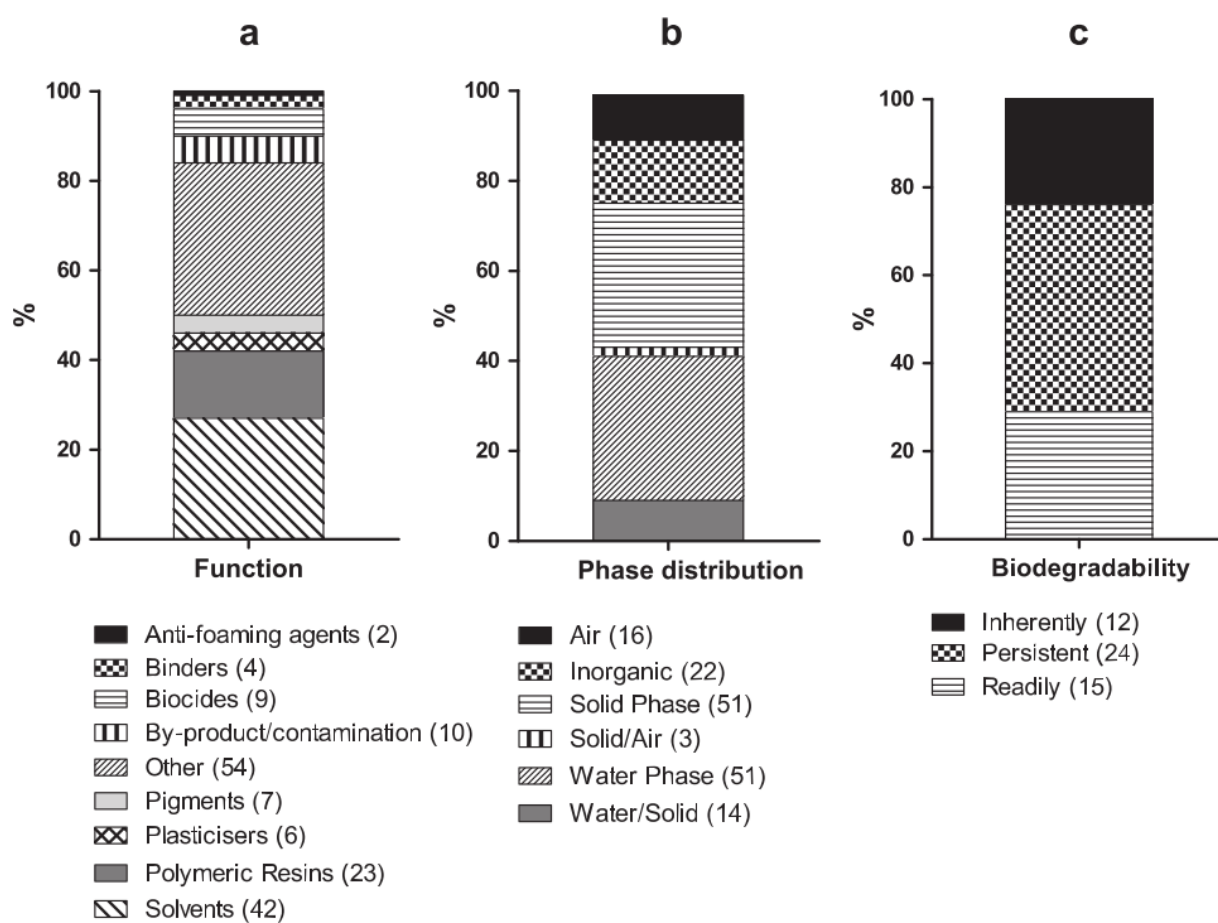
<b>Danish product register</b>	75	Chemicals used in preparations of articles. Danish industry for pulp, paper and paper products	Paper and paper product manufacturing	(SPIN, 2013)
<b>Swedish product register</b>	144	Chemicals used in preparations of articles. Swedish industry for pulp, paper and paper products	Paper and paper product manufacturing	(KEMI, 2014)
<b>Danish Environmental Protection Agency</b>	415	Inventory of chemicals used by the Danish printing industry	Paper product manufacturing*	(Miljøstyrelsen, 2011a)
<b>RiskCycle</b>	12	Database of chemical additives used in paper production	Paper manufacturing	(Riskcycle, 2013)
<b>ZELLCHEMING</b>	44	Chemical additives for the production of pulp and paper	Paper manufacturing	(ZELLCHEMING, 2008)
<b>EFSA</b>	223	Chemicals currently used in the manufacture of paper and board	Paper manufacturing	(EFSA, 2012a)
<b>FDHA</b>	4575	Chemicals permitted to be used in the manufacture of	Paper product manufacturing*	(FDHA, 2005)

		packaging inks		
<b>EuPIA</b>	3858	Inventory list of chemicals used in the manufacture of food packaging inks	Paper product manufacturing*	(EuPIA, 2012)
<b>TOTAL:</b>	9694	-	-	-

230 \*not limited to paper matrix

231 Chemicals on the Step 2 list were assessed in relation to their potential partitioning between  
232 the air, aqueous and solid phases. It is evident from Figure 3b that most of the chemicals either have  
233 a higher affinity for a solid matrix (51) or remain dissolved in the water phase (51). Sixteen of the  
234 chemicals on the list are relatively volatile and could potentially escape through volatilisation in the  
235 production process, while an additional 22 substances on the list are inorganic, and although two of  
236 them (i.e. mercury and carbon disulphide) may partially volatilise, the distribution of the rest will  
237 depend very much on specific conditions in the paper processing stages (e.g. pH, redox conditions,  
238 presence of organic matter, etc.) and are difficult to predict. Chemicals remaining in the solid matrix  
239 are of particular interest in terms of paper recycling.

240 In the following step (Step 4) the biodegradability of the previously identified chemicals was  
241 assessed. As presented in Figure 3c, most of the substances that showed affinity for the solid phase  
242 were characterised as persistent (24), while the 27 remaining chemicals could be classified as  
243 inherently (12) and readily biodegradable (15).



244

245 **Figure 3.** Distribution of the use of chemicals from Step 2 list (3a); phase distribution of chemicals,  
 246 i.e. Step 3 list (3b); biodegradability of chemicals associated with the solid phase, i.e. Step 4 list  
 247 (3c).

248 While the list of potential priority chemical substances may not be exhaustive (as the  
 249 screening can only be based on available information about substances), it nevertheless clearly  
 250 indicates that concerns regarding their presence in paper and their potential accumulation in the  
 251 paper lifecycle may be pertinent to a relatively small number. The list therefore forms a systematic  
 252 basis for further research in relation to paper characteristics and paper recycling. The 157  
 253 substances identified in Step 2 are grouped in the following according to their chemical structure



254 and then discussed in more detail. Individual tables listing each chemical substance according to  
255 these groups can be found in the Supplementary Materials (Tables S1-S6).

### 256 **3.2 Mineral oils**

257 The commonly used term “mineral oils” refers to a mixture of components which originate from  
258 crude oil refining processes. Mineral oils mainly contain straight and branched open-chain alkanes  
259 (paraffins), alkylated cycloalkanes (naphthenes) and aromatic hydrocarbons (EFSA, 2012b), and  
260 their final composition will depend largely on the initial composition of the crude oil, as well as the  
261 refinery treatment (e.g. alkylation, hydro-treatment, cracking, extraction, etc.). Although the Joint  
262 FAO/WHO Expert Committee on Food Additives (JECFA) recently withdrew previously  
263 established acceptable daily intakes in relation to mineral oils (JECFA, 2012), the JECFA  
264 assessment refers to highly-refined mineral oils free from aromatic hydrocarbons. On the other  
265 hand, paper products were shown to contain technical-grade mineral oils which may include  
266 aromatic hydrocarbons (Biedermann and Grob, 2010). Grob et al. (Droz and Grob, 1997) found  
267 that, at least initially, printing inks (solvents in particular) used in paper products are the main  
268 source of mineral oils in paper. Further studies have also posited that mineral oils may derive from  
269 recycled waste paper (Biedermann and Grob, 2010; Biedermann et al., 2011b).

270 Out of the 157 chemicals included in the Step 2 list, 49 were classified as mineral oils (Table  
271 S1 (Supplementary Material)) and characterised as carcinogens, while some are also mutagenic  
272 substances. The chemicals presented herein are not single substances but rather mixtures of  
273 substances containing various hydrocarbons. Being mixtures rather than single substances, mineral  
274 oils can be used in a variety of applications in the industry, i.e. from solvents and as the basis for  
275 polymeric resins through to lubricants and cleaning agents for machinery (EFSA, 2012b;  
276 Miljøstyrelsen, 2011a). Most of the scientific studies currently available focus on mineral oil  
277 content in paper used for food packaging (e.g. (Biedermann and Grob, 2010; Biedermann et al.,

278 2011a, 2011b; Droz and Grob, 1997)), as migration into foodstuffs remains one of the most  
279 important sources of consumer exposure (EFSA, 2012b). As they are hydrophobic substances,  
280 mineral oils may not be removed in water-based processes of paper recycling (i.e. pulping,  
281 deinking, washing), remain in the solid matrix and have a high chance of persisting in the recycling  
282 process and being reintroduced into newly manufactured products (BMELV, 2012). Such a scenario  
283 is unlikely for some of the lighter mineral oils, which are expected to escape due to volatilisation in  
284 e.g. paper drying step. A recent study (BMELV, 2012) showed that the deinking process reduces  
285 insignificantly the concentration of mineral oils, while paper drying is the main process for their  
286 removal (around 30% (Biedermann et al., 2011b)) – still resulting on average in 340 mg/kg (<C<sub>24</sub>)  
287 in unprinted food-packaging board produced (Biedermann and Grob, 2012). One study showed that  
288 even the presence of a barrier (e.g. plastic foil) may not always prevent the migration of mineral oils  
289 from packaging into a food product (Fiselier and Grob, 2012), and a biodegradation assessment has  
290 shown that a significant number of mineral oils (15) can be classified as persistent, making  
291 bioaccumulation relevant for some.

292 Due to the diversity of mineral oils, and the fact that they are mixtures, identifying and  
293 quantifying single constituents (as the ones presented in Table S1 (Supplementary Material)) is  
294 practically impossible. As a result, mineral oils are analysed instead as sum parameters (e.g. the  
295 Hydrocarbon Oil Index), with fractioning based on the number of carbon atoms in the chemical  
296 (Droz and Grob, 1997; Pivnenko et al., 2013) or fractioning between mineral oil saturated and  
297 aromatic hydrocarbons (Biedermann and Grob, 2010; Biedermann et al., 2011b). The study  
298 conducted by Pivnenko et al. (2013) showed the presence of mineral oils in all the analysed waste  
299 paper fractions, with the highest concentrations (up to 1,800 mg/kg) identified in newspapers and  
300 tissue paper. Similarly, among waste paper materials fed into the German recycling loop,  
301 newspapers were identified as the main source of mineral oils (BMELV, 2012). Their presence in

302 newspapers can be attributed to solvents and processes used in cold off-set printing (Biedermann  
303 and Grob, 2010), while mineral oils in tissue paper may indicate the introduction of chemicals  
304 during the product's life span and waste management. Both studies mentioned above (BMELV,  
305 2012; Pivnenko et al., 2013) present relatively stable concentrations of mineral oils in a variety of  
306 board products, potentially indicating a contribution made by newspaper recycling.

### 307 **3.3 Phthalates**

308 Most phthalates are used as plasticisers in the preparation of printing inks, lacquers and dispersion  
309 glues (BfR, 2007; CDC, 2009), though they can also be used as softeners in tissue paper  
310 (Miljøstyrelsen, 2003a). From the Step 2 list, seven phthalates were identified (Table S2  
311 (Supplementary Material)), the majority of which are classified as EDCs, while reproductive  
312 toxicity is also attributed to some. Phase distribution assessment (Step 3) revealed that phthalates  
313 may be retained in the paper and pulp solid matrices and could potentially follow the production  
314 process until the final product. Benzyl butyl phthalate (BBP), Dibutyl phthalate (DBP) and  
315 Diethylhexyl phthalate (DEHP) are classified as persistent, according to the criteria used. Table S2  
316 (Supplementary Material) reveals the range of concentrations of phthalates quantified in paper, with  
317 Diisobutyl phthalate (DIBP) reaching the highest concentrations (up to 120 mg/kg). A study  
318 conducted by a German authority (BMELV, 2012) showed that phthalates were mainly present (up  
319 to 35 mg/kg) in board, waste paper from offices, specialty paper and papers containing relatively  
320 high amounts of glue. In contrast, newspapers, magazines and advertisements contained almost one  
321 order of magnitude lower phthalate concentrations (BMELV, 2012). These results could potentially  
322 indicate adhesives as the main source of phthalates in paper for recycling.

323 Experimental results involving four separate recycling facilities producing board for food  
324 packaging indicated that in the recycling process, phthalates have a high affinity for paper fibres,  
325 moving through the production line and then into final products (BMELV, 2012). Particularly, the

326 study showed that DIBP, DBP and DEHP have a tendency (on average) to accumulate in board  
327 produced from recycled paper. On the other hand, the same study showed that virgin fibre-based  
328 board contained phthalates in lower concentrations (<0.2 mg/kg) well below one order of  
329 magnitude.

### 330 **3.4 Phenols**

331 Among the 157 chemicals in Step 2, eight were identified as phenols (Table S3 (Supplementary  
332 Material)), all of which fulfilled the EDCs criteria. The use of phenols in the paper industry varies  
333 significantly; for example, Bisphenol A (BPA) is used as a developer in thermal paper and  
334 pentachlorophenol as a biocide in paper production (Mendum et al., 2011; ZELLCHEMING, 2008).  
335 Octylphenol, 4-nonylphenol and 4-tert-octylphenol are used in polymeric resins employed in ink  
336 preparation (EuPIA, 2012), while nonylphenol is part of some surfactants used in the printing  
337 (Miljøstyrelsen, 2011a). The majority of thermal paper is used in cash register receipts, which may  
338 contain up to 17,000 mg/kg of BPA (Miljøstyrelsen, 2011b). The remaining chemicals in Table S3  
339 (Supplementary Material) show significantly lower concentration ranges (0.01-68.9 mg/kg) when  
340 compared to those of BPA (0.068-17,000 mg/kg).

341 Liao & Kannan (2011) detected BPA in the majority of 99 paper products analysed, which  
342 included magazines, paper towels, napkins, flyers, printing papers, etc., thus indicating potential  
343 spreading due to recycling. Similarly, another study (BMELV, 2012) found the highest  
344 concentrations of BPA in board packaging which was assumed to have the highest content of  
345 recycled paper. Structural BPA analogues (e.g. BPB, BPS, BPF, etc.) are available on the market,  
346 but the potential health effects of substitutes are still to be assessed in detail (Rosenmai et al., 2013).  
347 Phenols deserve special attention in terms of paper recycling, as nearly all of them demonstrate a  
348 high affinity to solids and are persistent, according to biodegradability criteria. The removal of BPA  
349 in the deinking process has been observed to be higher than 50%, but this still resulted in average

350 concentrations of BPA of 10 mg/kg in the board produced (BMELV, 2012). This was in contrast to  
351 board based on virgin fibres, where no BPA was detected.

### 352 **3.5 Parabens**

353 Esters of *p*-hydroxybenzoic acid, or parabens, are commonly used as preservatives in a variety of  
354 consumer products (Miljøstyrelsen, 2013). Butyl, ethyl, methyl and propyl parabens, identified in  
355 Step 2 (Table S4 (Supplementary Material)) and which may be used as preservatives and biocides  
356 by both the paper and the printing sectors (Miljøstyrelsen, 2011a; Vinggaard et al., 2000), are all  
357 classified as EDCs and show a tendency to remain in aqueous solution. Hence, they can be expected  
358 to be removed in the wet end of paper production. Only butyl and propyl parabens show a partial  
359 affinity to solids, which may constitute an issue in paper recycling. Although no limit values for  
360 chemicals in paper in Table S4 (Supplementary Material) were available, ‘no release of substances  
361 in quantities which have an antimicrobial effect’ applies to food-contact paper, in accordance with  
362 paper industry guidelines (CEPI, 2012). In a study investigating the oestrogenic potential of paper  
363 for household use, parabens (methyl and propyl paraben) were identified only in samples of paper  
364 made from virgin fibres (Vinggaard et al., 2000).

### 365 **3.6 Inorganics**

366 Out of the 157 chemicals, 22 substances were inorganic (Table S5 (Supplementary Material)).  
367 Inorganic chemicals in general, and potentially toxic metals in particular, are used mostly in  
368 pigment preparation and coatings (Miljøstyrelsen, 2011a). The presence of Hg could not be  
369 attributed to any particular process, and it was therefore assumed to be the result of impurities  
370 and/or contamination (Huber, 1997). Nevertheless, two studies addressing waste paper composition  
371 found Hg in measurable concentrations (Riber et al., 2009; Rotter et al., 2004). Most of the  
372 chemicals presented in Table S5 (Supplementary Material) have not been reported based on

373 analytical experiments but rather from inventory lists indicating their use by industry.  
374 Concentrations of Hg ranged from 0.01 to 0.386 mg/kg, Cd ranged from 0.02 to 0.3 mg/kg, while  
375 total Cr was found in the highest concentrations at between 1.1 and 92 mg/kg of paper. Since some  
376 pigments and dyes may contain Pb, one study showed that journals and magazines contained the  
377 highest concentrations (up to 400 mg/kg) of Pb in recyclable waste paper (BMELV, 2012). The  
378 same study also mentioned that the levels of Hg and Cd found were negligible. The limit values for  
379 Cd, Pb and Hg in paper and board intended for use in food packaging were set at 0.5, 3.0 and 0.3  
380 mg/kg, respectively (CEPI, 2012).

381 Due to the nature of inorganic constituents in waste paper, their removal in the recycling  
382 process may vary. One relevant study (BMELV, 2012) indicated that newly produced paper  
383 products based on recycled paper may still contain considerable concentrations of Pb (up to 26  
384 mg/kg), while concentrations of some metals (Sn, Sb) may even increase during paper recycling,  
385 potentially indicating release from machinery (BMELV, 2012). Nevertheless, the authors of the  
386 study indicated that the presence of potentially toxic metals in the concentrations measured should  
387 not pose health hazards, even if the paper is to be used for food packaging.

### 388 **3.7 Other substances**

389 The remaining substances not falling within the previous groups amounted to 67 out of the original  
390 157 (Table S6 (Supplementary Material)). Although data on their identification in paper are scarce,  
391 several of the chemicals have been quantified in the scientific literature and reports (BMELV, 2012;  
392 Ozaki et al., 2004; Storr-Hansen and Rastogi, 1988; Zheng et al., 2001). Polychlorinated biphenyls  
393 (PCBs) are classified as “Persistent Organic Pollutants” and are no longer used in paper production  
394 (e.g. in the carbonless copy paper), as they were abolished in 1993 (Breivik et al., 2007).  
395 Nevertheless, PCBs may persist in the environment, for example accumulated in trees (Hermanson  
396 and Johnson, 2007) or other sources (e.g. books and archives), and they may therefore be

397 introduced into the paper production process. Diisopropyl naphthalene (DIPN) substitutes for PCBs  
398 in carbonless copy paper and may be used in other applications (Biedermann and Grob, 2012). It  
399 was shown that among the waste paper analysed, office paper contained the highest concentrations  
400 of DIPN (up to 1,400 mg/kg), indicating that specialty paper and the use of recycled paper are  
401 important sources thereof (BMELV, 2012). The study also showed that unconverted board made  
402 from recycled paper and intended for food packaging may contain DIPN ranging from 11 to 27  
403 mg/kg.

404 Although, since the early 1990s, restrictions in developed countries on the use of elemental  
405 chlorine in the paper bleaching process have lowered the possibility of dioxin and furan formation  
406 (Ginebreda et al., 2012), these substances may still be detectable in paper products and other  
407 papermill outputs, albeit at very low levels (Latorre et al., 2005). The presence of dioxins and furans  
408 estimated in papermill effluent waters was in the range of approximately 1-10 ng/m<sup>3</sup> (Latorre et al.,  
409 2005), while Munawar et al. identified both in lake sediments near pulp and papermill facilities  
410 (Munawar et al., 2000). Another study showed waste paper as the main source of dioxins and furans  
411 in a paper recycling facility (Santl et al., 1994). The issue is especially relevant for emerging  
412 economies, where potentially more lenient environmental legislations are applied and elemental  
413 chlorine may still be in use, thus resulting in detectable levels of dioxins and furans in pulp, paper  
414 and effluents (Thacker et al., 2007; Zheng et al., 2001).

415 The attention of the paper industry to some of the chemicals listed in Table S6  
416 (Supplementary Material) has already been drawn, leading to setting limit concentration values for  
417 paper and board used in food packaging: DIPN is subject to tests only in products containing  
418 recycled paper, and these concentrations should be 'as low as technically possible' (CEPI, 2012).  
419 The same guidelines set the limit concentration of Mechler's ketone as low as 0.0016 mg/dm<sup>2</sup>.

### 420 **3.8 Implications for waste paper recycling and needs for future research**

421 Although a relatively small number of substances were identified as critical (157 out of  
422 approximately 10,000), there is a need for more information on their presence in waste paper  
423 intended for recycling. Quantitative information on the presence of these substances could provide a  
424 basis for establishing a priority list of chemicals to be monitored in waste paper prior to recycling as  
425 well as in the final paper products. Although the paper industry has already placed focus on a range  
426 of substances (e.g. BPA, BBP), the analytical methods needed to monitor others (e.g. substances  
427 constituting mineral oils) are not readily available and represent a challenge for future research.  
428 While the specific conditions of the paper recycling processes (i.e. temperature, pH, residence time,  
429 etc.) may influence the distribution of chemical substances between the solid, air, and liquid phases,  
430 more analyses are needed to fully document substance distributions.

431 A general lack of transparency related to the use of specific chemicals for example in the  
432 printing industry contributes with uncertainty about the substance load associated with paper  
433 products and thereby also with the subsequent quality of waste paper as a resource for recycling.  
434 Many of the substances screened in this study could not exclusively be associated with paper  
435 printing; however, the substances could not be excluded either based on available information.

436 While banning or gradual phasing out of critical substances in paper production may in the  
437 future lead to less chemical substances in paper for recycling, increased source-segregation of  
438 individual paper types may also be necessary to ensure a high quality of the paper actually collected  
439 for recycling. The preliminary results also indicate the necessity of addressing material quality  
440 when establishing target recycling rates. Too high levels of critical substances in waste paper may  
441 ultimately mean that this paper should be routed to thermal treatment, thereby enabling the  
442 destruction of persistent organic chemicals.

#### 443 **4. Conclusions**



444 The literature review clearly demonstrated that paper and board products, as well as waste paper,  
445 may potentially contain a large number of chemical substances, many of these associated with the  
446 printing industry. From a total list of 10,000 identified chemicals potentially present in paper  
447 products, 157 were classified as hazardous. Fifty-one of these substances were identified as critical  
448 as they were likely to remain in the solid matrix during paper recycling and thereby end up in new  
449 products based on recycled fibres. The analytical literature reviewed indicated presence of several  
450 substances (e.g. phthalates, phenols) in higher concentrations in recycled paper when compared to  
451 virgin-fibre based products. If such recycled paper products include food packaging, migration into  
452 foodstuff is potentially possible. As almost half of these chemicals (24) are classified as persistent  
453 and potentially bio-accumulating, this may pose a risk for consumers. Most of the 51 chemicals are  
454 intentionally added during manufacturing, while some of the substances (5) could not be attributed  
455 to any of the sectors within the paper industry. These substances may either be added unknowingly  
456 by the industry, or originate from contamination of the paper during the use phase or during  
457 collection and handling in the waste management phase. The study clearly demonstrates that there  
458 is a need for more comprehensive quantitative data documenting the levels of potentially hazard  
459 substances in paper sent to recycling as well as the final paper products. Based on the hazard  
460 screening procedure, 51 substances have been identified as potentially critical. It is recommended  
461 that analytical efforts are directed towards these substances.

## 462 **Acknowledgements**

463 The authors wish to thank the Confederation of European Paper Industries (CEPI) for facilitating  
464 the data collection and providing constructive comments. Veronica Martinez Sanchez and Dr.  
465 Alessio Boldrin (DTU Environment) are gratefully acknowledged for commenting on the  
466 manuscript and engaging in constructive discussions. The Danish Research Council is acknowledge  
467 for financial support through the 3R Research School and the IRMAR project.

468 **References**

- 469 Baun, A., Eriksson, E., Ledin, A., Mikkelsen, P.S., 2006. A methodology for ranking and hazard  
470 identification of xenobiotic organic compounds in urban stormwater. *Sci. Total Environ.* 370,  
471 29–38. doi:10.1016/j.scitotenv.2006.05.017
- 472 Becerra, V., Odermatt, J., 2012. Detection and quantification of traces of bisphenol A and bisphenol  
473 S in paper samples using analytical pyrolysis-GC/MS. *Analyst* 137, 2250–9.  
474 doi:10.1039/c2an15961a
- 475 Begley, T.H., Hsu, W., Noonan, G., Diachenko, G., 2008. Migration of fluorochemical paper  
476 additives from food-contact paper into foods and food simulants. *Food Addit. Contam. Part A.*  
477 *Chem. Anal. Control. Expo. Risk Assess.* 25, 384–90. doi:10.1080/02652030701513784
- 478 BfR, 2007. Di-isobutylphthalate in food-contact paper and board, Working group “Paper and  
479 board”, Federal Institute for Risk Assessment.  
480 [http://www.bfr.bund.de/cm/349/di\\_isobutylphthalate\\_in\\_food\\_contact\\_paper\\_and\\_board.pdf](http://www.bfr.bund.de/cm/349/di_isobutylphthalate_in_food_contact_paper_and_board.pdf)  
481 (accessed Feb 2014)
- 482 Biedermann, M., Grob, K., 2010. Is recycled newspaper suitable for food contact materials?  
483 Technical grade mineral oils from printing inks. *Eur. Food Res. Technol.* 230, 785–796.  
484 doi:10.1007/s00217-010-1223-9
- 485 Biedermann, M., Grob, K., 2012. On-line coupled high performance liquid chromatography-gas  
486 chromatography for the analysis of contamination by mineral oil. Part 2: migration from  
487 paperboard into dry foods: interpretation of chromatograms. *J. Chromatogr. A* 1255, 76–99.  
488 doi:10.1016/j.chroma.2012.05.096
- 489 Biedermann, M., Ingenhoff, J.-E., Barbanera, M., Garbini, D., Grob, K., 2011a. Migration of  
490 Mineral Oil into Noodles from Recycled Fibres in the Paperboard Box and the Corrugated  
491 Board Transport Box as well as from Printing Inks: A Case Study. *Packag. Technol. Sci.* 24,  
492 281–290. doi:10.1002/pts.937
- 493 Biedermann, M., Ingenhoff, J.-E., Zurfluh, M., Richter, L., Simat, T., Harling, A., Altkofer, W.,  
494 Helling, R., Grob, K., 2013. Migration of mineral oil, photoinitiators and plasticisers from  
495 recycled paperboard into dry foods: a study under controlled conditions. *Food Addit. Contam.*  
496 *Part A. Chem. Anal. Control. Expo. Risk Assess.* 30, 885–98.
- 497 Biedermann, M., Uematsu, Y., Grob, K., 2011b. Mineral oil contents in paper and board recycled to  
498 paperboard for food packaging. *Packag. Technol. Sci.* 24, 61–73. doi:10.1002/pts.914
- 499 Biedermann, S., Tschudin, P., Grob, K., 2010. Transfer of bisphenol A from thermal printer paper  
500 to the skin. *Anal. Bioanal. Chem.* 398, 571–6.
- 501 Binderup, M.L., Pedersen, G.A., Vinggaard, A.M., Rasmussen, E.S., Rosenquist, H., Cederberg, T.,  
502 2002. Toxicity testing and chemical analyses of recycled fibre-based paper for food contact.  
503 *Food Addit. Contam.* 19 Suppl, 13–28.

- 504 BMELV, 2012. Ausmaß der Migration unerwünschter Stoffe aus Verpackungsmaterialien aus  
505 Altpapier in Lebensmitteln, BMELV (German Federal Ministry of Food, Agriculture and  
506 Consumer Protection). <http://download.ble.de/09HS012.pdf> (accessed Jan 14).
- 507 Bradley, E.L., Honkalampi-Hämäläinen, U., Weber, A., Andersson, M.A., Bertaud, F., Castle, L.,  
508 Dahlman, O., Hakulinen, P., Hoornstra, D., Lhuguenot, J.-C., Mäki-Paakkanen, J., Salkinoja-  
509 Salonen, M., Speck, D.R., Severin, I., Stamatii, A., Turco, L., Zucco, F., von Wright, A.,  
510 2008. The BIOSAFEPAPER project for in vitro toxicity assessments: preparation, detailed  
511 chemical characterisation and testing of extracts from paper and board samples. *Food Chem.*  
512 *Toxicol.* 46, 2498–509.
- 513 Breivik, K., Sweetman, A., Pacyna, J.M., Jones, K.C., 2007. Towards a global historical emission  
514 inventory for selected PCB congeners--a mass balance approach 2. *Emissions. Sci. Total*  
515 *Environ.* 377, 296–307. doi:10.1016/j.scitotenv.2007.02.026
- 516 Castle, L., Damant, A.P., Honeybone, C.A., Johns, S.M., Jickells, S.M., Sharman, M., Gilbert, J.,  
517 1997a. Migration studies from paper and board food packaging materials. Part 2. Survey for  
518 residues of dialkylamino benzophenone UV-cure ink photoinitiators. *Food Addit. Contam.* 14,  
519 45–52.
- 520 Castle, L., Offen, C.P., Baxter, M.J., Gilbert, J., 1997b. Migration studies from paper and board  
521 food packaging materials. 1. Compositional analysis. *Food Addit. Contam.* 14, 35–44.
- 522 CDC, 2009. Fourth national report on human exposure to environmental chemicals, Department of  
523 Health and Human Services, Centers for Disease Control and Prevention, Atlanta GA, USA.
- 524 CEPI, 2012. Industry Guideline for the Compliance of Paper & Board Materials and Articles for  
525 Food Contact, Confederation of European Paper Industries, Brussels, Belgium.
- 526 CEPI, 2013a. Key Statistics. European Pulp and Paper Industry 2012, Confederation of European  
527 Paper Industries, Brussels, Belgium.
- 528 CEPI, 2013b. CEPI sustainability report 2013. European Paper Industry - Advancing the  
529 bioeconomy, Confederation of European Paper Industries, Brussels, Belgium.
- 530 Droz, C., Grob, K., 1997. Determination of food contamination by mineral oil material from printed  
531 cardboard using on-line coupled LC-GC-FID. *Zeitschrift für Leb. und -forsch. A* 239–241.
- 532 EC, 2004. European Commission (EC), Regulation No 1935/2004 of the European Parliament and  
533 of the Council of 27 October 2004 on materials and articles intended to come into contact with  
534 food and repealing Directives 80/590/EEC and 89/109/EEC. *Off J Eur Union* L338: 4–17.
- 535 EC, 2006. European Commission (EC), Regulation No 1907/2006 of the European Parliament and  
536 the Council of 18 December 2006 concerning the Registration, Evaluation, Authorisation and  
537 Restriction of Chemicals (REACH), establishing a European Chemicals Agency, amending  
538 Directive 1999/45/EC and. *Off J Eur Union* L396: 1–849.

- 539 EC, 2008. European Commission (EC), Regulation No 1272/2008 of the European Parliament and  
540 of the Council of 16 December 2008 on classification, labelling and packaging of substances  
541 and mixtures, amending and repealing Directives 67/548/EEC and 1999/45/EC, and amending  
542 Regulation (EC) No 1. Off J Eur Union L353: 1–1355.
- 543 EFSA, 2012a. Report of ESCO WG on non-plastic Food Contact Materials, European Food Safety  
544 Authority (EFSA), Parma, Italy 1–63.
- 545 EFSA, 2012b. Scientific Opinion on Mineral Oil Hydrocarbons in Food. EFSA J. 10(6), 2704–  
546 2889.
- 547 EuPIA, 2012. Inventory list - version June 2012. Comprising of packaging ink raw materials  
548 applied to the non-food contact surface of food packaging. European Printing Ink Association.  
549 Brussels, Belgium.
- 550 EuPIA, 2013. Annual report. European Printing Ink Association.  
551 [http://www.eupia.org/uploads/tx\\_edm/EuPIA\\_Annual\\_Report\\_2013.pdf](http://www.eupia.org/uploads/tx_edm/EuPIA_Annual_Report_2013.pdf) (accessed Mar 2014).
- 552 FDHA, 2005. Ordinance of the FDHA on Materials and Articles RS 817.023.21, Swiss Federal  
553 Department of Home Affairs (FDHA).
- 554 FEICA, 2008. Adhesives and sealants demand in Europe in 2008. Market statistics. European  
555 Adhesives and Sealant Industry.  
556 [http://www.feica.com/~feica/index.php?option=com\\_content&view=article&id=28&Itemid=5](http://www.feica.com/~feica/index.php?option=com_content&view=article&id=28&Itemid=52)  
557 2 (accessed Mar 2014).
- 558 Fierens, T., Servaes, K., Van Holderbeke, M., Geerts, L., De Henauw, S., Sioen, I., Vanermen, G.,  
559 2012. Analysis of phthalates in food products and packaging materials sold on the Belgian  
560 market. Food Chem. Toxicol. 50, 2575–2583.
- 561 Fiselier, K., Grob, K., 2012. Barriers against the Migration of Mineral Oil from Paperboard Food  
562 Packaging: Experimental Determination of Breakthrough Periods. Packag. Technol. Sci. 25,  
563 285–301. doi:10.1002/pts.982
- 564 Gärtner, S., Balski, M., Koch, M., Nehls, I., 2009. Analysis and migration of phthalates in infant  
565 food packed in recycled paperboard. J. Agric. Food Chem. 57, 10675–81.  
566 doi:10.1021/jf902683m
- 567 Geens, T., Goeyens, L., Kannan, K., Neels, H., Covaci, A., 2012. Levels of bisphenol-A in thermal  
568 paper receipts from Belgium and estimation of human exposure. Sci. Total Environ. 435-436,  
569 30–3. doi:10.1016/j.scitotenv.2012.07.001
- 570 Gehring, M., Tennhardt, L., Vogel, D., 2004. Bisphenol A contamination of wastepaper, cellulose  
571 and recycled paper products, in: Brebbia, C.A., Kungolos, S., Popov, V., Itoh, H. (Eds.), Waste  
572 Management and the Environment II. WIT Press, pp. 293–301.
- 573 Ginebreda, A., Guillén, D., Barceló, D., Darbra, R., 2012. Additives in the Paper Industry, in:  
574 Bilitewski, B., Darbra, R.M., Barceló, D. (Eds.), Global Risk-Based Management of Chemical

- 575 Additives I SE - 109, *The Handbook of Environmental Chemistry*. Springer Berlin Heidelberg,  
576 pp. 11–34. doi:10.1007/698\_2011\_109
- 577 Hermanson, M.H., Johnson, G.W., 2007. Polychlorinated biphenyls in tree bark near a former  
578 manufacturing plant in Anniston, Alabama. *Chemosphere* 68, 191–198.
- 579 Huber, K., 1997. *Wisconsin Mercury SourceBook*, Wisconsin Department of Natural Resources,  
580 Madison, Wisconsin, USA. <http://infohouse.p2ric.org/ref/04/03851.htm> (accessed May 2014).
- 581 ITC, 2014. *International trade in goods - Imports 2001-2013*. International Trade Center.  
582 <http://www.intracen.org/itc/market-info-tools/statistics-import-product-country/> (accessed Mar  
583 2014).
- 584 JECFA, 2012. *Joint FAO/WHO Expert Committee on Food Additives, Seventy-sixth meeting*,  
585 Geneva, Switzerland.  
586 [http://www.fao.org/fileadmin/user\\_upload/agns/pdf/76th\\_JECFA\\_summary\\_report.pdf](http://www.fao.org/fileadmin/user_upload/agns/pdf/76th_JECFA_summary_report.pdf)  
587 (accessed Oct 2014).
- 588 KEMI, 2014. *Overview of chemicals*, Swedish Chemicals Agency  
589 <http://kemi.se/en/Content/Statistics/Overview-of-chemicals/> (accessed Mar 2014).
- 590 Latorre, A., Rigol, A., Lacorte, S., Barcelo, D., 2005. Organic compounds in paper mill  
591 wastewaters, in: Barceló, D. (Ed.), *The Handbook of Environmental Chemistry, The*  
592 *Handbook of Environmental Chemistry*. Springer-Verlag, Berlin/Heidelberg, pp. 25–51.  
593 doi:10.1007/b97783
- 594 Laurijssen, J., Marsidi, M., Westenbroek, A., Worrell, E., Faaij, A., 2010. Paper and biomass for  
595 energy? *Resour. Conserv. Recycl.* 54, 1208–1218. doi:10.1016/j.resconrec.2010.03.016
- 596 LeBel, G.L., Williams, D.T., Benoit, F.M., 1991. Determination of chlorinated dibenzodioxins and  
597 dibenzofurans in selected paper products. *Chemosphere* 23, 737–746.
- 598 Liao, C., Kannan, K., 2011. Widespread occurrence of bisphenol A in paper and paper products:  
599 implications for human exposure. *Environ. Sci. Technol.* 45, 9372–9.
- 600 Lorenzini, R., Biedermann, M., Grob, K., Garbini, D., Barbanera, M., Braschi, I., 2013. Migration  
601 kinetics of mineral oil hydrocarbons from recycled paperboard to dry food: monitoring of two  
602 real cases. *Food Addit. Contam. Part A. Chem. Anal. Control. Expo. Risk Assess.* 30, 760–70.  
603 doi:10.1080/19440049.2013.766765
- 604 Mendum, T., Stoler, E., VanBenschoten, H., Warner, J.C., 2011. Concentration of bisphenol A in  
605 thermal paper. *Green Chem. Lett. Rev.* 4, 81–86. doi:10.1080/17518253.2010.502908
- 606 Miljøstyrelsen, 2003a. *Survey of chemical substances in paper handkerchiefs and toilet paper*.  
607 *Survey of chemical substances in consumer products No. 34*, Miljøstyrelsen (Danish EPA),  
608 Copenhagen, Denmark.

- 609 Miljøstyrelsen, 2003b. Survey, emission and evaluation of volatile organic chemicals in printed  
610 matter. Survey of chemical compounds in consumer products No. 36, Miljøstyrelsen (Danish  
611 EPA), Copenhagen, Denmark.
- 612 Miljøstyrelsen, 2011a. Kemikaliesubstitution i grafisk branche, Miljøprojekt Nr. 1354,  
613 Miljøstyrelsen (Danish EPA), Copenhagen, Denmark.
- 614 Miljøstyrelsen, 2011b. Migration of bisphenol A from cash register receipts and baby dummies.  
615 Survey of chemical substances in consumer products No. 110, Miljøstyrelsen (Danish EPA),  
616 Copenhagen, Denmark.
- 617 Miljøstyrelsen, 2013. Survey of parabens. Environmental project No. 1474, Miljøstyrelsen (Danish  
618 EPA), Copenhagen, Denmark.
- 619 Moench, D., Auhorn, W., 2002. Chemical additives for papermaking - Products, trends, industry  
620 consolidation, in: Annual Meeting; 88th, Pulp and Paper Technical Association of Canada. pp.  
621 109–112.
- 622 Munawar, M., Munawar, I.F., Sergeant, D., Wenghofer, C., 2000. A preliminary bioassessment of  
623 Lake Baikal sediment toxicity in the vicinity of a pulp and paper mill. *Aquat. Ecosyst. Health*  
624 *Manag.* 3, 249–257. doi:10.1080/14634980008657023
- 625 Ozaki, A., Yamaguchi, Y., Fujita, T., Kuroda, K., Endo, G., 2004. Chemical analysis and  
626 genotoxicological safety assessment of paper and paperboard used for food packaging. *Food*  
627 *Chem. Toxicol.* 42, 1323–37.
- 628 Parry, S., 2001. Neutron activation analysis of recycled paper and board in contact with food. *J.*  
629 *Radioanal. Nucl. Chem.* 248, 143–147.
- 630 Petersen, J.H., Jensen, L.K., Jespersen, H.T., Sørensen, F., Schaumburg, K., 2013.  
631 Fødevareemballager af trykt papir og pap. Udvikling og validering af analysekoncept, DTU  
632 Fødevareinstituttet (Danish National Food Institute), Søborg, Denmark.
- 633 Pivnenko, K., Eriksson, E., Astrup, T.F., 2013. Presence of potentially critical substances in waste  
634 paper, in: R. Cossu, P. He, P. Kjeldsen, Y. Matsufuji, D. Reinhart, R. Stegmann (Eds.),  
635 Proceedings of the Fourteenth Waste Management and Landfill Symposium, Sardinia 2013,  
636 S.Margherita di Pula. Proc. Sardinia 2013.
- 637 Poças, M.F., Oliveira, J.C., Pereira, J.R., Hogg, T., 2010. Consumer exposure to phthalates from  
638 paper packaging: an integrated approach. *Food Addit. Contam. Part A. Chem. Anal. Control.*  
639 *Expo. Risk Assess.* 27, 1451–9.
- 640 Riber, C., Petersen, C., Christensen, T.H., 2009. Chemical composition of material fractions in  
641 Danish household waste. *Waste Manag.* 29, 1251–7.
- 642 Riskcycle, 2013. Risk-based management of chemicals and products in a circular economy at a  
643 global scale, Chemical Additive Database. <http://www.riskcycle.es> (accessed Nov 2013).

- 644 Rosenmai, A., Dybdahl, M., Pedersen, G.A., Pedersen, M., van Vugt-Lussenburg, B., Taxvig, C.,  
645 Vinggaard, A.M., 2013. Are structural analogues to bisphenol A a safe alternative? *Toxicol.*  
646 *Lett.* 221.
- 647 Rotter, V.S., Kost, T., Winkler, J., Bilitewski, B., 2004. Material flow analysis of RDF-production  
648 processes. *Waste Manag.* 24, 1005–21.
- 649 Santl, H., Bichlmaier, A., Gruber, L., Stöhrer, E., 1994. Mass balance of polychlorinated  
650 dibenzofurans (PCDFs) and polychlorinated dibenzodioxins (PCDDs) in a recycling paper  
651 mill. *Chemosphere* 28, 1633–1639.
- 652 Sipiläinen-Malm, T., Latva-Kala, K., Tikkanen, L., Suihko, M.L., Skyttä, E., 1997. Purity of  
653 recycled fibre-based materials. *Food Addit. Contam.* 14, 695–703.
- 654 Song, Y.S., Park, H.J., Komolprasert, V., 2000. Analytical Procedure for Quantifying Five  
655 Compounds Suspected as Possible Contaminants in Recycled Paper/Paperboard for Food  
656 Packaging. *J. Agric. Food Chem.* 48, 5856–5859. doi:10.1021/jf000512x
- 657 SPIN, 2013. Substances in Preparations in Nordic countries (SPIN).  
658 <http://195.215.202.233/DotNetNuke/default.aspx> (accessed Oct 2013).
- 659 Storr-Hansen, E., Rastogi, S.C., 1988. Polychlorinated biphenyls and heavy metal levels in recycled  
660 paper for household use. *Bull. Environ. Contam. Toxicol.* 40, 451–456.
- 661 Sturaro, A., Rella, R., Parvoli, G., Ferrara, D., Tisato, F., 2006. Contamination of dry foods with  
662 trimethyldiphenylmethanes by migration from recycled paper and board packaging. *Food*  
663 *Addit. Contam.* 23, 431–6. doi:10.1080/02652030500526052
- 664 Thacker, N.P., Nitnaware, V.C., Das, S.K., Devotta, S., 2007. Dioxin formation in pulp and paper  
665 mills of India. *Environ. Sci. Pollut. Res. - Int.* 14, 225–226. doi:10.1065/espr2007.02.386
- 666 Trier, X., Granby, K., Christensen, J.H., 2011. Polyfluorinated surfactants (PFS) in paper and board  
667 coatings for food packaging. *Environ. Sci. Pollut. Res. Int.* 18, 1108–20. doi:10.1007/s11356-  
668 010-0439-3
- 669 U.S. EPA, 2013. Estimation Program Interface (EPI) Suite, v4.1, United States Environ. Prot.  
670 Agency, Washington, DC, USA. <http://www.epa.gov/oppt/exposure/pubs/episuite.htm>  
671 (accessed Feb 2014).
- 672 Villanueva, A., Wenzel, H., 2007. Paper waste - recycling, incineration or landfilling? A review of  
673 existing life cycle assessments. *Waste Manag.* 27, S29–46. doi:10.1016/j.wasman.2007.02.019
- 674 Vinggaard, A.M., Körner, W., Lund, K.H., Bolz, U., Petersen, J.H., 2000. Identification and  
675 Quantification of Estrogenic Compounds in Recycled and Virgin Paper for Household Use As  
676 Determined by an in Vitro Yeast Estrogen Screen and Chemical Analysis. *Chem. Res. Toxicol.*  
677 13, 1214–1222.

- 678 WHO, 2002. Global assessment of the state-of-the-science of endocrine disruptors, World Health  
679 Organization.
- 680 ZELLCHEMING, 2008. Chemical Additives for the Production of Pulp & Paper, Ed. by  
681 ZELLCHEMING Technical Committee “Chemical Additives (CHAD)”, Deutscher Fachverlag  
682 Publisher.
- 683 Zheng, M.-H., Bao, Z.-C., Zhang, B., Xu, X.-B., 2001. Polychlorinated dibenzo-p-dioxins and  
684 dibenzofurans in paper making from a pulp mill in China. *Chemosphere* 44, 1335–1337.
- 685