

# The quantum and anharmonic effects on the vibrational and superconducting properties of $\text{H}_3\text{Se}$ in $Im\bar{3}m$ phase under high pressure

Yao Ma,<sup>1</sup> Mingqi Li,<sup>1</sup> Wenjia Shi,<sup>1</sup> Vei Wang,<sup>1</sup> Pugeng Hou,<sup>2,\*</sup> and Mi Pang<sup>1,†</sup>

<sup>1</sup>*Department of Applied Physics, School of Sciences, Xi'an University of Technology, 710054, China*

<sup>2</sup>*College of Science, Northeast Electric Power University, Changchun Road 169, 132012 Jilin, China*

Hydrogen-based compounds have attracted significant attention in recent years due to the discovery of conventional superconductivity with high critical temperature under high pressure, rekindling hopes for searching room temperature superconductor. In this work, we investigated systematically the vibrational and superconducting properties of  $\text{H}_3\text{Se}$  in  $Im\bar{3}m$  phase under pressures ranging from 75 to 200 GPa. Our approach combines the stochastic self-consistent harmonic approximation with first-principles calculations to address effects from the quantum and anharmonic vibrations of ions. It turns out that these effects significantly modify the crystal structure, increasing the inner pressure by about 8 GPa compared to situations where they are ignored. The phonon spectra suggest that with these effects included, the crystal can be stabilized at pressures as low as 50 GPa, much lower than the previously predicted value of over 100 GPa. Our calculations also highlight the critical role of quantum and anharmonic effects on electron-phonon coupling properties. Neglecting these factors could result in a substantial overestimation of the superconducting critical temperature, by approximately 25 K at 125 GPa, for example.

## I. INTRODUCTION

High critical temperature ( $T_c$ ) superconductivity has remained to be one of the most attracting yet challenging issues in physics for decades. Among the progress that have already been made, the discovery of high  $T_c$  in hydrogen-based systems stabilized by high pressure has drawn considerable research interest in recent years [1–9]. The prosperity of this field originates far from the suspicion of Neil Ashcroft in several decades ago [10, 11], that pressurized hydrogen or hydrogen dominant alloys could exhibit superconductivity in high temperature, and then facilitated by the advancement of high pressure experimental techniques using diamond anvil cells [3, 12]. The achievement in  $\text{H}_3\text{S}$  with a  $T_c$  of 203 K at 155 GPa [13] and in  $\text{LaH}_{10}$  with  $T_c$  of 260 K at 180-200 GPa [14] sparked hope for finding room temperature superconductors. Since then, the superconductivity of an increasing number hydrogen-based compounds were investigated both experimentally and theoretically.

In the prediction of superconducting hydrides, computational techniques based on the density functional theory (DFT) combined with conventional superconducting theory [15–17] have been widely applied and play a crucial role, such as in the famous cases of  $\text{H}_3\text{S}$  [18],  $\text{LaH}_{10}$  [19] and  $\text{YH}_6$  [20] and many others [21–36]. During the calculation of superconductivity, the crucial part is the treatment of ionic vibrations, from which parameters describing the electron-phonon interaction can be obtained. Conventional methodology employs the density functional perturbation theory (DFPT) [37], with ions being treated as classical particles. The potential  $V(\mathbf{R})$ , known as the Born-Oppenheimer (BO) potential,

is approximated by a Taylor expansion around ions' equilibrium positions that minimize  $V(\mathbf{R})$ . Typically, this expansion includes up to second-order terms, referred to as the harmonic approximation. Thus it ignores the quantum fluctuations of ions and anharmonic nature of the potential. Recent studies emphasize the crucial impact of these quantum and anharmonic effects on the structural, vibrational, and notably, the superconducting properties in many systems especially hydrogen-based compounds [19, 26, 38–44]. For instance, the experimentally found superconductivity in  $\text{H}_3\text{S}$  around 200K [13] and in  $\text{LaH}_{10}$  around 250K [14, 45] at high pressures can only be well explained with consideration of the quantum effect and anharmonicity.

Given the high  $T_c$  observed in  $\text{H}_3\text{S}$ , natural interest arises about  $\text{H}_3\text{Se}$ , achieved by substituting S with its isoelectronic mate Se. However, to the best of our knowledge, reports on  $\text{H}_3\text{Se}$  are still rare and controversial. Experimental synthesis and metallization of  $\text{H}_3\text{Se}$  under high pressure have not yet been achieved. Zhang et al. [46] reported the synthesis of  $\text{H}_3\text{Se}$  in the Cccm phase at 23 GPa, which was later identified as  $(\text{H}_2\text{Se})_2\text{H}_2$  [47]. Theoretical predictions by Heil et al. [48] for  $\text{H}_3\text{Se}$  in the  $Im\bar{3}m$  phase suggested a  $T_c$  of 100 K at 190 GPa, and other studies [49–51] estimated  $T_c$  values ranging from 110 K to 118 K at 200 GPa. Ge et al. [52] reported a  $T_c$  of about 163 K, while Flores-Livas et al. [53] suggested approximately 130 K for the same compound at 200 GPa. Additionally, studies [49, 53] investigated the structural stability of  $\text{H}_3\text{Se}$  in  $Im\bar{3}m$  phase, indicating stability at pressures exceeding 100 and 166 GPa, respectively. However, none of these calculations explored the influence of quantum anharmonic effects of ions.

In this work, the vibrational and superconducting properties of  $\text{H}_3\text{Se}$  in  $Im\bar{3}m$  phase under relatively lower pressures than the previous studies, ranging from 75 GPa to 200 GPa, are systematically investigated using first principle calculations. The impacts of the quantum and

\* pugeng'hou@neepu.edu.cn

† pangmi@xaut.edu.cn

anharmonic nature of ionic vibrations are incorporated through the stochastic self-consistent harmonic approximation (SSCHA). Contrary to the previous predictions [49, 53], our calculations indicate that the crystal remains dynamically stable even at 50 GPa, stabilized by the quantum and anharmonic effects which are essential below pressures previously thought necessary to achieve stability (117 GPa with harmonic calculations). Significant modifications are obtained in optical phonons, including softened bond-bending modes and hardened bond-stretching modes, impacting electron-phonon coupling properties and suppressing  $T_c$  significantly, by up to 25 K at 125 GPa. This study offers valuable insights for experimentally confirming the superconducting properties of H<sub>3</sub>Se.

## II. METHODS AND COMPUTATIONAL DETAILS

Conventional first principle methods calculate the vibrational properties of materials using the harmonic approximation, where ions are treated as classical particles. The potential  $V(\mathbf{R})$  as a function of the ions' configuration  $\mathbf{R}$ , known as the Born-Oppenheimer potential, is Taylor expanded up to the second order terms around the configuration in equilibrium  $\mathbf{R}_0$  that minimizes  $V(\mathbf{R})$ . By diagonalizing the dynamical matrix

$$D_{ab}^h = \frac{1}{\sqrt{M_a M_b}} \left. \frac{\partial^2 V(\mathbf{R})}{\partial R_a \partial R_b} \right|_{\mathbf{R}_0}, \quad (2.1)$$

one obtains frequencies of the vibrational quanta, i.e., the harmonic phonons.  $a$  and  $b$  are combined indices identifying the Cartesian coordinates of all the ions.  $M_a$  and  $R_a$  are mass and position of atom  $a$ .

Despite the success of the harmonic approximation, neglecting quantum and anharmonic effects of ions can lead to significant deviations in material properties related to ion vibrations, as mentioned in Sec. I. The recently proposed stochastic self-consistent harmonic approximation (SSCHA) is aimed at addressing this issue [40, 42, 54–56]. Without approximating Born-Oppenheimer potential  $V(\mathbf{R})$ , The SSCHA rigorously incorporates effects of the quantum ionic fluctuations based on a variational minimization of the free energy,  $F[\rho] = \min_{\tilde{\rho}} \mathcal{F}[\tilde{\rho}]$ , with  $\mathcal{F}[\tilde{\rho}] = E[\tilde{\rho}] - TS[\tilde{\rho}]$ , keeping all the anharmonic terms.  $E[\tilde{\rho}] = \langle K + V(\mathbf{R}) \rangle_{\tilde{\rho}}$  is the total energy with  $K$  the kinetic energy operators.  $\langle O \rangle_{\tilde{\rho}} = \text{Tr}[O\tilde{\rho}]/\text{Tr}[\tilde{\rho}]$  is the quantum average of operator  $O$  taken at the trial density matrix  $\tilde{\rho}$  of the system.  $T$  is the temperature and  $S[\tilde{\rho}]$  is the entropy. For feasible implementation in practice, the trial density matrix  $\tilde{\rho} = \tilde{\rho}_{\mathbf{R}, \Phi}$  is constrained to guarantee the distribution probability of ionic positions to be a Gaussian type and centered at the centroid positions  $\mathbf{R}$  with a width  $\Phi$  decided by the quantum-thermal fluctuations around them. The SSCHA minimizes  $\mathcal{F}[\tilde{\rho}_{\mathbf{R}, \Phi}]$  as a function of  $\mathbf{R}$  and  $\Phi$ . During each step of the minimization,

an ensemble of random ionic configurations in a supercell is extracted from  $\tilde{\rho}_{\mathbf{R}, \Phi}$  and, the total energy and forces of each configuration are calculated with external *ab initio* code, to obtain the free energy functional and its derivatives with respect to  $\mathbf{R}$  and  $\Phi$ . Using the derivatives,  $\mathbf{R}$ ,  $\Phi$  and  $\tilde{\rho}_{\mathbf{R}, \Phi}$  are updated to minimize the free energy based on a preconditioned gradient descent. At the minimum, the obtained  $\mathbf{R}_{\text{eq}}$  determine the averaged ionic positions and the auxiliary force constants  $\Phi_{\text{eq}}$  represent the fluctuations around these positions.

In the static limits [40, 57, 58], phonon frequencies are determined from eigenvalues of the mass rescaled second order derivatives of the free energy taken at  $\mathbf{R}_{\text{eq}}$ ,

$$D_{ab}^F = \frac{1}{\sqrt{M_a M_b}} \left. \frac{\partial^2 F}{\partial R_a \partial R_b} \right|_{\mathbf{R}_{\text{eq}}} \quad (2.2)$$

known as the free energy Hessian at  $\mathbf{R}_{\text{eq}}$ . This is the quantum anharmonic analog to the classical harmonic dynamical matrix  $D^h$  (eq. 2.1). Note that the appearance of negative eigenvalues of  $D^F$  or  $D^h$  (imaginary phonon frequencies) indicates the structural instability with or without the quantum and anharmonic effects. Besides the optimization of the inner cell ionic positions, the SSCHA can also relax the lattice parameters under an specified pressure, incorporating the quantum effects and anharmonicity. This is realized by replacing the Born-Oppenheimer potential with the free energy in computing the stress tensor.

For conciseness, throughout this paper, calculations using the classical harmonic approximation are referred to as harmonic calculations, while those employing the SSCHA to include quantum and anharmonic effects are referred to as anharmonic calculations.

The Eliashberg spectral function

$$\alpha^2 F(\omega) = \frac{1}{2\pi N(0)N_q} \sum_{\mu q} \frac{\gamma_{\mu}(\mathbf{q})}{\omega_{\mu}(\mathbf{q})} \delta[\omega - \omega_{\mu}(\mathbf{q})] \quad (2.3)$$

is calculated both at the harmonic and anharmonic levels, where  $\gamma_{\mu}(\mathbf{q})$  is the phonon linewidth due to electron-phonon interaction at wave vector  $\mathbf{q}$  of mode  $\mu$ .  $N(0)$  is the density of states at the Fermi level.  $N_q$  is the number of phonon momentum points used for the BZ sampling.  $\omega_{\mu}(\mathbf{q})$  represent phonon frequencies, obtained by diagonalizing  $D^F$  or  $D^h$  in the anharmonic or harmonic calculations. The electron-phonon coupling constant  $\lambda$  and the average logarithmic frequency  $\omega_{\text{log}}$  can be obtained directly from  $\alpha^2 F(\omega)$  as  $\lambda = 2 \int_0^{\infty} d\omega (\alpha^2 F(\omega)/\omega)$  and  $\omega_{\text{log}} = \exp((2/\lambda) \int_0^{\infty} d\omega (\alpha^2 F(\omega) \log(\omega)/\omega))$ .

The superconducting critical temperature  $T_c$  is determined from the Allen-Dynes modified McMillan equation [16]

$$T_c = \frac{f_1 f_2 \omega_{\text{log}}}{1.2} \exp \left[ -\frac{1.04(1 + \lambda)}{\lambda - \mu^*(1 + 0.62\lambda)} \right], \quad (2.4)$$

with  $\mu^*$  the Coulomb pseudopotential.  $f_1$ ,  $f_2$  are functions of  $\lambda$ ,  $\mu^*$  and  $\alpha^2 F(\omega)$ . For comparison,  $T_c$  is also

determined from solving the isotropic Migdal-Eliashberg equations [17] once  $\alpha^2 F(\omega)$  is obtained.

The *ab initio* calculations were performed using the QUANTUM ESPRESSO (QE) package [59], employing ultrasoft pseudopotentials with the Perdew-Burke-Ernzerhof (PBE) parametrization [60] of the exchange-correlation potential. The cutoff energies for the wave functions and density were set to be 80 Ry and 800 Ry, respectively. Integration over the Brillouin zone in the self-consistent calculations was carried out using Methfessel-Paxton smearing with a broadening of 0.01 Ry and a  $24 \times 24 \times 24$   $k$ -point grid. Harmonic phonon calculations were performed on a  $9 \times 9 \times 9$   $q$ -point grid using DFPT [37]. The SSCHA calculations were conducted on a  $3 \times 3 \times 3$  supercell containing 108 atoms, and the resulting anharmonic dynamical matrices were interpolated to the finer  $9 \times 9 \times 9$  grid. The electron-phonon interaction was evaluated in both the harmonic and anharmonic cases with a Gaussian smearing of 0.008 Ry.

### III. RESULTS AND DISCUSSIONS

Previous studies [49, 53] suggest that  $\text{H}_3\text{Se}$  can be stabilized in the high symmetry  $Im\bar{3}m$  phase under pressures greater than 100 GPa. Herein we focus on this structure and apply a wider range of pressures to explore the impact of quantum ionic fluctuations on its structural and vibrational properties. As shown in the corner of Fig. 1, this structure has the body-centered symmetry, each Se atom has 6 H atoms as the nearest neighbors locating at the 6 corners of a regular octahedron centered on the Se atom itself, and the situation is similar for each of the H atoms. Using both the harmonic and anharmonic calculations, the structure deformation under external pressure is investigated. The pressure dependence of the lattice parameter is shown in Fig. 1. Evidently, the quantum and anharmonic effects significantly correct the stress between ions. For the same lattice parameter, the pressure obtained from harmonic calculations (referred to as harmonic pressure), is approximately 8 GPa lower than that from the SSCHA (referred to as anharmonic pressure). While the slope of pressure with respect to lattice parameter is hardly affected. This correction in stress is a commonly seen feature among superhydrides, such as in  $\text{AlH}_3$  [39] and  $\text{AlMH}_6$  [61]. Our calculation is consistent with that in the previous studies as shown by triangle symbols in Fig. 1.

In Fig. 2 we present the phonon spectra, the corresponding projected phonon density of states (PDOS) and Eliashberg function  $\alpha^2 F(\omega)$  of  $\text{H}_3\text{Se}$  in the  $Im\bar{3}m$  phase across a wide pressure range from 75 GPa to 200 GPa, using both the harmonic approximation and SSCHA. The anharmonic pressure (orange text) and the corresponding harmonic pressure (black text) of the same crystal structure are marked on each spectrum panel. Similar to the case in  $\text{AlH}_3$  [39], under low pressures less than 109 GPa (see panel (a1) and (b1) of Fig. 2), the harmonic calcula-

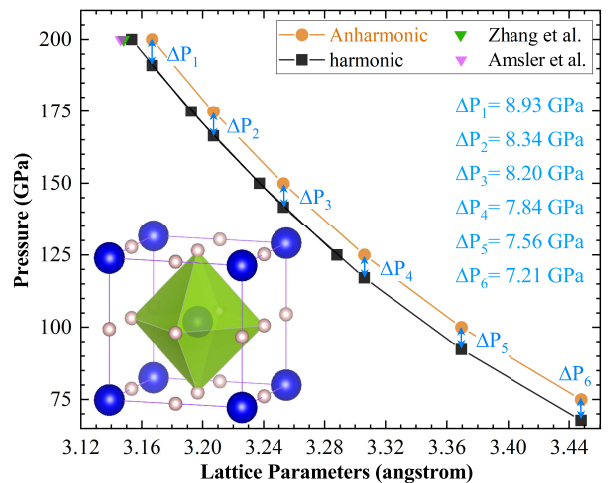


FIG. 1. The crystal structure and the lattice parameter dependence on external pressure. The crystal structure of  $Im\bar{3}m$   $\text{H}_3\text{Se}$  is shown in the corner, with Se atoms represented by blue spheres and H atoms by pink ones. One of the polyhedra surrounding the central Se atom is depicted. The dependence of lattice parameter on pressure is calculated both at the harmonic (black squares) and anharmonic (orange dots) levels. The results of Zhang et al. [49] and Amsler [50] are also shown by colored triangles.

tion gives negative (actually imaginary) phonon frequencies, most notably at the  $\Gamma$  point, indicating structural instability. This prediction is roughly consistent with that in ref. [53]. However, the anharmonic phonon frequencies obtained from  $D^F$  remain positive all through the calculated pressure range and even at 50 GPa, highlighting the crucial role of quantum anharmonic effects in stabilizing the  $Im\bar{3}m$  phase of  $\text{H}_3\text{Se}$  under low pressures.

Within the calculated pressure range, the acoustic phonon branches are clearly separated from the optical ones and are hardly influenced by the quantum and anharmonic effects. This is because the acoustic modes predominantly involve contributions from the heavy selenium atoms, as evidenced by the phonon partial density of states (PDOS) in Fig. 2 (a2)~(f2). By contrast, the optical phonons are significantly affected by quantum effects and anharmonicity in a way that, the six mid-lying bond-bending branches are roughly softened while the three high-energy bond-stretching branches are hardened, except the  $\Gamma$  point. Note that under low pressures, the bond-bending and bond-stretching branches are highly mixed together. As shown in Fig. 2 (a2)~(f2), hydrogen is the primary contributor to these optical modes. The anharmonic phonon linewidth caused by electron-phonon interaction is displayed in Fig. 2 (a1)~(f1) by the size of the red dots, which indicate the strong coupling of the bond-stretching phonons with the electrons. These modes thus contribute significantly to  $T_c$ .

The strong anharmonic modification on the optical phonons has a deep impact on the calculated  $T_c$ . In

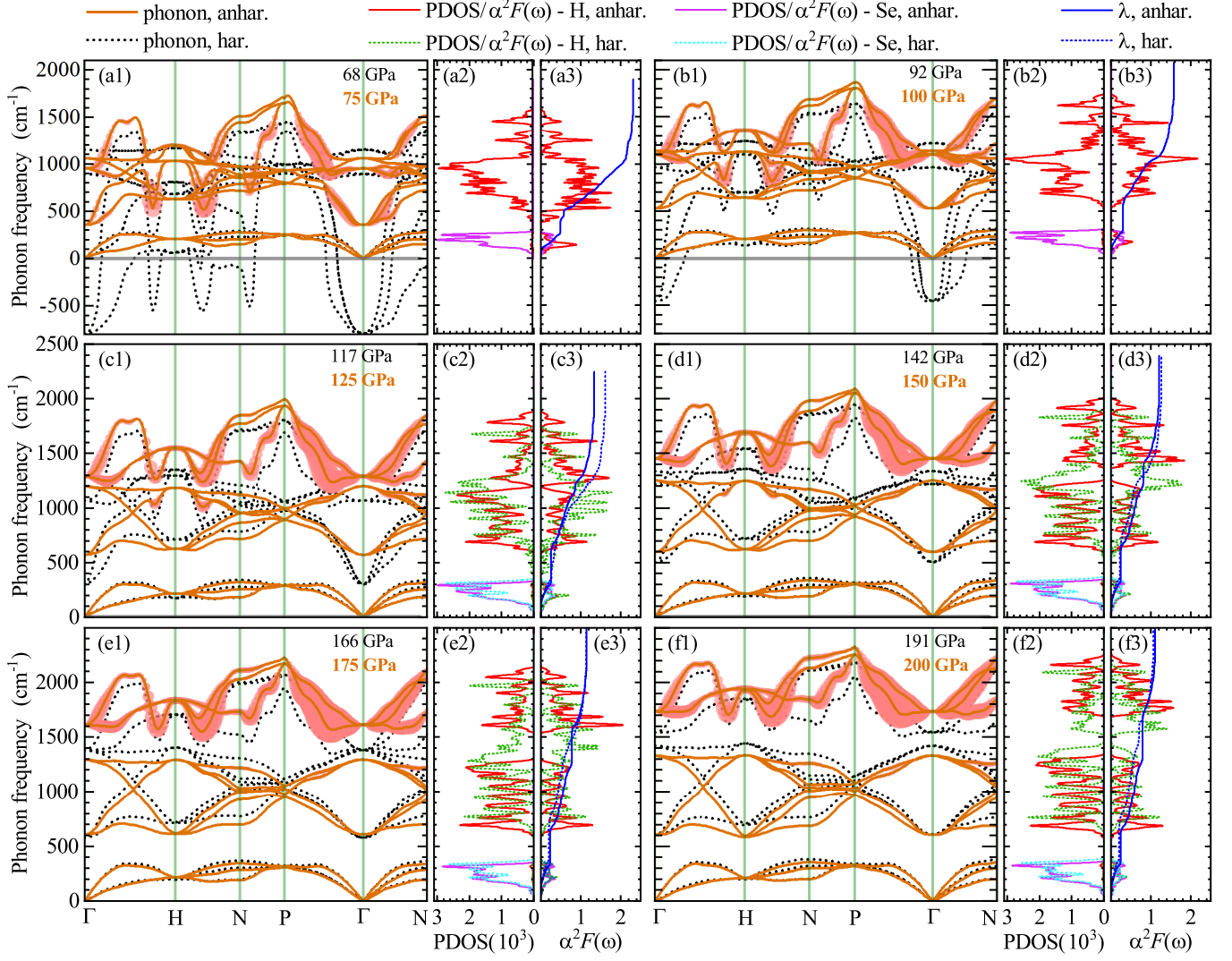


FIG. 2. (a1)~(f1) The comparison of the harmonic (dotted lines) and anharmonic (solid lines) phonon spectra of  $Im\bar{3}m$   $H_3Se$  under pressures from 75 GPa to 200 GPa. The corresponding harmonic pressures are also marked on each panel with black text. The anharmonic phonon linewidth of each mode due to electron-phonon interaction is denoted by the size of the red dots, in arbitrary unit. Zero frequency is displayed by gray lines. (a2)~(f2) The projected phonon density of states (PDOS) and (a3)~(f3) the projected Eliashberg function  $\alpha^2F(\omega)$  corresponding to the spectrum, with solid lines for anharmonic calculations and dotted lines for harmonic ones, red/green lines for contribution from H and magenta/cerulean lines for contribution from Se. The electron-phonon coupling constant  $\lambda$  is depicted with blue lines in (a3)~(f3).

Fig. 3, we demonstrate  $T_c$  obtained from the Allen-Dynes modified McMillan equation both with the harmonic approximation and by combining the SSCHA with the electron-phonon coupling matrix elements, which are called harmonic  $T_c$  and anharmonic  $T_c$  respectively for conciseness. The Coulomb pseudopotential parameter  $\mu^*$  is chosen as the typical values of 0.1 (Fig. 3 (a)) and 0.13 (Fig. 3 (b)). We also solved the Migdal-Eliashberg equation [17] to obtain more accurate result. The Allen-Dynes equation underestimates  $T_c$  by approximately 20 K compared with that from the Migdal-Eliashberg equation at each pressure point both with harmonic and anharmonic calculations. At 200 GPa, the  $T_c$  obtained from

Allen-Dynes equation with  $\mu^* = 0.1$  in the harmonic calculation is 113.6 K, consistent with the previous predictions [49–51]. For a given  $\mu^*$ ,  $T_c$  decreases monotonically with increasing pressure both in the harmonic and anharmonic calculations and no matter whether the Allen-Dynes or Migdal-Eliashberg equation is used. The suppression of  $T_c$  by pressure is mainly resulted from the overall hardening of the optical phonon modes imposed by compression. This can be clearly comprehended from the Allen-Dynes equation (2.4), where  $T_c$  varies monotonically with the electron-phonon coupling constant  $\lambda$  within the typical parameter range. From the formula of  $\lambda$  as  $\sum_{\mu\mathbf{q}} \gamma_{\mu}(\mathbf{q}) / [\pi \hbar D(\epsilon_F) \omega_{\mu}^2(\mathbf{q})]$ , which can be deduced

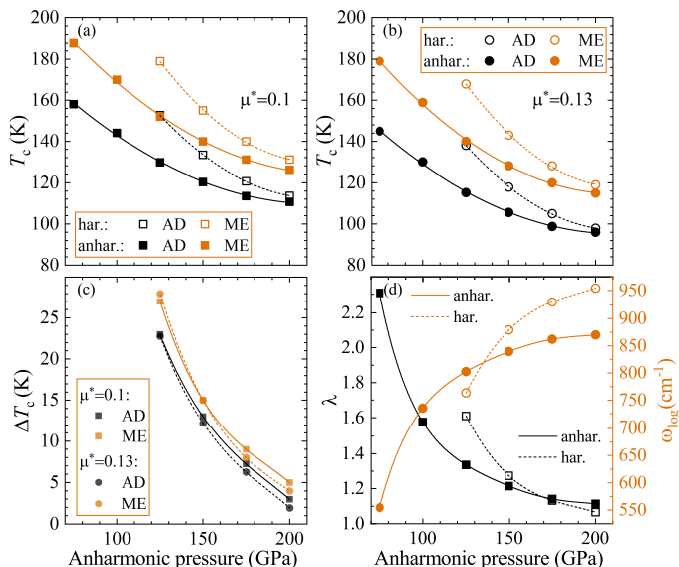


FIG. 3. The calculated  $T_c$  of the  $Im\bar{3}m$  phase of  $H_3Se$  as a function of the anharmonic pressure.  $\mu^*$  is chosen as (a) 0.1 and (b) 0.13.  $T_c$  calculated with the harmonic approximation (harmonic  $T_c$ ) are denoted by hollow symbols, and that calculated by combining the SSCHA and the electron-phonon coupling matrix (anharmonic  $T_c$ ), are denoted by solid symbols. Label 'AD' represent results obtained from the Allen-Dynes modified McMillan equation, and 'ME' indicate that from the Migdal-Eliashberg equation. (c) The amount by which harmonic  $T_c$  exceeds anharmonic  $T_c$ , denoted as  $\Delta T_c$ . (d) The electron-phonon coupling constant  $\lambda$  (black symbols) and the average logarithmic frequency  $\omega_{log}$  (orange symbols).

from  $\lambda = 2 \int_0^\infty d\omega (\alpha^2 F(\omega)/\omega)$  and eq. (2.3), it is clear that  $\lambda$  decreases, so as  $T_c$ , as the vibrations are hardened (phonon frequencies lifted) and vice versa.  $\lambda$  and the average logarithmic frequency  $\omega_{log}$  are presented in Fig. 3 (d).

Apparently,  $T_c$  is significantly overestimated in the harmonic approximation due to the neglect of the quantum and anharmonic effects. The overestimated amount of  $T_c$ ,  $\Delta T_c$ , i.e., harmonic  $T_c$  minus anharmonic  $T_c$ , is presented in Fig. 3 (c). The overestimation of  $T_c$  reaches up to 25 K at 125 GPa, and decreases with increasing pressure to about 5 K at 200 GPa. For further exploration, The projected Eliashberg spectral function  $\alpha^2 F(\omega)$  and its integral  $\lambda(\omega) = \int_0^\omega 2(\alpha^2 F(\omega')/\omega')d\omega'$ , both for the harmonic and anharmonic cases, are shown in Fig. 2 (a3)~(f3). The projected  $\alpha^2 F(\omega)$  onto H and Se can be obtained by calculating the partial contributions from different types of atoms to the phonon linewidth  $\gamma_\mu(\mathbf{q})$  in eq. (2.3). It can be observed from Fig. 2 (a3)~(f3) that the contribution of the low energy acoustic modes to  $\lambda$  is about 0.3 at 100 GPa and nearly 0.25 at pressures from 125 to 200 GPa, almost unaffected by the anharmonic effects. This is quite different from the case of  $AlH_3$  [39] where the contribution of acoustic modes are significantly suppressed by anharmonicity. The optical phonons, which almost all come from vibrations of hy-

drogen atoms, are the main contributors to  $\alpha^2 F(\omega)$ .

As shown in Fig. 2 (a3)~(f3) and Fig. 3 (d),  $\lambda$  is not notably suppressed by anharmonicity at high pressures from 150 GPa to 200 GPa.  $\lambda$  including anharmonicity is even larger than that with harmonic calculation under 200 GPa (see blocks in Fig. 3 (d)), very different from the situations in  $AlH_3$  [39]. This can be interpreted as the result of a cancellation effect between the softening of bond-bending optical vibrations and the hardening of bond-stretching ones, both influenced by anharmonicity. The suppression of  $T_c$  by anharmonicity under pressures from 150 GPa to 200 GPa can be explained by the significant suppression of the Allen-Dynes average logarithmic phonon frequency  $\omega_{log}$  by anharmonicity (see Fig. 3 (d)).  $\omega_{log}$  is reduced from 930  $cm^{-1}$  to 861  $cm^{-1}$  at 175 GPa and from 955  $cm^{-1}$  to 869  $cm^{-1}$  at 200 GPa by the quantum and anharmonic effects, which accounts for the decrease of  $T_c$  even so  $\lambda$  is slightly lifted when the anharmonic modification is performed.

#### IV. SUMMARY

To summarize, we investigate systematically the vibrational and superconducting properties of the  $Im\bar{3}m$  phase of selenium hydride  $H_3Se$  using the stochastic self-consistent harmonic approximation (SSCHA) combined with DFT to incorporate the quantum and anharmonic modifications. It is found that the crystal structure is significantly influenced by these modifications. The calculated pressure is about 8 GPa larger when considering the quantum and anharmonic effects than just calculating with the traditional harmonic approximation, for the same crystal structure with lattice parameter from 3.16 to 3.45 Å. The phonon spectra are also significantly altered, characterized by the overall softening of mid-lying optical phonons and hardening of high-energy ones. Particularly, the phonon spectra imply that the structural instability predicted by the harmonic calculations below 109 GPa is invalid when considering the anharmonic modification and, the crystal can actually remain stable at least down to 50 GPa. The modification of ionic vibrational properties exerts a deep effect on the calculated superconducting critical temperature  $T_c$  that,  $T_c$  obtained from the harmonic approximation is significantly suppressed by anharmonicity, such as from 153 K to 130 K at 125 GPa and from 121 K to 113 K at 175 GPa, obtained from the Allen-Dynes equation. We have analyzed the electron-phonon coupling properties and calculated parameters, such as phonon linewidth and the Eliashberg spectral function. These data indicates that almost all corrections to  $T_c$  due to quantum and anharmonic effects stem from their influence on the vibrations of hydrogen atoms. This highlights the indispensable role of quantum and anharmonic effects in the estimation of the ionic vibration related properties in hydrogen selenide, akin to many other hydrogen-based compounds. Our work would augment the dataset of the systematic properties



of hydrogen-rich compounds, providing a foundation for further exploration into the essence of superconductivity.

Provincial Department of Science and Technology.

## V. ACKNOWLEDGEMENTS

This research was supported by the Natural Science Foundation Project (Grant No. 20230101280JC) of Jilin

- 
- [1] L. P. Gor'kov and V. Z. Kresin, *Rev. Mod. Phys.* **90**, 011001 (2018).
- [2] W. Sun, X. Kuang, H. D. J. Keen, C. Lu, and A. Hermann, *Phys. Rev. B* **102**, 144524 (2020).
- [3] J. A. Flores-Livas, L. Boeri, A. Sanna, G. Profeta, R. Arita, and M. Eremets, *Physics Reports* **856**, 1 (2020).
- [4] P. Kong, V. S. Minkov, M. A. Kuzovnikov, A. P. Drozdov, S. P. Besedin, S. Mozaffari, L. Balicas, F. F. Balakirev, V. B. Prakapenka, S. Chariton, *et al.*, *Nature communications* **12**, 5075 (2021).
- [5] B. Chen, L. J. Conway, W. Sun, X. Kuang, C. Lu, and A. Hermann, *Phys. Rev. B* **103**, 035131 (2021).
- [6] Z. Zhang, T. Cui, M. J. Hutcheon, A. M. Shipley, H. Song, M. Du, V. Z. Kresin, D. Duan, C. J. Pickard, and Y. Yao, *Phys. Rev. Lett.* **128**, 047001 (2022).
- [7] V. Minkov, S. Bud'ko, F. Balakirev, V. Prakapenka, S. Chariton, R. Husband, H. Liermann, and M. Eremets, *Nature Communications* **13**, 3194 (2022).
- [8] Y. Sun, X. Zhong, H. Liu, and Y. Ma, *National Science Review* **11** (2024).
- [9] M. I. Eremets, *National Science Review* **11** (2024).
- [10] N. W. Ashcroft, *Phys. Rev. Lett.* **21**, 1748 (1968).
- [11] N. Ashcroft, *Phys. Rev. Lett.* **92**, 187002 (2004).
- [12] R. Boehler and K. De Hantsetters, *High Pressure Research* **24**, 391 (2004).
- [13] A. Drozdov, M. Eremets, I. Troyan, V. Ksenofontov, and S. I. Shylin, *Nature* **525**, 73 (2015).
- [14] M. Somayazulu, M. Ahart, A. K. Mishra, Z. M. Geballe, M. Baldini, Y. Meng, V. V. Struzhkin, and R. J. Hemley, *Phys. Rev. Lett.* **122**, 027001 (2019).
- [15] L. N. Cooper, J. Bardeen, and J. Schrieffer, *Phys. Rev* **108**, 1175 (1957).
- [16] P. B. Allen and R. C. Dynes, *Phys. Rev. B* **12**, 905 (1975).
- [17] P. B. Allen and B. Mitrović, *Solid state physics* **37**, 1 (1983).
- [18] D. Duan, X. Huang, F. Tian, D. Li, H. Yu, Y. Liu, Y. Ma, B. Liu, and T. Cui, *Phys. Rev. B* **91**, 180502 (2015).
- [19] I. Errea, F. Belli, L. Monacelli, A. Sanna, T. Koretsune, T. Tadano, R. Bianco, M. Calandra, R. Arita, F. Mauri, *et al.*, *Nature* **578**, 66 (2020).
- [20] F. Peng, Y. Sun, C. J. Pickard, R. J. Needs, Q. Wu, and Y. Ma, *Phys. Rev. Lett.* **119**, 107001 (2017).
- [21] G. Gao, A. R. Oganov, P. Li, Z. Li, H. Wang, T. Cui, Y. Ma, A. Bergara, A. O. Lyakhov, T. Iitaka, *et al.*, *Proceedings of the National Academy of Sciences* **107**, 1317 (2010).
- [22] D. Y. Kim, R. H. Scheicher, C. J. Pickard, R. Needs, and R. Ahuja, *Phys. Rev. Lett.* **107**, 117002 (2011).
- [23] H. Liu, Y. Li, G. Gao, J. S. Tse, and I. I. Naumov, *The Journal of Physical Chemistry C* **120**, 3458 (2016).
- [24] Y. Li, J. Hao, H. Liu, J. S. Tse, Y. Wang, and Y. Ma, *Scientific Reports* **5**, 9948 (2015).
- [25] X. Zhong, H. Wang, J. Zhang, H. Liu, S. Zhang, H.-F. Song, G. Yang, L. Zhang, and Y. Ma, *Phys. Rev. Lett.* **116**, 057002 (2016).
- [26] R. Bianco, I. Errea, M. Calandra, and F. Mauri, *Phys. Rev. B* **97**, 214101 (2018).
- [27] X. Liang, S. Zhao, C. Shao, A. Bergara, H. Liu, L. Wang, R. Sun, Y. Zhang, Y. Gao, Z. Zhao, *et al.*, *Phys. Rev. B* **100**, 184502 (2019).
- [28] X. Liang, A. Bergara, L. Wang, B. Wen, Z. Zhao, X.-F. Zhou, J. He, G. Gao, and Y. Tian, *Phys. Rev. B* **99**, 100505 (2019).
- [29] P. Zhang, Y. Sun, X. Li, J. Lv, and H. Liu, *Phys. Rev. B* **102**, 184103 (2020).
- [30] M.-J. Jiang, Y.-L. Hai, H.-L. Tian, H.-B. Ding, Y.-J. Feng, C.-L. Yang, X.-J. Chen, and G.-H. Zhong, *Phys. Rev. B* **105**, 104511 (2022).
- [31] W. Zhao, D. Duan, M. Du, X. Yao, Z. Huo, Q. Jiang, and T. Cui, *Phys. Rev. B* **106**, 014521 (2022).
- [32] M. Du, Z. Li, D. Duan, and T. Cui, *Phys. Rev. B* **108**, 174507 (2023).
- [33] K. Yang, W. Cui, J. Hao, J. Shi, and Y. Li, *Phys. Rev. B* **107**, 024501 (2023).
- [34] L.-T. Shi, J.-G. Si, R. Turnbull, A. Liang, P.-F. Liu, and B.-T. Wang, *Phys. Rev. B* **109**, 054512 (2024).
- [35] W. Chen, T. Ma, Z. Huo, H. Yu, T. Cui, and D. Duan, *Phys. Rev. B* **109**, 224505 (2024).
- [36] S.-Y. Liu, P.-Y. Huo, W.-Z. Jiang, R.-Y. Yang, and Y.-H. Liu, *Phys. Rev. B* **109**, 104514 (2024).
- [37] S. Baroni, S. de Gironcoli, A. Dal Corso, and P. Gianozzi, *Rev. Mod. Phys.* **73**, 515 (2001).
- [38] M. Borinaga, I. Errea, M. Calandra, F. Mauri, and A. Bergara, *Phys. Rev. B* **93**, 174308 (2016).
- [39] P. Hou, F. Belli, R. Bianco, and I. Errea, *Phys. Rev. B* **103**, 134305 (2021).
- [40] L. Monacelli, R. Bianco, M. Cherubini, M. Calandra, I. Errea, and F. Mauri, *Journal of Physics: Condensed Matter* **33**, 363001 (2021).
- [41] F. Belli, Characterization of hydrogen based superconductors from first principles (2022).
- [42] R. Bianco, I. Errea, L. Paulatto, M. Calandra, and F. Mauri, *Phys. Rev. B* **96**, 014111 (2017).
- [43] G. A. S. Ribeiro, L. Paulatto, R. Bianco, I. Errea, F. Mauri, and M. Calandra, *Phys. Rev. B* **97**, 014306 (2018).
- [44] F. Belli and I. Errea, *Phys. Rev. B* **106**, 134509 (2022).
- [45] A. Drozdov, P. Kong, V. Minkov, S. Besedin, M. Kuzovnikov, S. Mozaffari, L. Balicas, F. Balakirev, D. Graf, V. Prakapenka, *et al.*, *Nature* **569**, 528 (2019).

- [46] X. Zhang, W. Xu, Y. Wang, S. Jiang, F. A. Gorelli, E. Greenberg, V. B. Prakapenka, and A. F. Goncharov, *Phys. Rev. B* **97**, 064107 (2018).
- [47] E. J. Pace, J. Binns, P. Dalladay-Simpson, R. T. Howie, and M. P. n. Alvarez, *Phys. Rev. B* **98**, 106101 (2018).
- [48] C. Heil and L. Boeri, *Phys. Rev. B* **92**, 060508 (2015).
- [49] S. Zhang, Y. Wang, J. Zhang, H. Liu, X. Zhong, H.-F. Song, G. Yang, L. Zhang, and Y. Ma, *Scientific reports* **5**, 15433 (2015).
- [50] M. Amsler, *Phys. Rev. B* **99**, 060102 (2019).
- [51] P.-H. Chang, S. Silayi, D. Papaconstantopoulos, and M. Mehl, *Journal of Physics and Chemistry of Solids* **139**, 109315 (2020).
- [52] Y. Ge, F. Zhang, and Y. Yao, arXiv preprint arXiv:1507.08525 (2015).
- [53] J. A. Flores-Livas, A. Sanna, and E. Gross, *Eur. Phys. J. B* **89**, 63 (2016).
- [54] I. Errea, M. Calandra, and F. Mauri, *Phys. Rev. Lett.* **111**, 177002 (2013).
- [55] I. Errea, M. Calandra, and F. Mauri, *Phys. Rev. B* **89**, 064302 (2014).
- [56] L. Monacelli, I. Errea, M. Calandra, and F. Mauri, *Phys. Rev. B* **98**, 024106 (2018).
- [57] L. Monacelli and F. Mauri, *Phys. Rev. B* **103**, 104305 (2021).
- [58] J.-M. Lihm and C.-H. Park, *Phys. Rev. Res.* **3**, L032017 (2021).
- [59] P. Giannozzi, S. Baroni, N. Bonini, M. Calandra, R. Car, C. Cavazzoni, D. Ceresoli, G. L. Chiarotti, M. Cococcioni, I. Dabo, *et al.*, *Journal of physics: Condensed matter* **21**, 395502 (2009).
- [60] J. P. Perdew, K. Burke, and M. Ernzerhof, *Phys. Rev. Lett.* **77**, 3865 (1996).
- [61] P. Hou, Y. Ma, M. Pang, Y. Cai, Y. Shen, H. Xie, and F. Tian, *The Journal of Chemical Physics* **161** (2024).