

Fate of transient order parameter domain walls in ultrafast experiments

Lingxian Kong,¹ Ryuichi Shindou,¹ and Zhiyuan Sun^{2,*}

¹International Center for Quantum Materials, School of Physics, Peking University, Beijing 100871, China

²State Key Laboratory of Low-Dimensional Quantum Physics and Department of Physics, Tsinghua University, Beijing 100084, China

(Dated: July 22, 2024)

In ultrafast experiments, an optical pump pulse often generates transient domain walls of the order parameter in materials with spontaneous symmetry breaking, due to either a finite penetration depth of the light on a three-dimensional (3D) material, or a finite spot size on a two-dimensional (2D) material. We clarify the decaying process of such a domain wall that is caused by fluctuations of the order parameters. We study a generic system with $U(1)$ -symmetric order, and those with an additional weak Z_2 ($U(1)$ -symmetry-breaking) term, representing the charge-density-wave (CDW) orders in recent experiments. The decay process comprises two non-trivial stages. During the first stage, exponentially growing thermal fluctuations convert the domain wall into an interface with randomly distributed topological defects. In the second stage, the topological defects undergo a coarsening dynamics within the interface. For a 2D interface in the 3D system, the coarsening dynamics leads to a diffusive growth of the correlation length. For a one-dimensional (1D) interface in the 2D system with the weak Z_2 term, the correlation-length growth shows a crossover from diffusive to sub-diffusive behavior. Our theory provides a fundamental physical picture for the dynamics of pump-induced domain walls in ultrafast experiments.

Introduction— Transient manipulation of order parameters by an ultrafast laser pulse has been one of the major topics in condensed matter physics [1–24]. Recent experiments [25–28] reported that in several CDW materials, a laser pulse (pump) created domain walls of the CDW order parameter. Thereby, the pump pulse heats the surface of the system, and the CDW order parameter ψ in the surface region is suppressed in time from its initial equilibrium value ψ_{eq} to zero, following a classical equation of motion. From the principle of inertia, ψ may cross zero, and stabilize in the energy minimum at $-\psi_{\text{eq}}$ after the system is cooled down [25–28], getting ‘inverted’. Due to the finite penetration depth of the pump pulse, only the order parameter in the surface region gets inverted, yielding a domain wall (white plane in the left panel of Fig. 1) between the surface region and the bulk at time $t = t_0$, see Sec. I of Ref. [29]. Within a mean-field theory of the time-dependent Ginzburg-Landau (TDGL) dynamics that neglects fluctuations, the domain wall undergoes no further evolution [25–28].

In this letter, we propose that due to fluctuations, the domain wall will decay following a two-stage dynamics. In the first stage, the domain wall decays by the exponential growth of unstable fluctuations [16, 30] of ψ on the wall, which happens both in the $U(1)$ symmetric case, and in the system with a weak Z_2 term. The dynamics is characterized by increasing magnitude and correlation length of the fluctuations. At the end of the first stage, around a timescale $t \simeq t_c$, the wall is transformed into an interface containing randomly distributed topological defects, as shown by the vortex strings in Fig. 1 for a 3D system. In 2D systems, the interface is 1D and the defects are vortices and antivortices.

In the second stage, the motion and annihilation of topological defects on the interface dominate the dynamics. It happens under driving forces originating from the tension of the vortex strings in 3D systems and the attraction between vortices and antivortices in 2D systems [31–35]. Universal

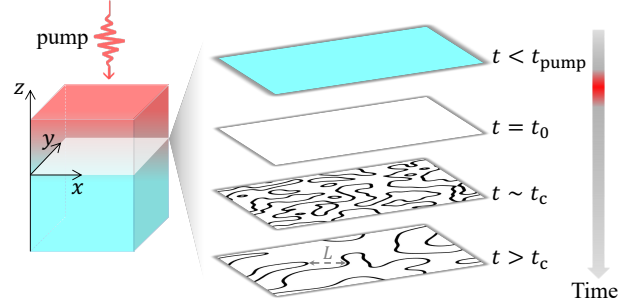


FIG. 1. Illustration of the temporal evolution of a 3D sample. At $t = t_{\text{pump}}$, the surface region is pumped by an ultrafast pulse represented by the red segment on the time axis. An order parameter domain wall is created at $t = t_0$ on the white interface. The four planes on the right show the order parameter configuration of the interface at different times. The black curves denote the vortex strings.

features of the second-stage dynamics are characterized by a mean distance $L(t)$ between the defects on the interface. The system undergoes a self-similar evolution with a global increase of $L(t)$, leading to a coarsening phenomenon [30–32, 34], as illustrated in Fig. 1. We show that in 3D systems, the coarsening dynamics exhibits a diffusive behavior in both the $U(1)$ -symmetric case and the case with the additional weak Z_2 term, i.e., the length scale increases as $L(t) \propto t^{1/2}$. In 2D systems with the weak Z_2 term, $L(t) \propto t^p$ exhibits a crossover from $p \approx 1/2$ to $p \approx 0$ as L gets larger, namely a diffusive-to-subdiffusive crossover. The length scale $L(t)$ can be measured from the structure factor in time-resolved X-ray diffraction experiments [36, 37].

$U(1)$ -symmetric model— We consider the ‘‘model A’’ dynamics [38, 39], whose mean-field version is also called the

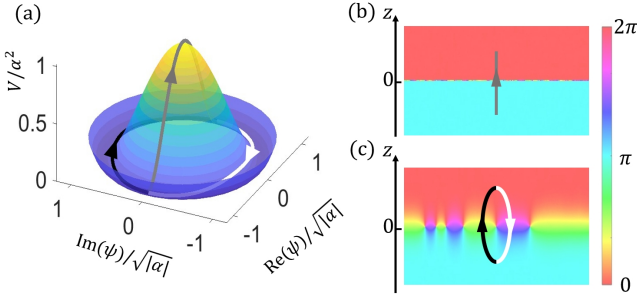


FIG. 2. Illustration of the decay of the domain wall. (a) The ‘Mexican hat’ free energy landscape (the potential part) of Eq. (2) plotted on the complex plane of ψ . (b,c) The phase of ψ plotted on the $y-z$ plane at (b) $t = t_0$ and (c) $t \geq t_c$, showing the domain wall at $z = 0$. The ψ and free energy along the gray, black, and white lines are also plotted in (a). In the initial domain-wall configuration, $\psi = \psi_0(z)$ changes from $-\sqrt{|\alpha|}$ to $\sqrt{|\alpha|}$ crossing the potential peak along the gray line. To lower the energy, ψ fluctuates in the imaginary direction. After t_c , random phase domains appear on the interface. The loop denoted by black and white lines in (c) encloses a vortex with a phase winding 2π . In a 2D interface of a 3D system, the interface becomes full of vortex-strings as shown in Fig. 1.

‘TDGL equation’, together with a $U(1)$ -invariant free energy:

$$\frac{1}{\gamma} \partial_t \psi = -\frac{1}{E_c} \frac{\delta F}{\delta \psi^*} + \eta, \quad (1)$$

$$F = E_c \int f d^D \mathbf{r}, \quad f = (|\psi|^2 + \alpha)^2 + \xi_0^2 |\nabla \psi|^2. \quad (2)$$

Here $\psi(\mathbf{r}, t) = \psi_1 + i\psi_2$ is the dimensionless complex order parameter, γ is the relaxation rate, E_c is the condensation energy density, D is the space dimension, $\alpha \sim (T - T_c)/T_c$ is negative at a temperature T below the critical temperature T_c , and ξ_0 is the bare coherence length. The thermal noise field $\eta = \eta_1 + i\eta_2$ arises from a thermal bath made of the other degrees of freedom, including high-energy electrons and phonons. We characterize the noise by a correlator $\langle \eta_i(\mathbf{r}, t) \eta_{i'}(\mathbf{r}', t') \rangle = 2T(\gamma E_c)^{-1} \delta_{ii'} \delta(\mathbf{r} - \mathbf{r}') \delta(t - t')$ with an effective temperature T of the bath and $i/i' = 1, 2$. Here the Ginzburg parameter $\zeta = |\alpha|^{D/2-2} T / (E_c \xi_0^D)$ plays the role of a dimensionless measure of the fluctuations in the non-equilibrium process as well as the equilibrium thermal fluctuations [16, 40]. Eqs. (1)(2) effectively describe the dynamics of the mean-field order parameter and its fluctuations at temperatures close to T_c [38, 40], in incommensurate CDW [14, 15], spin density waves (SDW) [41], excitonic order, and superconductivity [16, 39, 40, 42].

We first consider the 2D domain wall in the 3D systems ($D = 3$), where the domain wall in Fig. 1 is set as the $z = 0$ plane. An order parameter configuration of the domain wall satisfies the saddle-point condition $\delta F / \delta \psi = 0$. Without loss of generality, we choose the real solution $\psi_0(\mathbf{r}) = \sqrt{|\alpha|} \tanh(z/\xi)$ as shown by the gray line in Fig. 2(a), where $\xi = \xi_0 / \sqrt{|\alpha|}$ is the coherence length.

To study the first stage of dynamics, we set $t_0 = 0$ and write $\psi(\mathbf{r}, t) = \psi_0(\mathbf{r}) + \delta\psi(\mathbf{r}, t)$ where $\delta\psi = \phi_1 + i\phi_2$ is the

fluctuation field with the real part ϕ_1 and imaginary part ϕ_2 . The linearized dynamics of $\delta\psi$ is expanded from Eq. (1) as

$$\frac{1}{\gamma} \partial_t \phi_a = \left(-\hat{L}_a + \xi_0^2 \nabla_{\mathbf{R}}^2 \right) \phi_a + \eta_a \quad (3)$$

where $a = 1, 2$, $\hat{L}_1 = -\xi_0^2 \partial_z^2 + 2\alpha + 6\psi_0^2$, $\hat{L}_2 = -\xi_0^2 \partial_z^2 + 2\alpha + 2\psi_0^2$, and $\nabla_{\mathbf{R}}^2 = \partial_x^2 + \partial_y^2$ is the Laplacian in $D - 1$ dimensions. The eigenfunction of $\hat{L}_a + \xi_0^2 \nabla_{\mathbf{R}}^2$ can be written as $\phi_a^{\mathbf{K}}(\mathbf{r}) = u_a(z) e^{i\mathbf{K} \cdot \mathbf{R}}$ with eigenvalue $\epsilon_a + \xi_0^2 K^2$, where $u_a(z)$ is the eigenfunction of \hat{L}_a with eigenvalue ϵ_a . Here $\mathbf{R}(\mathbf{K})$ denotes the spatial coordinate (momentum) in the $(D - 1)$ -dimensional plane normal to z . Eigenvalues of \hat{L}_1 are all non-negative, while \hat{L}_2 has one negative eigenvalue, $\epsilon_2 = \alpha$, corresponding to a bound-state eigenfunction $u_2(z) = \text{sech}(z/\xi)$, see Sec. II A of Ref. [29]. It implies that the long-wavelength fluctuations in the imaginary part direction, decomposed as $\phi_2^{\mathbf{K}}(\mathbf{r}) = \text{sech}(z/\xi) e^{i\mathbf{K} \cdot \mathbf{R}}$ with $K < \sqrt{|\alpha|}/\xi_0$, will grow exponentially in time with the exponent $(|\alpha| - \xi_0^2 K^2) \gamma t$ [16].

With $\phi_2(\mathbf{r}) = \varphi(\mathbf{R}, t) \text{sech}(z/\xi)$, the correlation function $C(\mathbf{R}, t) = \langle \varphi(\mathbf{0}, t) \varphi(\mathbf{R}, t) \rangle$ depicts the real space structure of the fluctuation within the interface. From Eq. (3), it has the following analytical expression for $\gamma t \gg 1/|\alpha|$ (see Sec. II B of Ref. [29]):

$$C(\mathbf{R}, t) \approx \zeta |\alpha| \frac{e^{2|\alpha|\gamma t}}{\sqrt{8\pi|\alpha|\gamma t}} I_0 \left(\frac{R^2}{16\xi_0^2 \gamma t} \right) e^{-\frac{R^2}{16\xi_0^2 \gamma t}} \quad (4)$$

with the modified Bessel function I_0 of the first kind. Therefore, the fluctuation magnitude grows exponentially with the correlation length growing as $L(t) = 4\xi_0 \sqrt{\gamma t}$, a diffusive behavior. Note that due to the initial fluctuations $\langle \phi_2(\mathbf{r}) \phi_2(\mathbf{r}') \rangle \sim 1/|\mathbf{r} - \mathbf{r}'|$ at long distances, the spatial correlation crossovers from an exponential decay at $R \ll L(t)$ to a power law decay $C(\mathbf{R}, t) \propto L(t)/R$ at $R \gg L(t)$. The first-stage dynamics ends at a crossover time t_c when the fluctuation becomes so large that the linear approximation in Eq. (3) fails, and the $|\psi|^4$ term in Eq. (2) starts to stop its growth. One may estimate this timescale by $\langle |\psi(\mathbf{r}, t_c)|^2 \rangle \sim |\alpha|$, which gives $C(\mathbf{0}, t_c) \sim |\alpha|$ and $\gamma t_c \sim (2|\alpha|)^{-1} \ln(\zeta^{-1})$. Note that γt_c thus obtained is much larger than $1/|\alpha|$ given that $\zeta \ll 1$.

At $t \simeq t_c$, the interface consists of randomly distributed positive- ϕ_2 and negative- ϕ_2 domains with the typical domain size of $4\xi_0 \sqrt{\gamma t_c}$ [16]. Boundaries between the domains quickly relax into stable topological defects with the phase winding $\pm 2\pi$, as illustrated in Fig. 2(c), meaning that the interface becomes full of randomly distributed 2D vortex strings as in Fig. 1.

At $t \gtrsim t_c$, the second stage of dynamics takes over, which has been argued to be a coarsening dynamics [30] of the vortex strings. Thereby, distributions of the vortex strings at different times show a statistical self-similarity, which is characterized by a growing correlation length $L(t)$, or the typical inter-string distance. The coarsening dynamics with $L(t) \propto t^p$ and $p > 1/2$, $p = 1/2$, and $p < 1/2$ is referred to as

superdiffusive, diffusive, and subdiffusive dynamics, respectively. Eq. (1) implies the equation of motion for the length scale:

$$\lambda(L) \frac{dL}{dt} = F_d(L), \quad (5)$$

see Refs. [30–32, 34] and Sec. III B of Ref. [29]. Here $\lambda(L) \frac{dL}{dt}$ and $F_d(L)$ are the frictional force with a friction coefficient $\lambda(L)$ and the driving force acting on a unit length of the vortex string, respectively. Eq. (5) is nothing but a balance equation between the two forces. Consider a circular vortex-string loop with the diameter L , a typical topological defect, its energy is $E \sim |\alpha| E_c \xi_0^2 L \ln(L/\xi)$ [29, 30]. Therefore, the driving force that contracts the loop is $F_d(L) \sim L^{-1} dE/dL \sim |\alpha| E_c \xi_0^2 L^{-1} \ln(L/\xi)$ in the large L limit. The friction coefficient $\lambda(L) \sim \gamma^{-1} E_c |\alpha| \ln(L/\xi)$ is derived from the damping term [29, 30], i.e. first-order time derivative term in Eq. (1). Combining these two, we obtain a solution of Eq. (5) in the large- L limit as $L(t) \sim \xi_0 \sqrt{\gamma t}$, which manifests a diffusive coarsening dynamics.

We numerically simulated Eq. (1) with the domain-wall initial condition and observed the coarsening dynamics. To evaluate the length scale $L(t)$ in the simulation, we count a number N of vortices in the y - z planes for each discrete x , average N over different x , and define $L = L_y / \langle N \rangle$, where L_y is the system size along y . Fig. 3(a) shows L versus time by a log-log plot in the interval of $\log_{10}(L/\xi) \in (1, 1.2)$, from which we estimate the exponent p by a linear fit $\log_{10}(L/\xi) = p \log_{10}(|\alpha|\gamma t) + c_0$. The estimate gives $p = 0.45$ for the 2D interface of a 3D system. The discrepancy from the theoretical result may be because the simulation has not entered the long-time regime.

One can define a structure factor $S(\mathbf{K}, t)$ on the interface by a Fourier transform of $C(\mathbf{R}, t)$ [36, 37], which may be experimentally measurable by time-resolved X-ray diffraction [37, 43]. The correlation length $L(t)$ could be fitted from the dynamical scaling form $S(\mathbf{K}, t) = g(KL)$ [30].

The effects of a Z_2 term— To model the case without the $U(1)$ symmetry, we add a term $2\beta\psi_2^2$ (Z_2 term) with $\beta > 0$ to the free energy density in Eq. (2), reducing the $U(1)$ symmetry to a $Z_2 \otimes Z_2$ symmetry under the transformation $\psi_{1(2)} \rightarrow \pm\psi_{1(2)}$. Due to the Z_2 term, the low-temperature equilibrium state is long-range ordered even for a 2D system so that a well-defined 1D domain wall could be generated. This model describes commensurate CDW/SDW [44, 45] and excitonic insulators [46], etc. As shown below, the decay process of the domain wall for the small β case is characterized by a similar two-stage dynamics as the $U(1)$ symmetric case, while the scaling behavior may be different.

For the first-stage dynamics, the Z_2 term modifies \hat{L}_2 in Eq. (3), $\hat{L}_2 = -\xi_0^2 \partial_z^2 + 2(\alpha + \beta) + 2\psi_0^2$, so that the lowest eigenvalue of \hat{L}_2 becomes $\alpha + 2\beta$. For $\beta > |\alpha|/2$, the eigenvalue is positive, and the domain wall is stable against any fluctuation of the imaginary part of ψ . For $\beta < |\alpha|/2$, the mode $\phi_2^{\mathbf{K}}(\mathbf{r}) = \text{sech}(z/\xi) e^{i\mathbf{K} \cdot \mathbf{R}}$ with $K < \sqrt{|\alpha| - 2\beta}/\xi_0$ grows exponentially in time. The growth is characterized by

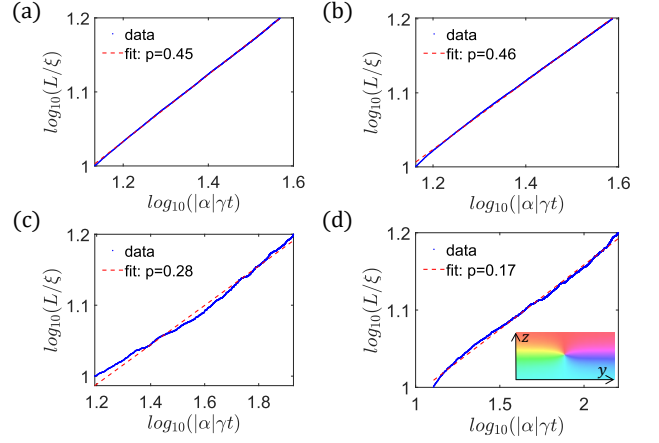


FIG. 3. Numerically computed $\log_{10}(L/\xi)$ as a function of $\log_{10}(|\alpha|\gamma t)$ for $2\zeta = 0.0001$, and the linear fitting. In the numerical simulation, space and time are discretized by step sizes 0.5ξ and $0.03(|\alpha|\gamma)^{-1}$. Data points are selected within $\log_{10}(L/\xi) \in (1, 1.2)$. (a) The 3D $U(1)$ symmetric case. (b) The 3D $U(1)$ breaking case with $\beta/|\alpha| = 0.1$. Both (a) and (b) are simulated in a $L_x \times L_y \times L_z$ grid with $L_z/\xi = 60$, $L_x/\xi = L_y/\xi = 1280$. (c)(d) The 2D case with the Z_2 term $\beta/|\alpha|$ being 0.001 (c) and 0.1 (d). The phase distribution of a topological defect is sketched in the inset of (d) with the same colorbar as Fig. 2(b,c). Both (c) and (d) are simulated in a $L_y \times L_z$ grid with $L_z/\xi = 120$, $L_y/\xi = 38400$.

the correlation function $C(\mathbf{R}, t)$. The correlation function in the long-time regime with $\gamma t \gg 1/\beta$ and $\gamma t \gg 1/(|\alpha| - 2\beta)$ is computed from Eq. (3) as [29]

$$C(\mathbf{R}, t) \approx c_1 \zeta |\alpha| \frac{e^{2(|\alpha| - 2\beta)\gamma t}}{\sqrt{8\pi|\alpha|\gamma t}^{D-1}} e^{-\frac{R^2}{8\xi_0^2\gamma t}} \quad (6)$$

where $c_1 \approx \sqrt{|\alpha|/\beta}$ if $\beta \ll |\alpha|$. Similar to Eq. (4), one has a growing correlation length $L(t) \sim \xi_0 \sqrt{8\gamma t}$. The crossover time to the second-stage dynamics is $\gamma t_c \sim (2|\alpha|)^{-1} \ln(\zeta^{-1})$ for $\beta \ll |\alpha|$, given that $\ln(\zeta^{-1}) \gg |\alpha|/\beta$ such that t_c is in the long-time regime.

The coarsening dynamics of the topological defects with the Z_2 term is also described by the balance equation Eq. (5), while the friction coefficient $\lambda(L)$ and the driving force $F_d(L)$ depends on a spatial profile of the topological defect that is deformed by the Z_2 term. In the case of $\beta \ll |\alpha|$, the free energy density f is dominated by its phase part,

$$f \approx |\alpha| (\xi_0^2 |\nabla\theta|^2 + 2\beta \sin^2 \theta). \quad (7)$$

Even with the small β , the topological defect is no longer a perfect circular vortex, but connects two different sine-Gordon solitons $\theta_0^\pm = \arg(\sinh(\sqrt{2\beta}z/\xi_0) \pm i)$ [29, 47], which is sketched in the inset of Fig. 3(d). When the distance r from the vortex core in the 2D plane is much smaller than a length scale $\xi_0/\sqrt{2\beta}$, the spatial profile approaches the form of a circular symmetric vortex. For $r \gg \xi_0/\sqrt{2\beta}$, the profile θ_0^\pm approaches the sine-Gordon solitons as $\theta \approx \theta_0^\pm + s(r)$, where $s(r) \sim e^{-r\sqrt{2\beta}/\xi_0}$ decays exponentially.

As a result, the coarsening dynamics crossovers between two asymptotic time domains. In the early-time domain with $L(t) \ll \xi_0/\sqrt{2\beta}$, adjacent defects see each other as circular symmetric vortices. Therefore, the driving force and frictional force are the same as the $U(1)$ symmetric case. In 2D systems, they are $F_d(L) \sim E_c|\alpha|\xi_0^2/L$, and $\lambda(L) \sim E_c|\alpha|\ln(L/\xi)/\gamma$, respectively. From Eq. (5), one has $L(t) \sim \xi_0\sqrt{\gamma t/\ln(|\alpha|\gamma t)}$, which is nearly diffusive in the large- γt limit. In 3D systems, the calculation is explained below Eq. (5). In the late-time domain with $L(t) \gg \xi_0/\sqrt{2\beta}$, the adjacent vortices see each other as the sine-Gordon solitons. Thereby, the friction coefficient becomes a constant $\lambda \sim E_c|\alpha|/\gamma$. The driving force in the 2D system becomes short-range attraction between vortices and antivortices with $F_d(L) \sim \xi_0 E_c|\alpha|\sqrt{2\beta}e^{-L\sqrt{2\beta}/\xi_0}$, while the driving force in the 3D system is dominated by the string tension with $F_d(L) \sim \xi_0^2 E_c|\alpha|L^{-1}$, see Sec. III B of Ref. [29]. This results in the following scaling for the late-time domain of the coarsening dynamics,

$$L(t) \sim \begin{cases} \frac{\xi_0}{\sqrt{2\beta}} \ln(2\beta\gamma t) & \text{in 2D systems,} \\ \xi_0\sqrt{\gamma t} & \text{in 3D systems.} \end{cases} \quad (8)$$

Thus, the coarsening dynamics in the 2D systems exhibit a diffusive-to-subdiffusive crossover as L goes from $L \ll \xi_0/\sqrt{2\beta}$ to $L \gg \xi_0/\sqrt{2\beta}$, while that in the 3D systems are always diffusive.

Numerical simulations of Eq. (1) with the Z_2 term shows consistent coarsening dynamics. In Fig. 3(b,c,d), we fit the value of p in the interval of $\log_{10}(L/\xi) \in (1, 1.2)$ for several $\beta/|\alpha|$. We get $p = 0.46$ in the 3D systems with $\beta/|\alpha| = 0.1$ (Fig. 3(b)), which is consistent with the diffusive dynamics. In the 2D systems, we obtain $p = 0.28$ and 0.17 with $\beta/|\alpha| = 0.001$ ($L < \xi_0/\sqrt{2\beta}$) and 0.1 ($L > \xi_0/\sqrt{2\beta}$), respectively (Fig. 3(c,d)), which is consistent with the diffusive-to-subdiffusive crossover.

Stability of the interface—In addition to the motion within the interface, the defects also move in the z -direction due to the thermal noise η . From Eq. (1), the z -direction motion of a defect is a Brownian motion given by $d(z/\xi_0)/d(\gamma t) = H_z$ with a random force H_z dependent on the defect size. For a typical defect with size L , the random force for a vortex satisfies

$$\langle H_z(t)H_z(t') \rangle = \begin{cases} \frac{2\zeta}{h_z(L)}\delta(\gamma t - \gamma t') & \text{in 2D systems,} \\ \frac{2\zeta}{h_z(L)L/\xi}\delta(\gamma t - \gamma t') & \text{in 3D systems.} \end{cases} \quad (9)$$

Here $h_z(L) = \int d^2\mathbf{r} (\partial_z\theta)^2$ where $\theta(\mathbf{r})$ is the profile of a vortex with size L discussed below Eq. (7), see Sec. III B of Ref. [29]. For the $U(1)$ symmetric case as well as for the $L \ll \xi_0/\sqrt{2\beta}$ case with a nonzero β , one has $h_z(L) \sim \ln(L/\xi)$, while it is hard to evaluate $h_z(L)$ for the other cases. Eq. (9) implies that as long as ζ is small, the z -direction motion of the defects is negligible and the interface is stable.

Effects of the inertia term—So far, we have clarified the decaying process of the domain wall in terms of the “model

A” dynamics, Eq. (1). The “model A” dynamics neglects the inertia of the order parameter, the $\partial_t^2\psi$ term, while the inertia is crucial for the inversion of the order parameter by the pump pulse that generates the domain wall [25–29]. Thus, we now proceed to add the inertia term $\gamma_0^{-2}\partial_t^2\psi$ to the left-hand side of Eq. (1), and discuss how the decaying processes of the domain wall are modified. Note that microscopic derivations of the relevant TDGL theory [40, 48] gives $\gamma, \gamma_0 \sim T$ for pure electronic density-wave orders arising from Fermi surface nesting, see Ref. [40] and Appendix E of Ref. [48], while a mixing with lattice distortions may significantly increase the inertia.

In the first-stage dynamics, a small $|\alpha|$ suppresses the inertia term more effectively than the damping term. Thus, as long as the temperature is close to T_c where $|\alpha| \ll 1$, the inertia term does not change the qualitative picture of the first-stage dynamics, modifying only the coefficients. Specifically, the time-dependent correlation length in Eqs. (4,6) is renormalized by a factor $1/\sqrt{\kappa}$ with $\kappa = \sqrt{1 + 4(|\alpha| - 2\beta)\gamma^2/\gamma_0^2}$, see Sec. IV of Ref. [29].

In the second-stage dynamics, the $\partial_t^2\psi$ term gives the topological defect an inertial mass $m(L) = \lambda(L)\gamma/\gamma_0^2$ [49], which is dependent on the defect size L . Thereby, Eq. (5) is modified into

$$m(L)\frac{d^2L}{dt^2} + \lambda(L)\frac{dL}{dt} = F_d(L), \quad (10)$$

see Sec. IV of Ref. [29]. Note that all the results of $L(t)$ satisfying Eq. (5) obtained in this work satisfy Eq. (10) in the long-time limit, when the term $m(L)d^2L/dt^2$ is much smaller than the other two terms.

Discussion—Our theory enriches the mechanism of topological defect generation in ultrafast experiments [11, 24, 50–53]. It applies to a wide class of systems with order parameters breaking a (quasi) continuous symmetry, such as charge [22, 45, 54–56], spin [41], excitonic order [46, 57, 58], and superconductivity [16, 39, 40, 42].

In some experiments for 3D systems, a strong pump fluence could generate multiple domain walls at different depths in the z direction with a typical inter-wall distance L_z [25–27]. In this paper, we focused on the decaying dynamics of an individual domain wall neglecting the interaction between the walls. This is appropriate as long as the inter-wall distance L_z is much larger than the typical size L of the topological defects on the walls, such that each wall evolves independently with a diffusive growth of in-plane correlation length L while L_z does not grow. In other words, the measured correlation-length dynamics depends on the direction of the measurement. This might be relevant to a recent pump-probe experiment that reports anomalous subdiffusive coarsening dynamics of the CDW in LaTe₃ [36].

Similar physics also applies to systems with two competing orders [16, 29]. For example, a real field ψ breaking a Z_2 symmetry (e.g., commensurate CDW) competes with a complex field $\Psi = \Psi_1 + i\Psi_2$ breaking a $U(1)$ symmetry (e.g., superconductivity or incommensurate CDW) [54, 55] such that

ψ dominates and Ψ is completely suppressed in the equilibrium. If a pump pulse generates a domain wall of ψ , the fluctuations of Ψ may become unstable on the domain wall and grow into a random domain structure with increasing correlation length, see Sec. V of Ref. [29].

Acknowledgment— We thank Andrew J. Millis, Mariano Trigo, Alfred Zong, Ke Liu, Yeyang Zhang, and Zhenyu Xiao for helpful discussions. Lingxian Kong and Ryuichi Shindou acknowledge the supports from the National Basic Research Programs of China (No. 2019YFA0308401) and the National Natural Science Foundation of China (No. 11674011 and No. 12074008). Zhiyuan Sun acknowledges the support of the startup grant from the State Key Laboratory of Low-Dimensional Quantum Physics at Tsinghua University.

* Corresponding author. zysun@tsinghua.edu.cn

- [1] A. Kirilyuk, A. V. Kimel, and T. Rasing, Ultrafast optical manipulation of magnetic order, *Rev. Mod. Phys.* **82**, 2731 (2010).
- [2] A. de la Torre, D. M. Kennes, M. Claassen, S. Gerber, J. W. McIver, and M. A. Sentef, Colloquium: Nonthermal pathways to ultrafast control in quantum materials, *Rev. Mod. Phys.* **93**, 041002 (2021).
- [3] D. Fausti, R. I. Tobey, N. Dean, S. Kaiser, A. Dienst, M. C. Hoffmann, S. Pyon, T. Takayama, H. Takagi, and A. Cavalleri, Light-Induced Superconductivity in a Stripe-Ordered Cuprate, *Science* **331**, 189 (2011).
- [4] M. Mitrano, A. Cantaluppi, D. Nicoletti, S. Kaiser, A. Perucchi, S. Lupi, P. Di Pietro, D. Pontiroli, M. Riccò, S. R. Clark, D. Jaksch, and A. Cavalleri, Possible light-induced superconductivity in K_3C_{60} at high temperature, *Nature* **530**, 461 (2016).
- [5] M. A. Sentef, A. Tokuno, A. Georges, and C. Kollath, Theory of laser-controlled competing superconducting and charge orders, *Phys. Rev. Lett.* **118**, 087002 (2017).
- [6] D. M. Kennes, E. Y. Wilner, D. R. Reichman, and A. J. Millis, Transient superconductivity from electronic squeezing of optically pumped phonons, *Nat. Phys.* **13**, 479 (2017).
- [7] Y. Wan and R. Moessner, Control of the effective free-energy landscape in a frustrated magnet by a field pulse, *Phys. Rev. Lett.* **119**, 167203 (2017).
- [8] S. Vogelgesang, G. Storeck, J. Horstmann, T. Diekmann, M. Siviš, S. Schramm, K. Rossnagel, S. Schäfer, and C. Ropers, Phase ordering of charge density waves traced by ultrafast low-energy electron diffraction, *Nature Physics* **14**, 184 (2018).
- [9] S. J. Zhang, Z. X. Wang, L. Y. Shi, T. Lin, M. Y. Zhang, G. D. Gu, T. Dong, and N. L. Wang, Light-induced new collective modes in the superconductor $La_{1.905}Ba_{0.095}CuO_4$, *Phys. Rev. B* **98**, 020506(R) (2018).
- [10] K. A. Cremin, J. Zhang, C. C. Homes, G. D. Gu, Z. Sun, M. M. Fogler, A. J. Millis, D. N. Basov, and R. D. Averitt, Photoenhanced metastable c-axis electrodynamic in stripe-ordered cuprate $La_{1.885}Ba_{0.115}CuO_4$, *Proceedings of the National Academy of Sciences* **116**, 19875 (2019).
- [11] A. Zong, A. Kogar, Y. Q. Bie, T. Rohwer, C. Lee, E. Baldini, E. Ergeçen, M. B. Yilmaz, B. Freelon, E. J. Sie, H. Zhou, J. Straquadine, P. Walmsley, P. E. Dolgirev, A. V. Rozhkov, I. R. Fisher, P. Jarillo-Herrero, B. V. Fine, and N. Gedik, Evidence for topological defects in a photoinduced phase transition, *Nat. Phys.* **15**, 27 (2019).
- [12] J. Zhang, C. Lian, M. Guan, W. Ma, H. Fu, H. Guo, and S. Meng, Photoexcitation induced quantum dynamics of charge density wave and emergence of a collective mode in 1T-TaS₂, *Nano Letters* **19**, 6027 (2019).
- [13] M. Claassen, D. M. Kennes, M. Zingl, M. A. Sentef, and A. Rubio, Universal optical control of chiral superconductors and majorana modes, *Nature Physics* **15**, 766 (2019).
- [14] P. E. Dolgirev, M. H. Michael, A. Zong, N. Gedik, and E. Demler, Self-similar dynamics of order parameter fluctuations in pump-probe experiments, *Phys. Rev. B* **101**, 174306 (2020).
- [15] P. E. Dolgirev, A. V. Rozhkov, A. Zong, A. Kogar, N. Gedik, and B. V. Fine, Amplitude dynamics of the charge density wave in LaTe₃: Theoretical description of pump-probe experiments, *Phys. Rev. B* **101**, 054203 (2020).
- [16] Z. Sun and A. J. Millis, Transient trapping into metastable states in systems with competing orders, *Phys. Rev. X* **10**, 021028 (2020).
- [17] Z. Sun and A. J. Millis, Topological charge pumping in excitonic insulators, *Phys. Rev. Lett.* **126**, 027601 (2021).
- [18] Z. Sun, T. Kaneko, D. Golež, and A. J. Millis, Second-order josephson effect in excitonic insulators, *Phys. Rev. Lett.* **127**, 127702 (2021).
- [19] F. Y. Gao, Z. Zhang, Z. Sun, L. Ye, Y.-H. Cheng, Z.-J. Liu, J. G. Checkelsky, E. Baldini, and K. A. Nelson, Snapshots of a light-induced metastable hidden phase driven by the collapse of charge order, *Science Advances* **8**, eabp9076 (2022).
- [20] C. Bao, P. Tang, D. Sun, and S. Zhou, Light-induced emergent phenomena in 2D materials and topological materials, *Nature Reviews Physics* **4**, 33 (2022).
- [21] A. E. Tarkhov, A. V. Rozhkov, and B. V. Fine, Dynamics of topological defects after photoinduced melting of a charge density wave, *Phys. Rev. B* **106**, L121109 (2022).
- [22] Z. Nie, Y. Wang, D. Chen, and S. Meng, Unraveling hidden charge density wave phases in 1T-TiSe₂, *Phys. Rev. Lett.* **131**, 196401 (2023).
- [23] Z. Sun, Floquet engineering of many-body states by the ponderomotive potential (2023), [arXiv:2312.04892 \[cond-mat.str-el\]](https://arxiv.org/abs/2312.04892).
- [24] Y. Cheng, A. Zong, L. Wu, Q. Meng, W. Xia, F. Qi, P. Zhu, X. Zou, T. Jiang, Y. Guo, *et al.*, Ultrafast formation of topological defects in a two-dimensional charge density wave, *Nature Physics* **20**, 54 (2024).
- [25] R. Yusupov, T. Mertelj, V. V. Kabanov, S. Brazovskii, P. Kusar, J.-H. Chu, I. R. Fisher, and D. Mihailovic, Coherent dynamics of macroscopic electronic order through a symmetry breaking transition, *Nature Physics* **6**, 681 (2010).
- [26] S. Duan, Y. Cheng, W. Xia, Y. Yang, C. Xu, F. Qi, C. Huang, T. Tang, Y. Guo, W. Luo, *et al.*, Optical manipulation of electronic dimensionality in a quantum material, *Nature* **595**, 239 (2021).
- [27] M. Trigo, P. Giraldo-Gallo, J. N. Clark, M. E. Kozina, T. Henighan, M. P. Jiang, M. Chollet, I. R. Fisher, J. M. Glownia, T. Katayama, P. S. Kirchmann, D. Leuenberger, H. Liu, D. A. Reis, Z. X. Shen, and D. Zhu, Ultrafast formation of domain walls of a charge density wave in SmTe₃, *Phys. Rev. B* **103**, 054109 (2021).
- [28] T. Huber, S. O. Mariager, A. Ferrer, H. Schäfer, J. A. Johnson, S. Grübel, A. Lübecke, L. Huber, T. Kubacka, C. Dornes, C. Laulhe, S. Ravy, G. Ingold, P. Beaud, J. Demsar, and S. L. Johnson, Coherent structural dynamics of a prototypical charge-density-wave-to-metal transition, *Phys. Rev. Lett.* **113**, 026401 (2014).
- [29] See Supplemental Material at [url will be inserted by publisher] for details of the derivation.

- [30] A. J. Bray, Theory of phase-ordering kinetics, *Advances in Physics* **51**, 481 (2002).
- [31] B. Yurke, A. N. Pargellis, T. Kovacs, and D. A. Huse, Coarsening dynamics of the XY model, *Phys. Rev. E* **47**, 1525 (1993).
- [32] A. N. Pargellis, P. Finn, J. W. Goodby, P. Panizza, B. Yurke, and P. E. Cladis, Defect dynamics and coarsening dynamics in smectic-C films, *Phys. Rev. A* **46**, 7765 (1992).
- [33] M. Mondello and N. Goldenfeld, Scaling and vortex dynamics after the quench of a system with a continuous symmetry, *Phys. Rev. A* **42**, 5865 (1990).
- [34] H. Toyoki and K. Honda, Ordering Dynamics of a Deeply Quenched Complex Field, *Progress of Theoretical Physics* **78**, 237 (1987).
- [35] M. Mondello and N. Goldenfeld, Scaling and vortex-string dynamics in a three-dimensional system with a continuous symmetry, *Phys. Rev. A* **45**, 657 (1992).
- [36] G. Orenstein, R. A. Duncan, G. A. de la Pena Munoz, Y. Huang, V. Krapivin, Q. L. Nguyen, S. Teitelbaum, A. G. Singh, R. Mankowsky, H. Lemke, M. Sander, Y. Deng, C. Arrell, I. R. Fisher, D. A. Reis, and M. Trigo, Subdiffusive dynamics of topological vortex strings of a charge density wave (2023), [arXiv:2304.00168 \[cond-mat.mtrl-sci\]](https://arxiv.org/abs/2304.00168).
- [37] M. Trigo, P. Giraldo-Gallo, M. E. Kozina, T. Henighan, M. P. Jiang, H. Liu, J. N. Clark, M. Chollet, J. M. Glownia, D. Zhu, T. Katayama, D. Leuenberger, P. S. Kirchmann, I. R. Fisher, Z. X. Shen, and D. A. Reis, Coherent order parameter dynamics in SmTe_3 , *Phys. Rev. B* **99**, 104111 (2019).
- [38] P. C. Hohenberg and B. I. Halperin, Theory of dynamic critical phenomena, *Rev. Mod. Phys.* **49**, 435 (1977).
- [39] N. Kopnin, *Theory of Nonequilibrium Superconductivity* (Oxford University Press, 2001).
- [40] Y. Lemonik and A. Mitra, Quench dynamics of superconducting fluctuations and optical conductivity in a disordered system, *Phys. Rev. B* **98**, 214514 (2018).
- [41] G. Grüner, The dynamics of spin-density waves, *Rev. Mod. Phys.* **66**, 1 (1994).
- [42] Y. Lemonik and A. Mitra, Time-resolved spectral density of interacting fermions following a quench to a superconducting critical point, *Phys. Rev. B* **96**, 104506 (2017).
- [43] S. Wall and M. Trigo, Recent developments in ultrafast x-ray techniques for materials science applications, *Synchrotron Radiation News* **29**, 13 (2016).
- [44] P. Bak, Commensurate phases, incommensurate phases and the devil's staircase, *Reports on Progress in Physics* **45**, 587 (1982).
- [45] G. Grüner, The dynamics of charge-density waves, *Rev. Mod. Phys.* **60**, 1129 (1988).
- [46] Z. Sun, T. Kaneko, D. Golež, and A. J. Millis, Second-order josephson effect in excitonic insulators, *Phys. Rev. Lett.* **127**, 127702 (2021).
- [47] M. Eto, Y. Hamada, and M. Nitta, Composite topological solitons consisting of domain walls, strings, and monopoles in $O(N)$ models, *Journal of High Energy Physics* **2023**, 150 (2023).
- [48] Z. Sun, M. M. Fogler, D. N. Basov, and A. J. Millis, Collective modes and terahertz near-field response of superconductors, *Phys. Rev. Res.* **2**, 023413 (2020).
- [49] J.-M. Duan and A. J. Leggett, Inertial mass of a moving singularity in a fermi superfluid, *Phys. Rev. Lett.* **68**, 1216 (1992).
- [50] T. W. B. Kibble, Topology of cosmic strings and domains, *J. Phys. A* **9**, 1387 (1976).
- [51] W. H. Zurek, Cosmological experiments in superfluid helium?, *Nature* **317**, 505 (1985).
- [52] W. H. Zurek, Cosmological experiments in condensed matter systems, *Physics Reports* **276**, 177 (1996).
- [53] T. Mertelj, P. Kusar, V. V. Kabanov, P. Giraldo-Gallo, I. R. Fisher, and D. Mihailovic, Incoherent topological defect recombination dynamics in TbTe_3 , *Phys. Rev. Lett.* **110**, 156401 (2013).
- [54] Y. I. Joe, X. Chen, P. Ghaemi, K. Finkelstein, G. de La Peña, Y. Gan, J. Lee, S. Yuan, J. Geck, G. MacDougall, *et al.*, Emergence of charge density wave domain walls above the superconducting dome in 1T-TiSe_2 , *Nature Physics* **10**, 421 (2014).
- [55] S. Yan, D. Iai, E. Morosan, E. Fradkin, P. Abbamonte, and V. Madhavan, Influence of domain walls in the incommensurate charge density wave state of Cu intercalated 1T-TiSe_2 , *Phys. Rev. Lett.* **118**, 106405 (2017).
- [56] S. Duan, W. Xia, C. Huang, S. Wang, L. Gu, H. Liu, D. Xiang, D. Qian, Y. Guo, and W. Zhang, Ultrafast switching from the charge density wave phase to a metastable metallic state in 1T-TiSe_2 , *Phys. Rev. Lett.* **130**, 226501 (2023).
- [57] D. Jérôme, T. M. Rice, and W. Kohn, Excitonic insulator, *Phys. Rev.* **158**, 462 (1967).
- [58] A. Kozlov and L. Maksimov, The metal-dielectric divalent crystal phase transition, *Sov. Phys. JETP* **21**, 790 (1965).

Supplemental information for “Fate of transient order parameter domain walls in ultrafast experiments”

Lingxian Kong,¹ Ryuichi Shindou,¹ and Zhiyuan Sun^{2,*}

¹International Center for Quantum Materials, School of Physics, Peking University, Beijing 100871, China

²State Key Laboratory of Low-Dimensional Quantum Physics and Department of Physics, Tsinghua University, Beijing 100084, China

CONTENTS

I. Brief introduction about the formation of the order-parameter domain wall in ultrafast experiments.	1
II. The first-stage dynamics	3
A. Eigenvalues of the \hat{L}_a operators.	4
B. Solving $C(\mathbf{R}, t) = \langle \varphi(\mathbf{0}, t) \varphi(\mathbf{R}, t) \rangle$ based on Eq. (S4).	4
1. An equation of motion for $\varphi(\mathbf{R}, t)$.	4
2. Derivation of Eqs. (4,6) in the main text.	4
C. Determine the crossover time t_c .	8
III. The second-stage dynamics	9
A. Spatial profile of the topological defect without the $U(1)$ symmetry ($\beta \neq 0$).	10
B. Force balance of the defects	12
1. 2D systems	12
2. 3D systems	15
3. Derivation of Eq. (S64) from Eq. (S63).	19
IV. Effects of the $\partial_t^2 \psi$ term	19
A. Suppression of the $\partial_t^2 \psi$ term when the temperature is near T_c .	19
B. Quantitative modifications of the first and second stage dynamics by the $\partial_t^2 \psi$ term.	20
C. Derivation of Eq. (S102, S103).	20
V. Coupled three-component field in 3D systems.	22
A. Free energy and first-stage dynamics	22
B. The second-stage dynamics	23
VI. Details of the numerical simulation	24
References	25

I. BRIEF INTRODUCTION ABOUT THE FORMATION OF THE ORDER-PARAMETER DOMAIN WALL IN ULTRAFAST EXPERIMENTS.

In this section, we introduce a mechanism of the domain wall formation [1–3]. It has been reported both theoretically and experimentally that an optical pump can invert the charge-density-wave (CDW) order parameter in surface regions of samples, generating domain walls of the order parameter. The formation of the domain wall is driven by a thermal effect due to the optical pump. When the optical pump acts on a sample surface (Fig. S1), layers near the surface get hotter instantly, while layers inside a sample bulk remains cold due to a finite penetration depth of the optical pump. Suppose that during the optical pump, $t_{\text{pump}} < t < t_{\text{off}}$, the temperature in the surface layers is elevated to a temperature with a spatial dependence $T(z, t) = T_0 + \Theta(t - t_{\text{pump}})\Theta(t_{\text{off}} - t)(T_H - T_0)e^{-(z_{\text{top}} - z)/z_p}$. Here $\Theta(t)$ is the Heaviside step function, z_{top} is a location of the top surface, and z_p is the penetration depth of the optical pump. T_H is the temperature on the top surface of the sample, which is above an equilibrium critical temperature T_c . T_0 is the temperature deep inside the sample, which is below T_c .

* Corresponding author. zysun@tsinghua.edu.cn

Consider that the CDW free energy with the ‘‘Mexican hat’’ potential $V(|\psi|) = E_c[|\psi|^2 + \alpha(z, t)]^2$ depends on time t through the coefficient $\alpha(z, t)$ and $\alpha(z, t)$ depends on a local temperature $T(z, t)$, i.e. $\alpha(z, t) = \alpha(T(z, t))$. $\alpha(z, t)$ is positive/negative if $T(z, t)$ is above/below a transition temperature T_c . For $t < t_{\text{pump}}$, the order parameter in the whole sample is in the equilibrium energy minima. Without loss of generality, we assume that ψ for $t < t_{\text{pump}}$ is real, e.g. $\psi = \psi_{\text{eq}} = -\sqrt{|\alpha|}$. In experiments, the duration of the optical pump is typically short, so that dynamics of the phase degree of freedom can be ignored [1]. Therefore, during such a short duration, ψ continues to be real, where the potential depends only on $\text{Re}\psi \equiv \psi_1$ for $t_{\text{pump}} < t < t_{\text{off}}$. Fig. S2 shows schematically an evolution of the potential $V(\psi_1)$ and how the order parameter is inverted in the region of the surface layers. After the pump, ψ in the surface layers follows an oscillatory motion, while ψ deep inside the bulk remains unchanged with $\psi = \psi_{\text{eq}} = -\sqrt{|\alpha|}$. When the the pump is off at an appropriate time, ψ in the surface region find its minimum on the other side of the double-well potential. Consequently, a domain wall shall be formed at a certain time, $t = t_0 > t_{\text{off}}$. A ψ -configuration with single domain wall at $z = 0$ can given by $\psi(r) = \sqrt{|\alpha|} \tanh \frac{z}{\xi}$ with $\xi \equiv \xi_0/\sqrt{|\alpha|}$ being the coherence length.

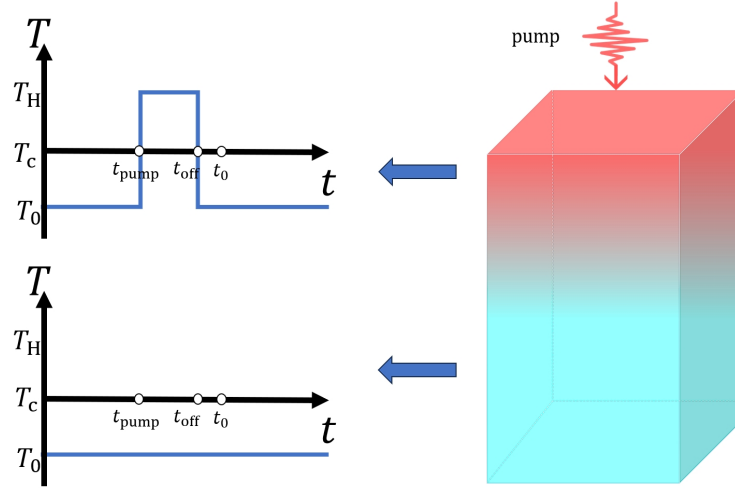


FIG. S1. Schematic pictures of the 3D sample under an optical pump, and time(t)-dependence of local temperature of a surface region. For $t_{\text{pump}} < t < t_{\text{off}}$, the optical pump acts on the upper surface of the sample, elevating the local temperature of the surface region to T_H . For the bulk region away from the surface, the temperature remains T_0 .

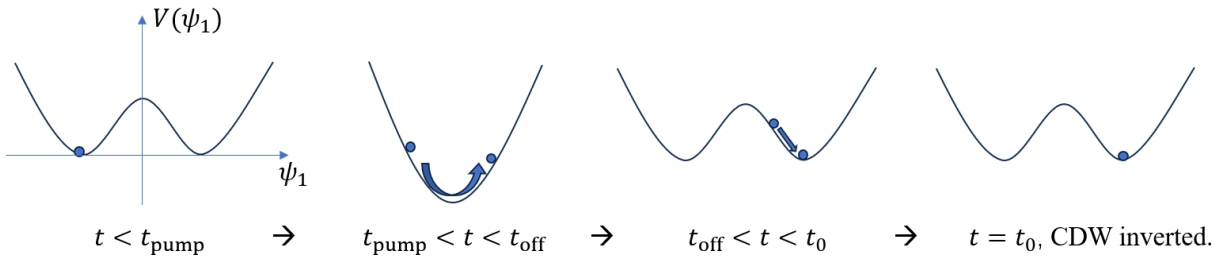


FIG. S2. Schematic picture of the order parameter inversion in the surface region. The curves shows an evolution of a free-energy potential for ψ_1 in the surface region, $V(\psi_1) = E_c[\psi_1^2 + \alpha(t)]^2$. Before the pump ($t < t_{\text{pump}}$), and after the pump ($t > t_{\text{off}}$), $\alpha(t)$ is negative, and the function has double wells. During the pump ($t_{\text{pump}} < t < t_{\text{off}}$), $\alpha(t) > 0$, and the potential is in the single-minimum form. A ball in the pictures represents the real part ψ_1 of the order parameter ψ . In the picture, ψ_1 is in the minimum with the negative value for $t < t_{\text{pump}}$. In the duration of the pump, ψ_1 ‘slides down’ along the potential, and changes its sign. When the pump is turned off, $V(\psi_1)$ changes into the double-well form again, and ψ_1 relaxes into the other well with the positive value.

In the following, we will explain the mechanism of the domain-wall formation more formally [1–3]. To describe the oscillatory motion of ψ in the duration of the optical pump, we add an inertia term into the time-dependent Ginzburg-Landau (TDGL)

equation,

$$\frac{1}{\gamma_0^2} \partial_t^2 \psi + \frac{1}{\gamma} \partial_t \psi = \xi_0^2 \nabla^2 \psi - 2\alpha(z, t)\psi - 2|\psi|^2 \psi. \quad (\text{S1})$$

Here we set $\alpha(z, t) = \alpha(T_0) + \Theta(t - t_{\text{pump}})\Theta(t_{\text{off}} - t)\alpha(T_H)e^{-(z_{\text{top}} - z)/z_p}$. Typically $z_p \approx 20\text{nm}$ [1–3]. By solving Eq. (S1) with the initial condition $\psi = -\sqrt{|\alpha|}$ before the pump, we confirm that the domain wall emerges after the duration of the optical pump, as shown in Fig. (S3).

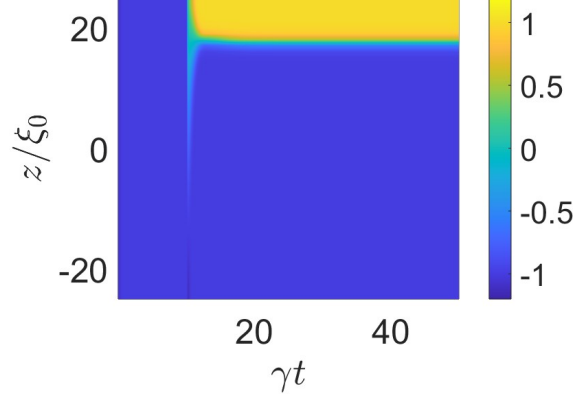


FIG. S3. Plot of ψ in the time evolution of Eq. (S1) with the initial condition $\psi = -1$. The pump is applied in $\gamma t \in [10, 10.2]$. i.e. $\alpha(z, t) = \alpha(T_0) + \Theta(t - 10)\Theta(10.2 - t)\alpha(T_H)e^{-(z_{\text{top}} - z)/z_p}$. Here $\alpha(T_0) = -1$, $\alpha(T_H) = 7$, $z_p/\xi_0 = 20$. $\gamma_0 = 0.1\gamma$.

Several remarks on Eq. (S1) should be noted in order. To begin, the dynamics of Eq. (S1) is in the mean-field level, which does not include the fluctuation effect. In the absence of the fluctuation, ψ remains to be real with the real ψ at the initial time, and the phase dynamics does not develop at all. Such dynamics is approximately valid within the short duration $t_{\text{pump}} < t < t_0$; these durations are anyway short enough that the phase fluctuation does not develop in practice [1, 3]. To study the further evolution of the domain wall for $t > t_0$, however, it is crucial to include the two-component nature of ψ as well as the thermal fluctuation effect. This is the major focus of this work.

Secondly, Eq. (S1) includes the inertia term, i.e. the second-order time-derivative term $\partial_t^2 \psi$, while the “model A” dynamics that we mainly use in this work for $t > t_0$ does not include the inertia term. To describe the formation of the domain wall during $t_{\text{pump}} < t < t_0$, the inertia term is crucial; without the inertia, ψ in the surface region falls into the $\psi \approx 0$ state and would stay there for the rest of the duration. To study the further evolution of the domain wall for $t > t_0$, we will mainly study the “model A” dynamics without the $\partial_t^2 \psi$ term for simplicity. In Sec. IV of this supplemental material as well as the end of the main text, we investigate the effects of the $\partial_t^2 \psi$ term in the domain wall evolution for $t > t_0$. We argue that the inertia term is suppressed when T_0 is close to T_c , modifying only quantitatively the domain wall evolution for $t > t_0$.

II. THE FIRST-STAGE DYNAMICS

In this section, we will discuss the first-stage dynamics for a general system with and without the $U(1)$ symmetry. We consider the following free energy and dynamics with the thermal noise;

$$\frac{1}{\gamma} \partial_t \psi = -\frac{1}{E_c} \frac{\delta F}{\delta \psi^*} + \eta \quad (\text{S2})$$

$$F = E_c \int d^D \mathbf{r} \xi_0^2 |\nabla \psi|^2 + (|\psi|^2 + \alpha)^2 + 2\beta \psi^2. \quad (\text{S3})$$

$$\langle \eta_i(\mathbf{r}, t) \eta_{i'}(\mathbf{r}', t') \rangle = \frac{2T}{\gamma E_c} \delta_{ii'} \delta(\mathbf{r} - \mathbf{r}') \delta(t - t')$$

Here γ^{-1} has dimension of time, α , β and ψ are dimensionless, and E_c has a dimension of energy density. i.e. $[\text{Energy}][\text{Length}]^{-D}$. The system has the $U(1)$ -symmetry for $\beta = 0$, where F is invariant under a transformation $\psi \rightarrow \psi^{i\theta}$. The symmetry reduces to $Z_2 \otimes Z_2$ symmetry for $\beta \neq 0$, where F is invariant under the transformations $\psi_{1(2)} \rightarrow \pm \psi_{1(2)}$. At $t = t_0$, $\psi(\mathbf{r}, t_0) = \psi_0 + \delta\psi$ with an initial fluctuation $\delta\psi = \phi_1 + i\phi_2$. The initial fluctuation comes from the thermal noise accumulated during the time

$t < t_0$. We will discuss the nature of the initial fluctuation in the later section of this section. By expanding small ϕ_1 and ϕ_2 , we obtain Eq. (3) in the main text,

$$\frac{1}{\gamma} \partial_t \phi_a = -(\hat{L}_a - \xi_0^2 \nabla_{\mathbf{R}}^2) \phi_a + \eta_a, \quad (\text{S4})$$

with $a = 1, 2$, $\mathbf{r} \equiv (\mathbf{R}, z)$, $\nabla_{\mathbf{R}}^2 = \nabla^2 - \partial_z^2$ is the Laplacian in $D - 1$ dimensions. and $\hat{L}_1 = -\xi_0^2 \partial_z^2 + 2\alpha + 6\psi_0^2$, and $\hat{L}_2 = -\xi_0^2 \partial_z^2 + 2\alpha + 2\beta + 2\psi_0^2$. According to Eq. (S4), eigenvectors of $-\hat{L}_a + \xi_0^2 \nabla_{\mathbf{R}}^2$ with positive eigenvalues amplify the fluctuations, dominating the first-stage dynamics for $t > t_0$. The eigenvectors are given by a product of eigenmodes of \hat{L}_a and plane waves $e^{i\mathbf{K} \cdot \mathbf{R}}$. Thus, the amplifying eigenvectors must comprise of the eigenmodes of \hat{L}_a with negative eigenvalues.

A. Eigenvalues of the \hat{L}_a operators.

\hat{L}_1 and \hat{L}_2 take forms of one-dimensional scattering problem with Poschl-Teller potential hole. The scattering problem is defined by a following Hamiltonian with a parameter λ ,

$$\hat{H}(\bar{z}; \lambda) = -\partial_{\bar{z}}^2 - \frac{\lambda(\lambda - 1)}{\cosh^2(\bar{z})}. \quad (\text{S5})$$

Setting $\bar{z} = z/\xi$, and $\xi \equiv \xi_0/\sqrt{|\alpha|}$, we obtain $\hat{L}_1 = |\alpha| \hat{H}(\bar{z}; 3) + 4|\alpha|$, $\hat{L}_2 = |\alpha| \hat{H}(\bar{z}; 2) + 2\beta$. The scattering problem has bound-states solutions with negative energies as well as continuum states with positive energies [4]. The negative eigenvalues are $-(\lambda - 1 - n)^2$ for non-negative integer n smaller than $\lambda - 1$: $0 \leq n < \lambda - 1$. Thus, \hat{L}_1 has always positive eigenvalues. \hat{L}_2 can have one negative eigenvalue $(-|\alpha| + 2\beta)$ with an eigenfunction $(\text{sech}(\bar{z}))$ for $\beta < |\alpha|/2$.

B. Solving $C(\mathbf{R}, t) = \langle \varphi(\mathbf{0}, t) \varphi(\mathbf{R}, t) \rangle$ based on Eq. (S4).

1. An equation of motion for $\varphi(\mathbf{R}, t)$.

To see how the eigenmode of \hat{L}_2 with the negative eigenvalue amplifies the fluctuation, let us set $\phi_2(\mathbf{r}, t) = \varphi(\mathbf{R}, t) \text{sech}(z/\xi)$ with $\mathbf{r} = (\mathbf{R}, z)$. Eq. (S4) in the main text reads

$$\frac{1}{\gamma} \partial_t \varphi(\mathbf{R}, t) \text{sech}(z/\xi) = (|\alpha| - 2\beta + \xi_0^2 \nabla_{\mathbf{R}}^2) \varphi(\mathbf{R}, t) \text{sech}(z/\xi) + \eta_2(\mathbf{r}, t) \quad (\text{S6})$$

By multiplying this by $\text{sech}(z/\xi)$ and taking an integral with $\int \frac{dz}{2\xi}$, we obtain

$$\frac{1}{\gamma} \partial_t \varphi(\mathbf{R}, t) = (|\alpha| - 2\beta + \xi_0^2 \nabla_{\mathbf{R}}^2) \varphi(\mathbf{R}, t) + \eta_{\varphi}(\mathbf{R}, t). \quad (\text{S7})$$

with $\eta_{\varphi}(\mathbf{R}, t) \equiv \int \frac{dz}{2\xi} \text{sech}(z/\xi) \eta_2(\mathbf{r}, t)$ and

$$\langle \eta_{\varphi}(\mathbf{R}, t) \eta_{\varphi}(\mathbf{R}', t') \rangle = \int \frac{dz}{2\xi} \text{sech}(z/\xi) \int \frac{dz'}{2\xi} \text{sech}(z'/\xi) \langle \eta_2(\mathbf{r}, t) \eta_2(\mathbf{r}', t') \rangle = \frac{T}{\gamma E_c \xi} \delta(\mathbf{R} - \mathbf{R}') \delta(t - t'). \quad (\text{S8})$$

2. Derivation of Eqs. (4,6) in the main text.

To analyze the dynamics of $\varphi(\mathbf{R}, t)$ for $t > t_0$ from Eq. (S7), we follow the literature [5] and study the Fourier transform of Eq. (S7) with $\tilde{\varphi}(\mathbf{K}, t) = \frac{1}{l^{D-1}} \int d^{D-1} \mathbf{R} \varphi(\mathbf{R}, t) e^{-i\mathbf{K} \cdot \mathbf{R}}$ and $\tilde{\eta}_{\varphi}(\mathbf{K}, t) = \frac{1}{l^{D-1}} \int d^{D-1} \mathbf{R} \eta_{\varphi}(\mathbf{R}, t) e^{-i\mathbf{K} \cdot \mathbf{R}}$.¹

$$\frac{1}{\gamma} \partial_t \tilde{\varphi}(\mathbf{K}, t) = (|\alpha| - 2\beta - \xi_0^2 K^2) \tilde{\varphi}(\mathbf{K}, t) + \tilde{\eta}_{\varphi}(\mathbf{K}, t). \quad (\text{S9})$$

¹ In this work, we use the following notation for the Fourier transform.

$$f(x) = \sum_k \tilde{f}(k) e^{ikx}; \quad \tilde{f}(k) = \frac{1}{l} \int f(x) e^{-ikx} dx.$$

Here l is the system size. A general solution of Eq. (S9) is given by

$$\tilde{\varphi}(\mathbf{K}, t) = \tilde{\varphi}(\mathbf{K}, t_0)e^{S_K(t, t_0)} + \gamma \int_{t_0}^t \tilde{\eta}_\varphi(\mathbf{K}, t')e^{S_K(t, t')} dt' \quad (\text{S10})$$

with $S_K(t, t') \equiv \gamma \int_{t'}^t (|\alpha| - 2\beta - \xi_0^2 K^2) ds$. Note that $\langle \tilde{\varphi}(-\mathbf{K}, t) \tilde{\varphi}(\mathbf{K}', t) \rangle = \delta_{\mathbf{K}, \mathbf{K}'} D_K(t)$. An amplitude of $\tilde{\varphi}(\mathbf{K}, t)$, $D_K(t) \equiv \langle \tilde{\varphi}(-\mathbf{K}, t) \tilde{\varphi}(\mathbf{K}, t) \rangle$, is calculated as

$$\begin{aligned} D_K(t) &= \frac{1}{l^{D-1}} e^{2S_K(t, t_0)} \left(l^{D-1} D_K(t_0) + \frac{T\gamma}{E_c \xi} \int_{t_0}^t dt' e^{-2S_K(t', t_0)} \right) \\ &= \frac{1}{l^{D-1}} e^{2S_K(t, t_0)} \left(l^{D-1} D_K(t_0) + \frac{T}{2E_c \xi} \frac{1}{|\alpha| - 2\beta - \xi_0^2 K^2} (1 - e^{-2S_K(t, t_0)}) \right). \end{aligned} \quad (\text{S11})$$

$C(\mathbf{R}, t) \equiv \langle \varphi(0, t) \varphi(\mathbf{R}, t) \rangle$ is given by an inverse Fourier transform of $D_K(t)$,

$$\begin{aligned} C(\mathbf{R}, t) &= \sum_{\mathbf{K}} D_K(t) e^{i\mathbf{K} \cdot \mathbf{R}} = l^{D-1} \int \frac{d^{D-1} \mathbf{K}}{(2\pi)^{D-1}} D_K(t) e^{i\mathbf{K} \cdot \mathbf{R}} \\ &= C_1(\mathbf{R}, t) + C_2(\mathbf{R}, t), \end{aligned} \quad (\text{S12})$$

where

$$C_1(\mathbf{R}, t) \equiv \int \frac{d^{D-1} \mathbf{K}}{(2\pi)^{D-1}} l^{D-1} D_K(t_0) e^{2(|\alpha| - 2\beta)\gamma t} e^{-2\xi_0^2 \gamma (t - t_0) K^2} e^{i\mathbf{K} \cdot \mathbf{R}} \quad (\text{S13})$$

$$C_2(\mathbf{R}, t) \equiv \int \frac{d^{D-1} \mathbf{K}}{(2\pi)^{D-1}} \frac{T}{2E_c \xi} \frac{e^{2S_K(t, t_0)} - 1}{(|\alpha| - 2\beta) - \xi_0^2 K^2} e^{i\mathbf{K} \cdot \mathbf{R}} \quad (\text{S14})$$

C_1 is dependent on the initial fluctuation at $t = t_0$, while C_2 is a contribution of the thermal noises that are accumulated during $t_0 < t' < t$. In the calculation below, we set $t_0 = 0$ for convenience.

To calculate C_2 for larger R and t , we follow an approximation in Ref. 5, and obtain a simpler analytical expression. For $\gamma t \gg 1/(|\alpha| - 2\beta)$, the first term in Eq. (S14) dominates over the second term. Also, due to the $e^{-2\xi_0^2 \gamma t K^2}$ factor in the integrand, the integration over \mathbf{K} converges well within the $\xi_0^2 K^2 \ll |\alpha| - 2\beta$ region in the $\gamma t \gg 1/(|\alpha| - 2\beta)$ limit. Thus, the K -dependence in the denominator becomes unimportant and could be neglected. Thus, we have

$$\begin{aligned} C_2(\mathbf{R}, t) &\approx \int \frac{d^{D-1} \mathbf{K}}{(2\pi)^{D-1}} \frac{T}{2E_c \xi} \frac{1}{(|\alpha| - 2\beta) - \xi_0^2 K^2} e^{2(|\alpha| - 2\beta)\gamma t} e^{-2\xi_0^2 \gamma t K^2} e^{i\mathbf{K} \cdot \mathbf{R}} \\ &\approx \frac{T}{2E_c \xi (|\alpha| - 2\beta)} e^{2(|\alpha| - 2\beta)\gamma t} \int \frac{d^{D-1} \mathbf{K}}{(2\pi)^{D-1}} e^{-2\xi_0^2 \gamma t K^2} e^{i\mathbf{K} \cdot \mathbf{R}} \\ &= \frac{T}{2E_c \xi \xi_0^{D-1} (|\alpha| - 2\beta)} \frac{e^{2(|\alpha| - 2\beta)\gamma t}}{(\sqrt{8\pi\gamma t})^{D-1}} e^{-\frac{R^2}{8\xi_0^2 \gamma t}} \\ &= \frac{G}{2\sqrt{|\alpha|(1 - 2\beta/|\alpha|)}} \frac{e^{2(|\alpha| - 2\beta)\gamma t}}{(\sqrt{8\pi\gamma t})^{D-1}} e^{-\frac{R^2}{8\xi_0^2 \gamma t}} \\ &= \frac{\zeta |\alpha|}{2(1 - 2\beta/|\alpha|)} \frac{e^{2(|\alpha| - 2\beta)\gamma t}}{(\sqrt{8\pi|\alpha|\gamma t})^{D-1}} e^{-\frac{R^2}{8\xi_0^2 \gamma t}}. \end{aligned} \quad (\text{S15})$$

Here we introduced two dimensionless quantities

$$G \equiv T/(E_c \xi_0^D), \quad (\text{S16})$$

$$\zeta \equiv G |\alpha|^{D/2 - 2}, \quad (\text{S17})$$

that measures the strength of the thermal fluctuation. Since $t > t_0$ in the calculation above, $T = T_0$ in G and ζ appeared above. Especially, ζ plays a similar role as the so-called Ginzburg parameter does in theories of equilibrium critical phenomenon [6]. A similar $C_2(\mathbf{R}, t)$ appears in the literature [5].

To calculate C_1 , we need the expression of the initial fluctuation at $t = t_0$, i.e. $D_K(t_0)$. The fluctuation originates from the thermal fluctuation at equilibrium for $t < t_{\text{pump}}$. It also evolves during the time domain $t_{\text{pump}} < t < t_0$. To determine $D_K(t_0)$, we calculate the thermal fluctuation at equilibrium for $t < t_{\text{pump}}$ first.

• **Thermal fluctuation at equilibrium** : Following the “model A” dynamics, the thermal fluctuation at equilibrium can be also calculated in terms of the linearized equation of motion for small imaginary part ψ_2 around the uniform ground state $\psi = -\sqrt{|\alpha|}$;

$$\frac{1}{\gamma} \partial_t \psi_2 = \xi_0^2 \nabla^2 \psi_2 - 2\beta \psi_2 + \eta_2. \quad (\text{S18})$$

The equation can be solved in the momentum space with $\tilde{\psi}_2(\mathbf{k}, t) = \frac{1}{l^D} \int d^D \mathbf{r} \psi_2(\mathbf{r}, t) e^{-i\mathbf{k} \cdot \mathbf{r}}$ and $\tilde{\eta}_2(\mathbf{k}, t) = \frac{1}{l^D} \int d^D \mathbf{r} \eta_2(\mathbf{r}, t) e^{-i\mathbf{k} \cdot \mathbf{r}}$,

$$\begin{aligned} \frac{1}{\gamma} \partial_t \tilde{\psi}_2(\mathbf{k}, t) &= -(2\beta + \xi_0^2 k^2) \tilde{\psi}_2(\mathbf{k}, t) + \tilde{\eta}_2(\mathbf{k}, t), \\ \tilde{\psi}_2(\mathbf{k}, t) &= \tilde{\psi}(\mathbf{k}, -\infty) e^{-\gamma(2\beta + \xi_0^2 k^2) \int_{-\infty}^t dt'} + \gamma \int_{-\infty}^t \tilde{\eta}_2(\mathbf{k}, t') e^{-\gamma(2\beta + \xi_0^2 k^2)(t-t')} dt'. \end{aligned} \quad (\text{S19})$$

Here we regard that the linear system size along z direction is also given by l . Taking the correlation at $t = -\infty$ to be zero, we obtain

$$\langle \tilde{\psi}_2(\mathbf{k}, t) \tilde{\psi}_2(\mathbf{k}', t) \rangle = \delta_{\mathbf{k}, -\mathbf{k}'} \frac{T}{l^D E_c (2\beta + \xi_0^2 k^2)} \quad (\text{S20})$$

and

$$\langle \psi_2(\mathbf{r}, t) \psi_2(\mathbf{r}', t) \rangle = \sum_{\mathbf{k}, \mathbf{k}'} e^{i\mathbf{k} \cdot \mathbf{r}} e^{i\mathbf{k}' \cdot \mathbf{r}'} \langle \tilde{\psi}_2(\mathbf{k}, t) \tilde{\psi}_2(\mathbf{k}', t) \rangle = \frac{2T\gamma}{E_c} \int \frac{d^D \mathbf{k}}{(2\pi)^D} e^{i\mathbf{k}(\mathbf{r}-\mathbf{r}')} \frac{1}{2\gamma(2\beta + \xi_0^2 k^2)} \quad (\text{S21})$$

From Eq. (S21), we obtain

$$\langle \psi_2(\mathbf{r}, t) \psi_2(\mathbf{r}, t) \rangle = \begin{cases} \frac{T}{E_c} \int_0^{1/a} \frac{k^2 dk}{2\pi^2} \frac{1}{(2\beta + \xi_0^2 k^2)}, & \text{in 3D,} \\ \frac{T}{E_c} \int_0^{1/a} \frac{k dk}{2\pi} \frac{1}{(2\beta + \xi_0^2 k^2)}, & \text{in 2D.} \end{cases} \quad (\text{S22})$$

where $1/a$ stands for a cutoff for the integral in the ultraviolet (UV) region. With the UV cutoff, the integral is convergent in 3D. Meanwhile, the integral in 2D has an infrared (IR) divergence for $\beta = 0$. The divergence indicates that the fluctuation is so strong in 2D that the U(1) symmetry breaking does not occur at finite temperature [6, 7]. Thus, we discuss only (i) $\beta \neq 0$ case in 2D, and (ii) $\beta = 0$ and $\beta \neq 0$ cases in 3D.

We will next discuss the evolution of the fluctuation during $t_{\text{pump}} < t < t_0$.

• **Evolution of the thermal fluctuation during $t_{\text{pump}} < t < t_0$** : In the time slot, due to the pump, ψ_1 acquires an evolution from $\psi_1(\mathbf{r}, t_{\text{pump}}) = -1$ to $\psi_1(\mathbf{r}, t_0) = \sqrt{|\alpha|} \tanh(z/\xi)$ as shown in Fig. S2,S3. The “model A” dynamics gives the following linearized equation of motion of ψ_2 .

$$\frac{1}{\gamma} \partial_t \psi_2 = \xi_0^2 \nabla^2 \psi_2 - 2[\psi_1^2(z, t) + \alpha(z, t) + \beta] \psi_2 + \eta_2, \quad (\text{S23})$$

with

$$\langle \eta_2(\mathbf{r}, t) \eta_2(\mathbf{r}', t') \rangle = \frac{2T(z, t)}{\gamma E_c} \delta(\mathbf{r} - \mathbf{r}') \delta(t - t'). \quad (\text{S24})$$

Here $\psi_1^2(z, t)$ follows the solution of Eq. (S1), $\alpha(z, t)$ and $T(z, t)$ take the form appeared in Eq. (S1). Apply the Fourier transform to the x - y coordinates, $\psi_2(\mathbf{r}, t) \rightarrow \tilde{\psi}(\mathbf{K}, z, t)$, $\eta_2(\mathbf{r}, t) \rightarrow \tilde{\eta}_2(\mathbf{K}, z, t)$ with the momentum \mathbf{K} in the x - y plane, we obtain the following equation

$$\frac{1}{\gamma} \partial_t \tilde{\psi}_2(\mathbf{K}, z, t) = s(\mathbf{K}, z, t) \tilde{\psi}_2(\mathbf{K}, z, t) + \tilde{\eta}_2(\mathbf{K}, z, t) \quad (\text{S25})$$

with

$$s(\mathbf{K}, z, t) = -\xi_0^2 K^2 + \tilde{\psi}_2^{-1}(\mathbf{K}, z, t) \xi_0^2 \partial_z^2 \tilde{\psi}_2(\mathbf{K}, z, t) - 2[\psi_1^2(z, t) + \alpha(z, t) + \beta]. \quad (\text{S26})$$

Therefore, we have the following solution for $\tilde{\psi}_2(\mathbf{K}, t_0)$,

$$\begin{aligned}\tilde{\psi}_2(\mathbf{K}, z, t_0) &= e^{\gamma \int_{t_{\text{pump}}}^{t_0} s(\mathbf{K}, z, t') dt'} \tilde{\psi}(\mathbf{K}, z, t_{\text{pump}}) + \gamma \int_{t_{\text{pump}}}^{t_0} e^{\gamma \int_{t'}^{t_0} s(\mathbf{K}, z, t'') dt''} \tilde{\eta}_2(\mathbf{K}, z, t') dt' \\ &\equiv \mathcal{T}(\mathbf{K}, z, t_0, t_{\text{pump}}) \tilde{\psi}_2(\mathbf{K}, z, t_{\text{pump}}) + \gamma \int_{t_{\text{pump}}}^{t_0} \mathcal{T}(\mathbf{K}, z, t_0, t') \tilde{\eta}_2(\mathbf{K}, z, t') dt'\end{aligned}\quad (\text{S27})$$

with $\mathcal{T}(\mathbf{K}, z, t_1, t_2) = \exp[\gamma \int_{t_2}^{t_1} s(\mathbf{K}, z, t) dt]$. Since the formation of the domain wall is a fast process, e.g. $\gamma(t_0 - t_{\text{pump}}) \sim 1$ (see Fig. S3), the \mathcal{T} -factor gives a result of order 1 for long-wavelength modes with $\xi_0^2 K^2 \leq 1$. Therefore, for a practical calculation, we neglect the \mathcal{T} -factor in later discussion.

• **Calculation of $D_K(t_0)$:** To calculate $D_K(t_0) \equiv \langle \tilde{\varphi}(-\mathbf{K}, t_0) \tilde{\varphi}(\mathbf{K}, t_0) \rangle$, we read out $\tilde{\varphi}(\mathbf{K}, t_0)$ from $\tilde{\psi}_2(\mathbf{K}, z, t_0)$ by $\tilde{\varphi}(\mathbf{K}, t_0) = \int u(z) \tilde{\psi}_2(\mathbf{K}, z, t_0) dz$ with $u(z) \equiv (2\xi)^{-1} \text{sech}(z/\xi)$ being the mode amplified with time, which is localized around the domain wall.

$$\begin{aligned}\tilde{\varphi}(\mathbf{K}, t_0) &\approx \int u(z) \tilde{\psi}_2(\mathbf{K}, z, t_{\text{pump}}) dz + \int u(z) \gamma \int_{t_{\text{pump}}}^{t_0} \tilde{\eta}_2(\mathbf{K}, z, t') dt' dz \equiv \tilde{\varphi}_a(\mathbf{K}, t_0) + \tilde{\varphi}_b(\mathbf{K}, t_0). \\ D_K(t_0) &\approx \langle \tilde{\varphi}_a(-\mathbf{K}, t_0) \tilde{\varphi}_a(\mathbf{K}, t_0) \rangle + \langle \tilde{\varphi}_b(-\mathbf{K}, t_0) \tilde{\varphi}_b(\mathbf{K}, t_0) \rangle \equiv D_{K,a}(t_0) + D_{K,b}(t_0).\end{aligned}\quad (\text{S28})$$

Here $\tilde{\varphi}_a$ and $\tilde{\varphi}_b$ come from the thermal fluctuation in the equilibrium state for $t < t_{\text{pump}}$ and the thermal fluctuation accumulated in $t_{\text{pump}} < t < t_0$, respectively. Now we calculate $D_{K,a}(t_0)$ and $D_{K,b}(t_0)$.

•★ **Calculation of $D_{K,a}(t_0)$:**

$$\begin{aligned}l^{D-1} D_{K,a}(t_0) &= \int \frac{dk_z}{2\pi} \frac{T}{E_c} \frac{1}{2\beta + \xi_0^2(k_z^2 + K^2)} |l\tilde{u}(k_z)|^2 \\ &= \int \frac{dk_z}{2\pi} \frac{T}{E_c} \frac{1}{2\beta + \xi_0^2(k_z^2 + K^2)} \left| \int \frac{dz}{2\xi} \text{sech}\left(\frac{z}{\xi}\right) e^{ik_z z} \right|^2 \\ &= \int \frac{dk_z}{2\pi} \frac{T}{E_c} \frac{\pi^2}{4} \frac{\text{sech}^2(k_z \xi \pi/2)}{2\beta + \xi_0^2(k_z^2 + K^2)} \\ &= \frac{T}{E_c \xi |\alpha|} \frac{\pi^2}{4} \frac{1}{\sqrt{(2\beta + \xi_0^2 K^2)/|\alpha|}} \int \frac{dq_z}{2\pi} \frac{\text{sech}^2(q_z \sqrt{(2\beta + \xi_0^2 K^2)/|\alpha|} \pi/2)}{1 + q_z^2}\end{aligned}\quad (\text{S29})$$

with $k_z \xi \equiv q_z \sqrt{(2\beta + \xi_0^2 K^2)/|\alpha|}$. Due to a factor of $e^{-2\xi_0^2 \gamma t K^2}$ in the integrand of Eq. (S13), $C_1(\mathbf{R}, t)$ in the limit of $\gamma t \gg 1/|\alpha|$ is dominated by smaller K , and only those $D_K(t_0)$ in $\xi_0^2 K^2 \ll |\alpha|$ matters in the long-time behavior of $C_1(\mathbf{R}, t)$. Besides, since $2\beta < |\alpha|$ and $\sqrt{(2\beta + \xi_0^2 K^2)/|\alpha|} \leq 1$, the q_z -integral in Eq. (S29) always gives a result on the order of 1. See the estimations below).

$$\int \frac{\text{sech}^2(q_z)}{1 + q_z^2} dq_z \approx 1.41 < \int \frac{\text{sech}^2(q_z \sqrt{(2\beta + \xi_0^2 K^2)/|\alpha|} \pi/2)}{1 + q_z^2} dq_z < \int \frac{1}{1 + q_z^2} dq_z = \pi. \quad (\text{S30})$$

We approximate it to be π for convenience and obtain

$$l^{D-1} D_{K,a}(t_0) \approx \frac{T}{E_c \xi |\alpha|} \frac{\pi^2}{8} \frac{1}{\sqrt{(2\beta + \xi_0^2 K^2)/|\alpha|}}. \quad (\text{S31})$$

•★ **Calculation of $D_{K,b}(t_0)$:**

$$l^{D-1} D_{K,b}(t_0) = \gamma \int_{t_{\text{pump}}}^{t_0} dt \int dz \frac{2T(z, t)}{E_c} u^2(z) \stackrel{z_p \gg \xi}{\approx} \gamma \int_{t_{\text{pump}}}^{t_0} dt \int dz \frac{2T(0, t)}{E_c} u^2(z) = \gamma \int_{t_{\text{pump}}}^{t_0} dt \frac{T(0, t)}{E_c \xi} \equiv D_b. \quad (\text{S32})$$

The calculation gives a constant result independent of K .

Substituting $D_K(t_0) = D_{K,a}(t_0) + D_{K,b}(t_0)$ in Eq. (S13), we obtain $C_1(\mathbf{R}, t) = C_{1,a}(\mathbf{R}, t) + C_{1,b}(\mathbf{R}, t)$ with

$$\begin{aligned}C_{1,a}(\mathbf{R}, t) &= \int \frac{d^{D-1} \mathbf{K}}{(2\pi)^{D-1}} l^{D-1} D_{K,a}(t_0) e^{2(|\alpha| - 2\beta) \gamma t} e^{-2\xi_0^2 \gamma t K^2} e^{i\mathbf{K} \cdot \mathbf{R}} \\ &= \frac{T}{E_c \xi_0} e^{2(|\alpha| - 2\beta) \gamma t} \frac{\pi^2}{8} \int \frac{d^{D-1} \mathbf{K}}{(2\pi)^{D-1}} \frac{1}{\sqrt{(2\beta + \xi_0^2 K^2)}} e^{-2\xi_0^2 \gamma t K^2} e^{i\mathbf{K} \cdot \mathbf{R}}.\end{aligned}\quad (\text{S33})$$

$$\begin{aligned}
C_{1,b}(\mathbf{R}, t) &= \int \frac{d^{D-1}\mathbf{K}}{(2\pi)^{D-1}} l^{D-1} D_{K,b}(t_0) e^{2(|\alpha|-2\beta)\gamma t} e^{-2\xi_0^2\gamma t K^2} e^{i\mathbf{K}\cdot\mathbf{R}} \\
&= D_b e^{2(|\alpha|-2\beta)\gamma t} \int \frac{d^{D-1}\mathbf{K}}{(2\pi)^{D-1}} e^{-2\xi_0^2\gamma t K^2} e^{i\mathbf{K}\cdot\mathbf{R}} \\
&= \frac{D_b |\alpha|^{D/2-2}}{\sqrt{|\alpha|\xi_0^{D-1}}} \frac{|\alpha|}{\sqrt{8\pi|\alpha|\gamma t}} e^{2(|\alpha|-2\beta)\gamma t} e^{-\frac{R^2}{8\xi_0^2\gamma t}}.
\end{aligned} \tag{S34}$$

By the definition of D_b , the factor $\frac{D_b |\alpha|^{D/2-2}}{\sqrt{|\alpha|\xi_0^{D-1}}} \sim \zeta$. The integration of $C_{1,a}(\mathbf{R}, t)$ could be evaluated in some relevant limits. In the following, we discuss $C_{1,a}(\mathbf{R}, t)$ in these limits.

• $\gamma t \gg 1/\beta$ **limit**: In this limit, the K integral is dominated by those K in $\xi_0^2 K^2 \ll \beta$ due to a factor of $e^{-2\xi_0^2\gamma t K^2}$ in the integrand of Eq. (S33). Thus, we can estimate the integral as follows

$$\begin{aligned}
C_{1,a}(\mathbf{R}, t) &\approx \frac{T}{E_c \xi_0^2} e^{2(|\alpha|-2\beta)\gamma t} \frac{\pi^2}{8} \int \frac{d^{D-1}\mathbf{K}}{(2\pi)^{D-1}} \frac{1}{\sqrt{2\beta}} e^{-2\xi_0^2\gamma t K^2} e^{i\mathbf{K}\cdot\mathbf{R}} \\
&= G e^{2(|\alpha|-2\beta)\gamma t} \frac{\pi^2}{8} \frac{1}{\sqrt{2\beta}} \frac{1}{\sqrt{8\pi\gamma t}^{D-1}} e^{-\frac{R^2}{8\xi_0^2\gamma t}} \\
&\approx \zeta |\alpha| \frac{\sqrt{|\alpha|/\beta}}{\sqrt{8\pi|\alpha|\gamma t}^{D-1}} e^{2(|\alpha|-2\beta)\gamma t} e^{-\frac{R^2}{8\xi_0^2\gamma t}}.
\end{aligned} \tag{S35}$$

Combining with Eqs. (S15, S34), we obtain Eq. (6) in the main text.

• **U(1) symmetric case in the 3D system** ($\beta = 0$ and $D = 3$): The 3D K -integral in Eq. (S33) can be exactly evaluated in the polar coordinate with the Bessel functions,

$$\begin{aligned}
C_{1,a}(\mathbf{R}, t) &= \frac{T}{E_c \xi_0^2} e^{2|\alpha|\gamma t} \frac{\pi^2}{8} \int_0^{+\infty} \frac{dK}{2\pi} e^{-2\xi_0^2\gamma t K^2} J_0(KR) = \frac{T}{E_c \xi_0^2} e^{2|\alpha|\gamma t} \frac{\pi^2}{16} \frac{1}{\sqrt{8\pi\xi_0^2\gamma t}} I_0\left(\frac{R^2}{16\xi_0^2\gamma t}\right) e^{-\frac{R^2}{16\xi_0^2\gamma t}} \\
&\approx G e^{2|\alpha|\gamma t} \frac{1}{\sqrt{8\pi\gamma t}} I_0\left(\frac{R^2}{16\xi_0^2\gamma t}\right) e^{-\frac{R^2}{16\xi_0^2\gamma t}} = \zeta |\alpha| e^{2|\alpha|\gamma t} \frac{1}{\sqrt{8\pi|\alpha|\gamma t}} I_0\left(\frac{R^2}{16\xi_0^2\gamma t}\right) e^{-\frac{R^2}{16\xi_0^2\gamma t}}.
\end{aligned} \tag{S36}$$

Here $J_0(x)$ is the Bessel function of the first kind, and $I_0(x)$ is the modified Bessel function of the first kind. A comparison between Eq. (S36) and Eq. (S15) with $D = 3$ and $\beta = 0$ shows that $C_{1,a}(\mathbf{R}, t)$ always dominates over $C_{1,b}(\mathbf{R}, t)$ and $C_2(\mathbf{R}, t)$ in the long-time limit, leading to Eq. (4) in the main text. From Eq. (S36), $\lim_{x \rightarrow 0} I_0(x) = 1$, and $\lim_{x \rightarrow +\infty} I_0(x) = e^x / \sqrt{2\pi x}$, we can see that the spatial dependence of the correlation in the long-time limit ($\gamma t \gg 1$) shows a crossover from an exponential decay to a power-law decay;

$$C_{1,a}(\mathbf{R}, t) \propto \begin{cases} e^{-R^2/16\xi_0^2\gamma t}, & \text{for } R \ll 4\xi_0\sqrt{\gamma t} \\ \frac{4\xi_0\sqrt{\gamma t}}{R}, & \text{for } R \gg 4\xi_0\sqrt{\gamma t}. \end{cases} \tag{S37}$$

The crossover is consistent with the power-law spatial correlation $\langle \psi_2(\mathbf{r}) \psi_2(\mathbf{r}') \rangle \sim 1/|\mathbf{r} - \mathbf{r}'|$ at long distances in the initial equilibrium fluctuation in the 3D systems.

C. Determine the crossover time t_c .

When $|\psi_2(\mathbf{r}, t)|^2 = C(0, t) \text{sech}^2(z/\xi)$ becomes on the same order as $|\psi_1(\mathbf{r}, t)|^2 = |\alpha| \tanh^2(z/\xi)$, the first-stage dynamics crossover into the second-stage dynamics. The crossover time scale t_c is defined as $C(0, t_c) = C_{1,a}(\mathbf{0}, t) + C_{1,b}(\mathbf{0}, t) + C_2(\mathbf{0}, t) \sim C_{1,a}(\mathbf{0}, t) + 2C_2(\mathbf{0}, t) = |\alpha|$. Note that the integrals in Eq. (S33) can be calculated exactly at $\mathbf{R} = 0$ for both 2D and 3D cases,

$$C_{1,a}(0, t) = \begin{cases} \zeta |\alpha| e^{2|\alpha|\gamma(t-t_0)} \frac{\pi\sqrt{\pi}}{32} \frac{1}{\sqrt{2|\alpha|\gamma(t-t_0)}} (1 - \text{erf}(\sqrt{4\beta\gamma(t-t_0)})), & \text{in 3D systems,} \\ \zeta |\alpha| e^{2(|\alpha|-\beta)\gamma(t-t_0)} \frac{\pi}{16} K_0(2\beta\gamma(t-t_0)), & \text{in 2D systems.} \end{cases} \tag{S38}$$

Here $\text{erf}(x)$ and $K_0(x)$ are the error function and the modified Bessel function of the second kind, respectively. For the long-time limit ($\gamma|t - t_0| \gg 1/(|\alpha| - 2\beta)$), $C_2(0, t)$ is evaluated in Eq. (S15).

In the general case, we can use Eq. (S15, S38) to calculate $C(0, t_c)$ and determine t_c by $C(0, t_c) = |\alpha|$. The results of γt_c mentioned in the main text are approximated results in the limits discussed.

III. THE SECOND-STAGE DYNAMICS

When t reaches the crossover time t_c , randomly distributed positive- ψ_2 and negative- ψ_2 domains are located on the $z = 0$ interface. Since ψ is a continuous function of r , the boundary between the positive- ψ_2 and negative- ψ_2 domains is nothing but the zero of $\psi_2(\mathbf{R}, z = 0)$. Furthermore, $\psi_1(\mathbf{R}, z = 0)$ remains to be 0. As a result, $|\psi| = 0$ on the boundary of the domains on the $z = 0$ interface, which suggests the existence of topological defects. Writing $\psi = |\psi|e^{i\theta}$, the profile of θ around these defects could be analyzed as follows. On the interface, $\theta(\mathbf{R}, z = 0)$ takes the value of $\pi/2$ and $3\pi/2$ in the positive- ψ_2 and negative- ψ_2 domains. Far away from the interface, the boundary condition at $z = \pm\infty$ set $\psi_1 = \pm\sqrt{|\alpha|}$ and $\psi_2 = 0$, i.e. $\theta = 0/\pi$ at $z = +\infty/-\infty$.

Based on the analysis above, on the 1D interface of 2D systems, a clockwise closed path around a zero of ψ_2 obtains a phase winding $2\pi(-2\pi)$ if the slope $\partial_y\psi_2(y, z = 0)$ is negative(positive). Therefore, a zero of ψ_2 with a negative(positive) $\partial_y\psi_2$ is nothing but a vortex(antivortex). Since the positive- ψ_2 and negative- ψ_2 domains appear alternatively along the y axis, the vortex and antivortex also appear alternatively. In other words, a vortex(antivortex) has to lie in between two neighboring antivortex(vortex). See Fig. (S4)(a) for a schematic plot of the $\psi_2(y, z = 0)$ function, the $\theta(y, z)$ profile and the vortex/antivortex. On the 2D interface of 3D systems, the zeros of ψ_2 form 1D lines called vortex strings. The orientations of the vortex strings are defined by a right-hand rule with respect to the direction of $\nabla\theta$ around the strings, as shown in Fig. S4(b). In any intersecting 2D plane parallel to z , θ distributes in a similar way as in the 2D systems, and vortex/antivortex appears alternatively on the $z = 0$ interface in the plane. Since the positive- ψ_2 and negative- ψ_2 domains are closed, the line of zeros of ψ_2 , which is nothing but the boundary between the domains, are closed loops. Therefore, the vortex strings form loops.

In the second stage dynamics of 2D systems, the vortex moves under an attractive force from neighboring antivortices, a frictional force from the damping term $\gamma^{-1}\partial_t\psi$ and Langevin force from the thermal noise η in the ‘‘model A’’ dynamics. Due to the attractive force, the neighboring vortex and antivortex move toward each other and annihilate. The annihilation processes lead to a coarsening phenomenon of the topological defects in the interface [8]. In the second stage dynamics of 3D systems, the vortex string contracts under a tension corresponding to the local curvature, a frictional force from the damping term $\gamma^{-1}\partial_t\psi$ and Langevin force from the thermal noise η in the ‘‘model A’’ dynamics. It contracts and annihilates, leading to a coarsening phenomenon. In this section, we derive an equation of motion of the defects, and analyze quantitatively the coarsening process in the second stage dynamics.

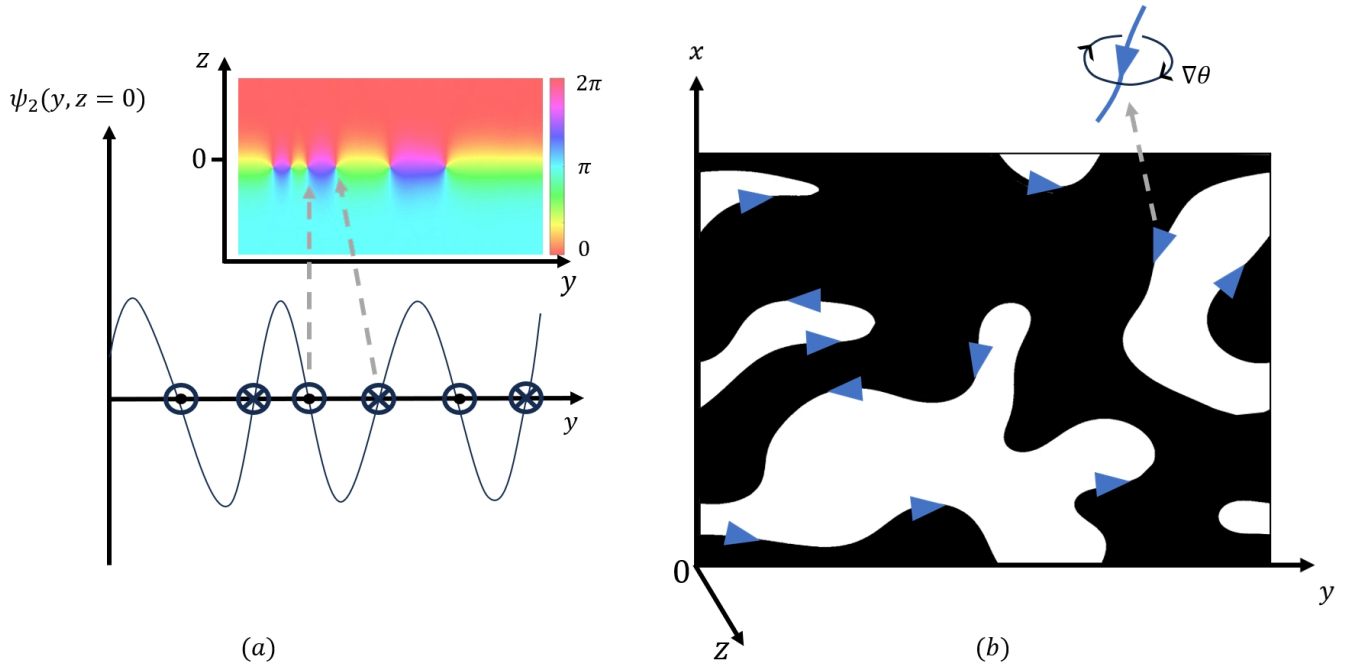


FIG. S4. Schematic plot of the profile of ψ_2 after the first-stage dynamics on the $z = 0$ interface. (a) On the 1D interface of 2D systems, the nodes of ψ_2 generate a vortex-antivortex-pair array denoted by \otimes/\odot . The inset is the corresponding profile of θ . (b) On the 2D interface of 3D systems, ψ_2 are positive/negative in the black/white regions. The borders between the black and white regions, where $\psi = 0$, generate vortex strings. The vortex strings have specific orientations marked by the blue arrows. The orientations are defined by a right-hand rule concerning the direction of $\nabla\theta$ around the strings, illustrated in the inset.

A. Spatial profile of the topological defect without the $U(1)$ symmetry ($\beta \neq 0$).

We first determine a spatial profile of the defect to derive the equation of motion of a topological defect from the ‘‘model A’’ dynamics. For the $U(1)$ -symmetric case ($\beta = 0$), the spatial profile of the vortex or vortex string is well known [8]. In this section, we will determine the spatial profile of the vortex without the $U(1)$ symmetry ($\beta \neq 0$). Especially, we will clarify the spatial profile far from the vortex core, and the profile near the core. In the following, we will focus on a 2D spatial profile of a vortex pinned in the 1D interface of the 2D systems. A vortex loop in the 3D systems can be regarded as a stack of the 2D spatial profile of the vortex along the third direction. We also limit ourselves to the ‘nearly $U(1)$ symmetric’ case ($\beta \ll |\alpha|$) for analytical convenience.

The spatial profile of a single vortex forms a local minimum of the Ginzburg-Landau free energy functional of $\psi(\mathbf{r}) = |\psi(\mathbf{r})|e^{i\theta(\mathbf{r})}$, i.e. Eq. (S3). In the limit of $\beta \ll |\alpha|$, it is a good approximation to neglect the amplitude dynamics and fix the amplitude $\psi = \sqrt{|\alpha|}$, and study the free energy functional of $\theta(\mathbf{r})$ with $\mathbf{r} \equiv (y, z)$;

$$F = E_c|\alpha| \int d^2\mathbf{r} \xi_0^2 |\nabla\theta|^2 + 2\beta \sin^2 \theta. \quad (\text{S39})$$

Or equivalently, $\delta F/\delta\theta = 0$;

$$\xi_0^2 \nabla^2 \theta = \beta \sin(2\theta). \quad (\text{S40})$$

With the boundary condition $\lim_{z \rightarrow +\infty} \theta_0 = 0$, $\lim_{z \rightarrow -\infty} \theta_0 = \pi$, the equation leads to the following two solutions,

$$\theta_0^\pm(z) = \arg(\sinh(\sqrt{2\beta}z/\xi_0) \pm i) \quad (\text{S41})$$

These solutions are nothing but the Sine-Gordon solitons. The soliton has a finite energy per unit length along the y -direction,

$$\sigma_0 = E_c|\alpha| \int dz \xi_0^2 |\nabla\theta_0^\pm|^2 + 2\beta \sin^2 \theta_0^\pm = 4E_c\xi_0|\alpha|\sqrt{2\beta}. \quad (\text{S42})$$

In the second-stage dynamics, $\theta(y, z) = \theta_0^+(z)$ and $\theta(y, z) = \theta_0^-(z)$ appears alternatively along the y -direction, connected by vortices. Consider a vortex at $(y, z) = (0, 0)$. The 2D spatial profile of the vortex can be described by combining the two soliton solutions at $y = 0$; $\theta(y, z) = \theta_0^+(z)$ for $y \rightarrow +\infty$ and $\theta(y, z) = \theta_0^-(z)$ for $y \rightarrow -\infty$ [9]. Such spatial profile of the vortex is generally given by

$$\theta(y, z) = \begin{cases} \theta_0^+(z) + s(y, z) & \text{for } y > 0, \\ \theta_0^-(z) + s(y, z) & \text{for } y < 0. \end{cases} \quad (\text{S43})$$

Note that at y approaches $\pm\infty$, the vortex profile approaches the Sine-Gordon soliton profile due to small but finite β . At $|z|$ approaches $+\infty(-\infty)$, $\theta = 0(\pi)$. Therefore, s in Eq. (S43) satisfies the boundary condition $\lim_{y \rightarrow \pm\infty} s(\mathbf{r}) = 0$. s and $\lim_{z \rightarrow \pm\infty} s(\mathbf{r}) = 0$. Thus, we can determine a form of $s(y, z)$ for the larger $|y|$ by substituting $\theta(\mathbf{r}) = \theta_0(z) + s(\mathbf{r})$ into Eq. (S40) and linearizing the equation in small s ;

$$\xi_0^2 \nabla^2 s = 2\beta \cos(2\theta_0) s. \quad (\text{S44})$$

The linearized equation is decomposed into an operator in y and an operator in z ,

$$\frac{\xi_0^2}{2\beta} \partial_y^2 s(y, z) = \left[-\frac{\xi_0^2}{2\beta} \partial_z^2 - \frac{2}{\cosh^2(\sqrt{2\beta}z/\xi_0)} + 1 \right] s(y, z) \equiv [H(z'; 2) + 1] s(y, z), \quad (\text{S45})$$

with $z' \equiv \sqrt{2\beta}z/\xi_0$. $H(z'; \lambda)$ is nothing but the 1D Hamiltonian with the Pöschl-Teller potential hole mentioned in Eq. (S5). Thus, in terms of the eigenmodes of $H(z'; 2)$, $s(y, z)$ can be expanded as

$$s(y, z) = c_0 h_0(z') + \int dk' c(k') e^{-\sqrt{k'^2+1}|y'|} h(k', z'). \quad (\text{S46})$$

with $k' \equiv \xi_0 k/\sqrt{2\beta}$, $y' = y\sqrt{2\beta}/\xi_0$, $z' = z\sqrt{2\beta}/\xi_0$, and $c^*(k') = c(-k')$. Here $h_0(z') \propto \text{sech}(z')$ is the bound-state eigenmode of $H(z', 2)$ with negative eigenenergy -1 . $h(k', z') \propto (1 + i/(k') \tanh(z')) e^{ik'z'}$ is a continuum eigenstate of $H(z', 2)$ with positive eigenenergy $(k')^2$. From the boundary condition at $y = \pm\infty$, $c_0 = 0$. $c(k')$ is chosen to satisfy the boundary condition $\lim_{z \rightarrow \pm\infty} s = 0$.

The energy for the Sine-Gordon soliton with a single vortex is given by

$$E(R_d) = \int_{-R_d/2}^{R_d/2} dy \sigma(y),$$

with

$$\sigma(y) = E_c |\alpha| \int dz \xi_0^2 |\nabla(\theta_0^\pm + s)|^2 + 2\beta \sin^2(\theta_0^\pm + s).$$

Here R_d is a size of the vortex along the 1D interface, and θ_0^+ and θ_0^- in the right hand side are for an energy density per length, $\sigma(y)$, in the $y > 0$ and $y < 0$ regions, respectively. Since the size of the vortex is constrained by its neighboring antivortex, whose 2D spatial profile takes the same form as Eq. (S43) with $y \rightarrow -y$, R_d can be also regarded as a distance between the two defects along the 1D interface.

For large $|y|$, the energy density per length, $\sigma(y)$, can be further evaluated by an expansion in small $s(y, z)$. The zeroth order term in s is the energy density of the domain wall without the vortices, σ_0 . The first-order term in s vanishes because the soliton solution θ_0^\pm is a local energy minimum of the free energy. The second-order term gives the energy density of a vortex per length for large $|y|$;

$$\begin{aligned} \sigma(y) &\approx \sigma_0 + E_c |\alpha| \int dz \xi_0^2 (\partial_y s)^2 + \xi_0^2 (\partial_z s)^2 + 2s^2 \beta \cos(2\theta_0) \\ &= \sigma_0 + E_c |\alpha| \int dz \xi_0^2 (\partial_y s)^2 + \xi_0^2 \partial_z (s \partial_z s) - \xi_0^2 (s \partial_z^2 s) + 2s^2 \beta \cos(2\theta_0) \\ &= \sigma_0 + E_c |\alpha| \int dz \xi_0^2 (\partial_y s)^2 + \xi_0^2 (s \partial_y^2 s) + \xi_0^2 \partial_z (s \partial_z s) \\ &= \sigma_0 + 2E_c |\alpha| \xi_0 \sqrt{2\beta} \int |c(k')|^2 (k'^2 + 1) e^{-2\sqrt{k'^2+2}|y'|} dk' + E_c |\alpha| \xi_0^2 (s \partial_z s)|_{z=-\infty}^{z=+\infty} \\ &= \sigma_0 + 2E_c |\alpha| \xi_0 \sqrt{2\beta} \int |c(k')|^2 (k'^2 + 1) e^{-2\sqrt{k'^2+2}|y| \sqrt{2\beta}/\xi_0} dk' \end{aligned} \quad (\text{S47})$$

From the second line to the third line, we use Eq. (S44). From the third line to the fourth line, we use Eq. (S46) and an orthonormal condition of $h(k', z')$; $\int dz' h(k'_1, z') h^*(k'_2, z') = \delta(k'_1 - k'_2)$. From the fourth line to the fifth line, we use the boundary condition $\lim_{z \rightarrow \pm\infty} s = 0$.

The free energy can be decomposed into an energy of the vortex, $E_d(R_d)$, and the energy of the soliton, $\sigma_0 R_d$,

$$E(R_d) = \sigma_0 R_d + \int_{-R_d/2}^{R_d/2} dy [\sigma(y) - \sigma_0] \equiv \sigma_0 R_d + E_d(R_d). \quad (\text{S48})$$

By Eq. (S47), $\sigma(y) - \sigma_0$ decays exponentially for larger $|y|$. Therefore, the energy of the vortex is convergent in the larger R_d limit; $\lim_{R_d \rightarrow +\infty} E_d(R_d) = E_0 \propto E_c |\alpha| \xi_0^2$.

Since R_d can also be regarded as the distance between vortex and antivortex along the 1D interface, dE_d/dR_d gives an estimate of an action-reaction force between the two defects. The force is attractive and it is dependent on the distance R_d . For larger R_d with $R_d \gg \xi_0/\sqrt{2\beta}$, the magnitude of the force decays exponentially,

$$F_d = \frac{dE_d}{dR_d} = \sigma(R_d/2) \sim E_c |\alpha| \xi_0 \sqrt{2\beta} e^{-R_d \sqrt{2\beta}/\xi_0}. \quad (\text{S49})$$

We have discussed the energy and attraction force of the vortex far away from the vortex core, $R_d \gg \xi_0/\sqrt{2\beta}$. Next, we will discuss the energy and force of the vortex near the vortex core $R_d \ll \xi_0/\sqrt{2\beta}$. Let us rewrite Eq. (S39) in the polar coordinates,

$$F = E_c |\alpha| \int_0^{R_d/2} r dr \int_0^{2\pi} d\phi \left[\xi_0^2 \left(\frac{\partial \theta}{\partial r} \right)^2 + \frac{\xi_0^2}{r^2} \left(\frac{\partial \theta}{\partial \phi} \right)^2 + 2\beta \sin^2 \theta \right] \equiv E_c |\alpha| \int_0^{R_d/2} dr \sigma(r). \quad (\text{S50})$$

For $r \ll \xi_0/\sqrt{2\beta}$, the vortex profile approaches the U(1) symmetric vortex, where $\sigma(r)$ is dominated by the gradient term;

$$\sigma(r) \equiv \int_0^{2\pi} d\phi \frac{\xi_0^2}{r} \left[r^2 \left(\frac{\partial \theta}{\partial r} \right)^2 + \left(\frac{\partial \theta}{\partial \phi} \right)^2 + \frac{2\beta r^2}{\xi_0^2} \sin^2 \theta \right] \approx \int_0^{2\pi} d\phi \frac{\xi_0^2}{r} \left[r^2 \left(\frac{\partial \theta}{\partial r} \right)^2 + \left(\frac{\partial \theta}{\partial \phi} \right)^2 \right]. \quad (\text{S51})$$

Thus, for $R_d \ll \xi_0/\sqrt{2\beta}$, $E_d(R_d) \approx E_c|\alpha| \int d^2\mathbf{r} \xi_0^2 |\nabla\theta|^2 \simeq |\alpha|E_c\xi_0^2 \ln(R_d/\xi)$. Here the coherence length ξ plays the role of the core size of the vortices. Thereby, the attractive force decays with a power law for $R_d \ll \xi_0/\sqrt{2\beta}$;

$$F_d(R_d) = \frac{dE_d}{dR_d} \sim \frac{\xi_0^2|\alpha|E_c}{R_d}, \quad (\text{S52})$$

which is the same as the $U(1)$ -symmetric case.

The 2D spatial profile of the vortex discussed so far has a characteristic length scale, $\xi_0/\sqrt{2\beta}$, which separates the long-length regime with the exponential decay of the attractive force, and the short-length regime with the power law of the force. We confirmed that numerical solutions of the vortex are consistent with these analytical results in the two limits; Fig. S5, verifying the conclusion above. In Fig. S5, we can see that the defect behaves like a circular symmetric vortex in the shorter length regions $|y| \ll \xi_0/\sqrt{2\beta}$, while in the long-length region $|y| \gg \xi_0/\sqrt{2\beta}$, it behaves as a Sine-Gordon soliton with a translation symmetry along the y -direction.

In the 2D interface of the 3D systems, the vortex forms a vortex string, and the cross-section of the string contains the vortices discussed above. For a vortex-string loop with diameter $\sim R_d$, its energy is estimated as $\sim R_d E_d(R_d)$ where $E_d(R_d)$ takes the expression obtained above.

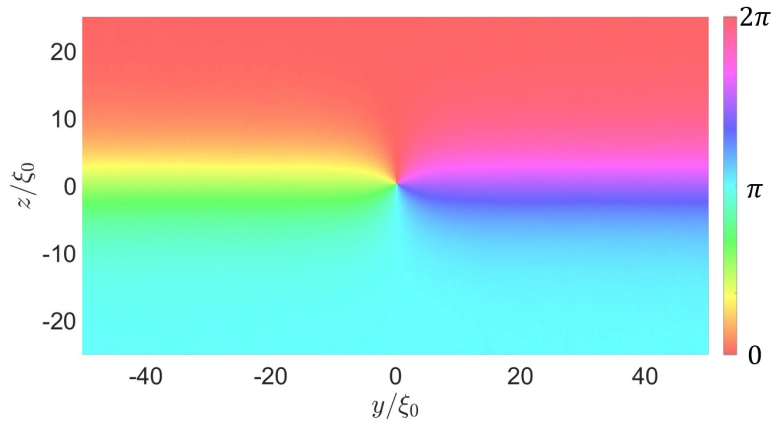


FIG. S5. Numerical solution of a vortex of the free energy Eq. (S3) for the 2D spatial profile of the phase with a vortex core at $(y, z) = (0, 0)$. The numerical solution is obtained with $|\alpha| = -1$, $\beta = 0.02$. i.e. $\xi_0/\sqrt{2\beta} = 5\xi_0$.

B. Force balance of the defects

In this section, we start from the 2D systems and derive an equation of motion for a single vortex from the “model A dynamics”. The equation of motion becomes a force balance equation among the attractive force between vortex and antivortex, frictional and Langevin forces. When a pair of vortex and antivortex meet each other due to the attractive force, they annihilate. Events of the pair annihilations keep enlarging the mean distance between vortex and antivortex in the whole interface, leading to a coarsening phenomenon [10–12]. From the force balance equation, we derive an equation of motion of the mean distance and estimate a growth law of the mean distance (correlation length) in the coarsening process. In 3D systems, a similar thing happens and the topological defects are vortex strings. They contract and annihilate driven by the tension that stems from the local curvature [13, 14], leading to a coarsening phenomenon. The analytical methods used in this section are mainly adopted from a review paper by Bray [8].

1. 2D systems

Let us begin with the 2D system. Consider that a vortex core moves with a velocity $\mathbf{v}(t)$, represented by the \otimes symbol in Fig. (S6). The spatial profile of such a moving vortex is given by $\psi(\mathbf{r}, t) = f(\mathbf{r} - \int^t \mathbf{v}(t') dt')$, where $f(\mathbf{r})$ is given by a defect at $\mathbf{r} = (0, 0)$ in Eq. (S43); $f(\mathbf{r}) \equiv \sqrt{|\alpha|} \exp[i\theta(\mathbf{r})]$. $\psi(\mathbf{r}, t)$ satisfies the dynamical equation,

$$\frac{1}{\gamma_0^2} \partial_t^2 \psi + \frac{1}{\gamma} \partial_t \psi = -\frac{\delta F}{\delta \psi^*} + \eta, \quad (\text{S53})$$

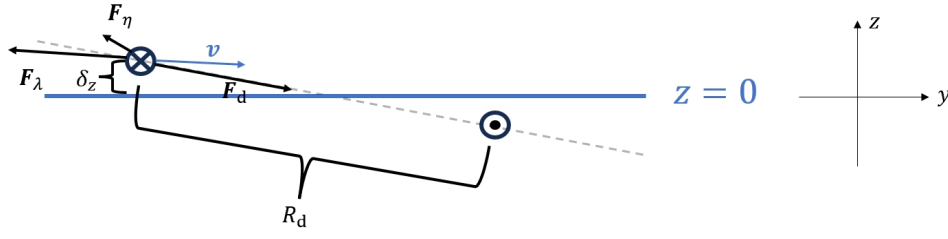


FIG. S6. A schematic picture of the force balance relation for a vortex moving with a velocity \mathbf{v} around the interface at $z = 0$. An attractive force \mathbf{F}_d is along the grey dashed line, which connects the vortex (\otimes) and its neighboring antivortex (\odot) with a distance R_d . δ_z is a displacement of the vortex from $z = 0$. We consider the $\delta_z/R_d \rightarrow 0$ limit. Thus, the direction of \mathbf{F}_d is nearly along the interface.

where $F[\psi]$ takes the form of Eq. (S3). Here for the usage of the later section, we also added the inertia term $\gamma_0^{-2} \partial_t^2 \psi$ based on the “model A” dynamics in Eq. (S2) and derived a general equation of motion for the vortex.

For a moving vortex with $\psi(\mathbf{r}, t) = f(\mathbf{r} - \int^t \mathbf{v}(t') dt')$, its distance from the neighboring antivortex could be regarded as its size R_d . In the second-stage dynamics, the vortex moves toward the neighboring antivortex under the attraction force and R_d gets smaller with time going by. Thus, its energy E_d changes with the following energy-dissipation rate

$$\frac{dE_d}{dt} = \frac{dE_d}{dR_d} \frac{dR_d}{dt} = -\mathbf{F}_d \cdot \mathbf{v}. \quad (\text{S54})$$

Here \mathbf{F}_d is the attraction force from the neighboring antivortex with a magnitude $F_d = dE_d/dR_d$, as illustrated in Fig. S6. We consider the vortices are nearly confined in the interface, i.e. the distance between the vortices are much larger than their displacements from the $z = 0$ interface, which is illustrated by the $\delta_z/R_d \rightarrow 0$ limit in Fig. S6. Therefore, \mathbf{F}_d is along the y -direction, i.e. $F_{d,z} = 0$ and $F_{d,y} = F_d$. Since \mathbf{v} is measured from the frame of the neighboring antivortex, $v_y = -dR_d/dt$ and $-\mathbf{F}_d \cdot \mathbf{v} = -F_{d,y} v_y = F_d dR_d/dt$, yielding Eq. (S54). The asymptotic forms of F_d in the two limits, $R_d \gg \xi_0/\sqrt{2\beta}$ and $R_d \ll \xi_0/\sqrt{2\beta}$, are discussed in Eqs. (S49, S52).

According to Eq. (S53), the energy-dissipation rate can also be given by the inertia term of the vortex, frictional force, and Langevin force acting on the vortex,

$$\begin{aligned} \frac{dE_d}{dt} &= \int d^2\mathbf{r} \frac{\delta F}{\delta \psi} \frac{\partial \psi}{\partial t} + \frac{\delta F}{\delta \psi^*} \frac{\partial \psi^*}{\partial t} \\ &= \int d^2\mathbf{r} \left(-\frac{E_c}{\gamma_0^2} \frac{\partial^2 \psi^*}{\partial t^2} - \frac{E_c}{\gamma} \frac{\partial \psi^*}{\partial t} + E_c \eta^* \right) \frac{\partial \psi}{\partial t} + \left(-\frac{E_c}{\gamma_0^2} \frac{\partial^2 \psi}{\partial t^2} - \frac{E_c}{\gamma} \frac{\partial \psi}{\partial t} + E_c \eta \right) \frac{\partial \psi^*}{\partial t} \\ &= - \sum_{i,j,k=y,z} \int d^2\mathbf{r} \left(-\frac{E_c}{\gamma_0^2} (\partial_i \partial_k f^*) \mathbf{v}_i \mathbf{v}_k + \frac{E_c}{\gamma_0^2} (\partial_i f^*) \frac{\partial \mathbf{v}_i}{\partial t} + \frac{E_c}{\gamma} (\partial_i f^*) \mathbf{v}_i + E_c \eta^* \right) (\partial_j f) \mathbf{v}_j \\ &\quad + \left(-\frac{E_c}{\gamma_0^2} (\partial_i \partial_k f) \mathbf{v}_i \mathbf{v}_k + \frac{E_c}{\gamma_0^2} (\partial_i f) \frac{\partial \mathbf{v}_i}{\partial t} + \frac{E_c}{\gamma} (\partial_i f) \mathbf{v}_i + E_c \eta \right) (\partial_j f^*) \mathbf{v}_j \\ &\equiv (\mathbf{F}_\lambda - \mathbf{F}_\eta - \mathbf{A}) \cdot \mathbf{v}. \end{aligned} \quad (\text{S55})$$

Here $\mathbf{A} = \sum_i m_i a_i \hat{i}$ with $\mathbf{a} = d\mathbf{v}/dt$, is the inertia term of the vortex [15], $\mathbf{F}_\lambda = -\sum_i \lambda_i v_i \hat{i}$ is the frictional force, and \mathbf{F}_η is the Langevin force. m_i and λ_i are the inertia mass and the friction coefficient in the i -direction, respectively. The inertia mass and friction coefficients and the Langevin force are given as follows;

$$m_i = \frac{E_c}{\gamma_0^2} \int d^2\mathbf{r} \ 2|\partial_i f|^2, \quad (\text{S56})$$

$$\lambda_i = \frac{E_c}{\gamma} \int d^2\mathbf{r} \ 2|\partial_i f|^2, \quad (\text{S57})$$

$$\mathbf{F}_\eta = E_c \int d^2\mathbf{r} \ (\eta^* \nabla f + \eta \nabla f^*). \quad (\text{S58})$$

From the third line to the fourth line in Eq. (S55), we set $\int d^2\mathbf{r} (\partial_i \partial_k f^*) (\partial_j f) + \text{c.c.} = 0$, because $f(\mathbf{r}) = -f(-\mathbf{r})$.

Equating Eq. (S55) with Eq. (S54), we obtain a general equation of motion for the vortex under the force from its neighboring

antivortex,

$$\begin{aligned} m_y \frac{d^2 y}{dt^2} + \lambda_y \frac{dy}{dt} &= F_{d,y} - F_{\eta,y}, \\ m_z \frac{d^2 z}{dt^2} + \lambda_z \frac{dz}{dt} &= -F_{\eta,z}. \end{aligned} \quad (\text{S59})$$

For the ‘‘model A’’ dynamics without the inertia term ($m_i = 0$), the equation of motion does not have the acceleration term, leading to the force balance equation;

$$\lambda_y \frac{dy}{dt} = F_{d,y} - F_{\eta,y}, \quad \lambda_z \frac{dz}{dt} = -F_{\eta,z}. \quad (\text{S60})$$

Using $F_{d,z} = 0$ and $F_{d,y} = F_d$, the force balance equation is solved for the coordinate of the vortex core,

$$\begin{aligned} z(t) &= \int dt \lambda_z^{-1} F_{\eta,z} \\ y(t) &= \int dt \lambda_y^{-1} (F_d - F_{\eta,y}). \end{aligned} \quad (\text{S61})$$

The mean displacement is

$$\langle z(t) \rangle = 0; \quad \langle y(t) \rangle = \int dt \lambda_y^{-1} F_d. \quad (\text{S62})$$

Eq. (S62) leads to a conclusion: the mean velocity $v(R_d)$ of a vortex in a contracting vortex-antivortex pair with distance R_d reads

$$v_y(R_d) = \frac{d\langle y(t) \rangle}{dt} = -\frac{dR_d}{dt} = \lambda_y^{-1}(R_d) F_d(R_d). \quad (\text{S63})$$

For a coarsening system, a single typical time-dependent correlation length $L(t)$, which is, physically, the typical inter-defect distance or the defect size, characterizes the system. Thus, the typical velocity reads $v(R_d \sim L)$ [8, 10, 11]. Equating it to the rate of change of L gives the following Eq. (S64), an equation to obtain the growth exponent p of the growing length $L(t) \propto t^p$ [8, 10, 11].

$$\frac{dL}{dt} = \lambda_y^{-1}(L) F_d(L). \quad (\text{S64})$$

In Sec. III B 3, a formal of Eq. (S64) from Eq. (S63) is presented. Eq. (S64) is referred to as Eq. (5) in the main text, where λ denotes λ_y for simplicity.

To solve Eq. (S64), $\lambda_i(L)$ and $F_d(L)$ need to be evaluated. In $L \ll \xi_0/\sqrt{2\beta}$ limit, the defects behave like circular vortices in the $U(1)$ -symmetric case. Therefore, $E_d(L) \sim E_c |\alpha| \xi_0^2 \ln(L/\xi)$, $F_d(L) = |dE_d/dL| = E_c |\alpha| \xi_0^2/L$. For λ_y , notice that for $L \ll \xi_0/\sqrt{2\beta}$,

$$\lambda_{i=y,z} \approx \frac{E_c |\alpha|}{\gamma} \int d^2 \mathbf{r} \ 2 |\nabla \theta \cdot \hat{i}|^2 = \frac{E_c |\alpha|}{\gamma} \int d^2 \mathbf{r} \ |\nabla \theta|^2 = \frac{E_d}{\gamma \xi_0^2} \sim \frac{E_c |\alpha|}{\gamma} \ln(L/\xi). \quad (\text{S65})$$

Thus,

$$L(t) \sim \xi_0 \sqrt{\frac{\gamma t}{\ln(|\alpha| \gamma t)}}. \quad (\text{S66})$$

The scaling is the same as the 2D $U(1)$ -symmetric systems after a global thermal quench [8].

In the $L \gg \xi_0/\sqrt{2\beta}$ limit, the typical attraction force reads $F_d(L) \sim E_c |\alpha| \xi_0 e^{-L\sqrt{2\beta}/\xi_0}$ according to Eq. (S49). For λ_y ,

$$\lambda_y = \frac{E_c |\alpha|}{\gamma} \int d^2 \mathbf{r} \ 2 (\partial_y \theta)^2 = \frac{2E_c |\alpha|}{\gamma} \int_{-L/2}^{L/2} dy \int dz \ (\partial_y s)^2. \quad (\text{S67})$$

In the $|y| \rightarrow \infty$ limit, by Eq. (S46), the integrand in the integral of y approaches the following asymptotic form,

$$\int dz (\partial_y s)^2 = \frac{\sqrt{2\beta}}{\xi_0} \int dk' |c(k')|^2 (k'^2 + 1) e^{-\sqrt{k'^2+1}|y|\sqrt{2\beta}/\xi_0}. \quad (\text{S68})$$

As $|y|$ gets larger, the integrand show an exponential decay. Therefore, the integral of y is convergent for $L \rightarrow +\infty$. In other words, for larger L , the leading-order contribution of $\lambda_y(L)$ is a L -independent constant $\lambda_y(+\infty) \equiv \lambda_0 \sim E_c |\alpha| / \gamma$. Thus, from Eq. (S64, S49),

$$\frac{dL}{dt} = \lambda_y^{-1} F_d \sim \gamma \xi_0 \sqrt{2\beta} e^{-L\sqrt{2\beta}/\xi_0} \quad (\text{S69})$$

i.e.

$$L \propto \frac{\xi_0}{\sqrt{2\beta}} \ln(2\beta\gamma t). \quad (\text{S70})$$

• **Defect displacement in the z -direction and stability of the interface:** The analysis above assumes that the vortices are confined within the interface. In fact, from Eq. (S60), the vortices acquire a weak Brownian-like motion along the z -direction due to the thermal noise. Write the equation of motion in the z -direction in the following dimensionless form,

$$\frac{d(z/\xi_0)}{d(\gamma t)} = H_z. \quad (\text{S71})$$

Here $H_z = -\lambda_z^{-1} F_{\eta,z} / (\xi_0 \gamma)$, whose correlator reads

$$\langle H_z(t) H_z(t') \rangle = \frac{2T}{\gamma \xi_0^2} \lambda_z^{-1}(R_d) \delta(\gamma t - \gamma t'). \quad (\text{S72})$$

Here R_d is the vortex size. By the expression of λ_i in Eq. (S65), $\lambda_i = E_c |\alpha| \gamma^{-1} h_i(R_d)$ where $h_i(R_d) = \int d^2 \mathbf{r} |\partial_i \theta|^2$ is dimensionless. Therefore,

$$\langle H_z(t) H_z(t') \rangle = \frac{2T}{E_c \xi_0^2 |\alpha|} h_z^{-1}(R_d) \delta(\gamma t - \gamma t') = 2\zeta h_z^{-1}(R_d) \delta(\gamma t - \gamma t'). \quad (\text{S73})$$

Replacing R_d in Eq. (S73) by the typical defect size L , we obtain Eq. (9) in the main text. Eq. (S71) and Eq. (S73) imply the defect motion in the z -direction is negligible because ζ is small in consideration of this paper. Thus, the interface is stable.

For the $L \ll \xi_0 / \sqrt{2\beta}$ case with a nonzero β , one has $\lambda_z = \lambda_y$ and $h_z(L) = h_y(L) \sim \ln(L/\xi)$, while it is hard to evaluate $h_z(L)$ for the other cases. In the $L \ll \xi_0 / \sqrt{2\beta}$ case, after replacing R_d in Eqs.(S72,S73) by its typical value L , we could solve the following scaling of $\langle z^2(L) \rangle$

$$\begin{aligned} \langle z^2(L(t)) \rangle &= 2T \int^t \lambda_z^{-1}(L(t')) dt' = 2T \int^t \lambda_y^{-1}(L(t')) dt' \\ &\stackrel{\text{By eq. (S64)}}{=} 2T \int^L F_d^{-1}(L') dL' = 2T \int^L \frac{L'}{E_c |\alpha| \xi_0^2} dL' \approx \zeta L^2. \end{aligned} \quad (\text{S74})$$

i.e. $\sqrt{\langle z^2(L) \rangle} \approx \sqrt{\zeta} L \ll L$. $\sqrt{\langle z^2(L) \rangle}$ may physically represent the typical value of the defects' displacement in the z -direction when the typical inter-defect distance is L . In that way, $\sqrt{\langle z^2(L) \rangle} = \sqrt{\zeta} L \ll L$ means the interface is stable. For other cases, quantitative evaluation of $\sqrt{\langle z^2(L) \rangle}$ is hard to achieve since $\lambda_z(L)$ and $h_z(L)$ are hard to evaluate.

2. 3D systems

In 3D systems, vortex string loops contract and $\psi(\mathbf{r}, t)$ satisfies Eq. (S53). For convenience, we separate the coordinates by $\mathbf{r} = (\mathbf{R}_n, s)$ where \mathbf{R}_n is the local coordinate of the intersecting plane normal to the string and s is the coordinate along the string. The motion of the string is characterized by the ansatz $\psi(\mathbf{r} = (\mathbf{R}_n, s), t) = f(\mathbf{R}_n - \int^t \mathbf{v}(s, t') dt')$. Here $f(\mathbf{R}_n)$ is the order-parameter profile of a point defect in the 2D plane spanned by \mathbf{R}_n . As illustrated in Fig. S7, the ansatz implies that $\mathbf{v}(s, t)$ is confined in the 2D plane spanned by \mathbf{R}_n .

To further simplify the problem, we idealize the shape of the vortex-string loop to be circular with a diameter R_d . The energy of such a vortex-string loop is $E_s = R_d E_d(R_d)$, where a constant π factor is omitted. Here $E_d(R_d)$ is the energy per unit length

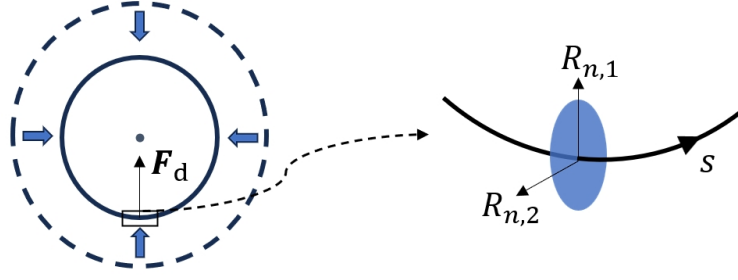


FIG. S7. A circular vortex string loop contracts under the driving of the force \mathbf{F}_d , which points to the center of the circle. The local motion of the string is confined in the local $R_{n,1} - R_{n,2}$ plane normal to the string, which is marked by blue.

of the string. E_d equals the energy of point vortices in the 2D intersecting plane of the string, whose expression is given in Sec. III A. Since the vortex string loop is contracting, R_d as well as $E_s = R_d E_d(R_d)$ decrease with time. The energy dissipation rate of the vortex string loop reads

$$\frac{dE_s}{dt} = \frac{dE_s}{dR_d} \frac{dR_d}{dt} = \int_0^{R_d} ds \quad -\mathbf{F}_d(s) \cdot \mathbf{v}(s). \quad (\text{S75})$$

Here $\mathbf{F}_d(s)$ is a force acting on per unit length of the string, which comes from the string tension stem from the local curvature. $\mathbf{F}_d(s)$ points to the center of the circle and drives the loop to contract, as shown in Fig. S7. Since the loop is circular, the magnitude of \mathbf{F}_d is independent on s with the following expression,

$$F_d = \frac{1}{R_d} \frac{dE_s}{dR_d} = \frac{E_d(R_d)}{R_d} + \frac{dE_d(R_d)}{dR_d}. \quad (\text{S76})$$

In our theory, the strings are nearly confined in the interface, i.e. the displacement of the strings from the $z = 0$ interface is negligible compared to R_d . Therefore, the direction of $\mathbf{F}_d(s)$ is nearly confined in the $x - y$ plane.

Consider an infinitely small segment of the string with length ϵ located at $s = s_0$. Set its energy as E_ϵ . Eq. (S75) implies that the energy dissipation rate of the small segment reads

$$\frac{dE_\epsilon}{dt} = \int_{s_0}^{s_0+\epsilon} ds \quad -\mathbf{F}_d(s) \cdot \mathbf{v}(s) = -\epsilon \mathbf{F}_d(s_0) \cdot \mathbf{v}(s_0). \quad (\text{S77})$$

Moreover, by Eq. (S53) and the ansatz of $\psi(\mathbf{r} = (\mathbf{R}_n, s_0), t) = f(\mathbf{R}_n - \int^t \mathbf{v}(s_0, t') dt')$, the energy dissipation rate of the small segment can be given by the inertia term, and friction and Langevin forces acting on the small segment.

$$\begin{aligned} \frac{dE_\epsilon}{dt} &= \int_{s_0}^{s_0+\epsilon} ds \int d^2 \mathbf{R}_n \quad \frac{\delta F}{\delta \psi} \frac{\partial \psi}{\partial t} + \frac{\delta F}{\delta \psi^*} \frac{\partial \psi^*}{\partial t} \\ &= \int_{s_0}^{s_0+\epsilon} ds \int d^2 \mathbf{R}_n \quad \left(-\frac{E_c}{\gamma_0^2} \frac{\partial^2 \psi^*}{\partial t^2} - \frac{E_c}{\gamma} \frac{\partial \psi^*}{\partial t} + E_c \eta^* \right) \frac{\partial \psi}{\partial t} + \left(-\frac{E_c}{\gamma_0^2} \frac{\partial^2 \psi}{\partial t^2} - \frac{E_c}{\gamma} \frac{\partial \psi}{\partial t} + E_c \eta \right) \frac{\partial \psi^*}{\partial t} \\ &= - \sum_{i,j,k=R_{n,1}, R_{n,2}} \int_{s_0}^{s_0+\epsilon} ds \int d^2 \mathbf{R}_n \quad \left(-\frac{E_c}{\gamma_0^2} (\partial_i \partial_k f^*) \mathbf{v}_i \mathbf{v}_k + \frac{E_c}{\gamma_0^2} (\partial_i f^*) \frac{\partial \mathbf{v}_i}{\partial t} + \frac{E_c}{\gamma} (\partial_i f^*) \mathbf{v}_i + E_c \eta^* \right) (\partial_j f) \mathbf{v}_j \\ &\quad + \left(-\frac{E_c}{\gamma_0^2} (\partial_i \partial_k f) \mathbf{v}_i \mathbf{v}_k + \frac{E_c}{\gamma_0^2} (\partial_i f) \frac{\partial \mathbf{v}_i}{\partial t} + \frac{E_c}{\gamma} (\partial_i f) \mathbf{v}_i + E_c \eta \right) (\partial_j f^*) \mathbf{v}_j \\ &= (\epsilon \mathbf{F}_\lambda - \mathbf{F}_\eta - \epsilon \mathbf{A}) \cdot \mathbf{v}(s_0). \end{aligned} \quad (\text{S78})$$

Here $\epsilon \mathbf{A} = \sum_{i=y,z} \epsilon m_i a_i \hat{i}$ with $\mathbf{a} = d\mathbf{v}(s_0)/dt$, is the inertia term for the small segment. $\epsilon \mathbf{F}_\lambda = -\sum_{i=y,z} \epsilon \lambda_i v_i(s_0) \hat{i}$ is the frictional force. \mathbf{F}_η is the Langevin force. m_i and λ_i are the inertia mass and the friction coefficient in the i -direction,

respectively. The inertia mass, friction coefficients, and the Langevin force are given as follows;

$$m_i = \frac{E_c}{\gamma_0^2} \int d^2 \mathbf{R}_n \ 2|\partial_i f|^2, \quad (\text{S79})$$

$$\lambda_i = \frac{E_c}{\gamma} \int d^2 \mathbf{R}_n \ 2|\partial_i f|^2, \quad (\text{S80})$$

$$\mathbf{F}_\eta = E_c \int_{s_0}^{s_0+\epsilon} ds \int d^2 \mathbf{R}_n \ (\eta^* \nabla_n f + \eta \nabla_n f^*).. \quad (\text{S81})$$

Here $\nabla_n = \partial/\partial \mathbf{R}_n$. Without loss of generality, we set the tangent of the string at $s = s_0$ is along the x -direction and $\mathbf{R}_n = (y, z)$. Therefore, $\mathbf{F}_d = F_d \hat{y}$. Equating Eq. (S77) and Eq. (S78), we obtain an equation of motion for the small segment of the string under the driving force \mathbf{F}_d .

$$\begin{aligned} m_y \frac{d^2 y}{dt^2} + \lambda_y \frac{dy}{dt} &= F_{d,y} - \epsilon^{-1} F_{\eta,y}, \\ m_z \frac{d^2 z}{dt^2} + \lambda_z \frac{dz}{dt} &= -\epsilon^{-1} F_{\eta,z}. \end{aligned} \quad (\text{S82})$$

For the ‘‘model A’’ dynamics without the inertia term ($m_i = 0$), we obtain the force-balance equation

$$\lambda_y \frac{dy}{dt} = F_{d,y} - \epsilon^{-1} F_{\eta,y}, \quad \lambda_z \frac{dz}{dt} = -\epsilon^{-1} F_{\eta,z}. \quad (\text{S83})$$

The force balance equation is solved for the coordinate of the vortex core,

$$\begin{aligned} z(t) &= \int dt \ -\epsilon^{-1} \lambda_z^{-1} F_{\eta,z} \\ y(t) &= \int dt \ \lambda_y^{-1} (-\epsilon^{-1} F_{\eta,y} + F_d). \end{aligned} \quad (\text{S84})$$

The mean displacement is

$$\langle z(t) \rangle = 0; \quad \langle y(t) \rangle = \int dt \ \lambda_y^{-1} F_d. \quad (\text{S85})$$

Eq. (S85) leads to a conclusion: that the mean velocity of the string motion reads $v(R_d) = -dR_d/dt = \lambda_y^{-1}(R_d) F_d(R_d)$. Similar to the analysis for the 2D systems, taking R_d by its typical value L and equating $dL/dt = v(L)$ gives Eq. (S64) [8]. See Sec. III B 3 for a more formal derivation.

To solve Eq. (S64), $\lambda_i(L)$ and $F_d(L)$ need to be evaluated. In the presence of the $U(1)$ -symmetry ($\beta = 0$) or in the $L \ll \xi_0/\sqrt{2\beta}$ limit when $\beta \neq 0$, $E_d(L) \propto E_c |\alpha| \xi_0^2 \ln(L/\xi)$ and the leading order contribution of $F_d(L)$ is the $E_d(L)/L$ term in Eq. (S76). Therefore,

$$F_d \sim E_c |\alpha| \xi_0^2 \frac{1}{L} \ln\left(\frac{L}{\xi}\right). \quad (\text{S86})$$

For $\lambda_{i=y,z}$, as shown in the analysis of 2D systems,

$$\lambda_{z/y} \sim \frac{E_c |\alpha|}{\gamma} \ln\left(\frac{L}{\xi}\right). \quad (\text{S87})$$

Thus, from Eq. (S64), we obtain

$$L(t) \sim \xi_0 \sqrt{\gamma t}. \quad (\text{S88})$$

In the $L \gg \xi_0/\sqrt{2\beta}$ limit, $E_d(L) \sim E_c |\alpha| \xi_0^2$ according to the calculation in Sec. III A. The leading order contribution of $F_d(L)$ is the $E_d(L)/L$ term in Eq. (S76). Therefore

$$F_d \sim E_c |\alpha| \xi_0^2 \frac{1}{L}. \quad (\text{S89})$$

For λ_y , according to the calculation in Eq. (S67),

$$\lambda_y = \lambda_0 \propto E_c |\alpha| / \gamma \quad (\text{S90})$$

Therefore, from Eq. (S64), we obtain

$$L(t) \sim \xi_0 \sqrt{\gamma t}. \quad (\text{S91})$$

The analysis reveals a discrepancy between 2D and 3D systems. In 2D systems with $\beta \neq 0$, as L gets larger, the scaling of $L(t)$ undergoes a crossover from a diffusive behavior to a subdiffusive behavior. See Eq. (S66, S70). However, in 3D systems, $L(t)$ always shows a diffusive behavior.

The discrepancy could be explained in the following way. In 2D systems, as shown above, the L -dependence of the attraction force F_d shows a $1/L$ (long range) to $e^{-L\sqrt{2\beta}/\xi_0}$ (short range) crossover as L goes across the scale $\xi_0/\sqrt{2\beta}$. The crossover of F_d makes the motion and annihilation of vortices slower with time going by, leading to the diffusive-to-subdiffusive crossover of the coarsening dynamics. In 3D systems, the dominant contribution of the driving force $F_d(L)$ always comes from $E_d(L)/L$, the first term in Eq. (S76), which is from the derivative of the string-loop diameter L rather than $E_d(L)$. (Physically, it means that the driving force $F_d(L)$ is dominated by the tension of the string.) Moreover, the L -dependence of $E_d(L)$ is the same as $\lambda_y(L)$ in both $L \ll \xi_0/\sqrt{2\beta}$ and $L \gg \xi_0/\sqrt{2\beta}$ limits. Therefore, we always obtain $dL/dt \sim \gamma \xi_0^2/L$, leading to the result $L(t) \sim \xi_0 \sqrt{\gamma t}$.

• **Defect displacement in the z -direction and stability of the interface:** Similar to the analysis for 2D systems, the discussion above assumes the strings are confined within the 2D interface. In fact, the string-loop could acquire a weak Brownian-like motion in the z -direction due to the thermal noise. Consider the center-of-mass motion in the z -direction of a macroscopical segment of the string loop with diameter R_d . The length of the segment is $\sim R_d$. The equation of motion is derived by simply replacing ϵ by R_d in Eq. (S78, S81, S83), where R_d is the diameter of the loop. Written in the dimensionless form, the equation of motion reads

$$\frac{d(z/\xi_0)}{d(\gamma t)} = H_z \quad (\text{S92})$$

Here

$$H_z = -(\xi_0 \gamma)^{-1} (R_d \lambda_z)^{-1} E_c \int_0^{R_d} ds \int d^2 \mathbf{R}_n (\eta^* \partial_z f + \eta \partial_z f^*). \quad (\text{S93})$$

H_z satisfies

$$\langle H_z(t) H_z(t') \rangle = \frac{2T}{R_d \xi_0^2 \gamma} \lambda_z^{-1} (R_d) \delta(\gamma t - \gamma t'). \quad (\text{S94})$$

By the expression of λ_i in Eq. (S81), $\lambda_i = E_c |\alpha| \gamma^{-1} h_i(R_d)$ where $h_i(R_d) = \int d^2 \mathbf{R}_n |\partial_i \theta|^2$ is dimensionless. Therefore,

$$\begin{aligned} \langle H_z(t) H_z(t') \rangle &= \frac{2T}{R_d \xi_0^2 E_c |\alpha|} h_z^{-1} \delta(\gamma t - \gamma t') = \frac{2T}{\xi_0^3 E_c \sqrt{|\alpha|}} \left(\frac{R_d}{\xi} h_z(R_d) \right)^{-1} \delta(\gamma t - \gamma t') \\ &= 2\zeta \left(\frac{R_d}{\xi} h_z(R_d) \right)^{-1} \delta(\gamma t - \gamma t'). \end{aligned} \quad (\text{S95})$$

Replacing R_d in Eq. (S95) by the typical defect size L , we obtain Eq. (9) in the main text. Eq. (S92) and Eq. (S95) imply the defect motion in the z -direction is negligible because ζ is small in consideration of this paper. Thus, the interface is stable.

For the $U(1)$ symmetric case as well as the $L \ll \xi_0/\sqrt{2\beta}$ case with a nonzero β , one has $\lambda_z = \lambda_y$ and $h_z(L) = h_y(L) \sim \ln(L/\xi)$, while it is hard to evaluate $h_z(L)$ for the other cases. In the $L \ll \xi_0/\sqrt{2\beta}$ case, after replacing R_d in Eqs.(S94,S95) by its typical value L , we could solve the following scaling of $\langle z^2(L) \rangle$

$$\begin{aligned} \langle z^2(L(t)) \rangle &= 2T \int^t L^{-1}(t') \lambda_z^{-1}(L(t')) dt' = 2T \int^t L^{-1}(t') \lambda_y^{-1}(L(t')) dt' \\ &\stackrel{\text{By eq. (S64)}}{=} 2T \int_2^L L'^{-1} F_d^{-1}(L') dL' = 2T \int_{2\xi}^L \frac{1}{E_c |\alpha| \xi_0^2 \ln(L'/\xi)} dL' \\ &= 2\zeta \xi^2 \int_2^{L/\xi} \frac{1}{\ln(L'/\xi)} d(L'/\xi) \stackrel{L \gg \xi}{=} 2\zeta \frac{\xi L}{\ln(L/\xi)} \end{aligned} \quad (\text{S96})$$

Here we set a lower limit of 2ξ in the integration over L' to prevent the unphysical singularity. Eq. (S96) gives $\sqrt{\langle z^2(L) \rangle} \ll L$. $\sqrt{\langle z^2(L) \rangle}$ may physically represent the typical value of the defects' displacement in the z -direction when the typical inter-defect distance is L . In that way, $\sqrt{\langle z^2(L) \rangle} \ll L$ means the interface is stable. For other cases, quantitative evaluation of $\sqrt{\langle z^2(L) \rangle}$ is hard to achieve since $\lambda_z(L)$ and $h_z(L)$ are hard to evaluate.

3. Derivation of Eq. (S64) from Eq. (S63).

This section discusses how Eq. (S64) is derived From Eq. (S63). The interface contains random domains of size R_d . R_d satisfies a probability distribution function $p(R_d)$ with $\int_0^{+\infty} p(R_d)dR_d = 1$. Suppose the coarsening dynamics is self-similar with a single length scale $L(t)$, we obtain $p(R_d) = g(R_d/L)/L$ where g is a function satisfying $\int_0^{+\infty} g(x)dx = 1$.

Eq. (S63) implies that the typical velocity of the defect motion depends on the defect size (domain size). Statistically, when the typical correlation length is $L(t)$, the typical velocity of the defect's motion reads $v(L) = F_d(L)/\lambda_y(L)$. Therefore, within a time dt , the number of the annihilated domains reads

$$dN_d = -N_d \int_0^{v(L)dt} p(R_d)dR_d = -N_d \int_0^{v(L)dt/L} g(x)dx. \quad (\text{S97})$$

Here N_d denotes the number of domains. Suppose the system size is l . In the 1D interface of 2D systems, $N_d \approx l/L$. In the 2D interface of 3D systems, $N_d \approx l^2/L^2$. Obviously, in both cases, $dN_d/N_d \approx -dL/L$. Thus, Eq. (S97) implies

$$\frac{dL}{L} \approx g(0) \frac{v(L)}{L} dt, \quad (\text{S98})$$

for $v(L)dt/L \ll 1$. Neglecting the dimensionless constant $g(0)$, we derive Eq. (S64).

IV. EFFECTS OF THE $\partial_t^2 \psi$ TERM

A. Suppression of the $\partial_t^2 \psi$ term when the temperature is near T_c .

The ‘‘model A’’ dynamics used in Eq. (S2) neglects the inertia term, the second-order time-derivative $\partial_t^2 \psi$. In fact, as mentioned in Eq. (S1), the inertia term is crucial to form a domain wall. In this section, we discuss the effect of the inertia term and analyze how it modifies our results. With the inertia term, the dynamical equation reads

$$\frac{1}{\gamma_0^2} \partial_t^2 \psi + \frac{1}{\gamma} \partial_t \psi = -\frac{1}{E_c} \frac{\delta F}{\delta \psi^*} + \eta = \xi_0^2 \nabla^2 \psi - 2\alpha \psi - 2\beta i \psi_2 - 2|\psi|^2 \psi + \eta. \quad (\text{S99})$$

Here γ_0 is a parameter controlling the strength of the inertia. Typically, one has $\gamma, \gamma_0 \sim T, \alpha \sim (T - T_c)/T_c$ for pure electronic orders arising from Fermi surface nesting, see Ref. [16] and Appendix E of Ref. [17]. The following scaling analysis shows that when the temperature T is close to T_c , the inertia term is effectively suppressed. Eq. (S99) is invariant under the following rescaling;

$$\begin{aligned} \alpha &= \bar{\alpha} b^2, \quad \beta = \bar{\beta} b^2, \quad E_c = \bar{E}_c b^{-4}, \quad \psi = \bar{\psi} b, \\ \eta &= \bar{\eta} b^3, \quad \xi_0 = \bar{\xi}_0 b, \quad \gamma = \bar{\gamma} b^{-2}, \quad \gamma_0 = \bar{\gamma}_0 b^{-1}. \end{aligned} \quad (\text{S100})$$

The rescaled equation reads,

$$\frac{1}{\bar{\gamma}_0^2} \partial_t^2 \bar{\psi} + \frac{1}{\bar{\gamma}} \partial_t \bar{\psi} = \bar{\xi}_0^2 \nabla^2 \bar{\psi} - 2\bar{\alpha} \bar{\psi} - 2\bar{\beta} i \bar{\psi}_2 - 2|\bar{\psi}|^2 \bar{\psi} + \bar{\eta}. \quad (\text{S101})$$

with the noise correlator $\langle \bar{\eta}_i(\mathbf{r}, t) \bar{\eta}_{i'}(\mathbf{r}', t') \rangle = 2T(\bar{\gamma} \bar{E}_c)^{-1} \delta_{ii'} \delta(\mathbf{r} - \mathbf{r}') \delta(t - t')$. We could set $\bar{\alpha} = -1$. If T is close to T_c , $|\alpha|$ and $b = \sqrt{|\alpha|}$ will be small. Thus, $\bar{\gamma}^2/\bar{\gamma}_0^2 = b^2 \gamma^2/\gamma_0^2$ is suppressed to be small. Since we discuss the dynamics happening after t_0 , as long as $T(t > t_0) = T_0$ is near T_c , the inertia term is much weaker than the damping term and our analysis using the ‘‘model A’’ dynamics is valid. The condition $\bar{\gamma}^2/\bar{\gamma}_0^2 = |\alpha| \gamma^2/\gamma_0^2 = 1$ gives a lower critical temperature T_γ , below which the inertia term is non-negligible. Moreover, another condition $\zeta = G|\alpha|^{D/2-2} \geq 1$ sets an upper critical temperature T_G , with $T < T_G$ being the Ginzburg criterion in the conventional theory of critical phenomenon [6]. If $T_G < T_0 < T_c$, the thermal fluctuation is strong and the mean-field solution of $\psi = -\sqrt{\alpha}$ for $t < t_{\text{pump}}$ is invalid and the domain wall will not form. The successful formation of the domain wall in the CDW materials proves those systems are inside the Ginzburg criterion. In summary, the valid criterion of the analysis in this paper is $T_\gamma < T_0 < T_G$, shown by Fig. S8.

Note that the inertia term is suppressed for $t > t_0$ by T_0 . While within $t_{\text{pump}} < t < t_{\text{off}}$, the pump lifts the temperature to T_H and $\alpha \sim (T_H - T_c)/T_c$ may be larger, making the inertia term significant enough to form the domain wall.

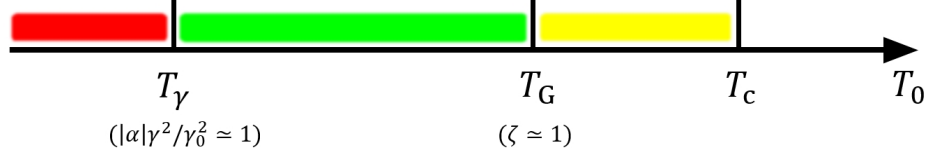


FIG. S8. Valid criteria of the analysis in this paper is marked by green.

B. Quantitative modifications of the first and second stage dynamics by the $\partial_t^2 \psi$ term.

In the following discussion, we discuss how the weak inertia modifies our results quantitatively for $t > t_0$.

• **First-stage dynamics.** For the first-stage dynamics, we calculate the correlation $C(\mathbf{R}, t) = C_1(\mathbf{R}, t) + C_2(\mathbf{R}, t)$ defines in Eq. (S12, S13, S14). A calculation is shown in Sec. IV C. $C_2(\mathbf{R}, t)$ is evaluated in the $\gamma t \gg 1/|\alpha|$ limit,

$$C_2(\mathbf{R}, t) = \frac{\zeta|\alpha|}{2\kappa^2 c/|\alpha|} \frac{e^{2c\gamma t}}{\left(\sqrt{8\pi|\alpha|\gamma t/\kappa}\right)^{D-1}} e^{-\frac{R^2}{8\xi_0^2\gamma t/\kappa}}. \quad (\text{S102})$$

Besides, $C_1(\mathbf{R}, t)$ is given by the following integral.

$$C_1(\mathbf{R}, t) = e^{2c\gamma t} \int \frac{d^{D-1}\mathbf{K}}{(2\pi)^{D-1}} l^{D-1} D_K(0) e^{-2\xi_0^2\gamma t K^2/\kappa} e^{i\mathbf{K}\cdot\mathbf{R}} \quad (\text{S103})$$

Here $\kappa = \sqrt{1 + 4(|\alpha| - 2\beta)\gamma^2/\gamma_0^2}$, $c = 2^{-1}(\kappa - 1)\gamma_0^2/\gamma^2$.

Compared with Eq. (S15, S13), Eq. (S102, S103) only contains corrections of the coefficients. Especially, the time-dependent correlation length $\xi_0\sqrt{\gamma t}$ shown in the results of Eq. (S15, S34, S35, S36) is renormalized to $\xi_0\sqrt{\gamma t}/\sqrt{\kappa}$.

• **Second-stage dynamics.** For the second-stage dynamics, the equations of motion with the inertia term are given in Eqs. (S59, S82) for 2D and 3D systems. have nonzero m_i . An average of Eqs. (S59, S82) over the thermal noise η gives the equation of motion

$$\begin{aligned} m_y \frac{d^2\langle y \rangle}{dt^2} + \lambda_y \frac{d\langle y \rangle}{dt} &= F_{d,y} \\ m_z \frac{d^2\langle z \rangle}{dt^2} + \lambda_z \frac{d\langle z \rangle}{dt} &= 0. \end{aligned} \quad (\text{S104})$$

Therefore, Eq. (S63) is modified to

$$m_y \frac{dv_y(R_d)}{dt} + \lambda_y v_y(R_d) = F_d(R_d). \quad (\text{S105})$$

Taking $v_y(R_d \sim L) = dL/dt$, Eq. (S64) is modified to

$$m_y \frac{d^2L}{dt^2} + \lambda_y \frac{dL}{dt} = F_d(L). \quad (\text{S106})$$

Eq. (S106) is the Eq. (10) in the main text, where λ , m in the main text denote λ_y , m_y here for simplicity. Note that all the results of $L(t)$ satisfying Eq. (S64) obtained in this work satisfy Eq. (S106) in the long time limit, at which time the term $m_y(L)d^2L/dt^2$ is much smaller than the other two terms.

C. Derivation of Eq. (S102, S103).

In the derivation in this section, we use the rescaled notation used in the dynamical equation Eq. (S133) with $\bar{\gamma}^2/\bar{\gamma}_0^2 \ll 1$. Moreover, we drop the bar symbol on the top of the characters for convenience.

In the first-stage dynamics, the dynamical equation Eq. (S4) with an inertia term reads

$$\frac{1}{\gamma_0^2} \partial_t^2 \phi_{1/2} + \frac{1}{\gamma} \partial_t \phi_{1/2} = -(\hat{L}_{1/2} - \xi_0^2 \nabla_{\mathbf{R}}^2) \phi_{1/2} + \eta_{1/2}. \quad (\text{S107})$$

Here $\gamma^2/\gamma_0^2 \ll 1$. Only the modes $\phi_2^{\mathbf{K}}(\mathbf{r}) = \text{sech}(z/\xi)e^{i\mathbf{K}\cdot\mathbf{R}}$ with $K < \sqrt{|\alpha| - 2\beta}/\xi_0$ will be exponentially amplified with time. Writing $\phi_2(\mathbf{r}) = \varphi(\mathbf{R}, t)\text{sech}(z/\xi)$, Eq. (S7, S9) are modified to be

$$\begin{aligned}\frac{1}{\gamma_0^2}\partial_t^2\varphi(\mathbf{R}, t) + \frac{1}{\gamma}\partial_t\varphi(\mathbf{R}, t) &= (|\alpha| - 2\beta + \xi_0^2\nabla_{\mathbf{R}}^2)\varphi(\mathbf{R}, t) + \eta_\varphi(\mathbf{R}, t), \\ \frac{1}{\gamma_0^2}\partial_t^2\tilde{\varphi}(\mathbf{K}, t) + \frac{1}{\gamma}\partial_t\tilde{\varphi}(\mathbf{K}, t) &= (|\alpha| - 2\beta - \xi_0^2K^2)\tilde{\varphi}(\mathbf{K}, t) + \tilde{\eta}_\varphi(\mathbf{K}, t).\end{aligned}\quad (\text{S108})$$

Construct the following two functions,

$$\begin{aligned}A_1(\mathbf{K}, t) &= \frac{\gamma^2}{\gamma_0^2}\frac{1}{\gamma}\partial_t\tilde{\varphi}(\mathbf{K}, t) + \left[\frac{\gamma^2}{\gamma_0^2}a_1(\mathbf{K}) + 1\right]\tilde{\varphi}(\mathbf{K}, t), \\ A_2(\mathbf{K}, t) &= \frac{\gamma^2}{\gamma_0^2}\frac{1}{\gamma}\partial_t\tilde{\varphi}(\mathbf{K}, t) + \left[\frac{\gamma^2}{\gamma_0^2}a_2(\mathbf{K}) + 1\right]\tilde{\varphi}(\mathbf{K}, t),\end{aligned}\quad (\text{S109})$$

with

$$\begin{aligned}a_1(\mathbf{K}) &= \frac{-1 + \Delta(K)}{2}\frac{\gamma_0^2}{\gamma^2}, \\ a_2(\mathbf{K}) &= \frac{-1 - \Delta(K)}{2}\frac{\gamma_0^2}{\gamma^2}.\end{aligned}\quad (\text{S110})$$

Here $\Delta(K) = \sqrt{1 + 4(|\alpha| - 2\beta - \xi_0^2K^2)\gamma^2/\gamma_0^2}$. From Eq. (S108), $A_{1/2}$ satisfies

$$\frac{1}{\gamma}\partial_t A_{1/2} = a_{1/2}(\mathbf{K})A_{1/2} + \tilde{\eta}_\varphi(\mathbf{K}, t).\quad (\text{S111})$$

The solution reads

$$A_{1/2}(\mathbf{K}, t) = A_{1/2}(\mathbf{K}, t_0)e^{\gamma\int_{t_0}^t a_{1/2}(\mathbf{K})dt'} + \gamma\int_{t_0}^t \tilde{\eta}_\varphi(\mathbf{K}, t')e^{\gamma\int_{t_0}^t a_{1/2}(\mathbf{K})dt''} dt'.\quad (\text{S112})$$

Therefore, the function $A_1(\mathbf{K}, t)$ will be exponentially amplified with time if $K < \sqrt{|\alpha| - 2\beta}/\xi_0$ since $a_1(\mathbf{K}) > 0$, while $A_2(\mathbf{K}, t)$ will exponentially decay with time since $a_2(\mathbf{K}) < 0$. Notice that the decay of $A_2(\mathbf{K}, t)$ is extremely rapid, since $a_2(\mathbf{K})$ is large with $a_2(\mathbf{K}) \approx \gamma_0^2/\gamma^2$ in the $\gamma^2/\gamma_0^2 \ll 1$ limit. Therefore, by the relation

$$A_1(\mathbf{K}, t) - A_2(\mathbf{K}, t) = \Delta(K)\tilde{\varphi}(\mathbf{K}, t),\quad (\text{S113})$$

$A_1(\mathbf{K}, t)$ could be approximated by $A_1(\mathbf{K}, t) \approx \Delta(K)\tilde{\varphi}(\mathbf{K}, t)$, for $t > t_0$. Thereby, from Eq. (S111), we obtain

$$\frac{1}{\gamma}\partial_t\tilde{\varphi}(\mathbf{K}, t) = a_{1/2}(\mathbf{K})\tilde{\varphi}(\mathbf{K}, t) + \frac{\tilde{\eta}_\varphi(\mathbf{K}, t)}{\Delta(K)},\quad (\text{S114})$$

$$\tilde{\varphi}(\mathbf{K}, t) = \tilde{\varphi}(\mathbf{K}, t_1)e^{U_K(t, t_0)} + \gamma\int_{t_0}^t \frac{\tilde{\eta}_\varphi(\mathbf{K}, t')}{\Delta(K)}e^{U_K(t, t')} dt'\quad (\text{S115})$$

Here $U_K(t_1, t_2) = \gamma\int_{t_2}^{t_1} a_1(K)dt$. Define the amplitude $D_K(t) = \langle \tilde{\varphi}(-\mathbf{K}, t)\tilde{\varphi}(\mathbf{K}, t) \rangle$. We obtain

$$\begin{aligned}D_K(t) &= \frac{1}{l^{D-1}}e^{2U_K(t, t_0)}\left(l^{D-1}D_K(t_0) + \frac{T\gamma}{E_c\xi}\frac{1}{\Delta^2(K)}\int_{t_0}^t dt'e^{-2U_K(t', t_0)}\right) \\ &= \frac{1}{l^{D-1}}e^{2U_K(t, t_0)}\left(l^{D-1}D_K(t_0) + \frac{T}{2E_c\xi}\frac{1}{\Delta^2(K)}\frac{1}{a_1(K)}(1 - e^{-2U_K(t, t_0)})\right).\end{aligned}\quad (\text{S116})$$

Here l is the system size. In the following derivation, we set $t_0 = 0$ for convenience. Apply the inverse Fourier transform to $D_K(t)$ to obtain the function $C(\mathbf{R}, t)$,

$$\begin{aligned}C(\mathbf{R}, t) &= \sum_{\mathbf{K}} D_K(t)e^{i\mathbf{K}\cdot\mathbf{R}} \equiv l^{D-1}\int \frac{d^{D-1}\mathbf{K}}{(2\pi)^{D-1}} D_K(t)e^{i\mathbf{K}\cdot\mathbf{R}} \\ &= C_1(\mathbf{R}, t) + C_2(\mathbf{R}, t),\end{aligned}\quad (\text{S117})$$

with

$$C_1(\mathbf{R}, t) = \int \frac{d^{D-1}\mathbf{K}}{(2\pi)^{D-1}} l^{D-1} D_K(0) e^{2U_K(t,0)} e^{i\mathbf{K}\cdot\mathbf{R}} \quad (\text{S118})$$

$$C_2(\mathbf{R}, t) = \int \frac{d^{D-1}\mathbf{K}}{(2\pi)^{D-1}} \frac{T\sqrt{|\alpha|}}{2E_c\xi_0} \frac{1}{\Delta^2(K)} \frac{1 - e^{-2U_K(t,0)}}{a_1(K)} e^{2U_K(t,0)} e^{i\mathbf{K}\cdot\mathbf{R}}. \quad (\text{S119})$$

To make the calculation of $C_1(\mathbf{R}, t)$ and $C_2(\mathbf{R}, t)$ practical, we approximate $a_1(K)$ by the following Taylor expansion at $K = 0$, which is suitable for large $\gamma(t - t_0)$ when the long-wavelength mode dominates.

$$e^{2U_K(t,0)} \approx e^{2c\gamma t - 2\xi_0^2\gamma t K^2/\kappa} \quad (\text{S120})$$

Here $\kappa = \Delta(0) = \sqrt{1 + 4(|\alpha| - 2\beta)\gamma^2/\gamma_0^2}$, $c = a_1(0) = 2^{-1}(\kappa - 1)\gamma_0^2/\gamma^2$.

We apply the approximation used in the derivation of Eq. (S15), in the $\gamma t \gg 1/|\alpha|$ limit, we integrate over \mathbf{K} with the integrand $e^{-2\xi_0^2\gamma t K^2/b} e^{i\mathbf{K}\cdot\mathbf{R}}$ and omit the K -dependence of other factors in Eq. (S119), i.e.

$$\begin{aligned} C_2(\mathbf{R}, t) &\approx \frac{T\sqrt{|\alpha|}}{2E_c\xi_0} \frac{1}{\kappa^2 c} e^{2c\gamma t} \int \frac{d^{D-1}\mathbf{K}}{(2\pi)^{D-1}} e^{-2\xi_0^2\gamma t K^2/\kappa} e^{i\mathbf{K}\cdot\mathbf{R}} \\ &= \frac{T}{E_c\xi_0^D} \frac{\sqrt{|\alpha|}}{2\kappa^2 c} \frac{e^{2c\gamma t}}{\left(\sqrt{8\pi\gamma t/\kappa}\right)^{D-1}} e^{-\frac{R^2}{8\xi_0^2\gamma t/\kappa}} \\ &= \frac{\zeta|\alpha|}{2\kappa^2 c/|\alpha|} \frac{e^{2c\gamma t}}{\left(\sqrt{8\pi|\alpha|\gamma t/\kappa}\right)^{D-1}} e^{-\frac{R^2}{8\xi_0^2\gamma t/\kappa}}. \end{aligned} \quad (\text{S121})$$

C_1 is given by the following integration.

$$C_1(\mathbf{R}, t) = e^{2c\gamma t} \int \frac{d^{D-1}\mathbf{K}}{(2\pi)^{D-1}} l^{D-1} D_K(0) e^{-2\xi_0^2\gamma t K^2/\kappa} e^{i\mathbf{K}\cdot\mathbf{R}} \quad (\text{S122})$$

Note that Eq. (S121, S122) are written by the notation used in Eq. (S133) with the bar symbol on the top of the characters being left out. They could be rescaled back to the notation used in Eq. (S99) to give Eq. (S102, S103).

V. COUPLED THREE-COMPONENT FIELD IN 3D SYSTEMS.

A. Free energy and first-stage dynamics

As mentioned in the last discussion part in the main text, for a theory of coupled three-component field in 3D systems, similar dynamics could happen. For example, we consider the following free energy and ‘‘model A’’ dynamics

$$F = E_c \int d^3\mathbf{r} f_0(\psi) + f_1(\Psi, \Psi^*) + 2g|\Psi|^2\psi^2. \quad (\text{S123})$$

$$\frac{1}{\gamma} \partial_t \Psi = -\frac{1}{E_c} \frac{\delta F}{\delta \Psi^*} + \eta$$

$$\frac{1}{\gamma'} \partial_t \psi = -\frac{1}{2E_c} \frac{\delta F}{\delta \psi} + \eta'$$

$$\langle \eta_i(\mathbf{r}, t) \eta_{i'}(\mathbf{r}', t') \rangle = \frac{2T}{\gamma E_c} \delta_{ii'} \delta(\mathbf{r} - \mathbf{r}') \delta(t - t')$$

$$\langle \eta'(\mathbf{r}, t) \eta'(\mathbf{r}', t') \rangle = \frac{2T}{\gamma' E_c} \delta(\mathbf{r} - \mathbf{r}') \delta(t - t')$$

with

$$\begin{aligned} f_0(\psi) &= \xi_0^2 |\nabla \psi|^2 + (\psi^2 + \alpha)^2 \\ f_1(\Psi) &= \xi_1^2 |\nabla \Psi|^2 + (|\Psi|^2 + \chi)^2. \end{aligned}$$

(S124)

Here $\alpha < \chi < 0$, $g > 0$. ψ is real. and Ψ is complex with $\Psi = \Psi_1 + i\Psi_2$.

The theory describes a Z_2 real-scalar field competing with a $U(1)$ complex-scalar field. Physically, it could effectively describe some CDW-superconductor competing systems [18, 19]. In this case, ψ represents the amplitude of the commensurate CDW order and its phase fluctuations can be ignored. The CDW free energy in Eq. (S2) with $\beta \gg |\alpha|$ belongs to this case. Ψ can represent the order parameter of the superconducting order, and $f_1(\Psi)$ has the $U(1)$ symmetry $\Psi \rightarrow \Psi e^{i\theta}$.

The symmetry of the theory is $Z_2 \otimes U(1)$. Its mean-field ground state reads $\psi = \pm\sqrt{|\alpha|}$. By the optical pump, a domain wall configuration $\psi_0(\mathbf{r}) = \sqrt{|\alpha|} \tanh \frac{z}{\xi}$ could be generated by the mechanism mentioned in Sec. I. Similar to the analysis applied in the first-stage dynamics, we expand the fluctuation of Ψ to the linear term and obtain

$$\frac{1}{\gamma} \partial_t \Psi = -(\hat{M} - \xi_1^2 \nabla_{\mathbf{R}}^2) \Psi + \eta. \quad (\text{S125})$$

with

$$\begin{aligned} \hat{M} &= -\xi_1^2 \partial_z^2 + 2\chi + 2g\psi_0^2 \\ &= -\xi_1^2 \partial_z^2 - 2g|\alpha| \frac{1}{\cosh^2(z/\xi)} + 2g|\alpha| + 2\chi \\ &= \xi_1^2 \left[-\partial_z^2 - \frac{1}{\xi^2} \frac{2g\xi_0^2/\xi_1^2}{\cosh^2(x/\xi)} \right] + 2g|\alpha| + 2\chi. \end{aligned} \quad (\text{S126})$$

Based on the result of the eigenvalue problem in Eq. (S5), the lowest eigenvalue of \hat{M} , which is denoted by m_0 , reads

$$m_0 = -\frac{\xi_1^2}{\xi^2} \left(\frac{\sqrt{1 + 8g\xi_0^2/\xi_1^2} - 1}{2} \right)^2 + 2g|\alpha| + 2\chi. \quad (\text{S127})$$

If $m_0 < 0$, from Eq. (S125), the domain wall is unstable and the first-stage dynamics, the growth of Ψ around the interface, could happen.

B. The second-stage dynamics

After the first-stage dynamics, topological defects are generated and a second-stage dynamics will happen. Basically, the following two situations may appear:

1. Only one component of Ψ grows up around the interface. In that case, the systems go back to the case of the two-component parameter theory we discuss above. The defects are string defects. The coarsening should be diffusive.
2. Both two components of Ψ grows up around the interface. In that case, the defects are point defects called monopoles.

For the last case, we present a brief discussion of the monopole spatial profile and the corresponding coarsening dynamics. We separate the coordinate by $\mathbf{r} = (z, \mathbf{R}) = (z, R \cos \phi, R \sin \phi)$ and write $\Psi = \rho e^{i\theta}$. Suppose a monopole solution with a rotational symmetry around the line of $\mathbf{R} = 0$, i.e. $\rho(\mathbf{R} = 0) = 0$. The monopole solution satisfies

$$\begin{aligned} \frac{\delta F}{\delta \psi} &= -2\xi_0^2 \nabla^2 \psi + 4\alpha\psi + 4\psi^3 + 4g\rho^2\psi = 0 \\ \frac{\delta F}{\delta \rho} &= -2\xi_1^2 \nabla^2 \rho + 2\xi_1^2 \rho |\nabla \theta|^2 + 4\chi\rho + 4\rho^3 + 4g\psi^2\rho = 0 \\ \frac{\delta F}{\delta \theta} &= -2\xi_1^2 \rho^2 \nabla^2 \theta = 0, \end{aligned} \quad (\text{S128})$$

with boundary conditions

$$\begin{aligned} \lim_{z \rightarrow \pm\infty} \psi &= \pm\sqrt{|\alpha|} \\ \lim_{z \rightarrow \pm\infty} \rho &= 0 \\ \oint d\mathbf{R} \theta(z, \mathbf{R}) &= \pm 2\pi. \end{aligned} \quad (\text{S129})$$

In the asymptotic regions with $|\mathbf{R} - \mathbf{R}_0| \rightarrow +\infty$, the following solution

$$\begin{aligned}\rho(\mathbf{r}) &= \rho_0(z), \\ \theta &= \pm\phi, \\ \psi(\mathbf{r}) &= \psi_0(z),\end{aligned}\tag{S130}$$

satisfies Eq. (S128, S129), as long as the the solution of $\psi_0(z)$ and $\rho_0(z)$ with respect to the following equation exists.

$$\begin{aligned}-2\xi_0^2 \partial_z^2 \psi_0 + 4\alpha\psi_0 + 4\psi_0^3 + 4g\rho_0^2\psi_0 &= 0, \\ -2\xi_1^2 \partial_z^2 \rho_0 + 4\chi\rho_0 + 4\rho_0^3 + 4g\psi_0^2\rho_0 &= 0,\end{aligned}\tag{S131}$$

with the boundary condition $\lim_{z \rightarrow \pm\infty} \psi_0(z) = \pm\sqrt{|\alpha|}$, $\lim_{z \rightarrow \pm\infty} \rho_0(z) = 0$. Substituting $\rho_0(z)$, $\psi_0(z)$ into Eq. (S123), we can separate the free energy by

$$F = E_d + E_0$$

with

$$\begin{aligned}E_d &= E_c \int d^2\mathbf{R} \xi_1^2 \Gamma |\nabla_{\mathbf{R}} \theta|^2, \quad \Gamma = \int dz \rho_0^2(z) \\ E_0 &= E_c \int d^2\mathbf{R} \int dz \xi_0^2 (\psi_0'(z))^2 + (\psi_0^2 + \alpha)^2 + \xi_1^2 (\rho_0'(z))^2 + (\rho_0^2 + \chi)^2 + 2g\rho_0^2\psi_0^2.\end{aligned}\tag{S132}$$

Here E_0 is the energy of the solution $\rho_0(z)$ and $\psi_0(z)$, E_d is the energy per monopole, which has the same form as the energy per vortex of a 2D system with the $U(1)$ symmetry. Therefore, in this case, the coarsening dynamics has the same scaling behavior as the 2D vortex system, where the typical length scale $L(t)$ scales as $L(t) \sim \xi_0 \sqrt{\frac{\gamma t}{\ln(|\alpha|\gamma t)}}$ [8].

VI. DETAILS OF THE NUMERICAL SIMULATION

In Fig. 3 in the main text, the result of the numerical simulation of the scaling of $L(t)$ in the second stage dynamics was shown. In the simulation, the ‘‘model A’’ dynamics were rescaled in the same way as in Eq. (S100, S101) with $b = \sqrt{|\alpha|}$, $\bar{\alpha} = -1$. We further define $\tau = |\alpha|\gamma t$, $\tilde{\mathbf{r}} = \mathbf{r}/\xi$ and $\tilde{\nabla} = \partial/\partial\tilde{\mathbf{r}}$ and write the dynamical equation in the following form;

$$\frac{\partial \bar{\psi}}{\partial \tau} = \tilde{\nabla}^2 \bar{\psi} + 2\bar{\psi} - 2\frac{\beta}{|\alpha|} i\bar{\psi}_2 - 2|\bar{\psi}|^2 \bar{\psi} + \bar{\eta},\tag{S133}$$

Here $\bar{\psi} = \psi/\sqrt{|\alpha|}$, $\bar{\eta} = \eta|\alpha|^{-3/2}$. The rescaled noise correlator reads $\langle \bar{\eta}_i(\tilde{\mathbf{r}}, \tau) \bar{\eta}_{i'}(\tilde{\mathbf{r}}', \tau') \rangle = 2\zeta \delta_{ii'} \delta(\tilde{\mathbf{r}} - \tilde{\mathbf{r}}') \delta(\tau - \tau')$. In this equation, there are only two dimensionless parameters, ζ and $\beta/|\alpha|$. We discretize the space and time by the steps $d\tilde{r}_{j=x,y,z} = 0.5$ and $d\tau = 0.03$ in the program and use the following Euler method to update $\bar{\psi}$ in the time evolution;

$$\bar{\psi}(\tilde{\mathbf{r}}, \tau + d\tau) = \left(\tilde{\nabla}^2 \bar{\psi}(\tilde{\mathbf{r}}, \tau) + 2\bar{\psi}(\tilde{\mathbf{r}}, \tau) - 2\frac{\beta}{|\alpha|} i\bar{\psi}_2(\tilde{\mathbf{r}}, \tau) - 2|\bar{\psi}(\tilde{\mathbf{r}}, \tau)|^2 \bar{\psi}(\tilde{\mathbf{r}}, \tau) \right) d\tau + \bar{\eta}(\tilde{\mathbf{r}}, \tau) d\tau.\tag{S134}$$

Here $\bar{\eta}(\tilde{\mathbf{r}}, \tau) d\tau$ are generated by $\bar{\eta}_i(\tilde{\mathbf{r}}, \tau) d\tau = \sqrt{\frac{2\zeta d\tau}{\Pi_j dr_j}} n_i(\tilde{\mathbf{r}}, \tau)$ with $2\zeta = 0.0001$ with $n_i(\tilde{\mathbf{r}}, \tau)$ being generated from independent standard normal distribution for each discretized $\tilde{\mathbf{r}}$ and τ .

The initial condition of Eq. (S133) in the program is simply set as $\bar{\psi}(\tilde{\mathbf{r}}, \tau = 0) = \tanh \tilde{z}$. Note that the initial fluctuation $\delta\bar{\psi}(\tilde{\mathbf{r}})$ is neglected in the program because it is hard to generate the initial fluctuation, which is a random function of \mathbf{r} satisfying a specific statistical correlation function. The simplification is appropriate since the simulation is to fit the scaling of $L(t)$ in the second-stage dynamics, which is unrelated to the initial condition information.

The following method evaluates the length scale $L(t)$ in the simulation. In 2D systems, we count a number N of vortices in the y - z plane and define $L = L_y/N$. In 3D systems, we count a number N of vortices in the y - z planes for each discrete x , average N over different x , and define $L = L_y/\langle N \rangle$, where L_y is the system size along y . To count the number of vortices, we extract the function $P(y) = 1 - |\bar{\psi}(y, z = 0)|^2$. A peak of $P(y)$ with a height larger than 0.6 is identified as a vortex(or antivortex). N equals the number of peaks.

Due to the random noise, the fitted value of $p = \frac{\log_{10}(L/\xi)}{\log_{10}(|\alpha|\gamma t)}$ gets a statistical error for different runs of the program. Table. I lists the results of the fitted value of p for ten program runs, which shows that the statistical error is small.

$D = 3$. Run number:	1	2	3	4	5	6	7	8	9	10
$\beta/ \alpha = 0$	0.45365	0.45123	0.45414	0.44534	0.45779	0.46566	0.46025	0.44490	0.44960	0.45672
$\beta/ \alpha = 0.1$	0.45910	0.44516	0.45337	0.46073	0.45576	0.45869	0.46217	0.45613	0.45594	0.44143
$D = 2$. Run number:	1	2	3	4	5	6	7	8	9	10
$\beta/ \alpha = 0.001$	0.27497	0.26555	0.30045	0.30077	0.27175	0.29875	0.28527	0.27797	0.28693	0.27962
$\beta/ \alpha = 0.1$	0.19070	0.16815	0.18172	0.17463	0.17473	0.16713	0.17261	0.16296	0.18281	0.17346

TABLE I. Linear fit results of the values of $p = \frac{\log_{10}(L/\xi)}{\log_{10}(|\alpha|\gamma t)}$ for ten runs of the program in $D = 3$ and $D = 2$. The parameter set is the same as mentioned in the caption of Fig. (3) in the main text.

-
- [1] R. Yusupov, T. Mertelj, V. V. Kabanov, S. Brazovskii, P. Kusar, J.-H. Chu, I. R. Fisher, and D. Mihailovic, Coherent dynamics of macroscopic electronic order through a symmetry breaking transition, *Nature Physics* **6**, 681 (2010).
- [2] S. Duan, Y. Cheng, W. Xia, Y. Yang, C. Xu, F. Qi, C. Huang, T. Tang, Y. Guo, W. Luo, *et al.*, Optical manipulation of electronic dimensionality in a quantum material, *Nature* **595**, 239 (2021).
- [3] M. Trigo, P. Giraldo-Gallo, J. N. Clark, M. E. Kozina, T. Henighan, M. P. Jiang, M. Chollet, I. R. Fisher, J. M. Glowina, T. Katayama, P. S. Kirchmann, D. Leuenberger, H. Liu, D. A. Reis, Z. X. Shen, and D. Zhu, Ultrafast formation of domain walls of a charge density wave in SmTe₃, *Phys. Rev. B* **103**, 054109 (2021).
- [4] S. Flügge, *Practical quantum mechanics* (Springer Science & Business Media, 2012).
- [5] Z. Sun and A. J. Millis, Transient trapping into metastable states in systems with competing orders, *Phys. Rev. X* **10**, 021028 (2020).
- [6] J. Cardy, *Scaling and Renormalization in Statistical Physics*, Cambridge Lecture Notes in Physics (Cambridge University Press, 1996).
- [7] M. Kardar, *Statistical physics of fields* (Cambridge University Press, 2007).
- [8] A. J. Bray, Theory of phase-ordering kinetics, *Advances in Physics* **51**, 481 (2002).
- [9] M. Eto, Y. Hamada, and M. Nitta, Composite topological solitons consisting of domain walls, strings, and monopoles in O(N) models, *Journal of High Energy Physics* **2023**, 150 (2023).
- [10] B. Yurke, A. N. Pargellis, T. Kovacs, and D. A. Huse, Coarsening dynamics of the XY model, *Phys. Rev. E* **47**, 1525 (1993).
- [11] A. N. Pargellis, P. Finn, J. W. Goodby, P. Panizza, B. Yurke, and P. E. Cladis, Defect dynamics and coarsening dynamics in smectic-C films, *Phys. Rev. A* **46**, 7765 (1992).
- [12] M. Mondello and N. Goldenfeld, Scaling and vortex dynamics after the quench of a system with a continuous symmetry, *Phys. Rev. A* **42**, 5865 (1990).
- [13] H. Toyoki and K. Honda, Ordering Dynamics of a Deeply Quenched Complex Field, *Progress of Theoretical Physics* **78**, 237 (1987).
- [14] M. Mondello and N. Goldenfeld, Scaling and vortex-string dynamics in a three-dimensional system with a continuous symmetry, *Phys. Rev. A* **45**, 657 (1992).
- [15] J.-M. Duan and A. J. Leggett, Inertial mass of a moving singularity in a fermi superfluid, *Phys. Rev. Lett.* **68**, 1216 (1992).
- [16] Y. Lemonik and A. Mitra, Quench dynamics of superconducting fluctuations and optical conductivity in a disordered system, *Phys. Rev. B* **98**, 214514 (2018).
- [17] Z. Sun, M. M. Fogler, D. N. Basov, and A. J. Millis, Collective modes and terahertz near-field response of superconductors, *Phys. Rev. Res.* **2**, 023413 (2020).
- [18] S. Yan, D. Iai, E. Morosan, E. Fradkin, P. Abbamonte, and V. Madhavan, Influence of domain walls in the incommensurate charge density wave state of cu intercalated 1T-TiSe₂, *Phys. Rev. Lett.* **118**, 106405 (2017).
- [19] Y. I. Joe, X. Chen, P. Ghaemi, K. Finkelstein, G. de La Peña, Y. Gan, J. Lee, S. Yuan, J. Geck, G. MacDougall, *et al.*, Emergence of charge density wave domain walls above the superconducting dome in 1T-TiSe₂, *Nature Physics* **10**, 421 (2014).