

Entity6K: A Large Open-Domain Evaluation Dataset for Real-World Entity Recognition

Jielin Qiu^{1,2}, William Han², Winfred Wang², Zhengyuan Yang¹, Linjie Li¹,
Jianfeng Wang¹, Christos Faloutsos², Lei Li², Lijuan Wang¹

¹ Microsoft Azure AI, ² Carnegie Mellon University

{jielinq,leili,christos}@cs.cmu.edu, {zhengyang,Lindsey.Li,jianfw,lijuanw}@microsoft.com

Abstract

Open-domain real-world entity recognition is essential yet challenging, involving identifying various entities in diverse environments. The lack of a suitable evaluation dataset has been a major obstacle in this field due to the vast number of entities and the extensive human effort required for data curation. We introduce **Entity6K**, a comprehensive dataset for real-world entity recognition, featuring 5,700 entities across 26 categories, each supported by 5 human-verified images with annotations. Entity6K offers a diverse range of entity names and categorizations, addressing a gap in existing datasets. We conducted benchmarks with existing models on tasks like image captioning, object detection, zero-shot classification, and dense captioning to demonstrate Entity6K’s effectiveness in evaluating models’ entity recognition capabilities. We believe Entity6K will be a valuable resource for advancing accurate entity recognition in open-domain settings.

1 Introduction

Recognizing entities from images is inherently difficult due to several factors. First, the visual complexity and variability of real-world scenes pose challenges in accurately identifying and localizing entities of interest. Images can contain multiple entities, occlusions, variations in lighting conditions, and diverse object appearances, making it challenging to discern and differentiate entities. Second, the task’s open-domain nature demands models that can generalize across a wide range of entities, including those not seen during training, requiring abstract representations of entity characteristics across different visual contexts.

To address open-domain entity recognition in images, researchers have developed methods using deep learning and transfer learning, leveraging large-scale pretrained models. However, the lack of a comprehensive evaluation dataset hinders the

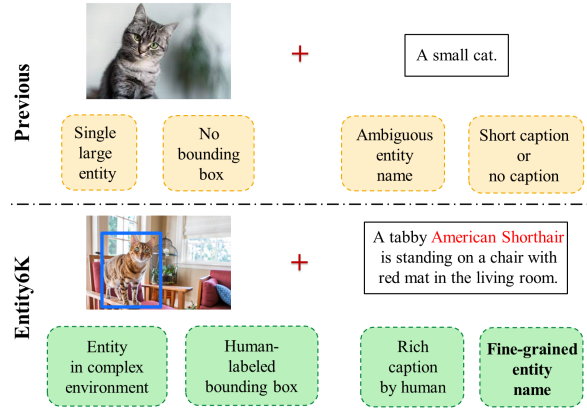


Figure 1: Comparison between **Entity6K** and existing datasets, where existing datasets may only contain a single large entity, ambiguous entity name, no bounding box, or short/no captions. However, our dataset contains entities in complex environments, with specific names, and human-labeled bounding boxes and captions.

assessment of different models’ performance. Creating such a dataset is challenging due to the need for a vast, diverse, and constantly updated list of entities, as well as the significant manual effort required for data curation. Additionally, the absence of standardized evaluation benchmarks impedes progress and makes it difficult to compare different approaches effectively.

Therefore, in this work, we introduce “Entity6K,” a large open-domain dataset specifically designed for the recognition of real-world entities. Our contributions can be summarized as follows:

- We introduced Entity6K, a comprehensive and diverse dataset containing 5,700 unique entities, providing a valuable resource for evaluating the entity recognition performance of various models.
- Each entity in the dataset is associated with five human-validated images and their corresponding annotations, resulting in a total of 28,500 images.
- We carried out benchmarking to assess pretrained models on tasks like image captioning,

object detection, zero-shot classification, and dense captioning, highlighting their capabilities in recognizing real-world entities.

2 Related Work

Open-domain Entity Recognition in image processing involves automatically identifying various entities like objects, people, and locations in images. This task is challenging as it requires the system to work without domain-specific knowledge or predefined context. (Hu et al., 2023) introduced a task where a model links an image to a Wikipedia entity using a text query. However, this method depends on a text query to retrieve the entity name from Wikipedia.

Zero-Shot Image Classification involves recognizing unseen image classes, as explored in studies by Lampert et al. (2014); Liu et al. (2019); Vinyals et al. (2016). Due to its complexity, the few-shot learning approach, which utilizes limited training data, has been examined in works by Snell et al. (2017); Finn et al. (2017); Rusu et al. (2018); Ye et al. (2018), focusing on developing effective models for this scenario.

Object Detection techniques, like Faster R-CNN (Ren et al., 2015) and YOLO (Redmon et al., 2015), identify and localize objects in images, providing bounding boxes and class labels. F-VLM (Kuo et al., 2022), an open-vocabulary method, used Frozen Vision and Language Models. GLIP (Li et al., 2021) merges object detection with phrase grounding for richer visual representations. Zhang et al. (2022b) combines localization and Vision-Language pretraining for improved detection and segmentation. More related work is in Appendix C.

3 Entity6K Dataset

In this section, we explain the collection and annotation process of the Entity6K dataset. Detailed information is available in Appendix B

3.1 Data Acquisition

Entity List To address our problem, we began by compiling a diverse set of entity names, covering a broad spectrum of real-world entities. We organized our selection into 26 distinct categories. Within each category, we used Wikipedia as a primary source to identify specific entity names. Our goal is to evaluate the system’s ability to recognize precise entities accurately, so we focused on names



There is a **Hammered Dulcimer** on the sidewalk, where there is a tree behind it and a car parking nearby.

A **Sable Black German Shepherd** is standing on the lake shore, wearing a leash and a small red flower bow tie.

Figure 2: Examples of the collected data in the Entity6K dataset, where each image is associated with the entity region (bounding box) and the textual descriptions, centering on the specific entity.

Table 1: Comparison with existing datasets, where HA is short for Human Annotations.

Dataset	Entity	Categories	HA
MSCOCO (Lin et al., 2014)	80	✗	✓
ObjectNet (Barbu et al., 2019)	313	✗	✗
SUN (Xiao et al., 2010)	397	✗	✗
Open Images (Kuznetsova et al., 2018)	600	✗	✓
NoCaps (Agrawal et al., 2019)	680	✗	✓
ImageNet (Russakovsky et al., 2014)	1,000	✗	✗
Entity6K (ours)	5,700	26	✓

with a high level of specificity. For example, we prefer names like “German Shepherd” or “Alaskan Malamute” over general terms like “Dog.” This approach sets our dataset apart from existing ones.

Data Collection and Licenses After compiling a thorough and varied list of unique entities, ensuring there are no repetitions, the next step involves acquiring images. We accomplish this by utilizing the entity names as search queries on Flickr¹. It’s important to note that these images have been generously shared on Flickr by their respective creators under licenses that include Creative Commons BY 2.0, Creative Commons BY-NC 2.0, Public Domain Mark, or Public Domain CC 1.0. These licenses all grant permission for unrestricted usage, redistribution, and modification, specifically for non-commercial purposes.

Fidelity Control The dataset contains 28,500 high-quality images from Flickr, reflecting the diversity and biases of that database. Initially, we compiled 12,003 entity names across 26 categories, collecting ten images per entity with approved licenses. Using Amazon Mechanical Turk², we assessed image quality through two steps: (1) Three human judges verified the accuracy of each image in representing its entity, deleting any mismatches. (2) Entities with fewer than five accurate images were removed. For entities with more than five

¹<https://www.flickr.com/photos/tags/dataset/>

²<https://www.mturk.com/>

accurate images, five were randomly selected for the final dataset. After this quality control, we retained 5,700 entities, resulting in a retention rate of approximately 47.5%. The detailed numbers of entities in each category before and after this process are shown in Table 6 in Appendix B.

3.2 Human Annotation

The dataset labeling process comprises two distinct stages with Amazon Mechanical Turk:

Bounding Box Annotation In the initial phase, a single annotator is assigned to outline bounding boxes for each image. The annotator is given the corresponding entity name for the image and is responsible for marking the relevant region within that image. The objective is to establish a single bounding box for each image.

Textual Description Annotation Following the completion of the initial bounding box marking phase by the first annotator, the second step involves five different annotators independently creating textual descriptions for each image. These annotators are given the entity name associated with each image to assist them in crafting their text captions. It’s crucial to emphasize that all annotators are expected to provide comprehensive and detailed textual descriptions, encompassing as much relevant information as possible. For example, annotators are encouraged to write descriptions such as “A cheerful boy, wearing a white helmet, is riding a vibrant green bicycle, while nearby, a young girl in a pink helmet is seated on a serene blue bicycle, sipping refreshing water” rather than simply stating “Two people riding bikes.”

3.3 Statistics of the Dataset

In Figure 3 in Appendix B, we present the statistics of the collected Entity6K dataset. Furthermore, Table 1 compares our dataset with existing datasets, which shows that our dataset contains an order of magnitude more entities than the existing datasets. Additionally, the entities are categorized and come with verified human annotations, rendering the proposed dataset a valuable resource for real-world entity recognition evaluations.

4 Experimental Settings

4.1 Tasks

We have chosen four tasks to construct our evaluation benchmark, which includes object detection,

zero-shot image classification, image captioning, and dense captioning.

4.2 Evaluation Metrics

According to different tasks, we select the corresponding standard metrics as the evaluation metrics. For object detection, we select Average Precision (AP) as the evaluation metric. For zero-shot image classification, we take the standard accuracy as the evaluation metric. For image captioning, we adopted the BLEU (Papineni et al., 2002), ROUGE (Lin, 2004), Meteor (Banerjee and Lavie, 2005), and BertScore (Zhang et al., 2020) as evaluation metrics. For the dense captioning task, we take mean Average Precision (mAP) as the evaluation metric. Similar to object detection metric, dense captioning measures an mAP across a range of thresholds for both localization and description accuracy, following (Johnson et al., 2015). For localization, it uses box IoU thresholds of .3, .4, .5, .6, .7. For language description, a METEOR score (Banerjee and Lavie, 2005) with thresholds of 0, .05, .1, .15, .2, .25 is used. The mAP is averaged by the APs across all pairwise of these two types of thresholds.

4.3 Benchmark Models

For different tasks, we selected different baseline models for the benchmark. Specifically, for object detection, GLIP (Li et al., 2021), GRiT (Wu et al., 2022), DINO (Zhang et al., 2022a), and ViT-Adapter (Chen et al., 2022). For zero-shot image classification, we select CLIP (Radford et al., 2021), ALIGN (Jia et al., 2021), and GPT-4 (OpenAI, 2023). For image captioning, we select BLIP (Li et al., 2022), OFA (Wang et al., 2022b), GIT (Wang et al., 2022a), and GRIT (Nguyen et al., 2022) as baselines. For dense captioning, we adopt FCLN (Johnson et al., 2015) and GRiT (Wu et al., 2022). Details about the baseline models can be found in the Appendix.

4.4 Experimental Settings

In our evaluation of the performance of existing models, we adhered to the instructions provided by those models. Specifically, we utilized the pre-trained weights directly without undergoing any training or fine-tuning processes.

Table 2: Averaged Object Detection results.

Method	AP	AP ₅₀	AP ₇₅
GLIP (Li et al., 2021)	8.90	12.54	0.04
DINO (Zhang et al., 2022a)	10.82	14.42	2.37
ViT-Adapter (Chen et al., 2022)	11.83	16.77	6.90
GRiT (Wu et al., 2022)	14.41	23.30	7.89

Table 3: Ave. Zero-shot Image Classification results.

Method	Acc (%)
ALIGN (Jia et al., 2021)	34.66
CLIP-ViT-L (Radford et al., 2021)	54.10
CLIP-ViT-H (Radford et al., 2021)	57.01
GPT-4 (OpenAI, 2023)	69.25
Human	71.25

5 Experimental Results

5.1 General Insights

In this section, we provide comparison results and discussions on each task.

Object Detection The Object Detection results are presented in Table 2. According to the findings, GRiT outperforms all other baselines across all metrics.

Zero-shot Image Classification The Zero-shot Image Classification results are outlined in Table 2. CLIP outperforms ALIGN, and CLIP with the ViT-H vision encoder shows better performance than CLIP with the ViT-L vision encoder, suggesting that a larger vision encoder can learn more effective visual representations. However, GPT-4 achieved the best performance compared to all the baselines, demonstrating its superior ability to recognize real-world entities.

Image Captioning As shown in Table 3, various models show different performances across evaluation metrics. BLIP surpasses others in ROUGE-1, BLEU, and METEOR, while OFA outperforms BLIP in ROUGE-2, ROUGE-L, SPICE, and BertScore metrics.

Dense Captioning In Table 5, while GRiT outperforms FCLN, it’s noteworthy that the results of both models are relatively low, indicating significant room for improvement in this area.

5.2 Detailed Results for Each Category

The detailed results for each category on each task are listed in Appendix D. An important observation across these results is that the prevalence of a category in our dataset does not directly correlate to performance. For example, cars and birds comprise 2.3% and 12.4% of our dataset, respectively. However, in most results, the metrics for the

Table 4: Averaged Image Captioning results.

Methods	ROUGE-L ↑	BLEU ↑	METEOR ↑	SPICE ↑	BertScore ↑
GRIT (Nguyen et al., 2022)	0.01	0.01	0.20	0.13	77.85
GIT (Wang et al., 2022a)	9.92	0.40	4.37	1.27	81.34
BLIP (Li et al., 2022)	11.67	1.11	7.75	1.74	84.52
OFA (Wang et al., 2022b)	12.02	0.92	6.89	3.27	84.63

Table 5: Averaged Dense Captioning results.

Method	mAP
FCLN (Johnson et al., 2016)	0.02
GRiT _{MAE} (Wu et al., 2022)	2.12
Human	20.12

birds category are often lower than the cars category. We assume this is due to each model being pretrained on different datasets. Overall, by observing the category-wise performances of all models for each task, we can conclude that none of the models can generalize well to the complex scenes and textual descriptions provided in our dataset, highlighting the complexity and challenge of our proposed dataset.

5.3 Human evaluation

To improve the model’s performance assessment, we conducted human experiments for both the Zero-shot Image Classification and Dense Captioning tasks. We engaged three human judges from Amazon Mechanical Turk, including two males and one female. The results for each task were derived by averaging the scores provided by all three human judges and are detailed in Table 3 and Table 5. We can see that GPT-4 has achieved performance levels closely resembling human capabilities in the Zero-shot Image Classification task. However, it’s worth noting that in the Dense Captioning task, both models’ results fall significantly below human performance levels. This indicates a considerable scope for improvement in this specific domain.

6 Conclusion

In this study, we investigated the open-domain recognition capabilities of pretrained multimodal models. To aid this investigation, we introduced Entity6K, a large open-domain dataset designed for real-world entity recognition. With 5,700 diverse real-world entities across 26 distinct categories, this dataset is versatile and applicable to various tasks. We conducted evaluations of model performance across four tasks: image captioning, object detection, zero-shot image classification, and dense captioning. Our goal with these evaluations is to offer a valuable resource for assessing models’ proficiency in recognizing open-domain real-world entities.

Limitations

Although our proposed dataset tackles the shortcomings of current datasets, we foresee that there are still certain limitations that future research can potentially improve.

- The dataset size has the potential to be expanded further. Although we initially compiled a substantial list of entities, our fidelity control process led to the removal of over half of the entity names due to insufficient images. To address this issue, future endeavors could explore additional resources beyond the Flickr database we utilized, with the aim of augmenting the dataset.
- Achieving data balance remains a challenge. Despite our efforts to create a diverse dataset, imbalances between different categories may persist. Future efforts could focus on balancing entities within each category while expanding the dataset. However, it's important to note that certain categories, like species of mammals, may inherently have limited entities, while others, such as celebrity names, could be significantly larger. This inherent nature might lead to persistent imbalances in the enlarged dataset.
- Insufficient baseline options, particularly in the context of dense captioning, pose a challenge. Currently, only two baselines with publicly available weights can be incorporated into this benchmark. It is anticipated that future research endeavors could expand the available baseline options as new work emerges, providing a more comprehensive selection for evaluation.

Data availability statement

In this paper, we introduced Entity6K, a large open-domain evaluation dataset for real-world entity recognition. Entity6K contains 5,700 real-world entities with 26 main categories, where each entity is associated with five human-verified images and human annotations/captions. Our dataset will be made publicly available soon.

References

Harsh Agrawal, Karan Desai, Yufei Wang, Xinlei Chen, Rishabh Jain, Mark Johnson, Dhruv Batra, Devi

Parikh, Stefan Lee, and Peter Anderson. 2019. [no-caps: novel object captioning at scale](#). *International Conference on Computer Vision*, pages 8947–8956.

Satanjeev Banerjee and Alon Lavie. 2005. Meteor: An automatic metric for mt evaluation with improved correlation with human judgments. In *IEE Evaluation@ACL*.

Andrei Barbu, David Mayo, Julian Alverio, William Luo, Christopher Wang, Dan Gutfreund, Joshua B. Tenenbaum, and Boris Katz. 2019. [Objectnet: A large-scale bias-controlled dataset for pushing the limits of object recognition models](#). In *Neural Information Processing Systems*.

Yang Chen, Hexiang Hu, Yi Luan, Haitian Sun, Soravit Changpinyo, Alan Ritter, and Ming-Wei Chang. 2023. Can pre-trained vision and language models answer visual information-seeking questions? In *EMNLP*.

Zhe Chen, Yuchen Duan, Wenhai Wang, Junjun He, Tong Lu, Jifeng Dai, and Yu Qiao. 2022. Vision transformer adapter for dense predictions. *arXiv preprint arXiv:2205.08534*.

Chelsea Finn, P. Abbeel, and Sergey Levine. 2017. Model-agnostic meta-learning for fast adaptation of deep networks. *ArXiv*, abs/1703.03400.

Hexiang Hu, Yi Luan, Yang Chen, Urvashi Khandelwal, Mandar Joshi, Kenton Lee, Kristina Toutanova, and Ming-Wei Chang. 2023. Open-domain visual entity recognition: Towards recognizing millions of wikipedia entities. *ArXiv*, abs/2302.11154.

Chao Jia, Yinfei Yang, Ye Xia, Yi-Ting Chen, Zarana Parekh, Hieu Pham, Quoc V. Le, Yun-Hsuan Sung, Zhen Li, and Tom Duerig. 2021. [Scaling up visual and vision-language representation learning with noisy text supervision](#). In *International Conference on Machine Learning*.

Justin Johnson, Andrej Karpathy, and Li Fei-Fei. 2015. [Densecap: Fully convolutional localization networks for dense captioning](#). *2016 IEEE Conference on Computer Vision and Pattern Recognition (CVPR)*, pages 4565–4574.

Justin Johnson, Andrej Karpathy, and Li Fei-Fei. 2016. Densecap: Fully convolutional localization networks for dense captioning. In *Proceedings of the IEEE Conference on Computer Vision and Pattern Recognition*.

Alexander Kirillov, Eric Mintun, Nikhila Ravi, Hanzi Mao, Chloe Rolland, Laura Gustafson, Tete Xiao, Spencer Whitehead, Alexander C. Berg, Wan-Yen Lo, Piotr Dollár, and Ross B. Girshick. 2023. Segment anything. *ArXiv*, abs/2304.02643.

Weicheng Kuo, Yin Cui, Xiuye Gu, A. J. Piergiovanni, and Anelia Angelova. 2022. F-vm: Open-vocabulary object detection upon frozen vision and language models. *ArXiv*, abs/2209.15639.

- Alina Kuznetsova et al. 2018. The open images dataset v4. *International Journal of Computer Vision*, 128:1956–1981.
- Christoph H. Lampert, Hannes Nickisch, and Stefan Harmeling. 2014. Attribute-based classification for zero-shot visual object categorization. *IEEE Transactions on Pattern Analysis and Machine Intelligence*, 36:453–465.
- Junnan Li, Dongxu Li, Caiming Xiong, and Steven C. H. Hoi. 2022. Blip: Bootstrapping language-image pre-training for unified vision-language understanding and generation. In *International Conference on Machine Learning*.
- Liunian Harold Li, Pengchuan Zhang, Haotian Zhang, Jianwei Yang, Chunyuan Li, Yiwu Zhong, Lijuan Wang, Lu Yuan, Lei Zhang, Jenq-Neng Hwang, Kai-Wei Chang, and Jianfeng Gao. 2021. Grounded language-image pre-training. *2022 IEEE/CVF Conference on Computer Vision and Pattern Recognition (CVPR)*, pages 10955–10965.
- Chin-Yew Lin. 2004. Rouge: A package for automatic evaluation of summaries. In *ACL 2004*.
- Tsung-Yi Lin, Michael Maire, Serge J. Belongie, James Hays, Pietro Perona, Deva Ramanan, Piotr Dollár, and C. Lawrence Zitnick. 2014. Microsoft coco: Common objects in context. In *ECCV*.
- Ziwei Liu, Zhongqi Miao, Xiaohang Zhan, Jiayun Wang, Boqing Gong, and Stella X. Yu. 2019. Large-scale long-tailed recognition in an open world. *2019 IEEE/CVF Conference on Computer Vision and Pattern Recognition (CVPR)*, pages 2532–2541.
- Van-Quang Nguyen, Masanori Suganuma, and Takayuki Okatani. 2022. Grit: Faster and better image captioning transformer using dual visual features. *ArXiv*, abs/2207.09666.
- OpenAI. 2023. [Gpt-4 technical report](#). *ArXiv*, abs/2303.08774.
- Vicente Ordonez, Girish Kulkarni, and Tamara Berg. 2011. Im2text: Describing images using 1 million captioned photographs. In *Advances in Neural Information Processing Systems*, volume 24. Curran Associates, Inc.
- Kishore Papineni, Salim Roukos, Todd Ward, and Wei-Jing Zhu. 2002. Bleu: a method for automatic evaluation of machine translation. In *ACL*.
- Zhiliang Peng, Li Dong, Hangbo Bao, Qixiang Ye, and Furu Wei. 2022. [Beit v2: Masked image modeling with vector-quantized visual tokenizers](#). *ArXiv*, abs/2208.06366.
- Jielin Qiu, Andrea Madotto, Zhaojiang Lin, Paul A Crook, Yifan Ethan Xu, Xin Luna Dong, Christos Faloutsos, Lei Li, Babak Damavandi, and Seungwhan Moon. 2024. Snapntell: Enhancing entity-centric visual question answering with retrieval augmented multimodal llm. *arXiv preprint arXiv:2403.04735*.
- Alec Radford, Jong Wook Kim, Chris Hallacy, Aditya Ramesh, Gabriel Goh, Sandhini Agarwal, Girish Sastry, Amanda Askell, Pamela Mishkin, Jack Clark, Gretchen Krueger, and Ilya Sutskever. 2021. [Learning transferable visual models from natural language supervision](#). In *International Conference on Machine Learning*.
- Joseph Redmon, Santosh Kumar Divvala, Ross B. Girshick, and Ali Farhadi. 2015. You only look once: Unified, real-time object detection. *2016 IEEE Conference on Computer Vision and Pattern Recognition (CVPR)*, pages 779–788.
- Shaoqing Ren, Kaiming He, Ross B. Girshick, and Jian Sun. 2015. Faster r-cnn: Towards real-time object detection with region proposal networks. *IEEE Transactions on Pattern Analysis and Machine Intelligence*, 39:1137–1149.
- Olga Russakovsky, Jia Deng, Hao Su, Jonathan Krause, Sanjeev Satheesh, Sean Ma, Zhiheng Huang, Andrej Karpathy, Aditya Khosla, Michael S. Bernstein, Alexander C. Berg, and Li Fei-Fei. 2014. [Imagenet large scale visual recognition challenge](#). *International Journal of Computer Vision*, 115:211 – 252.
- Andrei A. Rusu, Dushyant Rao, Jakub Sygnowski, Oriol Vinyals, Razvan Pascanu, Simon Osindero, and Raia Hadsell. 2018. Meta-learning with latent embedding optimization. *ArXiv*, abs/1807.05960.
- Shuai Shao, Zeming Li, Tianyuan Zhang, Chao Peng, Gang Yu, Xiangyu Zhang, Jing Li, and Jian Sun. 2019. [Objects365: A large-scale, high-quality dataset for object detection](#). *2019 IEEE/CVF International Conference on Computer Vision (ICCV)*, pages 8429–8438.
- Piyush Sharma, Nan Ding, Sebastian Goodman, and Radu Soricut. Conceptual captions: A cleaned, hypernymed, image alt-text dataset for automatic image captioning. In *Proceedings of the 56th Annual Meeting of the Association for Computational Linguistics*, pages 2556–2565.
- Jake Snell, Kevin Swersky, and Richard S. Zemel. 2017. Prototypical networks for few-shot learning. In *NIPS*.
- Mingxing Tan and Quoc V. Le. 2019. [Efficientnet: Rethinking model scaling for convolutional neural networks](#). *ArXiv*, abs/1905.11946.
- Oriol Vinyals, Charles Blundell, Timothy P. Lillcrap, Koray Kavukcuoglu, and Daan Wierstra. 2016. Matching networks for one shot learning. *ArXiv*, abs/1606.04080.
- Jianfeng Wang, Zhengyuan Yang, Xiaowei Hu, Linjie Li, Kevin Lin, Zhe Gan, Zicheng Liu, Ce Liu, and Lijuan Wang. 2022a. Git: A generative image-to-text transformer for vision and language. *ArXiv*, abs/2205.14100.

- Peng Wang et al. 2022b. Unifying architectures, tasks, and modalities through a simple sequence-to-sequence learning framework. In *International Conference on Machine Learning*.
- Jialian Wu, Jianfeng Wang, Zhengyuan Yang, Zhe Gan, Zicheng Liu, Junsong Yuan, and Lijuan Wang. 2022. [Grit: A generative region-to-text transformer for object understanding](#). *ArXiv*, abs/2212.00280.
- Jianxiong Xiao et al. 2010. [Sun database: Large-scale scene recognition from abbey to zoo](#). *2010 IEEE Computer Society Conference on Computer Vision and Pattern Recognition*, pages 3485–3492.
- Han-Jia Ye, Hexiang Hu, De chuan Zhan, and Fei Sha. 2018. Few-shot learning via embedding adaptation with set-to-set functions. *2020 IEEE/CVF Conference on Computer Vision and Pattern Recognition (CVPR)*, pages 8805–8814.
- Hao Zhang, Feng Li, Shilong Liu, Lei Zhang, Hang Su, Jun Zhu, Lionel M. Ni, and Heung-Yeung Shum. 2022a. [Dino: Detr with improved denoising anchor boxes for end-to-end object detection](#).
- Haotian Zhang, Pengchuan Zhang, Xiaowei Hu, Yen-Chun Chen, Liunian Harold Li, Xiyang Dai, Lijuan Wang, Lu Yuan, Jenq-Neng Hwang, and Jianfeng Gao. 2022b. [Glipv2: Unifying localization and vision-language understanding](#). *ArXiv*, abs/2206.05836.
- Tianyi Zhang, Varsha Kishore, Felix Wu, Kilian Q. Weinberger, and Yoav Artzi. 2020. [Bertscore: Evaluating text generation with bert](#). *ArXiv*, abs/1904.09675.

A More Details about Baselines

A.0.1 Object Detection

GLIP For GLIP (Li et al., 2021), we use the GLIP-T model that uses the Tiny Swin-Tiny backbone and pretrained on Object365 (Shao et al., 2019), GoldG (Li et al., 2021), Cap4M (Li et al., 2021), SBU (Ordonez et al., 2011), and Conceptual Captions (Sharma et al.). The backbone for the text encoder is the base BERT model.

GRiT For GRiT (Wu et al., 2022), we use the base GRiT model pretrained with the 12-layer ViT initialized from the masked autoencoder (MAE), which was trained on ImageNet-1K. The text decoder is a 6-layer transformer. The provided checkpoint is also pretrained jointly on object detection and dense captioning.

DINO For DINO (Zhang et al., 2022a), we use the 24 epoch setting, DINO-4scale pretrained checkpoint. This pretrained model uses the ResNet50 as the backbone, where a 6-layer encoder and 6-layer decoder are used for the transformer network (Zhang et al., 2022a). The hidden dimension size is 256.

ViT-Adapter For ViT-Adapter (Chen et al., 2022), we use the large model. The ViT has 24 layers with 16 heads and 303.3 million parameters. The adapter has 16 heads as well and 23.7 million parameters. The backbone used in this pretrained model is the BEiT_{v2} model (Peng et al., 2022).

A.0.2 Zero-shot Image Classification

CLIP-ViT-L The CLIP (Radford et al., 2021) model we utilize uses the large ViT transformer architecture as the image encoder and a masked self-attention transformer as the text encoder. We used clip-vit-large-patch14 in this setting.

CLIP-ViT-H This CLIP (Radford et al., 2021) rendition uses the huge ViT as the backbone and was trained on the English subset of LAION-5B. We used CLIP-ViT-H-14-laion2B-s32B-b79K in this setting.

ALIGN The ALIGN model (Jia et al., 2021) uses the EfficientNet (Tan and Le, 2019) as the vision encoder and the BERT model as the text encoder. We used ALIGN-base in this setting.

GPT4 GPT-4 (OpenAI, 2023) is a large multi-modal model capable of processing image and text inputs and producing text outputs.

A.0.3 Image Captioning

BLIP For BLIP (Li et al., 2022), we use the “blip-image-captioning-large” pretrained checkpoint, where ViT-Large is used as the vision transformer and the Bert-base model for the text transformer (Li et al., 2022). We use the phrase “a picture of” as the prompt for the model, as seen in (Li et al., 2022).

OFA For OFA (Wang et al., 2022b), we use the “OFA-base” pretrained checkpoint, where ResNet101 is used as the backbone (Wang et al., 2022b). This model has 180 million parameters, a hidden size of 768, and an intermediate size of 3072. There are 12 heads, six encoder layers, and six decoder layers.

GIT For GIT (Wang et al., 2022a), we use the “git-base-coco” pretrained checkpoint, which contains six layers for the transformer decoder with 12 attention heads. The hidden size is 768, and the model has 347 million parameters.

GRIT For GRIT (Nguyen et al., 2022), we use the checkpoint pretrained on four object detection datasets (i.e., COCO, Visual Genome, Open Images, and Object365) (Nguyen et al., 2022). The hidden size is set to 512, and the number of heads to 8. The model has six layers for the object detector, three layers for the grid feature network, and three layers for the caption generator (Nguyen et al., 2022).

A.0.4 Dense Captioning

FCLN (Johnson et al., 2015) FCLN uses a 13-layer VGG-16 architecture as the backbone and an RNN language model as the text decoder (Johnson et al., 2015). The token and hidden layer size are 512.

GRiT-MAE (Wu et al., 2022) Similar to object detection, we use the base GRiT model pretrained with the 12-layer ViT initialized from the masked autoencoder (MAE). The text decoder is also a 6-layer transformer. Since the provided checkpoint is jointly pretrained on object detection and dense captioning, we use the same checkpoint for the two tasks.

B More Details about the Entity6K Dataset

B.1 Data Acquisition

Entity List Our initial step in addressing our problem involves the compilation of a diverse ar-

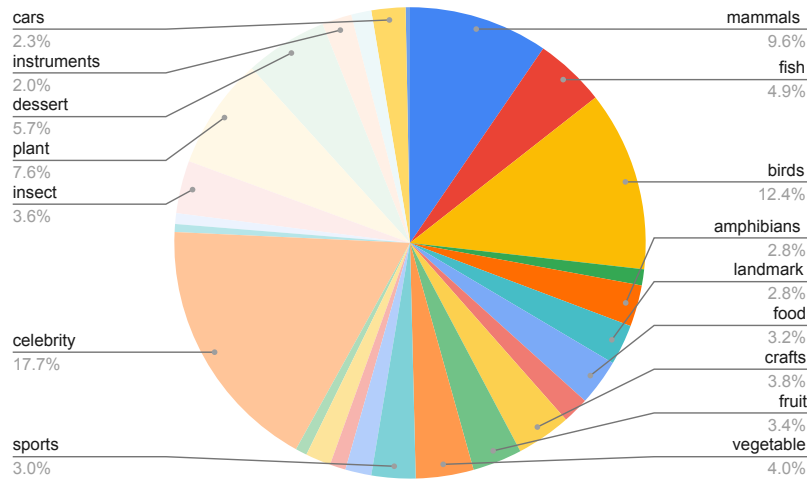


Figure 3: Statistics of the entities in each category.

ray of entity names, encompassing a wide range of real-world entities, including businesses, products, and individuals. To accomplish this task, we’ve categorized our selection into 26 distinct categories. Within each of these categories, we employed Wikipedia as a valuable resource to identify specific entity names. Our primary objective is to evaluate the system’s capacity to accurately recognize precise entities, so we prioritize names that exhibit a high level of specificity. For instance, we favor names like “German Shepherd” or “Alaskan Malamute” over more general terms such as “Dog.” This unique approach differentiates our dataset from existing ones.

Data Collection and Licenses After compiling a thorough and varied list of unique entities, ensuring there are no repetitions, the next step involves acquiring images. We accomplish this by utilizing the entity names as search queries on Flickr³. It’s important to note that these images have been generously shared on Flickr by their respective creators under licenses that include Creative Commons BY 2.0, Creative Commons BY-NC 2.0, Public Domain Mark, or Public Domain CC 1.0. These licenses all grant permission for unrestricted usage, redistribution, and modification, specifically for non-commercial purposes.

Fidelity Control The dataset comprises 28,500 high-quality images with significant diversity, all sourced from Flickr, thereby inheriting the biases in that database. Initially, we compiled 12,003 entity names across 26 categories. For each entity, we collected ten images from Flickr with approved

licenses, saving the relevant metadata in a JSON file, including original image URLs, authors, and licenses. Subsequently, Amazon Mechanical Turk⁴ was employed to assess image quality through two key steps: (1) Three human judges verified if the saved image accurately corresponded to the entity; any mismatches led to image deletion. (2) Following this verification, entities lacking five saved images were removed from our list. For entities with more than five images, five were randomly sampled, forming our final dataset. After these fidelity control measures, we retained 5,700 entities, resulting in a retention rate of approximately 47.5%. The detailed numbers of entities of each category before and after the fidelity control step are shown in Table 6.

B.2 Human Annotation


The dataset labeling process comprises two distinct stages with Amazon Mechanical Turk:

Bounding Box Annotation In the initial phase, a single annotator is assigned the task of outlining bounding boxes for each image. The annotator is provided with the corresponding entity name for the image and is responsible for marking the relevant region within that image. The goal is to establish a single bounding box for each image.

Textual Description Annotation Following the completion of the initial bounding box marking phase by the first annotator, the second step involves five different annotators independently creating textual descriptions for each image. These annotators are given the entity name associated

³<https://www.flickr.com/photos/tags/dataset/>

⁴<https://www.mturk.com/>



There is a **Hammered Dulcimer** on the sidewalk, where there is a tree behind it and a car parking nearby.



This is a picture of **Ornithogalum** with white and yellow flowers.



A **Sable Black German Shepherd** is standing on the lake shore, wearing a leash and a small red flower bow tie.

Figure 4: Examples of the collected data in the Entity6K dataset, where each image is associated with the entity region (bounding box) and the textual descriptions, centering on the specific entity.

with each image to assist them in crafting their text captions. It’s crucial to emphasize that all annotators are expected to provide comprehensive and detailed textual descriptions, encompassing as much relevant information as possible. For example, annotators are encouraged to write descriptions such as “A cheerful boy, wearing a white helmet, is riding a vibrant green bicycle, while nearby, a young girl in a pink helmet is seated on a serene blue bicycle, sipping refreshing water” rather than simply stating “Two people riding bikes.”

B.3 Statistics of the Dataset

In Figure 3, we can observe the statistics of the gathered Entity6K dataset. Furthermore, Table 1 presents a comparison with existing datasets. As depicted in Table 1, our dataset contains an order of magnitude more entities than the existing datasets. Additionally, the entities are categorized and come with verified human annotations, rendering the proposed dataset a valuable resource for real-world entity recognition evaluations.

C More Related Work

Open-domain Entity Recognition from images refers to the task of automatically identifying and extracting entities (objects, people, locations, etc.) from images without relying on any specific domain or prior knowledge. There are few works in the open-domain entity recognition area. [Hu et al. \(2023\)](#) presented the task of open-domain visual entity recognition, where a model needs to link an image to a Wikipedia entity with respect to a text query. However, their work needs a text query to retrieve the entity name in the Wikipedia entity name list. [Chen et al. \(2023\)](#) introduced INFOSEEK, a dataset for Visual Question Answering focused on informational queries. [Qiu et al. \(2024\)](#) proposed a new task for entity-centric visual question an-

Table 6: More details for fidelity control, where “Initial Entities” and “Final Entities” mean the number of entities before/after the fidelity control step, respectively.

Main category	Initial Entities	Final Entities
mammals	778	545
fish	1089	277
birds	739	705
reptiles	141	63
amphibians	211	162
landmark	500	158
food	483	181
electronics	432	103
crafts	490	214
fruit	361	194
vegetable	389	226
sports	694	172
household	120	102
games	198	62
toys	231	99
currency	157	45
celebrity	1515	1009
drink	300	31
healthcare	100	42
insect	369	206
plant	606	436
dessert	400	323
instruments	477	116
rock	217	79
cars	588	133
beauty	418	17
Summary	12,003	5,700

swering to evaluate models’ ability to understand identified entities.

Image Classification aims at recognizing the class of the given image from a pre-defined class list. Recently, the zero-shot (ZS) setting has also been studied, where the classes are unseen in the training data (Lampert et al., 2014; Liu et al., 2019; Vinyals et al., 2016). However, zero-shot seems to be a too complicated problem, and the few-shot setting has been considered, such as meta classifiers (Snell et al., 2017; Finn et al., 2017; Rusu et al., 2018; Ye et al., 2018).

Object Detection algorithms, such as Faster R-CNN (Ren et al., 2015) or YOLO (Redmon et al., 2015), can be used to identify and localize objects within an image. These algorithms typically output bounding boxes around detected objects along with their corresponding class labels. Kuo et al. (2022) proposed F-VLM, an open-vocabulary object detection method built upon Frozen Vision and Language Models. Li et al. (2021) proposed a grounded language-image pretraining (GLIP) model for learning object-level, language-aware, and semantic-rich visual representations, which unified object detection and phrase grounding for pre-training. Zhang et al. (2022b) unified localization pre-training and Vision-Language Pre-training, which can be used for object detection and instance segmentation.

Image Segmentation techniques can be employed to partition an image into different regions or segments corresponding to different entities. This approach can provide more fine-grained entity recognition by precisely delineating the boundaries of objects in an image. Kirillov et al. (2023) lifted image segmentation into the era of foundation models. The model is designed and trained to be promptable, so it can transfer zero-shot to new image distributions and tasks.

D Detailed Results for Each Category

We also provided the detailed results for each category on each task. Tables 9,10,11,12 show detailed image captioning results by OFA, BLIP, GRiT, and GIT, respectively. Tables 13,14,15,16 show detailed object detection results for GLIP, GRiT, DINO, and ViT-Adapter, respectively. Table 7 shows the detailed Zero-shot Image Classification results, and Table 8 shows the detailed Dense Captioning across 26 categories.

Table 7: Comparison of accuracies for Zero-shot Image Classification across 26 categories. CLIP-ViT-L: CLIP-ViT-Large-patch14, CLIP-ViT-H: CLIP-ViT-H-14-laion2B-s32B-b79K.

Category	CLIP-ViT-L	CLIP-ViT-H	ALIGN
crafts	43.74	49.76	41.30
mammals	56.01	58.62	35.64
food	71.54	75.00	62.39
plant	50.51	52.16	22.87
birds	52.55	72.03	23.84
fish	31.07	37.50	16.55
sports	69.01	71.23	60.00
dessert	45.98	50.90	39.75
celebrity	80.86	71.92	38.32
amphibians	20.13	22.66	10.00
vegetable	42.21	43.63	31.08
insect	37.47	36.27	24.43
healthcare	49.76	54.63	56.10
games	58.00	62.00	40.67
cars	42.42	56.97	23.03
fruit	36.68	39.38	20.41
electronics	62.63	73.51	65.71
toys	35.32	40.76	38.68
rock	26.58	24.81	18.23
household	61.18	69.61	57.65
instruments	41.94	42.72	24.27
landmark	92.23	93.76	81.40
reptiles	41.90	42.22	23.17
drink	54.67	48.67	25.33
currency	65.78	62.22	36.44
beauty	81.18	92.94	89.41

Table 8: Comparison of mAP scores for Dense Captioning across 26 categories.

Category	FCLN	GRiT_MAE
crafts	0.05	1.04
mammals	0.04	1.52
food	0.05	1.28
plant	0.02	3.04
birds	0.00	3.08
fish	0.01	1.76
sports	0.05	0.48
dessert	0.04	0.40
celebrity	0.01	2.64
amphibians	0.02	0.88
vegetable	0.00	3.00
insect	0.01	2.88
healthcare	0.02	1.92
games	0.04	0.64
cars	0.06	0.16
fruit	0.00	2.96
electronics	0.06	0.00
toys	0.03	1.50
rock	0.01	2.72
household	0.06	1.20
instruments	0.05	0.88
landmark	0.00	2.08
reptiles	0.06	0.32
drink	0.02	3.00
currency	0.00	2.80
beauty	0.04	1.52

Table 9: Comparison of Image Captioning results for each category for OFA.

Category	ROUGE-1 ↑	ROUGE-2 ↑	ROUGE-L ↑	BLEU ↑	METEOR ↑	SPICE ↑	BertScore ↑
crafts	12.14	1.12	10.79	0.91	6.16	1.34	84.61
mammals	9.93	1.18	9.07	0.44	4.79	1.34	83.94
food	20.20	3.72	17.34	2.02	11.05	6.06	85.52
plant	12.78	1.48	11.04	0.91	6.85	5.05	84.47
birds	11.98	2.43	10.87	0.47	5.23	1.82	84.04
fish	11.54	1.75	10.61	0.85	5.94	1.19	84.66
sports	16.74	3.04	14.29	0.80	7.93	5.42	85.68
dessert	20.21	3.64	17.34	1.58	10.64	7.40	85.91
celebrity	11.10	1.10	9.72	0.76	5.20	1.33	84.10
amphibians	12.71	2.44	11.55	0.99	7.46	3.00	85.35
vegetable	13.15	1.69	11.76	1.16	6.76	3.32	85.12
insect	14.96	2.78	13.64	0.81	8.01	3.24	85.39
healthcare	11.85	0.94	10.50	0.98	5.68	1.05	85.13
games	17.31	2.22	14.63	0.96	7.85	6.42	85.35
cars	15.38	5.37	13.58	0.76	6.95	4.56	84.93
fruit	17.06	3.14	15.13	1.52	9.18	4.91	85.40
electronics	16.30	2.44	14.28	1.35	8.67	5.82	86.14
toys	17.32	3.37	14.62	1.56	9.43	6.18	85.67
rock	14.64	1.65	12.93	1.23	7.97	2.17	85.19
household	21.86	4.32	19.48	2.38	12.37	9.08	86.85
instruments	14.13	1.83	12.24	1.24	7.64	3.23	84.76
landmark	12.96	1.74	11.05	0.73	7.87	6.64	83.86
reptiles	11.63	2.14	10.67	0.65	5.96	1.03	84.43
drink	17.72	1.95	15.29	1.14	8.55	4.50	84.98
currency	18.47	3.71	15.65	1.44	8.05	4.37	84.34
beauty	14.04	2.26	12.66	1.11	7.72	1.88	84.89

Table 10: Comparison of Image Captioning results for each category for BLIP.

Category	ROUGE-1 ↑	ROUGE-2 ↑	ROUGE-L ↑	BLEU ↑	METEOR ↑	SPICE ↑	BertScore ↑
crafts	15.67	1.20	12.98	1.34	9.40	3.79	85.46
mammals	10.58	0.23	9.28	0.76	5.44	0.60	84.62
food	15.64	0.19	12.58	1.37	8.49	1.64	83.95
plant	9.06	0.20	8.33	0.93	4.52	0.49	83.24
birds	11.84	0.33	10.50	0.98	7.11	0.31	84.10
fish	14.07	0.16	12.62	1.15	7.60	0.96	84.53
sports	18.91	1.53	14.67	0.97	10.27	5.42	86.30
dessert	14.40	0.27	11.87	1.08	7.84	1.51	84.17
celebrity	18.68	1.99	14.90	1.36	10.41	3.60	84.95
amphibians	10.95	0.39	10.13	1.16	7.67	0.67	85.09
vegetable	11.06	0.23	9.71	1.09	5.98	0.31	84.69
insect	10.91	0.61	9.98	1.00	6.47	0.37	84.34
healthcare	14.54	0.48	12.01	1.22	7.27	3.41	85.56
games	13.11	0.36	10.80	0.91	6.16	5.93	85.47
cars	14.16	1.49	10.51	0.74	7.48	0.75	84.13
fruit	11.99	0.59	10.60	1.24	6.97	0.42	84.32
electronics	13.18	0.38	11.61	1.22	7.97	0.93	85.34
toys	14.73	1.21	12.47	1.27	8.83	2.18	85.47
rock	13.16	0.11	11.48	1.20	6.75	3.44	84.44
household	13.70	0.67	11.66	1.46	8.36	1.12	85.47
instruments	16.10	1.77	13.25	1.57	10.47	3.22	85.32
landmark	13.92	0.79	11.52	0.95	6.20	1.21	84.36
reptiles	10.33	0.40	9.27	0.99	6.97	0.63	84.52
drink	17.81	0.14	13.19	1.13	9.24	2.07	84.81
currency	18.27	4.61	15.38	1.91	10.36	4.65	84.84
beauty	13.46	0.89	10.55	1.14	8.48	1.12	84.71

Table 11: Comparison of Image Captioning results for each category for GRiT.

Category	ROUGE-1 ↑	ROUGE-2 ↑	ROUGE-L ↑	BLEU ↑	METEOR ↑	SPICE ↑	BertScore ↑
crafts	0.24	0.00	0.24	0.03	0.28	0.14	78.44
mammals	0.05	0.00	0.05	0.00	0.19	0.11	77.77
food	0.26	0.00	0.26	0.03	0.25	0.05	77.80
plant	0.16	0.00	0.16	0.02	0.30	0.23	77.50
birds	0.12	0.00	0.12	0.01	0.15	0.11	77.52
fish	0.05	0.00	0.05	0.01	0.14	0.06	78.07
sports	0.20	0.00	0.20	0.02	0.32	0.17	78.14
dessert	0.19	0.00	0.19	0.02	0.19	0.12	78.01
celebrity	0.08	0.00	0.08	0.01	0.17	0.13	77.66
amphibians	0.04	0.00	0.04	0.01	0.13	0.07	78.45
vegetable	0.29	0.00	0.29	0.03	0.31	0.13	78.38
insect	0.06	0.00	0.05	0.01	0.14	0.08	77.84
healthcare	0.16	0.00	0.16	0.02	0.24	0.12	78.52
games	0.16	0.00	0.16	0.02	0.37	0.17	78.50
cars	0.09	0.00	0.09	0.01	0.16	0.04	77.40
fruit	0.18	0.00	0.18	0.02	0.23	0.14	77.98
electronics	0.09	0.00	0.09	0.01	0.21	0.12	78.60
toys	0.15	0.00	0.15	0.02	0.28	0.22	78.24
rock	0.05	0.00	0.05	0.01	0.19	0.10	78.14
household	0.20	0.00	0.20	0.02	0.21	0.21	78.69
instruments	0.03	0.00	0.03	0.00	0.13	0.08	78.28
landmark	0.09	0.00	0.09	0.01	0.12	0.17	78.05
reptiles	0.00	0.00	0.00	0.00	0.10	0.11	77.88
drink	0.15	0.00	0.15	0.02	0.28	0.04	78.33
currency	0.27	0.00	0.27	0.03	0.34	0.35	77.60
beauty	0.16	0.00	0.16	0.02	0.18	0.34	78.20

Table 12: Comparison of Image Captioning results for each category for GIT.

Category	ROUGE-1 ↑	ROUGE-2 ↑	ROUGE-L ↑	BLEU ↑	METEOR ↑	SPICE ↑	BertScore ↑
crafts	12.89	1.29	11.34	0.59	5.01	2.15	82.43
mammals	9.51	0.84	8.10	0.17	3.91	1.95	80.68
food	13.79	0.59	12.19	0.81	5.33	2.16	80.87
plant	8.21	0.34	7.19	0.41	3.30	0.56	80.42
birds	12.70	1.16	11.19	0.30	4.59	0.75	80.76
fish	12.17	0.75	10.97	0.50	4.83	0.49	81.41
sports	9.87	0.82	8.77	0.13	3.16	1.06	81.58
dessert	11.41	0.50	10.32	0.39	4.11	1.56	81.17
celebrity	11.73	1.92	10.18	0.34	4.18	0.55	81.39
amphibians	10.17	0.32	8.30	0.49	5.44	2.57	81.49
vegetable	10.40	0.52	8.69	0.51	4.39	1.68	81.76
insect	12.07	1.08	10.19	0.37	4.87	0.58	81.27
healthcare	9.37	0.82	8.34	0.32	3.70	2.41	82.05
games	10.20	0.64	8.92	0.24	3.44	0.43	80.24
cars	11.42	2.30	10.23	0.09	4.04	0.60	80.92
fruit	11.96	0.93	10.76	0.67	5.03	0.98	81.57
electronics	12.79	1.80	10.97	0.68	5.12	0.69	82.84
toys	11.23	1.20	9.83	0.39	4.23	1.31	82.37
rock	12.93	0.64	11.28	0.61	5.04	4.44	82.41
household	12.23	0.98	10.66	0.77	4.94	1.26	82.99
instruments	11.98	1.35	10.65	0.53	4.67	0.62	82.11
landmark	9.92	0.59	8.70	0.23	3.28	0.70	81.20
reptiles	11.49	0.56	8.61	0.32	5.31	2.06	80.87
drink	12.27	0.25	10.41	0.32	4.14	1.79	81.28
currency	14.77	3.41	13.52	0.40	5.20	0.36	81.78
beauty	12.67	1.56	10.70	0.47	5.02	0.97	82.39

Table 13: Comparison of Object Detection results for each category for GLIP.

Category	AP	AP50	AP75
crafts	16.59	7.54	0.01
mammals	9.61	1.69	0.05
food	0.00	13.16	0.04
plant	10.19	4.82	0.08
birds	1.25	0.00	0.05
fish	4.96	13.92	0.00
sports	18.85	14.61	0.07
dessert	0.00	20.39	0.06
celebrity	3.30	11.43	0.03
amphibians	11.62	29.76	0.03
vegetable	17.19	25.86	0.00
insect	0.00	21.98	0.08
healthcare	0.00	30.20	0.05
games	19.78	0.00	0.05
cars	10.87	5.15	0.00
fruit	9.25	4.44	0.01
electronics	19.65	32.99	0.04
toys	10.44	0.00	0.00
rock	5.41	19.56	0.06
household	0.00	11.46	0.09
instruments	18.43	0.00	0.05
landmark	1.75	14.77	0.08
reptiles	5.91	0.00	0.07
drink	17.51	8.95	0.00
currency	15.93	9.82	0.00
beauty	2.92	23.55	0.06

Table 15: Comparison of Object Detection results for each category for DINO.

Category	AP	AP50	AP75
crafts	14.62	28.81	0.00
mammals	8.45	34.14	4.39
food	20.40	30.05	1.37
plant	0.00	21.92	3.39
birds	0.00	0.00	4.87
fish	9.51	29.97	5.22
sports	9.11	0.00	0.00
dessert	15.18	12.08	0.13
celebrity	24.92	19.48	1.39
amphibians	20.22	21.81	0.58
vegetable	4.74	18.28	0.92
insect	9.40	0.00	1.79
healthcare	0.00	4.53	0.00
games	0.00	7.49	5.89
cars	8.43	17.09	4.87
fruit	4.93	34.45	0.70
electronics	13.55	10.73	3.16
toys	0.00	0.00	1.62
rock	13.08	9.52	1.74
household	18.71	5.45	5.81
instruments	22.93	11.39	3.64
landmark	21.01	0.00	0.00
reptiles	10.19	4.41	3.32
drink	19.40	14.74	4.17
currency	10.20	20.11	2.65
beauty	2.33	18.46	0.00

Table 14: Comparison of Object Detection results for each category for GRiT.

Category	AP	AP50	AP75
crafts	7.85	16.18	3.01
mammals	5.93	13.90	1.43
food	13.96	25.67	6.25
plant	14.50	27.46	5.51
birds	2.75	6.92	0.66
fish	5.12	10.26	1.81
sports	20.69	33.80	10.76
dessert	36.19	49.91	23.93
celebrity	4.50	9.92	1.40
amphibians	5.13	11.27	0.51
vegetable	16.42	29.30	7.03
insect	5.16	12.12	1.19
healthcare	4.55	9.27	0.00
games	50.74	63.67	37.67
cars	16.95	31.36	6.06
fruit	25.77	37.41	16.99
electronics	29.95	43.74	17.66
toys	51.89	62.86	38.16
rock	20.27	32.41	9.62
household	50.55	65.88	35.29
instruments	41.67	55.34	29.51
landmark	44.16	58.09	29.94
reptiles	4.04	7.94	1.27
drink	4.40	11.33	2.00
currency	50.96	60.89	40.44
beauty	9.11	15.29	4.71

Table 16: Comparison of Object Detection results for each category for ViT-Adapter.

Category	AP	AP50	AP75
crafts	5.56	9.59	1.53
mammals	4.13	7.59	0.68
food	9.56	15.35	3.77
plant	9.58	16.22	2.94
birds	4.00	7.55	0.45
fish	5.24	9.66	0.82
sports	9.97	15.12	4.83
dessert	31.36	40.55	22.17
celebrity	2.03	3.58	0.48
amphibians	5.77	10.35	1.19
vegetable	10.52	17.40	3.65
insect	5.74	10.64	0.83
healthcare	4.37	6.73	2.01
games	27.11	32.62	21.60
cars	12.36	19.24	5.48
fruit	21.57	30.79	12.35
electronics	29.44	38.82	20.06
toys	32.90	41.50	24.30
rock	15.33	23.62	7.05
household	36.25	44.57	27.92
instruments	31.29	39.60	22.97
landmark	4.78	6.92	2.64
reptiles	2.63	4.76	0.49
drink	4.85	8.51	1.18
currency	41.35	46.53	36.17
beauty	3.95	6.02	1.87