
Certified Robustness via Dynamic Margin Maximization and Improved Lipschitz Regularization

Mahyar Fazlyab*, Taha Entesari*, Aniket Roy, Rama Chellappa
Department of Electrical and Computer Engineering
Johns Hopkins University
{mahyarfazlyab, tentesa1, aroy28, rchella4}@jhu.edu

Abstract

To improve the robustness of deep classifiers against adversarial perturbations, many approaches have been proposed, such as designing new architectures with better robustness properties (e.g., Lipschitz-capped networks), or modifying the training process itself (e.g., min-max optimization, constrained learning, or regularization). These approaches, however, might not be effective at increasing the margin in the input (feature) space. In this paper, we propose a differentiable regularizer that is a lower bound on the distance of the data points to the classification boundary. The proposed regularizer requires knowledge of the model’s Lipschitz constant along certain directions. To this end, we develop a scalable method for calculating guaranteed differentiable upper bounds on the Lipschitz constant of neural networks accurately and efficiently. The relative accuracy of the bounds prevents excessive regularization and allows for more direct manipulation of the decision boundary. Furthermore, our Lipschitz bounding algorithm exploits the monotonicity and Lipschitz continuity of the activation layers, and the resulting bounds can be used to design new layers with controllable bounds on their Lipschitz constant. Experiments on the MNIST, CIFAR-10, and Tiny-ImageNet data sets verify that our proposed algorithm obtains competitively improved results compared to the state-of-the-art.

1 Introduction

Motivated by the vulnerability of deep neural networks to adversarial attacks [1], i.e., imperceptible perturbations that can drastically change a model’s prediction, researchers and practitioners have proposed various approaches to enhance the robustness of deep neural networks, including adversarial training [2–4], regularization [5, 6], constrained learning [7], randomized smoothing [8–10], relaxation-based defenses [11, 12], and model ensembles [13, 14]. These approaches modify the model architecture, the optimization procedure (loss function and algorithm), the inference mechanism, or the dataset itself [15] to enhance accuracy on both natural and adversarial examples.

However, most of these methods typically do not directly operate on input margins and rather target the output margin or its surrogates. For example, it is an established property that deep models trained with the cross-entropy loss, which is a surrogate for maximizing the output margin (see Appendix A.2), are prone to adversarial attacks [1]. From this perspective, it is critical to design regularized loss functions that can explicitly and effectively target the margin in the *input* space [16–18].

*Equal contribution.

Our Contribution (1) Using first principles, we design a novel regularized loss function for training adversarially robust deep classifiers. We design a differentiable regularizer, using the Lipschitz constants of the logit differences, that is a lower bound on the input margin. We empirically show that this regularizer promotes larger margins in the input space. (2) We develop a scalable method for calculating guaranteed analytic and differentiable upper bounds on the Lipschitz constant of deep networks accurately and efficiently. Our method, called LipLT, hinges on the idea of *Loop Transformation* on the nonlinearities, which allows us to exploit the monotonicity and Lipschitz continuity of activations functions effectively. We prove that the resulting upper bound is better than the product of the Lipschitz constants of all layers (the so-called naive bound), and in practice, it is significantly better. Furthermore, our Lipschitz bounding algorithm can be used to design new layers with controllable bound on their Lipschitz constant. (3) We integrate our Lipschitz estimation algorithm within the proposed training loss to develop a robust training algorithm that eliminates the need for any inner-loop optimization subroutine. We utilize the recurring structure of the calculations that enable parallelized implementation on GPUs. When integrated into training, the relative accuracy of the bounds prevents excessive regularization and allows for more direct manipulation of the decision boundary.

Experiments on the MNIST, CIFAR-10, and Tiny-ImageNet data sets verify that our proposed algorithm obtains competitively improved results compared to the state-of-the-art. Code available on <https://github.com/o4lc/CRM-LipLT>.

1.1 Related Work

In the interest of space, we only review the most relevant literature and defer the comprehensive version to the supplementary materials.

Enhancing Robustness via Optimization The most well-known approach in adversarial defenses is perhaps adversarial training (AT) [4] and its certified variants [11, 19–23], which involves minimizing a worst-case loss (or its approximation) using uniformly-bounded perturbations to the training data. Since these approaches might hurt accuracy on non-adversarial examples, several regularization-based methods have been proposed to trade off adversarial robustness against natural accuracy [5, 6, 24, 25]. Intuitively, these approaches aim to control the variations of the model close to the decision boundary or around the training data points. In general, the main challenge is to formulate computationally efficient differentiable regularizers that can directly increase the margin of the classifier. Of notable recent work in this direction is [18], in which the authors design a regularizer that directly increases the margin in the input space and prioritizes more vulnerable points by leveraging the dynamics of the decision boundary during training. Our loss function also takes advantage of this approach, but rather than using an iterative algorithm to compute the margin, we use Lipschitz continuity arguments to find closed-form differentiable lower bounds on the margin.

Robustness and Lipschitz Regularity To obtain efficient and scalable certificates of robustness one can bound or control the global Lipschitz constant of the model. To train robust networks, the global Lipschitz bound is typically computed as the product of the spectral norm of linear layers (the naive bound), which provides computationally efficient but overly conservative certificates [5, 19, 26]. If these bounds are localized (e.g., in a neighborhood of each training data point), conservatism can be mitigated at the expense of losing computational efficiency [20, 27]. However, it is not clear if this approach provides any advantages over other local bounding schemes [28, 29] that can be more accurate with comparable complexity. Hence, for training purposes, it is highly desirable to have global but less conservative differentiable Lipschitz bounds. Of notable work in this direction is the semidefinite programming (SDP) approach of [30] (as well as its local version [31]) to provide accurate numerical bounds, which has also been leveraged in training low-Lipschitz networks [32]. However, these SDP-based approaches are restricted to small-scale models. In comparison, LipLT is less accurate than LipSDP but can scale to significantly larger models and larger input dimensions. Compared to the naive method, LipLT is significantly more accurate but has a comparable practical complexity thanks to a specialized GPU implementation that exploits the recursive nature of the algorithm.

Lipschitz Layers Another approach to improving robustness is to design new layers with controllable Lipschitz constant. Various methods have been proposed to design the so-called 1-Lipschitz networks [7, 33–37]. Inspired by the LipSDP framework of [30], the recent work [38] designs 1-Lipschitz layers that generalize many of the aforementioned 1-Lipschitz designs. However, their proposed approach is currently not applicable to multi-layer networks. In [39], the authors propose a reparameterization that directly satisfies the SDP constraint of LipSDP, but the proposed method cannot handle skip connections. [21] introduces ℓ_∞ distance neurons that are 1-Lipschitz and provide inherent robustness against ℓ_∞ perturbations.

1.2 Preliminaries and Notation

The log-sum-exp function is defined as $LSE(x) = \log(\sum_{i=1}^n \exp(x_i))$. For any $t > 0$, the perspective [40] of the log-sum-exp function satisfies the inequalities $\max_i(x_i) < t^{-1}LSE(tx) \leq \max_i(x_i) + t^{-1} \log(n)$. We denote the cross-entropy loss by $CE(q, p) = -\sum_{k=1}^K p_k \log(q_k)$, where $p, q \in \mathbb{R}^K$ are on the probability simplex. For an integer $y \in \{1, \dots, K\}$, we define $u_y \in \mathbb{R}^K$ as the y -th standard unit vector. For a vector $a \in \mathbb{R}^K$, we have $\|a\|_p = (\sum_{i=1}^K |a_i|^p)^{1/p}$. Additionally, we have $\|a^\top\|_p = \|a\|_q$, where $1/p + 1/q = 1$. When $p = 1$, it is understood that $q = \infty$. For a matrix $A \in \mathbb{R}^{m \times n}$, $\|A\|$ denotes a matrix norm of A . In this paper we focus on $\|A\|_2 = \sigma_{\max}(A)$, i.e., the spectral norm of the matrix A . We, however, note that except for the implementation notes regarding the power iteration, the rest of the Lipschitz estimation algorithm is valid in any other matrix norm as well. We denote the indicator function of the event E as 1_E , where 1_E outputs 1 if the event E is realized and 0 otherwise.

2 Certified Radius Maximization (CRM)

Consider a K -class deep classifier $C(x; \theta) = \arg \max_{1 \leq i \leq K} f_i(x; \theta)$, where $f(x; \theta) = \text{softmax}(z(x; \theta))$ is the vector of class probabilities, and $z(x; \theta)$ is a deep network. If a data point x is classified correctly as $y \in \{1, \dots, K\}$, then the *logit margin* $\gamma(z(x; \theta), y)$, the difference between the largest and second-largest logit, is $\gamma(z(x; \theta), y) = z_y(x; \theta) - \max_{j \neq y} z_j(x; \theta)$.

Several existing loss functions for training classifiers are differentiable surrogates for maximizing the logit margin, including the cross entropy, and its combination with label smoothing (see Appendix A.2 for more details). However, maximizing the logit margin, or its surrogates, does not necessarily increase the margin in the input space. This can happen, for example, when the model has rapid variations close to the decision boundary. Thus, we need a regularizer targeted for maximizing the input margin.

Regularization Based on Certified Radius For a correctly-classified data x with label y , the distance of x to the decision boundary can be calculated by solving the optimization problem [18],

$$R(x, y; \theta) = \inf_{\hat{x}} \|x - \hat{x}\| \text{ subject to } \gamma(z(\hat{x}; \theta), y) = 0, \quad (1)$$

where the constraint enforces \hat{x} to be on the decision boundary.² To ensure a large margin in the *input* space, we must, in principle, maximize the radius $R(x, y; \theta)$ of all correctly classified data points. To achieve this goal, we can add a regularizer that penalizes small input margins,

$$\min_{\theta} \mathbb{E}_{(x, y) \sim \mathcal{D}} [-\gamma(z(x; \theta), y)] + \lambda \mathbb{E}_{(x, y) \sim \mathcal{D}} [1_{\{\gamma(z(x; \theta), y) > 0\}} g(R(x, y; \theta))], \quad (2)$$

where $\lambda > 0$ is the regularization constant and $g: \mathbb{R} \rightarrow \mathbb{R}$ is a decreasing function to promote larger certified radii. See appendix A.2 for more discussion on the properties of g .

To optimize (2), we must compute and differentiate through $R(x, y; \theta)$. For ℓ_∞ norm and ReLU activations, we can reformulate (1) as a mixed-integer linear program by using a binary representation

²We note that we can replace the equality constraint with the inequality constraint $\gamma(z(\hat{x}; \theta), y) \leq 0$ and get the same result.

of the activation functions. However, it is not affordable to solve this optimization problem during training. Hence, we must resort to computing lower bounds on $R(x, y; \theta)$ instead.

By replacing the logit margin with its soft lower bound in the constraint of (1), we obtain a lower bound on $R(x, y; \theta)$,

$$\begin{aligned} R(x, y; \theta) &\geq \min_{\hat{x}} \|x - \hat{x}\| \\ \text{s.t. } &z_y(x; \theta) - \frac{1}{t} \log \sum_{j \neq y} e^{tz_j(x; \theta)} \leq 0. \end{aligned} \quad (3)$$

To solve this non-convex problem, the authors of [18] adapt the successive linearization algorithm of [41], which in turn does not provide a provable lower bound. To avoid this iterative algorithm and to provide sound lower bounds, we propose to use Lipschitz continuity arguments.

Lipschitz-Based Surrogates for Certified Radius Suppose we add a norm-bounded perturbation δ to a data point x that is classified correctly as y . For the label of $x + \delta$ to not change, we must enforce

$$\Delta z_{yi}(x + \delta) := z_y(x + \delta; \theta) - z_i(x + \delta; \theta) > 0 \quad \forall i \neq y.$$

Suppose the logit difference $x \mapsto \Delta z_{yi}(x)$ is Lipschitz continuous with constant L_{yi} (in p norm), implying $|\Delta z_{yi}(x + \delta; \theta) - \Delta z_{yi}(x; \theta)| \leq L_{yi} \|\delta\|_p, \forall x, \delta$. Then we can write

$$\Delta z_{yi}(x + \delta; \theta) \geq \Delta z_{yi}(x; \theta) - L_{yi} \|\delta\|_p \quad \forall i \neq y.$$

The right-hand side remaining positive for all $i \neq y$ is a sufficient condition for the correct classification of $x + \delta$ as y . This sufficient condition yields a lower bound on $R(x, y; \theta)$ as follows,

$$\underline{R}(x, y; \theta) := \min_{i \neq y} \frac{z_y(x; \theta) - z_i(x; \theta)}{L_{yi}} \leq R(x, y; \theta). \quad (4)$$

This lower bound is the pointwise minimum of logit differences normalized by their Lipschitz constants. This lower bound is not differentiable everywhere, but similar to the logit margin, we propose a smooth underapproximation of the min operator using scaled LSE:

$$\underline{R}_t^{soft}(x, y; \theta) := -\frac{1}{t} \log \left(\sum_{i \neq y} \exp \left(-t \frac{z_y(x; \theta) - z_i(x; \theta)}{L_{yi}} \right) \right). \quad (5)$$

In addition to differentiability, another advantage of using this soft lower bound is that as opposed to $\underline{R}(x, y; \theta)$, which involves only two logits, the soft lower bound $\underline{R}_t^{soft}(x, y; \theta)$ includes all the logits, and hence, makes more effective use of information.

Proposition 1 We have the following relationship between $\underline{R}_t^{soft}(x, y; \theta)$ defined in (5) and $\underline{R}(x, y; \theta)$ defined in (4).

$$\underline{R}_t^{soft}(x, y; \theta) \leq \underline{R}(x, y; \theta) \leq \underline{R}_t^{soft}(x, y; \theta) + \frac{\log(K-1)}{t}.$$

In summary, we use the following loss function to train our classifier,

$$\min_{\theta} \mathbb{E}_{(x,y) \sim \mathcal{D}} [-\underline{\gamma}(z(x; \theta), y)] + \lambda \mathbb{E}_{(x,y) \sim \mathcal{D}} [1_{\{\underline{\gamma}(z(x; \theta), y) > 0\}} g(\underline{R}_t^{soft}(x, y; \theta))]. \quad (6)$$

The first and the second terms are differentiable surrogates to the negative logit margin, and the input margin, respectively. For example, as we show in Appendix A.2 the negative cross-entropy loss is a differentiable lower bound on the logit margin, i.e., we can choose $\underline{\gamma}(z(x; \theta), y) = -CE(z(x; \theta), u_y)$.

It now remains to estimate the L_{yi} 's (the Lipschitz constants of $x \mapsto \Delta z_{yi}(x)$) that are needed to compute the second term in the loss function. While any guaranteed upper bound on L_{yi} would suffice to preserve the lower bound property in (4), a more accurate upper bound prevents excessive regularization and allows for more direct manipulation of the decision boundary. To achieve this goal, we propose a new method which we will discuss next.

3 Scalable Estimation of Lipschitz Constants via Loop Transformation (LipLT)

In this section, we propose a general-purpose algorithm for computing a differentiable upper bound on the Lipschitz constant of deep neural networks, which is also of independent interest. For simplicity in the exposition, we first consider single hidden layer neural networks of the form $h(x) = W^1\phi(W^0x)$, where W^1, W^0 have compatible dimensions, and the bias terms are ignored without loss of generality. The activation layers ϕ are of the form $\phi(z) = (\varphi(z_1), \dots, \varphi(z_{n_1}))$ $z \in \mathbb{R}^{n_1}$, where $\varphi: \mathbb{R} \rightarrow \mathbb{R}$ is the activation function, which we assume to be monotone and Lipschitz continuous, implying $\alpha \leq (\varphi(x) - \varphi(x'))/(x - x') \leq \beta \quad \forall x \neq x'$ for some $0 \leq \alpha \leq \beta < \infty$ [30, 42]. In [30], the authors propose an SDP for computing an upper bound on the global Lipschitz constant of multi-layer neural networks when ℓ_2 norm is considered in both input and output domains. This result for the single hidden layer case is formally stated in the following theorem.

Theorem 1 ([30]) Consider a single-layer neural network described by $h(x) = W^1\phi(W^0x)$. Suppose $\phi(x): \mathbb{R}^{n_1} \rightarrow \mathbb{R}^{n_1} = [\varphi(x_1) \cdots \varphi(x_{n_1})]$, where φ is slope-restricted over \mathbb{R} with parameters $0 \leq \alpha \leq \beta < \infty$. Suppose there exist $\rho > 0$ and diagonal $T \in \mathbb{S}_+^{n_1}$ such that the matrix inequality

$$M(\rho, T) := \begin{bmatrix} -2\alpha\beta W^{0\top}TW^0 - \rho I_{n_0} & (\alpha + \beta)W^{0\top}T \\ (\alpha + \beta)TW^0 & -2T + W^{1\top}W^1 \end{bmatrix} \preceq 0, \quad (7)$$

holds. Then $\|h(x) - h(y)\|_2 \leq \sqrt{\rho}\|x - y\|_2$ for all $x, y \in \mathbb{R}^{n_0}$.

The key advantage of this SDP formulation is that we can exploit several properties of the structure, namely monotonicity ($\alpha \geq 0$) and Lipschitz continuity ($\beta < \infty$) of the activation functions, as well as using the same activation function in the activation layer. However, solving this SDP and enforcing them during training can be challenging even for small-scale neural networks. The recent work [43] has exploited the chordal structure of the resulting SDP imposed by the sequential structure of the network to solve the SDP for larger instances. However, these approaches are still unable to scale to larger problems and are not suitable for training purposes.

To guide the search for analytic solutions to the linear matrix inequality (LMI) of Theorem 1, the authors in [38] consider the following residual structure,

$$h(x) = Hx + G\phi(Wx). \quad (8)$$

Then it can be shown that the LMI condition (7) generalizes to condition (9) (see Appendix A.3 for details).

$$M(\rho, T) := \begin{bmatrix} -2\alpha\beta W^\top TW + H^\top H - \rho I_{n_0} & (\alpha + \beta)W^\top T + H^\top G \\ (\alpha + \beta)TW + G^\top H & -2T + G^\top G \end{bmatrix} \preceq 0, \quad (9)$$

By choosing $\rho = 1$, $H = I$ and $G = -(\alpha + \beta)W^\top T$, then the LMI (9) simplifies to $(\alpha + \beta)^2 TWW^\top T \preceq 2T$ (all blocks in the LMI except for the lower diagonal block become zero). When we restrict T to be positive definite, then the latter condition is equivalent to $(\alpha + \beta)^2 WW^\top \preceq 2T^{-1}$, which can be satisfied analytically using various choices of T [38]. In summary, the function $h(x) = x - (\alpha + \beta)W^\top T\phi(Wx)$ is guaranteed to be 1-Lipschitz as long as $(\alpha + \beta)^2 WW^\top \preceq 2T^{-1}$.

A potential issue with the above parameterization (and 1-Lipschitz networks in general) is that, since the true Lipschitz constant of the layer can be less than one, the multi-layer concatenation can become overly contractive. One way to resolve this limitation is to modify the parameterization as follows.

Proposition 2 Suppose $WW^\top \preceq \frac{2\rho}{(\alpha + \beta)^2}T^{-1}$ for some $\rho > 0$ and some diagonal positive definite T . Then the following function is $\sqrt{\rho}$ -Lipschitz.

$$h(x) = \sqrt{\rho}x - \frac{\alpha + \beta}{\sqrt{\rho}}W^\top T\phi(Wx). \quad (10)$$

Now if we make a cascade connection of $L \geq 2$ layers of the form (10) (each having its own ρ), a naive bound on the Lipschitz constant of the corresponding deep network would be $\prod_{i=1}^L \rho_i^{1/2}$. However, this upper bound can still be very crude. We now propose an alternative approach to compute an analytic upper bound on the Lipschitz constant of (8). For the multi-layer case, we then show that our method can capture the coupling between different layers to improve the naive bound. For the sake of space, we defer all the proofs to the supplementary materials.

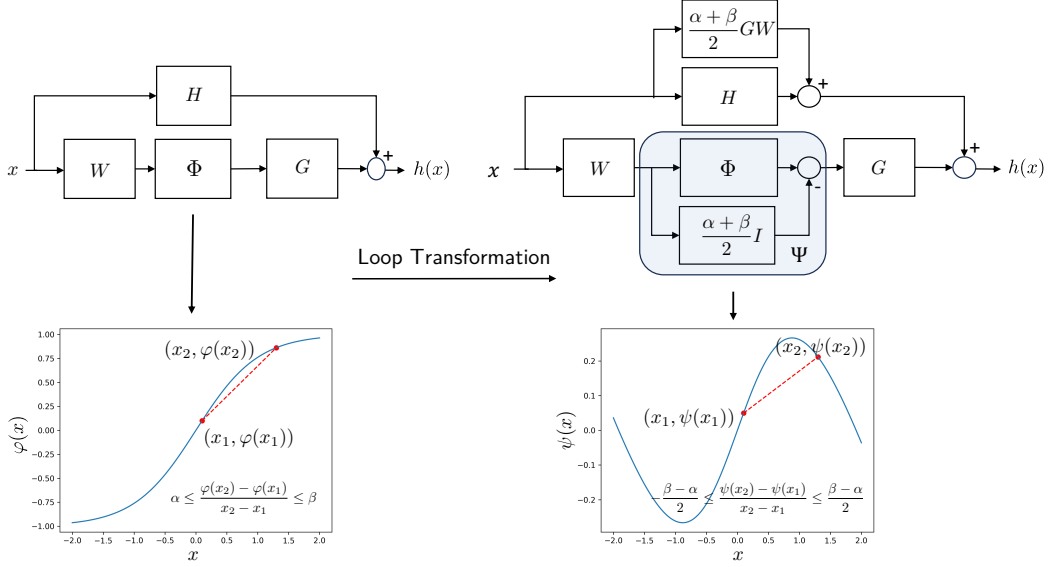


Figure 1: Loop transformation on a residual layer of the form $h(x) = Hx + G\phi(Wx)$. Here we use $\phi(x) = \tanh x$ for the illustration of the loop transformation.

The power of loop transformation Starting from (8), using the fact that ϕ is β -Lipschitz, a global Lipschitz constant of h can be computed as

$$\begin{aligned} \|h(x) - h(x')\| &\leq \|H(x - x')\| + \|G(\phi(Wx) - \phi(Wx'))\| \\ &\leq \underbrace{(\|H\| + \beta\|G\|\|W\|)}_{L_{\text{naive}}} \|x - x'\|. \end{aligned} \quad (11)$$

This upper bound is pessimistic as it does not exploit the monotonicity ($\alpha \geq 0$) of activation functions. In other words, this bound would not change as long as $\alpha \geq -\beta$. To inform the bound with monotonicity, we perform a *loop transformation* [44, 45] to bring the non-linearities to the symmetric sector $[-(\beta - \alpha)/2, (\beta - \alpha)/2]$, resulting in the representation

$$h(x) = \left(H + \frac{\alpha + \beta}{2}GW\right)x + G\psi(Wx), \quad (12)$$

where $\psi(x) := \phi(x) - \frac{\alpha + \beta}{2}x$ is the loop transformed nonlinearity, which is no longer monotone, and is $\frac{\beta - \alpha}{2}$ -Lipschitz— see Figure 1. We can now compute a Lipschitz constant as

$$\begin{aligned} \|h(x) - h(x')\| &= \left\| \left(H + \frac{\alpha + \beta}{2}GW\right)(x - x') + G(\Psi(Wx) - \Psi(Wx')) \right\| \\ &\leq \left\| \left(H + \frac{\alpha + \beta}{2}GW\right)(x - x') \right\| + \|G(\Psi(Wx) - \Psi(Wx'))\| \\ &\leq \underbrace{\left(\left\| H + \frac{\alpha + \beta}{2}GW \right\| + \frac{\beta - \alpha}{2} \|G\| \|W\| \right)}_{L_{\text{LT}}} \|x - x'\|. \end{aligned} \quad (13)$$

As we show below, this loop transformation does improve the naive bound. In Appendix A.3 we also prove the optimality of the transformation.

Proposition 3 Consider a single-layer residual structure given by $h(x) = Hx + G\phi(Wx)$. Suppose $\phi: \mathbb{R}^{n_1} \rightarrow \mathbb{R}^{n_1}$, $\phi(x) = [\varphi(x_1) \cdots \varphi(x_{n_1})]$, where φ is slope restricted in $[\alpha, \beta]$. Then h is Lipschitz continuous with constant $\|H + \frac{\alpha + \beta}{2}GW\| + \frac{\beta - \alpha}{2} \|G\| \|W\| \leq L_{\text{naive}}$.

Bound refinement. For the case of the ℓ_2 norm, we can further improve the derived bound in (13). Specifically, we can bound the Lipschitz constant of the second term of h in (12) analytically using LipSDP, which we summarize in the following theorem.³

Theorem 2 Suppose there exists a diagonal T that satisfies $G^\top G \preceq T$. Then a Lipschitz constant of (8) in ℓ_2 norm is given by

$$L_{\text{LT-SDP}}(T) = \|H + \frac{\alpha + \beta}{2}GW\|_2 + \frac{\beta - \alpha}{2}\|W^\top TW\|_2^{\frac{1}{2}}.$$

By optimizing over the choice of diagonal T satisfying $G^\top G \preceq T$, we can find the best Lipschitz bound achievable by this method. In this paper, however, we are more interested in analytical choices of T . Using the same techniques outlined in [38], we have the following choices:

1. Spectral Normalization (SN): We can satisfy $G^\top G \preceq T$ simply by choosing $T = T_{SN} := \|G\|_2^2 I$. In this case, $L_{\text{LT-SDP}}(T_{SN}) = \|H + \frac{\alpha + \beta}{2}GW\|_2 + \frac{\beta - \alpha}{2}\|W\|_2\|G\|_2 = L_{\text{LT}}$.
2. AOL [36]: Choose $T_{ii} = \sum_{j=1}^n |G^\top G|_{ij}$. As a result, $T - G^\top G$ is real-symmetric and diagonally dominant with positive diagonal elements, and thus, is positive semidefinite.
3. SLL [38]: Choose $T_{ii} = \sum_{j=1}^n |G^\top G|_{ij} \frac{q_i}{q_i}$, where $q_i > 0$. [38] uses the Gershgorin circle theorem to prove that this choice of T satisfies $G^\top G \preceq T$.

3.1 Multi-layer Neural Networks

We now extend the proposed technique to the multi-layer case. Consider the following structure,

$$\begin{aligned} y_k &= W_k x_k \quad k = 0, \dots, L \\ x_{k+1} &= H_k x_k + G_k \phi(y_k) \quad k = 0, \dots, L - 1 \end{aligned} \quad (14)$$

with $W_L = I$ for consistency. Then $y_L = x_L$ is the output of the neural network. To compute a Lipschitz constant, we first apply loop transformation to each activation layer, resulting in the following representation.

Lemma 1 Consider the sequences in (14). Define $\hat{H}_k := H_k + \frac{\alpha + \beta}{2}G_k W_k$ for $k = 0, \dots, L - 1$.⁴ Then

$$y_{k+1} = W_{k+1} \hat{H}_k \cdots \hat{H}_0 x_0 + \sum_{j=0}^k W_{k+1} \hat{H}_k \cdots \hat{H}_{j+1} G_j \psi(y_j) \quad k = 0, \dots, L - 1. \quad (15)$$

We are now ready to state our result for the multi-layer case.

Theorem 3 Let $m_k, k \geq 1$ be defined recursively as

$$m_{k+1} = \|W_{k+1} \hat{H}_k \cdots \hat{H}_0\| + \frac{\beta - \alpha}{2} \sum_{j=0}^k \|W_{k+1} \hat{H}_k \cdots \hat{H}_{j+1} G_j\| m_j \quad (16)$$

with $m_0 = \|W_0\|$. Then m_k is a Lipschitz constant of $x_0 \mapsto y_k, k = 0, \dots, L - 1$. In particular, m_L is a Lipschitz constant of the neural network $x_0 \mapsto y_L = x_L$.

Similar to the single-layer case, we can refine the bounds for the ℓ_2 norm. For the sake of space, we defer this to the Appendix, and we use the bounds in (16) in our experiments.

Complexity For an L -layer network, the recursion in (16) requires $\mathcal{O}(L^2)$ number of matrix norm calculations. For the naive bound, this number is exactly L . Despite this increase in complexity, we utilize the recurring structure of the calculations that enable parallelized implementation on GPUs. This utilization results in a reduction of the time complexity to $\mathcal{O}(L)$, the same as the naive Lipschitz estimation algorithm. We provide a more detailed analysis of the computational and time complexity and the GPU implementation in Appendix A.4.

³The Theorem of [30] assumes that $\alpha \geq 0$ (monotonicity), but it can be shown that the theorem holds as long as $-\infty < \alpha$, which is the case for the loop-transformed nonlinearity.

⁴Note that we let $\hat{H}_k \cdots \hat{H}_{j+1}|_{j=k} = I$.

4 Experimental Results

In this section, we evaluate our proposed method for training deep classifiers on the MNIST [46], CIFAR-10 [47] and Tiny-Imagenet [48] datasets. We compare our results with the closely related state-of-the-art methods. We further analyze the efficiency of our improved Lipschitz bounding algorithm and leverage it to compute the certified robust radii for the test dataset.

4.1 ℓ_2 -Robustness

Experimental setup We train using our novel loss function to certify robustness (6), using cross-entropy as the differentiable surrogate, against ℓ_2 perturbations of size 1.58 on MNIST and 36/255 on CIFAR-10 and Tiny-Imagenet⁵. We train convolutional neural networks of the form mCnF with ReLU activation functions, as in [20], where m and n denote the number of convolutional and fully connected layers, respectively. The details of the architectures, training process, and most hyperparameters are deferred to the supplementary materials.

Baselines For baselines, we consider recent state-of-the-art methods that have provided results on convolutional neural networks of similar size. We consider: (1) GloRo [5] which uses naive Lipschitz estimation with a smoothness regularizer inspired by TRADES; (2) Local-lip-B/G (+ MaxMin) [20] which uses local Lipschitz constant calculation along with cut-off ReLU and MaxMin activation functions; (3) LipConvnet-5/10/15 [34] that uses 1-Lipschitz convolutional networks with GNP Householder activations; (4) SLL-small (SDP-based Lipschitz Layers) [38] which is a much larger 27 layer 1-Lipschitz network; (5) AOL-Small/Medium [36] which presents much larger 1-Lipschitz networks trained to have almost orthogonal layers.

Evaluation We evaluate the accuracy of the trained networks under 3 criteria; standard accuracy, adversarial accuracy, and certified accuracy. For adversarial accuracy we perform PGD attacks using [4] (hyperparameters provided in supplementary material). For certified accuracy, we calculate the certified radii using (4) and verify if they are larger than the priori-assigned perturbation budget. For the methods of recent literature, we report their best numbers as per the manuscript.

Results The results of the experiments are presented in Table 1. On MNIST, we outperform the state-of-the-art by a margin of 7.5% on verified accuracy whilst maintaining the same standard accuracy. On CIFAR-10 we surpass all of the state-of-the-art in verified accuracy. Furthermore, on methods using networks of similar sizes, i.e., 6C2F or LipConvnet-5, we surpass by a margin of around 4%. The networks of the recent literature AOL [36] and SLL [38] are achieving slightly worse certified accuracy even with much larger networks. On Tiny-Imagenet, our current best results are on par with the state-of-the-art.

4.1.1 Lipschitz Estimation

A key part of our method is the new improved Lipschitz estimation algorithm (LipLT) and the effective use of pairwise Lipschitz constants. Unlike previous works that estimate the pairwise Lipschitz between class i and j by the upper bound $\sqrt{2}L_z$ [20], where L_z is the Lipschitz constant of the whole network, or as $L_i + L_j$ [5], where L_i is the Lipschitz constant of the i -th class, we approximate this value directly as L_{ij} by considering the map $z_i(x; \theta) - z_j(x; \theta)$. Table 2 shows the average statistic for Lipschitz constants estimated using different methods. Our improved Lipschitz calculation algorithm provides near an order-of-magnitude improvement over the naive method. Furthermore, Table 2 portrays the superiority of using pairwise Lipschitz constants instead of other proxies. Figure 2a illustrates the difference between using LipLT versus the naive method to calculate the certified radius. In this experiment, the naive method barely certifies one percent of the data points at the perturbation level of 1.58. However, using LipLT, we can certify a significant portion of

⁵We selected these values for the perturbation budget for consistency with prior work.

Table 1: Comparison with recent certified training algorithms. Best certified training accuracies are highlighted in bold.

* Due to a size mismatch that occurs in power iteration, we had to modify the architecture slightly by changing the padding of some of the convolutional layers. The number of neurons are the same as that of the original architecture in [20]. More details in the supplementary material

Method	Model	Clean (%)	PGD (%)	Certified(%)
MNIST ($\epsilon = 1.58$)				
Standard	4C3F	99.0	45.4	0.0
GloRo	4C3F	92.9	68.9	50.1
Local-Lip	4C3F	96.3	78.2	55.8
CRM (ours)	4C3F	96.27	88.04	63.37
CIFAR-10 ($\epsilon = 36/255$)				
Standard	6C2F	87.5	32.5	0.0
GloRo	6C2F	77.0	69.2	58.4
Local-Lip-G	6C2F	76.4	69.2	51.3
Local-Lip-B	6C2F	70.7	64.8	54.3
Local-Lip-B + MaxMin	6C2F	77.4	70.4	60.7
LipConvnet	5-CR	75.31	-	60.37
LipConvnet	10-CR	76.23	-	62.57
LipConvnet	15-CR	76.39	-	62.96
SLL	Small	71.2	-	62.6
AOL	Small	69.8	-	62.0
AOL	Medium	71.1	-	63.8
CRM (ours)	6C2F	74.82	72.31	64.16
Tiny-Imagenet ($\epsilon = 36/255$)				
Standard	8C2F	35.9	19.4	0.0
Local-Lip-G	8C2F	37.4	34.2	13.2
Local-Lip-B	8C2F	30.8	28.4	20.7
GloRo	8C2F	35.5	32.3	22.4
Local-Lip-B + MaxMin	8C2F	36.9	33.3	23.4
SLL	Small	26.6	-	19.5
CRM (ours)	8C2F*	23.97	23.04	17.98

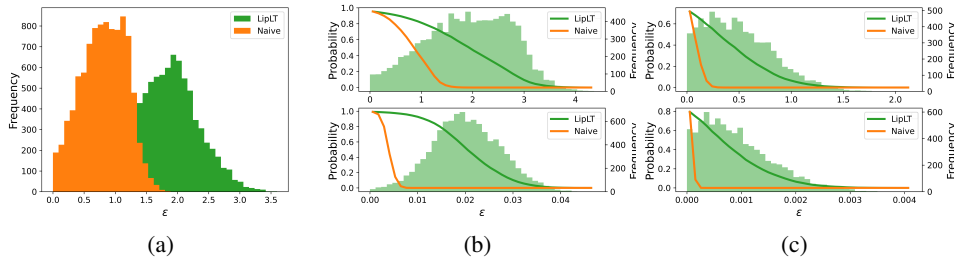


Figure 2: (a) Distribution of certified radii calculated using direct pairwise Lipschitz constants for the MNIST test dataset for the network trained using CRM. (b-c) Comparison of the distribution of the certified radii for a model trained using CRM (top) versus a standard trained model (bottom) for MNIST (b) and CIFAR-10 (c). For any given ϵ , the probability curves denote the empirical probability of a data point from that data set having a certified radius of at least ϵ .

the data points.

We further conduct an analysis of the certified radii of the data points for regularized versus unregularized networks for MNIST and CIFAR-10. Figures 2b and 2c illustrate the distribution of the certified radii. These radii were computed using the direct pairwise Lipschitz bounding. When comparing the results of the CRM-trained models (top figures) with the standard models (bottom figures), it becomes evident that our loss function enhances the certified radius.

Table 2: Comparison of average pairwise Lipschitz constant calculated using the naive and improved method on networks trained using CRM. We use the same architectures as Table 1. To calculate the averages, we form all unique pairs and calculate the Lipschitz constant according to the relevant formulation and then take the average.

	MNIST			CIFAR10			Tiny-Imagenet		
	L_{ij}	$L_i + L_j$	$\sqrt{2}L$	L_{ij}	$L_i + L_j$	$\sqrt{2}L$	L_{ij}	$L_i + L_j$	$\sqrt{2}L$
Naive	266.08	1285.18	2759.63	93.52	131.98	139.75	313.62	485.62	2057.00
Improved	64.10	212.68	419.83	11.26	18.30	23.43	9.46	14.77	60.37

5 Limitations

Although our proposed formulation has an elegant mathematical structure, there exist some limitations: **(1)** We are still using global Lipschitz constants to bound the margin, which can be conservative. We will investigate how we can localize our calculations without a significant increase in computation. **(2)** Computation of pairwise Lipschitz bounds for very deep architectures and/or a large number of classes can become computationally intensive for training purposes (see Appendix A.4 for further discussions). **(3)** Several hyper-parameters require manual tuning. It is highly desirable to explore adaptive approaches to automatically select these hyper-parameters.

6 Conclusion

Adversarial defense methods are numerous and their approaches are different, but they all attempt to explicitly or implicitly increase the margin of the classifier, which is a measure of adversarial robustness (or vulnerability). From this perspective, it is highly desirable to develop adversarial defenses that can manipulate the decision boundary and increase the margin effectively and efficiently. We attempt to maximize the input margin by penalizing the Lipschitz constant of the neural network along vulnerable directions. Additionally, we develop a new method for calculating guaranteed analytic and differentiable upper bounds on the Lipschitz constant of the deep network. LipLT is provably better than the naive Lipschitz constant. We have also provided a parallelized implementation of LipLT using the recurring structure of the calculations, which is fast and scalable. Our proposed method achieves competitive results in terms of verified accuracy on the MNIST and CIFAR-10 datasets.

References

- [1] Christian Szegedy, Wojciech Zaremba, Ilya Sutskever, Joan Bruna, Dumitru Erhan, Ian Goodfellow, and Rob Fergus. “Intriguing properties of neural networks”. In: *arXiv preprint arXiv:1312.6199* (2013).
- [2] Ian J Goodfellow, Jonathon Shlens, and Christian Szegedy. “Explaining and harnessing adversarial examples”. In: *arXiv preprint arXiv:1412.6572* (2014).
- [3] Alexey Kurakin, Ian Goodfellow, and Samy Bengio. “Adversarial machine learning at scale”. In: *arXiv preprint arXiv:1611.01236* (2016).
- [4] Aleksander Madry, Aleksandar Makelov, Ludwig Schmidt, Dimitris Tsipras, and Adrian Vladu. “Towards deep learning models resistant to adversarial attacks”. In: *arXiv preprint arXiv:1706.06083* (2017).
- [5] Klas Leino, Zifan Wang, and Matt Fredrikson. “Globally-robust neural networks”. In: *International Conference on Machine Learning*. PMLR. 2021, pp. 6212–6222.
- [6] Hongyang Zhang, Yaodong Yu, Jiantao Jiao, Eric Xing, Laurent El Ghaoui, and Michael Jordan. “Theoretically principled trade-off between robustness and accuracy”. In: *International conference on machine learning*. PMLR. 2019, pp. 7472–7482.
- [7] Moustapha Cisse, Piotr Bojanowski, Edouard Grave, Yann Dauphin, and Nicolas Usunier. “Parseval networks: Improving robustness to adversarial examples”. In: *International Conference on Machine Learning*. PMLR. 2017, pp. 854–863.
- [8] Jeremy Cohen, Elan Rosenfeld, and Zico Kolter. “Certified adversarial robustness via randomized smoothing”. In: *international conference on machine learning*. PMLR. 2019, pp. 1310–1320.
- [9] Aounon Kumar, Alexander Levine, Soheil Feizi, and Tom Goldstein. “Certifying confidence via randomized smoothing”. In: *Advances in Neural Information Processing Systems 33* (2020), pp. 5165–5177.
- [10] Hadi Salman, Jerry Li, Ilya Razenshteyn, Pengchuan Zhang, Huan Zhang, Sebastien Bubeck, and Greg Yang. “Provably robust deep learning via adversarially trained smoothed classifiers”. In: *Advances in Neural Information Processing Systems 32* (2019).
- [11] Eric Wong and Zico Kolter. “Provable defenses against adversarial examples via the convex outer adversarial polytope”. In: *International Conference on Machine Learning*. PMLR. 2018, pp. 5286–5295.
- [12] Sumanth Dathathri, Krishnamurthy Dvijotham, Alexey Kurakin, Aditi Raghunathan, Jonathan Uesato, Rudy R Bunel, Shreya Shankar, Jacob Steinhardt, Ian Goodfellow, Percy S Liang, et al. “Enabling certification of verification-agnostic networks via memory-efficient semidefinite programming”. In: *Advances in Neural Information Processing Systems 33* (2020), pp. 5318–5331.
- [13] Fangzhou Liao, Ming Liang, Yinpeng Dong, Tianyu Pang, Xiaolin Hu, and Jun Zhu. “Defense against adversarial attacks using high-level representation guided denoiser”. In: *Proceedings of the IEEE conference on computer vision and pattern recognition*. 2018, pp. 1778–1787.
- [14] Florian Tramèr, Alexey Kurakin, Nicolas Papernot, Ian Goodfellow, Dan Boneh, and Patrick McDaniel. “Ensemble adversarial training: Attacks and defenses”. In: *arXiv preprint arXiv:1705.07204* (2017).
- [15] Nikolaos Tsilivis, Jingtong Su, and Julia Kempe. “Can we achieve robustness from data alone?”. In: *arXiv preprint arXiv:2207.11727* (2022).
- [16] Gavin Weiguang Ding, Yash Sharma, Kry Yik Chau Lui, and Ruitong Huang. “Mma training: Direct input space margin maximization through adversarial training”. In: *arXiv preprint arXiv:1812.02637* (2018).
- [17] Jingfeng Zhang, Jianing Zhu, Gang Niu, Bo Han, Masashi Sugiyama, and Mohan Kankanhalli. “Geometry-aware instance-reweighted adversarial training”. In: *arXiv preprint arXiv:2010.01736* (2020).
- [18] Yuancheng Xu, Yanchao Sun, Micah Goldblum, Tom Goldstein, and Furong Huang. “Exploring and Exploiting Decision Boundary Dynamics for Adversarial Robustness”. In: *arXiv preprint arXiv:2302.03015* (2023).
- [19] Yusuke Tsuzuku, Issei Sato, and Masashi Sugiyama. “Lipschitz-margin training: Scalable certification of perturbation invariance for deep neural networks”. In: *Advances in neural information processing systems 31* (2018).

- [20] Yujia Huang, Huan Zhang, Yuanyuan Shi, J Zico Kolter, and Anima Anandkumar. “Training certifiably robust neural networks with efficient local lipschitz bounds”. In: *Advances in Neural Information Processing Systems* 34 (2021), pp. 22745–22757.
- [21] Bohang Zhang, Tianle Cai, Zhou Lu, Di He, and Liwei Wang. “Towards certifying l-infinity robustness using neural networks with l-inf-dist neurons”. In: *International Conference on Machine Learning*. PMLR. 2021, pp. 12368–12379.
- [22] Sven Gowal, Krishnamurthy Dvijotham, Robert Stanforth, Rudy Bunel, Chongli Qin, Jonathan Uesato, Relja Arandjelovic, Timothy Mann, and Pushmeet Kohli. “On the effectiveness of interval bound propagation for training verifiably robust models”. In: *arXiv preprint arXiv:1810.12715* (2018).
- [23] Sungyoon Lee, Jaewook Lee, and Saerom Park. “Lipschitz-certifiable training with a tight outer bound”. In: *Advances in Neural Information Processing Systems* 33 (2020), pp. 16891–16902.
- [24] Judy Hoffman, Daniel A Roberts, and Sho Yaida. “Robust learning with jacobian regularization”. In: *arXiv preprint arXiv:1908.02729* (2019).
- [25] Henry Gouk, Eibe Frank, Bernhard Pfahringer, and Michael J Cree. “Regularisation of neural networks by enforcing lipschitz continuity”. In: *Machine Learning* 110 (2021), pp. 393–416.
- [26] Christina Baek, Yiding Jiang, Aditi Raghunathan, and J Zico Kolter. “Agreement-on-the-line: Predicting the performance of neural networks under distribution shift”. In: *Advances in Neural Information Processing Systems* 35 (2022), pp. 19274–19289.
- [27] Zhouxing Shi, Yihan Wang, Huan Zhang, J Zico Kolter, and Cho-Jui Hsieh. “Efficiently computing local Lipschitz constants of neural networks via bound propagation”. In: *Advances in Neural Information Processing Systems* 35 (2022), pp. 2350–2364.
- [28] Gagandeep Singh, Timon Gehr, Markus Püschel, and Martin Vechev. “An abstract domain for certifying neural networks”. In: *Proceedings of the ACM on Programming Languages* 3.POPL (2019), pp. 1–30.
- [29] Shiqi Wang, Huan Zhang, Kaidi Xu, Xue Lin, Suman Jana, Cho-Jui Hsieh, and J Zico Kolter. “Beta-crown: Efficient bound propagation with per-neuron split constraints for neural network robustness verification”. In: *Advances in Neural Information Processing Systems* 34 (2021), pp. 29909–29921.
- [30] Mahyar Fazlyab, Alexander Robey, Hamed Hassani, Manfred Morari, and George Pappas. “Efficient and accurate estimation of lipschitz constants for deep neural networks”. In: *Advances in Neural Information Processing Systems* 32 (2019).
- [31] Navid Hashemi, Justin Ruths, and Mahyar Fazlyab. “Certifying incremental quadratic constraints for neural networks via convex optimization”. In: *Learning for Dynamics and Control*. PMLR. 2021, pp. 842–853.
- [32] Patricia Pauli, Anne Koch, Julian Berberich, Paul Kohler, and Frank Allgöwer. “Training robust neural networks using Lipschitz bounds”. In: *IEEE Control Systems Letters* 6 (2021), pp. 121–126.
- [33] Sahil Singla and Soheil Feizi. “Skew orthogonal convolutions”. In: *International Conference on Machine Learning*. PMLR. 2021, pp. 9756–9766.
- [34] Sahil Singla, Surbhi Singla, and Soheil Feizi. “Improved deterministic l2 robustness on CIFAR-10 and CIFAR-100”. In: *arXiv preprint arXiv:2108.04062* (2021).
- [35] Cem Anil, James Lucas, and Roger Grosse. “Sorting out Lipschitz function approximation”. In: *International Conference on Machine Learning*. PMLR. 2019, pp. 291–301.
- [36] Bernd Prach and Christoph H Lampert. “Almost-orthogonal layers for efficient general-purpose Lipschitz networks”. In: *Computer Vision—ECCV 2022: 17th European Conference, Tel Aviv, Israel, October 23–27, 2022, Proceedings, Part XXI*. Springer. 2022, pp. 350–365.
- [37] Asher Trockman and J Zico Kolter. “Orthogonalizing convolutional layers with the cayley transform”. In: *arXiv preprint arXiv:2104.07167* (2021).
- [38] Alexandre Araujo, Aaron Havens, Blaise Delattre, Alexandre Allauzen, and Bin Hu. “A unified algebraic perspective on lipschitz neural networks”. In: *arXiv preprint arXiv:2303.03169* (2023).
- [39] Ruigang Wang and Ian Manchester. “Direct parameterization of lipschitz-bounded deep networks”. In: *International Conference on Machine Learning*. PMLR. 2023, pp. 36093–36110.

- [40] Stephen Boyd and Lieven Vandenbergh. *Convex optimization*. Cambridge university press, 2004.
- [41] Francesco Croce and Matthias Hein. “Minimally distorted adversarial examples with a fast adaptive boundary attack”. In: *International Conference on Machine Learning*. PMLR. 2020, pp. 2196–2205.
- [42] Mahyar Fazlyab, Manfred Morari, and George J Pappas. “Safety verification and robustness analysis of neural networks via quadratic constraints and semidefinite programming”. In: *IEEE Transactions on Automatic Control* 67.1 (2020), pp. 1–15.
- [43] Anton Xue, Lars Lindemann, Alexander Robey, Hamed Hassani, George J Pappas, and Rajeev Alur. “Chordal Sparsity for Lipschitz Constant Estimation of Deep Neural Networks”. In: *2022 IEEE 61st Conference on Decision and Control (CDC)*. IEEE. 2022, pp. 3389–3396.
- [44] Stephen Boyd, Laurent El Ghaoui, Eric Feron, and Venkataramanan Balakrishnan. *Linear matrix inequalities in system and control theory*. Vol. 15. Siam, 1994.
- [45] Charles A Desoer and Mathukumalli Vidyasagar. *Feedback systems: input-output properties*. SIAM, 2009.
- [46] Yann LeCun. “The MNIST database of handwritten digits”. In: <http://yann.lecun.com/exdb/mnist/> (1998).
- [47] Alex Krizhevsky, Geoffrey Hinton, et al. “Learning multiple layers of features from tiny images”. In: (2009).
- [48] Jia Deng, Wei Dong, Richard Socher, Li-Jia Li, Kai Li, and Li Fei-Fei. “Imagenet: A large-scale hierarchical image database”. In: *2009 IEEE conference on computer vision and pattern recognition*. Ieee. 2009, pp. 248–255.
- [49] Tsui-Wei Weng, Huan Zhang, Hongge Chen, Zhao Song, Cho-Jui Hsieh, Duane Boning, Inderjit S Dhillon, and Luca Daniel. “Towards Fast Computation of Certified Robustness for ReLU Networks”. In: *arXiv preprint arXiv:1804.09699* (2018).
- [50] Trevor Avant and Kristi A Morgansen. “Analytical bounds on the local Lipschitz constants of affine-ReLU functions”. In: *arXiv preprint arXiv:2008.06141* (2020).
- [51] Tsui-Wei Weng, Huan Zhang, Pin-Yu Chen, Jinfeng Yi, Dong Su, Yupeng Gao, Cho-Jui Hsieh, and Luca Daniel. “Evaluating the robustness of neural networks: An extreme value theory approach”. In: *arXiv preprint arXiv:1801.10578* (2018).
- [52] Aladin Virmaux and Kevin Scaman. “Lipschitz regularity of deep neural networks: analysis and efficient estimation”. In: *Advances in Neural Information Processing Systems*. 2018, pp. 3835–3844.
- [53] Fabian Latorre, Paul Rolland, and Volkan Cevher. “Lipschitz constant estimation of Neural Networks via sparse polynomial optimization”. In: *International Conference on Learning Representations*. 2020.
- [54] Tong Chen, Jean B Lasserre, Victor Magron, and Edouard Pauwels. “Semialgebraic optimization for lipschitz constants of relu networks”. In: *Advances in Neural Information Processing Systems* 33 (2020), pp. 19189–19200.
- [55] Matt Jordan and Alexandros G Dimakis. “Exactly computing the local lipschitz constant of relu networks”. In: *Advances in Neural Information Processing Systems* 33 (2020), pp. 7344–7353.
- [56] Patrick L Combettes and Jean-Christophe Pesquet. “Lipschitz certificates for layered network structures driven by averaged activation operators”. In: *SIAM Journal on Mathematics of Data Science* 2.2 (2020), pp. 529–557.
- [57] Gal Chechik, Jeremy Heitz, Gal Elidan, Pieter Abbeel, and Daphne Koller. “Max-margin Classification of Data with Absent Features.” In: *Journal of Machine Learning Research* 9.1 (2008).
- [58] Johan AK Suykens and Joos Vandewalle. “Least squares support vector machine classifiers”. In: *Neural processing letters* 9 (1999), pp. 293–300.
- [59] Gamaleldin Elsayed, Dilip Krishnan, Hossein Mobahi, Kevin Regan, and Samy Bengio. “Large margin deep networks for classification”. In: *Advances in neural information processing systems* 31 (2018).
- [60] Ziang Yan, Yiwen Guo, and Changshui Zhang. “Deep defense: Training dnns with improved adversarial robustness”. In: *Advances in Neural Information Processing Systems* 31 (2018).
- [61] Yiwen Guo and Changshui Zhang. “Recent advances in large margin learning”. In: *IEEE Transactions on Pattern Analysis and Machine Intelligence* (2021).

- [62] Feng Liu, Bo Han, Tongliang Liu, Chen Gong, Gang Niu, Mingyuan Zhou, Masashi Sugiyama, et al. “Probabilistic margins for instance reweighting in adversarial training”. In: *Advances in Neural Information Processing Systems* 34 (2021), pp. 23258–23269.
- [63] Matthew Mirman, Timon Gehr, and Martin Vechev. “Differentiable abstract interpretation for provably robust neural networks”. In: *International Conference on Machine Learning*. 2018, pp. 3575–3583.
- [64] Huan Zhang, Tsui-Wei Weng, Pin-Yu Chen, Cho-Jui Hsieh, and Luca Daniel. “Efficient neural network robustness certification with general activation functions”. In: *Advances in neural information processing systems*. 2018, pp. 4939–4948.
- [65] Aditi Raghunathan, Jacob Steinhardt, and Percy S Liang. “Semidefinite relaxations for certifying robustness to adversarial examples”. In: *Advances in Neural Information Processing Systems*. 2018, pp. 10900–10910.
- [66] Aditi Raghunathan, Jacob Steinhardt, and Percy Liang. “Certified defenses against adversarial examples”. In: *arXiv preprint arXiv:1801.09344* (2018).
- [67] Yuhao Mao, Mark Niklas Müller, Marc Fischer, and Martin Vechev. “TAPS: Connecting Certified and Adversarial Training”. In: *arXiv preprint arXiv:2305.04574* (2023).
- [68] Diederik P Kingma and Jimmy Ba. “Adam: A method for stochastic optimization”. In: *arXiv preprint arXiv:1412.6980* (2014).

A Supplementary Material

A.1 Additional Literature Review

Here we provide additional literature review of adversarial robustness.

Estimation of Lipschitz Constant In the literature, there exist several approaches for estimating both the global and local Lipschitz constant of deep neural networks [49–54]. While local bounds can be obtained using bound propagation-like methods [20, 27, 49, 55], bounding the global Lipschitz constant appears to be a more challenging problem. Combettes et al. [56] use monotone operator theory to derive global analytic bounds. Fazlyab et al. [30] propose LipSDP, which computes numerical upper bounds on the global Lipschitz constant based using SDP.

Margin Maximization The distance of data points to the decision boundary quantifies the margin of a classifier. The fact that maximizing margin provides robust models has been adopted in, for example, standard max-margin classifiers [57], and SVMs [58]. For deep neural networks, since computing the exact margin is difficult, some approximations are pursued as surrogates. For example, [59, 60] uses first-order Taylor approximation of margin. See [61] for a recent survey on large-margin learning.

Adversarial Training Weighted adversarial training methods tend to provide higher weights to the more vulnerable points closer to the decision boundary. For example, MMA [16] applies cross-entropy loss on only the points closest to the decision boundary. GAIRAT [17] re-weights the adversarial samples based on the least number of iterations needed to flip the clean sample to an adversarial example and uses that as a surrogate to the margin. MAIL [62] reweights adversarial samples based on their logit margin.

Certified Training Certified robustness methods provide guarantees of robustness by optimizing an upper bound on a worst-case loss. These upper bounds are typically obtained by bound propagation [63, 64], convex relaxations, or Lipschitz continuity arguments. For instance, [65, 66] use semidefinite relaxations instead to obtain differentiable surrogates for the robust cross-entropy loss. However, solving these SDPs during training is practically infeasible. More recently, Mao et al. [67] established a connection between certified and adversarial training (TAPS), yielding precise worst-case loss approximation, and thus reduced over-regularization and increased certified and standard accuracies.

We finally note that adversarial robustness can also be promoted during inference time. The most well-known approach is randomized smoothing [8], which provides a guaranteed lower bound on the certified radius.

A.2 Supplementary Materials for Section 2

Differentiable Surrogates for Logit Margin. Since the logit margin γ is non-differentiable, optimizing it would likely slow down the convergence. Replacing the max operator with LSE, we obtain a differentiable approximation of the logit margin,

$$\gamma_t^{\text{soft}}(z(x; \theta), y) = z_y(x; \theta) - \frac{1}{t} \log \sum_{j \neq y} e^{tz_j(x; \theta)}, \quad (17)$$

where $t > 0$. Using the inequality satisfied by the perspective of LSE (see § 1.2), we obtain the following bounds,

$$\gamma_t^{\text{soft}}(z(x; \theta), y) \leq \gamma(z(x; \theta), y) \leq \gamma_t^{\text{soft}}(z(x; \theta), y) + \frac{\log(K-1)}{t}$$

In other words, $\gamma_t^{\text{soft}}(z(x; \theta), y)$ is a differentiable lower bound to the logit margin and the gap shrinks as t increases. For $t = 1$, we obtain

$$\gamma_1^{\text{soft}}(z(x; \theta), y) = z_y(x; \theta) - \log \sum_{j \neq y} e^{z_j(x; \theta)} \geq \log(e^{z_y(x; \theta)}) - \log \sum_j e^{z_j(x; \theta)} = -CE(f(x; \theta), u_y)$$

In other words, the negative cross-entropy loss is a lower bound on the soft version of the logit margin.

Choice of Function g As elaborated in [18], the function g must be decreasing to prioritize vulnerable data points, i.e., g must assign a higher cost to points that are closer to the decision boundary. However, this regularization may cause a conflict among the data points: the decision boundary tends to move towards vulnerable points (points with small margins), which conflicts with the goal of robust training. [18] identifies strict convexity as an additional desired property for g to mitigate this conflict. Despite this, we did not measure any significant improvement added by strict convexity of g . Consequently, we have used the linear function outlined in the experiments section. In future work, we will explore the possibility of learning the optimal g during the training phase.

Differentiable Lower Bound on Certified Radius We recall the definition of certified radius in (1). In this definition, we can replace equality with inequality without changing the optimal value,

$$R(x, y; \theta) = \{\inf_{\hat{x}} \|x - \hat{x}\| \mid \gamma(z(\hat{x}; \theta), y) \leq 0\}, \quad (18)$$

To see this, suppose x is a correctly classified point ($\gamma(z(x; \theta), y) > 0$), and \hat{x}^* is an optimal solution of (18) that satisfies $\gamma(z(\hat{x}^*; \theta), y) < 0$. Define $\hat{x}(t) = \hat{x}^* + t(x - \hat{x}^*)$, where $t \in [0, 1]$. Since $\gamma(z(\hat{x}(0); \theta), y) < 0$ and $\gamma(z(\hat{x}(1); \theta), y) > 0$, by continuity of γ , we can conclude that there exists $\hat{t} \in (0, 1)$ such that $\gamma(z(\hat{x}(\hat{t}); \theta), y) = 0$. Now we can write

$$\|x - \hat{x}(\hat{t})\| = \|(1 - \hat{t})(x - \hat{x}^*)\| < \|x - \hat{x}^*\|.$$

In other words, the point $\hat{x}(\hat{t})$ is on the decision boundary and improves the cost function in (18). Thus, we can replace the equality constraint with the inequality constraint.

Finally, we note the soft logit margin defined in (17) is a lower bound on the logit margin itself. Thus, we can write

$$\{\hat{x} \mid \gamma(z(\hat{x}; \theta), y) \leq 0\} \subseteq \{\hat{x} \mid \gamma_t^{\text{soft}}(z(\hat{x}; \theta), y) \leq 0\}.$$

This implies the inequality in (3).

Proof of Proposition 1

Proposition 1 We have the following relationship between $\underline{R}_t^{\text{soft}}(x, y; \theta)$ defined in (5) and $\underline{R}(x, y; \theta)$ defined in (4).

$$\underline{R}_t^{\text{soft}}(x, y; \theta) \leq \underline{R}(x, y; \theta) \leq \underline{R}_t^{\text{soft}}(x, y; \theta) + \frac{\log(K - 1)}{t}.$$

Proof Starting from (4), we can write

$$\underline{R}(x, y; \theta) := -\max_{i \neq y} \frac{-(z_y(x; \theta) - z_i(x; \theta))}{L_{yi}} \leq R(x, y; \theta).$$

By approximating the maximum operator with the perspective of the log-sum-exp function, we obtain (5),

$$\underline{R}_t^{\text{soft}}(x, y; \theta) := -\frac{1}{t} \log\left(\sum_{i \neq y} \exp\left(-t \frac{z_y(x; \theta) - z_i(x; \theta)}{L_{yi}}\right)\right).$$

Finally, by using the inequalities satisfied by the perspective of LSE (see §1.2), we obtain the desired inequality (4).

Regularizing the Lipschitz Constant of the Network We note that $z_y(x; \theta) - z_i(x; \theta) = (u_y - u_i)^\top z(x; \theta)$. We can then write

$$L_{yi} = \text{Lip}_p((u_y - u_i)^\top z(x; \theta)) \leq \|(u_y - u_i)^\top\|_p \text{Lip}_p(z(x; \theta)) = \|u_y - u_i\|_q \text{Lip}_p(z(x; \theta)),$$

where $1/p + 1/q = 1$ (recall that u_i denotes the i -th unit vector), and $\text{Lip}_p(\cdot)$ denotes the Lipschitz constant in ℓ_p norm. Since $\|u_y - u_i\|_q = 2^{1/q}$ is independent of i , we can conclude

$$\underline{R}(x, y; \theta) := \min_{i \neq y} \frac{z_y(x; \theta) - z_i(x; \theta)}{L_{yi}} \geq \frac{2^{-1/q}}{\text{Lip}_p(z(x; \theta))} \gamma(z(x; \theta), y). \quad (19)$$

In other words, we can find yet another lower bound on the input margin by using the Lipschitz constant of the *whole network* (the logit vector $z(x; \theta)$). Using this relatively crude lower bound, we can enlarge the input margin by maximizing the logit margin $\gamma(z(x; \theta), y)$ or its surrogates while minimizing the Lipschitz constant of the whole network,

$$\min_{\theta} \mathbb{E}_{(x,y) \sim \mathcal{D}} [-\gamma(z(x; \theta), y)] + \lambda \mathbb{E}_{(x,y) \sim \mathcal{D}} [\text{Lip}_p(z(x; \theta))].$$

Therefore, regularizing the Lipschitz constant of the whole network has a less direct effect on the margin, according to the lower bound in (19).

A.3 Supplementary Materials for Section 3

Feasibility of LipSDP. Theorem 1 requires the existence of $\rho > 0$ and positive semi-definite T . Such ρ and T always exist. To see this, let $T = \frac{1}{2} \|W^1\|_2^2 I_{n_1}$, so that $-2T + W^{1\top} W^1 \preceq 0$ holds. Now, by applying the Schur complement we arrive at the equivalent condition

$$(\alpha + \beta)^2 W^{0\top} T (2T - W^{1\top} W^1)^\dagger T W^0 - 2\alpha\beta W^{0\top} T W^0 \preceq \rho I_{n_0}.$$

Any value of ρ larger than the largest singular value of the matrix on the left-hand side is valid. As a result, the LMI is always feasible.

Detailed Derivation of (9) As per the arguments of [30], for an activation function ϕ slope-bounded between α and β , and a positive semidefinite diagonal matrix T , we have

$$\begin{bmatrix} x - y \\ \phi(x) - \phi(y) \end{bmatrix}^\top \begin{bmatrix} -2\alpha\beta T & (\alpha + \beta)T \\ (\alpha + \beta)T & -2T \end{bmatrix} \begin{bmatrix} x - y \\ \phi(x) - \phi(y) \end{bmatrix} \geq 0, \quad \forall x, y \in \mathbb{R}^n.$$

We can similarly state this for when inputs are Wx and Wy instead:

$$\begin{bmatrix} Wx - Wy \\ \phi(Wx) - \phi(Wy) \end{bmatrix}^\top \begin{bmatrix} -2\alpha\beta T & (\alpha + \beta)T \\ (\alpha + \beta)T & -2T \end{bmatrix} \begin{bmatrix} Wx - Wy \\ \phi(Wx) - \phi(Wy) \end{bmatrix} \geq 0.$$

This is equivalent to

$$\underbrace{\begin{bmatrix} x - y \\ \phi(Wx) - \phi(Wy) \end{bmatrix}}_{z(x,y)}^\top \underbrace{\begin{bmatrix} -2\alpha\beta W^\top T W & (\alpha + \beta) W^\top T \\ (\alpha + \beta) T W & -2T \end{bmatrix}}_A \begin{bmatrix} x - y \\ \phi(Wx) - \phi(Wy) \end{bmatrix} \geq 0.$$

Now, suppose the operator $h(x) = Hx + G\phi(Wx)$ is $\sqrt{\rho}$ Lipschitz. Then for all x and y we have

$$\|Hx + G\phi(Wx) - (Hy + G\phi(Wy))\|^2 \leq \rho \|x - y\|^2.$$

This can equivalently be stated in the following form

$$z(x, y)^\top \underbrace{\begin{bmatrix} H^\top H - \rho I & H^\top G \\ G^\top H & G^\top G \end{bmatrix}}_B z(x, y) \leq 0.$$

Since $z(x, y)^\top A z(x, y) \geq 0$ for all x, y , by imposing $B + A \preceq 0$, we will have $z(x, y)^\top B z(x, y) \leq 0$ for all x, y .

Detailed Derivation of (11) If f and g are L_f - and L_g -Lipschitz, respectively, then $f \circ g$ and $f + g$ (assuming compatible dimensions), is $(L_f \cdot L_g)$ -Lipschitz, and $(L_f + L_g)$ -Lipschitz, respectively [19]. Using these properties:

1. $x \mapsto Hx$ is $\|H\|$ -Lipschitz.
2. $x \mapsto \phi(x)$ is β -Lipschitz,

$$\|\phi(x) - \phi(x')\|_p = \left(\sum_{i=1}^n |\varphi(x_i) - \varphi(x'_i)|^p \right)^{1/p} \leq \beta \left(\sum_{i=1}^n |x_i - x'_i|^p \right)^{1/p} = \beta \|x - x'\|_p.$$

3. $x \mapsto (G \circ \phi \circ W)x$ is $(\beta \|G\| \|W\|)$ -Lipschitz.
4. Finally, from 1. and 3., $x \mapsto Hx + G\phi(Wx)$ is $(\|H\| + \beta \|G\| \|W\|)$ -Lipschitz.

Proof of Proposition 2

Proposition 2 Suppose $WW^\top \preceq \frac{2\rho}{(\alpha+\beta)^2} T^{-1}$ for some $\rho > 0$ and some diagonal positive definite T . Then the following function is $\sqrt{\rho}$ -Lipschitz.

$$h(x) = \sqrt{\rho}x - \frac{\alpha + \beta}{\sqrt{\rho}} W^\top T \phi(Wx). \quad (10)$$

Proof For a given $\rho > 0$, the LMI in (9) ensures that h is $\sqrt{\rho}$ -Lipschitz. By choosing $H = \sqrt{\rho}I$ and $G = -\frac{\alpha+\beta}{\sqrt{\rho}} W^\top T$, this LMI simplifies to

$$M(\rho, T) := \begin{bmatrix} -2\alpha\beta W^\top T W & 0 \\ 0 & -2T + \frac{(\alpha+\beta)^2}{\rho} T W W^\top T \end{bmatrix} \preceq 0. \quad (20)$$

Since $-2\alpha\beta W^\top T W \preceq 0$ holds for any $T \succ 0$, the LMI (20) is equivalent to $WW^\top \preceq \frac{2\rho}{(\alpha+\beta)^2} T^{-1}$.

Remark The condition $T \succ 0$ can be relaxed to $T \succeq 0$. We noted that given the aforementioned choice of the parameters, the LMI (9) is equivalent to $T W W^\top T \preceq \frac{2\rho}{(\alpha+\beta)^2} T$. If we restrict the choice of T to be zero on certain indices denoted by $J \subset \{1, \dots, n_1\}$, then this condition is equivalent to $(WW^\top)_{J^c} \preceq \frac{2\rho}{(\alpha+\beta)^2} T_{J^c}^{-1}$, where J^c is the complement of J , and for a matrix A , A_{J^c} is the principal minor of A , i.e., the submatrix that remains after removing rows and columns with indices in J .

Proof of Proposition 3

Proposition 3 Consider a single-layer residual structure given by $h(x) = Hx + G\phi(Wx)$. Suppose $\phi: \mathbb{R}^{n_1} \rightarrow \mathbb{R}^{n_1}$, $\phi(x) = [\varphi(x_1) \cdots \varphi(x_{n_1})]$, where φ is slope restricted in $[\alpha, \beta]$. Then h is Lipschitz continuous with constant $\|H + \frac{\alpha+\beta}{2} GW\| + \frac{\beta-\alpha}{2} \|G\| \|W\| \leq L_{\text{naive}}$.

Proof Since φ is slope-restricted in $[\alpha, \beta]$, by definition we can write (see [30, 42] for more context on slope-restricted activation functions),

$$\alpha \leq \frac{\varphi(x) - \varphi(x')}{x - x'} \leq \beta \quad \forall x \neq x'.$$

Subtracting $\frac{\alpha+\beta}{2}$ from both sides, we obtain $-\frac{\beta-\alpha}{2} \leq \frac{\varphi(x) - \varphi(x') - \frac{(\alpha+\beta)}{2}(x-x')}{x-x'} \leq \frac{\beta-\alpha}{2}$, or, equivalently, $|\varphi(x) - \varphi(x') - \frac{(\alpha+\beta)}{2}(x-x')| \leq \frac{\beta-\alpha}{2} |x-x'|$. In words, the transformed nonlinearity $\varphi(x) - \frac{\alpha+\beta}{2}x$ is $(\beta-\alpha)/2$ -Lipschitz but is no longer monotone.

Define $\psi(x) = \phi(x) - \frac{\alpha+\beta}{2}x$. By the preceding inequality, we can conclude that ψ is Lipschitz with constant $(\beta - \alpha)/2$:

$$\begin{aligned} \|\phi(x) - \phi(x') - \frac{\alpha + \beta}{2}(x - x')\|_p &= \left(\sum_{i=1}^{n_1} |\varphi(x_i) - \varphi(x'_i) - \frac{\alpha + \beta}{2}(x_i - x'_i)|^p \right)^{1/p} \\ &\leq \left(\sum_{i=1}^{n_1} \left(\frac{\beta - \alpha}{2}\right)^p |x_i - x'_i|^p \right)^{1/p} \\ &= \frac{\beta - \alpha}{2} \|x - x'\|_p. \end{aligned}$$

Using the definition of ψ , we can rewrite h as

$$h(x) = (H + \frac{\alpha + \beta}{2}GW)x + G\psi(Wx).$$

We can now compute a Lipschitz constant for h as follows,

$$\begin{aligned} \|h(x) - h(x')\| &= \|(H + \frac{\alpha + \beta}{2}GW)(x - x') + G(\psi(Wx) - \psi(Wx'))\| \\ &\leq \|(H + \frac{\alpha + \beta}{2}GW)(x - x')\| + \|G(\psi(Wx) - \psi(Wx'))\| \\ &\leq \underbrace{(\|H + \frac{\alpha + \beta}{2}GW\| + \frac{\beta - \alpha}{2}\|G\|\|W\|)}_{L_{LT}} \|x - x'\| \end{aligned}$$

Finally, we can write

$$L_{LT} \leq \|H\| + \frac{\alpha + \beta}{2}\|GW\| + \frac{\beta - \alpha}{2}\|G\|\|W\| \leq \|H\| + \beta\|G\|\|W\| = L_{naive},$$

where the first and second inequalities follow from the sub-additive and sub-multiplicative properties of matrix norms, respectively. The proof is complete.

On the Optimality of Loop Transformation In the proof of Proposition 3 (and its multi-layer counterpart Theorem 3), we shifted the nonlinearity by $\frac{\alpha+\beta}{2}x$ and showed that this indeed improves the naive bound. However, it is not clear whether this is optimal in the sense of obtaining the tightest upper bound on the Lipschitz constant. To study this formally, we consider the shifted nonlinearity $\psi(x) = \phi(x) - \gamma x$, where γ is to be determined. We first note that ψ is Lipschitz with constant $\max\{|\alpha - \gamma|, |\beta - \gamma|\}$. Next, we can decompose $h(x) = Hx + G\phi(Wx)$ as

$$h(x) = (H + \gamma GW)x + G\psi(Wx)$$

Now a bound on the Lipschitz constant of h can be found by

$$\begin{aligned} \|h(x) - h(x')\| &= \|(H + \gamma GW)(x - x') + G(\psi(Wx) - \psi(Wx'))\| \\ &\leq \|(H + \gamma GW)(x - x')\| + \|G(\psi(Wx) - \psi(Wx'))\| \\ &\leq \underbrace{(\|H + \gamma GW\| + \max\{|\alpha - \gamma|, |\beta - \gamma|\}\|G\|\|W\|)}_{L_1(\gamma)} \|x - x'\|. \end{aligned}$$

While the optimal value of γ that minimizes $L_1(\gamma)$ is not analytic in general, in special cases, we can obtain analytic solutions. We discuss one such case below.

Suppose $H = 0$. Then we can write

$$L_1(\gamma) = |\gamma|\|GW\| + \max\{|\alpha - \gamma|, |\beta - \gamma|\}\|G\|\|W\|$$

If $\gamma \leq 0$, we have

$$L_1(\gamma) = -\gamma\|GW\| + (\beta - \gamma)\|G\|\|W\| = \beta\|G\|\|W\| - \gamma(\|GW\| + \|G\|\|W\|)$$

Hence, the minimum value of $L_1(\gamma) = \beta\|G\|\|W\|$ is achieved when $\gamma = 0$. This optimal value corresponds to the naive bound.

Now if $0 \leq \gamma \leq (\alpha + \beta)/2$, we can write

$$L_1(\gamma) = \gamma\|GW\| + (\beta - \gamma)\|G\|\|W\| = \gamma(\|GW\| - \|G\|\|W\|) + \beta\|G\|\|W\|.$$

Since $\|GW\| \leq \|G\|\|W\|$, the minimum value of $L_1(\gamma)$ is obtained when $\gamma = (\alpha + \beta)/2$.

Finally, when $\gamma \geq (\alpha + \beta)/2$, we have

$$L_1(\gamma) = \gamma\|GW\| + (\gamma - \alpha)\|G\|\|W\| = \gamma(\|GW\| + \|G\|\|W\|) - \alpha\|G\|\|W\|.$$

In this case, the optimal value occurs when $\gamma = (\alpha + \beta)/2$.

In conclusion, when $H = 0$, $\gamma = (\alpha + \beta)/2$ is the optimal solution and the corresponding optimal value is

$$L_1(\gamma = (\alpha + \beta)/2) = \frac{\alpha + \beta}{2}\|GW\| + \frac{\beta - \alpha}{2}\|G\|\|W\|.$$

Proof of Theorem 2

Theorem 2 Suppose there exists a diagonal T that satisfies $G^\top G \preceq T$. Then a Lipschitz constant of (8) in ℓ_2 norm is given by

$$L_{\text{LT-SDP}}(T) = \|H + \frac{\alpha + \beta}{2}GW\|_2 + \frac{\beta - \alpha}{2}\|W^\top TW\|_2^{\frac{1}{2}}.$$

Proof Note that ψ is slope bounded between $-\frac{\beta - \alpha}{2}$ and $\frac{\beta - \alpha}{2}$. As a result, the formulation of LipSDP for $G\psi(Wx)$ is

$$\begin{bmatrix} \frac{(\beta - \alpha)^2}{2}W^\top TW - \rho I & 0 \\ 0 & -2T + G^\top G \end{bmatrix} \preceq 0.$$

This is equivalent to the satisfying

$$\begin{cases} \frac{(\beta - \alpha)^2}{2}W^\top TW \preceq \rho I, \\ G^\top G \preceq 2T. \end{cases}$$

By choosing a diagonal positive semidefinite T that satisfies $G^\top G \preceq 2T$, the smallest feasible ρ is $\rho = \frac{(\beta - \alpha)^2}{2}\|W^\top TW\|_2$. Therefore, a Lipschitz constant of $G\psi(Wx)$ is $\frac{\beta - \alpha}{\sqrt{2}}\|W^\top TW\|_2^{0.5}$. By redefining $T \leftarrow \frac{1}{2}T$, we arrive at the final statement of the theorem.

Proof of Lemma 1

Lemma 1 Consider the sequences in (14). Define $\hat{H}_k := H_k + \frac{\alpha + \beta}{2}G_k W_k$ for $k = 0, \dots, L - 1$.⁶ Then

$$y_{k+1} = W_{k+1}\hat{H}_k \cdots \hat{H}_0 x_0 + \sum_{j=0}^k W_{k+1}\hat{H}_k \cdots \hat{H}_{j+1}G_j\psi(y_j) \quad k = 0, \dots, L - 1. \quad (15)$$

Proof First, apply the loop transformation to rewrite x_{k+1} as

$$x_{k+1} = H_k x_k + G_k \phi(y_k) = \underbrace{\left(H_k + \frac{\alpha + \beta}{2}G_k W_k\right)}_{\hat{H}_k} x_k + G_k \psi(y_k)$$

Since $y_k = W_k x_k$, we can write

$$\begin{aligned} y_{k+1} &= W_{k+1}x_{k+1} = W_{k+1}\hat{H}_k x_k + W_{k+1}G_k\psi(y_k) \\ &= W_{k+1}\hat{H}_k \hat{H}_{k-1}x_{k-1} + W_{k+1}G_k\psi(y_k) + W_{k+1}\hat{H}_k G_{k-1}\psi(y_{k-1}) \\ &= \cdots \\ &= W_{k+1}\hat{H}_k \cdots \hat{H}_0 x_0 + \sum_{j=0}^k W_{k+1}\hat{H}_k \cdots \hat{H}_{j+1}G_j\psi(y_j) \end{aligned}$$

⁶Note that we let $\hat{H}_k \cdots \hat{H}_{j+1}|_{j=k} = I$.

Proof of Theorem 3

Theorem 3 Let $m_k, k \geq 1$ be defined recursively as

$$m_{k+1} = \|W_{k+1}\hat{H}_k \cdots \hat{H}_0\| + \frac{\beta - \alpha}{2} \sum_{j=0}^k \|W_{k+1}\hat{H}_k \cdots \hat{H}_{j+1}G_j\|m_j \quad (16)$$

with $m_0 = \|W_0\|$. Then m_k is a Lipschitz constant of $x_0 \mapsto y_k, k = 0, \dots, L-1$. In particular, m_L is a Lipschitz constant of the neural network $x_0 \mapsto y_L = x_L$.

Proof Starting from (15), we can use the fact that a Lipschitz constant of the composition (respectively addition) of two functions is the product (respectively sum) of their Lipschitz constants:

$$\begin{aligned} & \|y_{k+1} - \tilde{y}_{k+1}\| \\ & \leq \|(W_{k+1}\hat{H}_k \cdots \hat{H}_0)(x_0 - \tilde{x}_0)\| + \sum_{j=0}^k \|(W_{k+1}\hat{H}_k \cdots \hat{H}_{j+1}G_j)(\psi(y_j) - \psi(\tilde{y}_j))\| \\ & \leq \|W_{k+1}\hat{H}_k \cdots \hat{H}_0\| \|x_0 - \tilde{x}_0\| + \frac{\beta - \alpha}{2} \sum_{j=0}^k \|W_{k+1}\hat{H}_k \cdots \hat{H}_{j+1}G_j\| \|y_j - \tilde{y}_j\| \\ & \leq \underbrace{\left(\|W_{k+1}\hat{H}_k \cdots \hat{H}_0\| + \frac{\beta - \alpha}{2} \sum_{j=0}^k \|W_{k+1}\hat{H}_k \cdots \hat{H}_{j+1}G_j\| m_j \right)}_{m_{k+1}} \|x_0 - \tilde{x}_0\|. \end{aligned}$$

We now show that the sequence (16) produces upper bounds that are no worse than the naive upper bound.

Proposition 4 Consider the sequence (16). Then we have

$$m_k \leq \|W_k\| \underbrace{\prod_{j=0}^{k-1} (\|H_j\| + \beta \|G_j\| \|W_j\|)}_{:=L_k}$$

where L_k is the naive bound on the Lipschitz constant of $x_0 \mapsto x_k$, i.e., the product of the norms of the layers.

Proof To prove this proposition, we use induction on k . The base step of the induction is established in proposition 3. Assuming true for $k \leq K$, i.e., $m_k \leq \|W_k\|L_{k-1} \forall k \leq K$, we will prove $m_{K+1} \leq \|W_{K+1}\|L_K$.

First, we define \tilde{m}_k^i ($1 \leq i \leq k$) as the upper bound on the Lipschitz constant of y_k when we apply loop transformation to the last i activation layers and then calculate an upper bound on the Lipschitz constant using the m_j and $L_j, j \geq k-i$. For example, \tilde{m}_k^1 is when only the final activation has had the loop transformation applied on it, i.e.,

$$y_{k+1} = W_{k+1}\hat{H}_k x_k + W_{k+1}G_k \psi(y_k),$$

which yields

$$\tilde{m}_{k+1}^1 = \|W_{k+1}\hat{H}_k\|L_k + \frac{\beta - \alpha}{2} \|W_{k+1}G_k\|m_k.$$

Using the definition, it is evident that $\tilde{m}_k^k = m_k$.

$$\begin{aligned} \tilde{m}_{k+1}^0 &= \|W_{k+1}H_k\|L_k + \beta \|W_{k+1}G_k\|m_k \\ &\leq \|W_{k+1}\| (\|H_k\|L_k + \beta \|G_k\|m_k) \\ &\leq \|W_{k+1}\| (\|H_k\| + \beta \|G_k\| \|W_k\|) L_k \\ &= \|W_{k+1}\|L_{k+1} \end{aligned}$$

Next, we can now prove that $\tilde{m}_k^{i+1} \leq \tilde{m}_k^i$. For $i = 0$, the proof simply follows from proposition 3. For $i \geq 1$, consider when we have applied the loop transformation to i layers. We will have an equation in the following form

$$y_k = A'_{k-i}x_{k-i} + \sum_{j=k-i}^{k-1} A_{k-j}\psi(y_{k-j}) \quad (21)$$

where the matrices A_i and A'_i are just used to simplify the equation instead of the actual matrices that show up after applying the loop transform in each step. We have

$$\tilde{m}_k^i = \|A'_{k-i}\|L_{k-i} + \frac{\beta - \alpha}{2} \sum_{j=k-i}^{k-1} \|A_{k-j}\|m_{k-j}.$$

Now, if we were to replace for x_{k-i} and apply the loop transform one more step, instead of (21) we would have

$$\begin{aligned} y_k &= A'_{k-i}(\hat{H}_{k-i-1}x_{k-i-1} + G_{k-i-1}\psi(y_{k-i-1})) + \sum_{j=k-i}^{k-1} A_{k-j}\psi(y_{k-j}) \\ &= A'_{k-i-1}x_{k-i-1} + \sum_{j=k-i-1}^{k-1} A_{k-j}\psi(y_{k-j}), \end{aligned}$$

where we have defined $A'_{k-i-1} = A'_{k-i}\hat{H}_{k-i-1}$ and $A_{k-i-1} = A'_{k-i}G_{k-i-1}$. We then have:

$$\begin{aligned} \tilde{m}_k^{i+1} &= \|A'_{k-i-1}\|L_{k-i-1} + \frac{\beta - \alpha}{2} \sum_{j=k-i-1}^{k-1} \|A_{k-j}\|m_{k-j} \\ &\leq \|A'_{k-i}\|(\|\hat{H}_{k-i-1}\|L_{k-i-1} + \frac{\beta - \alpha}{2}\|G_{k-i-1}\|m_{k-i-1}) \\ &\quad + \frac{\beta - \alpha}{2} \sum_{j=k-i}^{k-1} \|A_{k-j}\|m_{k-j} \\ \xrightarrow[\text{hypothesis}]{\text{induction}} &\leq \|A'_{k-i}\|(\|\hat{H}_{k-i-1}\| + \frac{\beta - \alpha}{2}\|G_{k-i-1}\|\|W_{k-i-1}\|)L_{k-i-1} \\ &\quad + \frac{\beta - \alpha}{2} \sum_{j=k-i}^{k-1} \|A_{k-j}\|m_{k-j} \\ \xrightarrow[3]{\text{proposition}} &\leq \|A'_{k-i}\|(\|H_{k-i-1}\| + \beta\|G_{k-i-1}\|\|W_{k-i-1}\|)L_{k-i-1} \\ &\quad + \frac{\beta - \alpha}{2} \sum_{j=k-i}^{k-1} \|A_{k-j}\|m_{k-j} \\ &= \|A'_{k-i}\|L_{k-i} + \frac{\beta - \alpha}{2} \sum_{j=k-i}^{k-1} \|A_{k-j}\|m_{k-j} = \tilde{m}_k^i \end{aligned}$$

As a result, $m_{K+1} = \tilde{m}_{K+1}^{K+1} \leq \tilde{m}_{K+1}^0 \leq \|W_{K+1}\|L_{K+1}$. This concludes the proof.

Additional discussion For Theorem 3, we unrolled the sequence $\{y_k\}$ and then applied loop transformation on the nonlinearities. In principle, we can unroll the sequence $\{x_k\}$ and bound the Lipschitz constant of the maps $x_0 \mapsto x_k$.

Lemma 2 The following identity holds for $x_k, k = 0, \dots, L-1$,

$$x_{k+1} = \hat{H}_k \cdots \hat{H}_0 x_0 + \sum_{j=0}^k \hat{H}_k \cdots \hat{H}_{j+1} G_j \psi(W_j x_j) \quad (22)$$

where $\hat{H}_k := H_k + \frac{\alpha + \beta}{2} G_k W_k$ for $k = 0, \dots, L-1$.⁷

⁷Note that we let $\prod_{j=k}^k \hat{H}_k \cdots \hat{H}_{j+1} = I$.

The proof of lemma 2 is similar to lemma 1. We are now ready to state our result for the multi-layer case.

Theorem 4 Let $m'_k, k \geq 0$, be defined recursively as

$$m'_{k+1} = \|\hat{H}_k \cdots \hat{H}_0\|_2 + \frac{\beta - \alpha}{2} \sum_{j=0}^k \|W_j^\top T_{k,j} W_j\|_2^{0.5} m'_j,$$

with $m'_0 = 1$, where $T_{k,j}$ are diagonal matrices satisfying $(\hat{H}_k \cdots \hat{H}_{j+1} G_j)^\top (\hat{H}_k \cdots \hat{H}_{j+1} G_j) \preceq T_{k,j}$. Then m'_k is a Lipschitz constant of $x_0 \mapsto x_k, k = 0, \dots, L$. In particular, m'_L is a Lipschitz constant of the neural network $x_0 \mapsto x_L$.

Proof The proof follows by induction. The base step is established in Theorem 2. Assuming true for $k \leq K$, consider eq. (22) for $k = K$ and apply LipSDP on each nonlinearity term via the introduction of diagonal matrices $T_{k,j}$. As established in theorem 2, by imposing $(\hat{H}_k \cdots \hat{H}_{j+1} G_j)^\top (\hat{H}_k \cdots \hat{H}_{j+1} G_j) \preceq T_{k,j}$, $\frac{\beta - \alpha}{2} \|W_j^\top T_{k,j} W_j\|_2^{0.5} m_j$ is a Lipschitz constant of $\hat{H}_k \cdots \hat{H}_{j+1} G_j \psi(W_j x_j)$. This concludes the proof.

Remark Using the recursion provided by Lemma 1, we provided Lipschitz constants m_k for the map $x_0 \mapsto y_k$ in Section 3.1. We note that had we used the recursion given by Lemma 2, the resulting Lipschitz constants \hat{m}_i for the map $x_0 \mapsto x_i$ would have been inferior. To see this, note that we have

$$\hat{m}_{k+1} = \|\hat{H}_k \cdots \hat{H}_0\| + \frac{\beta - \alpha}{2} \sum_{j=0}^k \|\hat{H}_k \cdots \hat{H}_{j+1} G_j\| \|W_j\| \hat{m}_j.$$

Note that $m_1 = \|W_1 \hat{H}_0\| + \frac{\beta - \alpha}{2} \|W_1 G_0\| m_0 = \|W_1 \hat{H}_0\| + \frac{\beta - \alpha}{2} \|W_1 G_0\| \|W_0\| \leq \|W_1\| \hat{m}_1$.

$$\hat{m}_{k+1} = \|\hat{H}_k \cdots \hat{H}_0\| + \frac{\beta - \alpha}{2} \sum_{j=0}^k \|\hat{H}_k \cdots \hat{H}_{j+1} G_j\| \|W_j\| \hat{m}_j.$$

Now, note that $m_0 = \hat{m}_1$. Also, since $m_1 = \|W_1 \hat{H}_0\| + \frac{\beta - \alpha}{2} \|W_1 G_0\| m_0$, we have $m_1 \leq \|W_1\| m_0 = \|W_1\| \hat{m}_1$. Using induction, we have

$$\begin{aligned} m_{k+1} &= \|W_{k+1} \hat{H}_k \cdots \hat{H}_0\| + \frac{\beta - \alpha}{2} \sum_{j=0}^k \|W_{k+1} \hat{H}_k \cdots \hat{H}_{j+1} G_j\| m_j \\ &\leq \|W_{k+1}\| \|\hat{H}_k \cdots \hat{H}_0\| + \frac{\beta - \alpha}{2} \sum_{j=0}^k \|W_{k+1}\| \|\hat{H}_k \cdots \hat{H}_{j+1} G_j\| m_j \\ &\leq \|W_{k+1}\| \|\hat{H}_k \cdots \hat{H}_0\| + \frac{\beta - \alpha}{2} \sum_{j=0}^k \|W_{k+1}\| \|\hat{H}_k \cdots \hat{H}_{j+1} G_j\| \|W_j\| \hat{m}_j \\ &\leq \|W_{k+1}\| \hat{m}_{k+1}. \end{aligned}$$

This shows that using the modified notation provides a better Lipschitz estimate.

Batch Normalization, Softmax, and Other Layers The current formulation of our improved Lipschitz estimation algorithm is applicable to architectures consisting of convolutional, fully connected, and slope-restricted activation layers. Furthermore, batch normalization layers are also supported as they are affine,

$$x_i \leftarrow \gamma_i \frac{x_i - \mu_i}{\sqrt{\sigma_i^2 + \epsilon}} + \beta_i,$$

where σ_i and μ_i are the standard deviation and the mean of the current mini-batch (or a running average), respectively, and γ_i and β_i are learnable parameters. These layers can essentially be treated like any other fully-connected or convolutional layer in the algorithm. Furthermore, if the batch normalization layer is next to a linear layer, then for Lipschitz calculation, it can be absorbed into that layer (as it is common to do for a fully-trained network during deployment).

As shown in [42], the softmax function is slope-restricted in $[0, 1]$. This follows from the fact that the softmax function is the gradient of the LSE function, which is convex with 1-Lipschitz gradient. As a result, softmax layers can be handled without any modification to the algorithm.

In future work, we will explore how other common layers can be embedded in our framework.

Non-Residual Networks We study the improved Lipschitz estimation algorithm for the system defined in (14) in the special case in which the matrices H_k and G_k are zero and identity matrices of appropriate sizes, respectively. The mCnF architectures used in the experiments of this work are examples of such networks. The structure is simply given by

$$\begin{aligned} y_0 &= W_0 x \\ y_k &= W_k \phi(y_{k-1}), \quad k = 1, \dots, L. \end{aligned} \quad (23)$$

We have the following corollaries for this special case.

Proposition 5 The following identity holds for $y_k, k = 1, \dots, L - 1$

$$\begin{aligned} y_k &= W_k \psi(y_{k-1}) + \frac{\alpha + \beta}{2} W_k W_{k-1} \psi(y_{k-2}) + \left(\frac{\alpha + \beta}{2}\right)^2 W_k W_{k-1} W_{k-2} \psi(y_{k-3}) \\ &\quad + \dots + \left(\frac{\alpha + \beta}{2}\right)^{k-1} W_k \dots W_1 \psi(y_0) + \left(\frac{\alpha + \beta}{2}\right)^k W_k \dots W_0 x \end{aligned}$$

As a result, we have the following proposition.

Proposition 6 Let m_k be a Lipschitz constant of $x \mapsto y_k, k = 1, \dots, L$. Then

$$m_k = \frac{\beta - \alpha}{2} \sum_{i=1}^k \left(\frac{\alpha + \beta}{2}\right)^{k-i} \|W_k \dots W_i\| m_{i-1} + \left(\frac{\alpha + \beta}{2}\right)^k \|W_k \dots W_0\|. \quad (24)$$

with $m_0 = \|W_0\|$. In particular, m_L is a Lipschitz constant of the neural network $x \mapsto y_L$.

The proofs for these special cases are similar to their general cases.

Comparison with [56] For the special case of non-residual networks, i.e., $H_i = 0, \forall i$, and when $\alpha = 0$ and $\beta = 1$, our result recovers Proposition 4.3.iv of [56]. To see this, define

$$J_{k,i} = \{(j_1, \dots, j_i) | 0 < j_i < \dots < j_1 \leq k\}$$

$$(j_1, \dots, j_i) \in J_{k,i} : \sigma_{k,(j_1, \dots, j_i)} = \|W_k \dots W_{j_1}\| \|W_{j_1-1} \dots W_{j_2}\| \dots \|W_{j_i-1} \dots W_0\|$$

with $\sigma_{k,\emptyset} = \|W_k \dots W_0\|$.

Proposition 7 Let $\alpha = 0$ and $\beta = 1$ and consider m_k as in Proposition 6. Define θ_k as follows

$$\theta_k = \frac{1}{2^k} (\|W_k \dots W_0\| + \sum_{i=1}^k \sum_{(j_1, \dots, j_i) \in J_{k,i}} \sigma_{k,(j_1, \dots, j_i)}).$$

Then $\theta_k = m_k$.

Proof Proof by induction. The base step is easily verified by checking that

$$\theta_1 = \frac{1}{2} (\|W_1 W_0\| + \|W_1\| \|W_0\|) = \frac{1}{2} (\|W_1 W_0\| + \|W_1\| m_0) = m_1.$$

Assume true by the induction hypothesis that $\theta_k = m_k$ for $k \leq K - 1$. We have

$$\begin{aligned}
\theta_K &= \frac{1}{2^K} \left(\|W_K \cdots W_0\| + \sum_{i=1}^K \sum_{(j_1, \dots, j_i) \in J_{K,i}} \sigma_{K,(j_1, \dots, j_i)} \right) \\
&= \frac{1}{2^K} \left(\|W_K \cdots W_0\| + \sum_{i=1}^K \sum_{j_1=i}^K \sum_{(j_2, \dots, j_i) \in J_{j_1-1, i-1}} \sigma_{K,(j_1, \dots, j_i)} \right) \\
&= \frac{1}{2^K} \left(\|W_K \cdots W_0\| + \sum_{i=1}^K \sum_{j_1=i}^K \sum_{(j_2, \dots, j_i) \in J_{j_1-1, i-1}} \|W_K \cdots W_{j_1}\| \sigma_{j_1-1, (j_2, \dots, j_i)} \right) \\
&= \frac{1}{2^K} \left(\|W_K \cdots W_0\| \right. \\
&\quad \left. + \sum_{j_1=1}^K \|W_K \cdots W_{j_1}\| \underbrace{\left(\sigma_{j_1-1, \emptyset} + \sum_{i=2}^{j_1} \sum_{(j_2, \dots, j_i) \in J_{j_1-1, i-1}} \sigma_{j_1-1, (j_2, \dots, j_i)} \right)}_{\theta_{j_1-1}} \right) \text{(Interchange sums)} \\
&= \frac{1}{2^K} \left(\|W_K \cdots W_0\| + \sum_{j_1=1}^K \|W_K \cdots W_{j_1}\| m_{j_1-1} \right) = m_K.
\end{aligned}$$

It is straightforward to extend our formulation to also derive Theorem 4.2 of [56].

Compared to [56], our derivation lends itself to efficient implementation due to its recursive nature. Furthermore, as our algorithm calculates the Lipschitz constants of all principal subnetworks, i.e., the maps $x_0 \mapsto y_k, k = 0, \dots, L$, it saves on a lot of repeated computations for applications that require Lipschitz constants of all principal subnetworks. Finally, our method can be easily adapted to compute local Lipschitz constants. We will explore these aspects in future works.

A.4 Implementation

Theorem 3 states a method to calculate an upper bound on the Lipschitz constant of a general neural network in any norm. To implement the algorithm, we would need to calculate a multitude of matrix-matrix multiplications and then compute their norms. This can be computationally expensive when large matrices are involved, especially convolution layers which require the formation of the equivalent Toeplitz matrix. This seems to limit the application of the method to small networks without convolutional layers, but using the power iteration, we can circumvent the need for calculating matrix-matrix multiplications by performing much more inexpensive matrix-vector multiplications. We acknowledge that this efficient implementation is only applicable to ℓ_2 norms. For future work, we will investigate if similar tricks can be used for other norms such as ℓ_∞ .

Power Iteration Calculating the ℓ_2 norm of a general rectangular matrix can be performed by using the *power iteration* [25]. For a given linear layer with weight W , or convolutional layer with equivalent Toeplitz weight matrix W (refer to [25] for details on how to construct W from the kernels), the power method update rule is given by $x \leftarrow W^\top W x$. As stated in [25], for networks consisting of linear and convolutional layers, the operation $W^\top W x$ is equivalent to first a forward propagation of x through the layer with weight W , and then a backward propagation through the same layer. As a result, calculating the Lipschitz constant amounts to a set of forward and backward propagations through the layers.

To multiply several matrices, it suffices to consider the sequential linear network constructed by layers corresponding to the matrices and performing forward and backward passes on this network, as outlined in Algorithm 1⁸. Furthermore, building on the observations of [5, 20], if we save the vector

⁸The indexing $j = m, \dots, 1$ means that the variable j starts from m and decreases one by one until it reaches 1.

x in Algorithm 1 in memory during training, then the number of power iterations (the parameter N) does not need to be large. This argument is based on the fact that after each iteration of training, the change in the weights of the network is relatively small, and performing only a few iterations of the power method would suffice throughout the overall training process.

Efficient Computation of Pair-wise Lipschitz Bounds The derived lower bound (4) on the certified radius requires the calculation of the $K - 1$ Lipschitz constants $L_{yi}, \forall i \neq y$ for each data point x having label y (recall that L_{yi} is the global Lipschitz constant of $z_y(x; \theta) - z_i(x; \theta)$). As L_{yi} is a global constant, it can be used for any data point x' with the same label y . Since each mini-batch of the training data typically contains data points from all classes (especially on smaller datasets like MNIST and CIFAR-10), for each mini-batch, we calculate all possible pairwise Lipschitz constants $L_{ij}, i \neq j$ (a total of $K(K - 1)/2$ constants⁹), and then, compute the lower bounds for all the data points in the mini-batch.

We note that $L_{ij} \leq \sqrt{2}L$ and $L_{ij} \leq L_i + L_j$, where L and L_i are the Lipschitz constants of the network (the logit vector $z(x; \theta)$) and the i -th logit ($z_i(x; \theta)$), respectively. These upper bounds would reduce the number of Lipschitz calculations in each mini-batch from $K(K - 1)/2$ to 1 and K , respectively, as pursued in prior work [5, 19]. However, these upper bounds would be relatively loose, as reported in Table 2. In the following, we will discuss our approach to computing the L_{ij} s more efficiently.

Consider the network structure (14). As L_{ij} is the Lipschitz constant of $z_i(x; \theta) - z_j(x; \theta) = (u_i - u_j)^\top z(x; \theta)$, and as $z(x; \theta) = y_L = x_L = H_{L-1}x_{L-1} + G_{L-1}\phi(y_{L-1})$, we have

$$(u_i - u_j)^\top z(x; \theta) = \underbrace{((u_i - u_j)^\top H_{L-1})}_{H_{ij}} x_{L-1} + \underbrace{((u_i - u_j)^\top G_{L-1})}_{G_{ij}} \phi(y_{L-1}) \quad (25)$$

As a result, calculating L_{ij} amounts to calculating the Lipschitz constant of a network whose last layer's weights have been modified to H_{ij} and G_{ij} . As Eq. (25) shows, the difference between L_{ij} and L_{kl} is simply in the last layer. Using the naive Lipschitz bound, i.e.,

$$L_{ij} = (\|H_{ij}\| + \beta\|G_{ij}\|\|W_{L-1}\|) \prod_{k=0}^{L-2} (\|H_k\| + \beta\|G_k\|\|W_k\|),$$

it is evident that the calculation for different pairs has much in common and we can cache the common term in memory and prevent redundant computations.

⁹Note that $L_{ij} = L_{ji}$

Algorithm 1 Multi-matrix power iteration.

Input Matrices A_1, \dots, A_m , number of power iterations N .

Output The spectral norm $\|A_m A_{m-1} \dots A_1\|_2$.

Randomly initialize x .

for $i = 1, \dots, N$ **do**

for $j = 1, \dots, m$ **do**

$x \leftarrow A_j x$

 ▷ Perform forward pass

end for

for $j = m, \dots, 1$ **do**

$x \leftarrow A_j^\top x$

 ▷ Perform backward pass

end for

$x \leftarrow \frac{x}{\|x\|_2}$

end for

for $j = 1, \dots, m$ **do**

$x \leftarrow A_j x$

end for

return $\|x\|_2$

A careful analysis of Eq. (16) reveals that the previous structure is also present in our improved method and the values of m_k are the same for all $k = 0, \dots, L-1$ and only m_L changes for different pairs of (i, j) . Given that we defined $W_L = I$, the formulation for the pairwise Lipschitz constants using our improved method is

$$L_{ij} = \|(u_i - u_j)^\top \hat{H}_{L-1} \cdots \hat{H}_0\| + \frac{\beta - \alpha}{2} \sum_{j=0}^{L-1} \|(u_i - u_j)^\top \hat{H}_{L-1} \cdots \hat{H}_{j+1} G_j\| m_j \quad (26)$$

There is still one more aspect of the Lipschitz calculation algorithm (16) that we can exploit, which due to parallel GPU-based implementation, reduces the practical run time to that of the naive estimation algorithm. We will discuss this next.

Since our experiments are only of the simpler structure (23), and as the explanation of the parallel implementation is simpler on this structure, we provide the details for this case here. Extrapolating these details to the more general structure (14) follows a similar framework and the same general idea. To better portray the architecture that we can utilize for parallel implementation, let's consider a neural network with $L = 3$ and consider the computations required to calculate m_0, m_1 , and m_2 (the calculation of m_3 will use another observation that does not completely need this portion of the parallel implementation). We have the following

$$\begin{aligned} m_0 &= \|W_0\| \\ m_1 &= \frac{\beta - \alpha}{2} \|W_1\| m_0 + \|W_1 W_0\| \\ m_2 &= \frac{\beta - \alpha}{2} \|W_2\| m_1 + \frac{\beta - \alpha}{2} \|W_2 W_1\| m_0 + \|W_2 W_1 W_0\| \end{aligned}$$

As we will use the power method, let $x_{ij}, i = 0, \dots, L-1, j = 0, \dots, i$ be the (Eigen)vector saved for the power method of calculating the j th norm from the end in the i th equation, i.e., $x_{00}, x_{10}, x_{11}, x_{20}, x_{21}, x_{22}$ are the (eigen)vectors used for $\|W_0\|, \|W_1 W_0\|, \|W_1\|, \|W_2 W_1 W_0\|, \|W_2 W_1\|$, and $\|W_2\|$, respectively. We can then note that concerning Algorithm 1, we will need to perform a forward pass of x_{00}, x_{10} , and x_{20} through W_0 . Then we need to perform a forward pass of $(W_0 x_{10}), (W_0 x_{20})$ ¹⁰, x_{11} , and x_{21} through W_1 . Finally, we need to perform a forward pass of $(W_1 (W_0 x_{20})), (W_1 x_{21})$, and x_{22} through W_2 . Then, similarly, we need to perform backward passes where we can use the same kind of batched inputs, i.e., perform a backward pass of $(W_2 (W_1 (W_0 x_{20}))), (W_2 (W_1 x_{21})),$ and $(W_2 x_{22})$ through W_2 , a backward pass of $(W_1 (W_0 x_{10})), (W_2^\top (W_2 (W_1 (W_0 x_{20}))), W_1 x_{11}$, and $(W_2^\top (W_2 (W_1 x_{21})))$ through W_1 , and so on. Performing this for N times satisfies the first for-loop of Algorithm 1. Figure 3 portrays the batch implementation for this toy example. It then suffices to do another forward pass of this scheme and extract the norms. We present this procedure in Algorithm 2^{11 12 13 14 15}.

The final important observation is that calculating the pairwise Lipschitz constant L_{ij} amounts to calculating the Lipschitz constant of a network with final layer weight $(u_i - u_j)^\top W_L$, which is a $1 \times n_{L-1}$ matrix. Therefore, $(u_i - u_j)^\top W_L \cdots W_k$ will also be a matrix of similar dimensions $1 \times n$ for a suitable n . The calculation of the ℓ_2 norm of such a matrix amounts to calculating the ℓ_2

¹⁰The parentheses are shown to emphasize the order of operations.

¹¹We use the Python language standard for indexing. Indexing starts from 0, and negative indices iterate through the object from the end. Note that all indexing in the algorithm only considers the batched dimension and does not affect the data axes.

¹²The function `Concat` takes as input two x and y and concatenates them in the batch dimension such that the index corresponding to y comes after the index for x .

¹³In this algorithm we have used the notation of Wx and $W^\top x$ for applying a layer with weight on x on a forward and backward pass, respectively, for simplicity. As proven in [25], for convolutional layers, these operations are equivalent to simply applying `Conv` and `Conv_Transpose` with the weight W . The functions for these transforms are readily available in deep learning libraries such as PyTorch

¹⁴Although Algorithm 2 uses many nested for-loops, in practice, many of the for-loops are handled by being able to index many objects at once. For example, in performing the forward pass, the two nested for-loops for variables j and k are handled using a single call on the variable y_i .

¹⁵As it can be inferred from [25], the calculation of the ℓ_2 norm of a non-batched tensor x with more than one dimension is performed by flattening the vector to a single dimensional vector and then taking the ℓ_2 norm.

Algorithm 2 Improved Lipschitz Batched Implementation

Input Layer weights W_0, \dots, W_{L-1} , number of power iterations N , saved (eigen)vectors $x_{ij}, i = 0, \dots, L-1, j = 0, \dots, i$.

Output $\|W_i \dots W_j\|$ for $i = L-1, \dots, 0, j = i, \dots, 0$

```

for pCounter = 1,  $\dots$ ,  $N$  do
   $x = []$  ▷ Initialize power iteration variable
  for  $i = 0, \dots, L-1$  do ▷ Perform forward passes
    for  $j = 0, \dots, i-1$  do
      for  $k = 1, \dots, L-1-i$  do
         $x \leftarrow \text{Concat}([x, y_i[j * (L-i+1) + k]])$  ▷ Add vectors that need to continue
      end for
    end for
    for  $j = i, \dots, L-1$  do
       $x \leftarrow \text{Concat}([x, x_{ji}])$ 
    end for
     $y_{i+1} = W_i x$ 
  end for ▷ Finished forward passes

  for  $i = L-1, \dots, 0$  do ▷ Perform backward passes
     $y'_i = W_i^\top y_i$ 
    for  $j = L-1, \dots, i$  do
       $x_{j,i} = y'_i[-1 - (L-1-j)]$  ▷ Remove finished components
    end for
    for  $j = 0, \dots, i-1$  do
      for  $k = 1, \dots, L-1-i$  do
         $y_{i-1}[j * (L-i+1) + k] = y'_i[j * (L-i) + k - 1]$  ▷ Update  $y_{i-1}$  for next step of
      end for
    end for
  end for ▷ Finished backward passes
  Normalize every  $x_{ij}$  in  $\ell_2$  norm.
end for ▷ Finish update of (eigen)vectors using power iteration

   $x = []$  ▷ Final forward pass to extract norms
  for  $i = 0, \dots, L-1$  do
    for  $j = 0, \dots, i-1$  do
      for  $k = 1, \dots, L-1-i$  do
         $x \leftarrow \text{Concat}([x, y_i[j * (L-i+1) + k]])$  ▷ Add vectors that need to continue
      end for
    end for
    for  $j = i, \dots, L-1$  do
       $x \leftarrow \text{Concat}([x, x_{ji}])$ 
    end for
     $y_{i+1} = W_i x$ 
    for  $j = 0, \dots, i$  do
       $\|W_i \dots W_j\|_2 \leftarrow \|y_{i+1}[j * (L-i)]\|_2$  ▷ Extract norms
    end for
  end for

```

norm of the vector $W_k^\top \dots W_L^\top (u_i - u_j)$. Comparing this with the backward passes mentioned in Algorithm 1, it is clear that this amounts to passing the vector $u_i - u_j$ backward from the weights W_L, \dots, W_k . This also abolishes the need for performing the power iteration for computations involving the last layer. We present the final algorithm in Algorithm 3¹⁶. Our implementation utilizes

¹⁶Note that Algorithm 3 can also be implemented in a batched format as the two outer for-loops can be removed by introducing a proper x . As this is similar to the idea in Algorithm 2, we have left it out to simplify the exposition.

Algorithm 3 Pairwise improved Lipschitz calculation

Input Layer weights W_0, \dots, W_L , number of classes K , number of power iterations N , saved (eigen)vectors $x_{ij}, i = 0, \dots, L-1, j = 0, \dots, i$.

Output Pairwise Lipschitz constants L_{ij}

Calculate the values $m_i, i = 0, \dots, L-1$ by using Algorithm 2 on the weights W_0, \dots, W_{L-1} with (eigen)vectors $x_{ij}, i = 0, \dots, L-1, j = 0, \dots, i$ and then using equation (24).

```

Initialize  $x = []$ 
for  $i = 1, \dots, K-1$  do
  for  $j = i+1, \dots, K$  do
     $x \leftarrow \text{Concat}([x, u_i - u_j])$ 
  end for
end for
for  $k = L, \dots, 0$  do
   $x \leftarrow W_k^\top x$ 
  batchIndex  $\leftarrow 0$ 
  for  $i = 1, \dots, K-1$  do
    for  $j = i+1, \dots, K$  do
       $\|(u_i - u_j)^\top W_L \cdots W_k\|_2 \leftarrow \|x[\text{batchIndex}]\|_2$ 
      batchIndex  $\leftarrow \text{batchIndex} + 1$ 
    end for
  end for
end for
Calculate pairwise Lipschitz constants using (26)
  
```

all the mentioned points.

Computational Complexity To ease exposition, we state the arguments for the simpler case of calculating the Lipschitz constant of the whole network of architecture (23) and then extend them to pairwise Lipschitz calculation. The analysis can be extrapolated to the residual architecture of the paper.

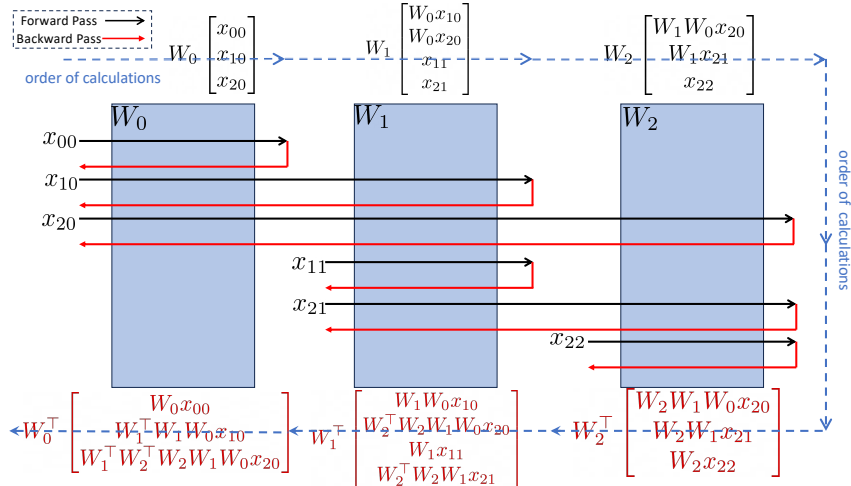


Figure 3: Illustration of using mini-batching for parallelizing the power iteration process of our proposed algorithm on the proposed toy example. The black lines and equations represent the calculations for the forward propagation and the red are for the backward propagation. In this figure, the vertical stacking operation $\begin{bmatrix} x \\ y \end{bmatrix}$ represents concatenation in the mini-batch dimension.

For the naive Lipschitz estimation method, we need to calculate $L + 1$ matrix norms $\|W_i\|, i = 0, \dots, L$. To calculate each norm using the power method, we need to calculate $W^\top Wx$ N times and then calculate Wx . This results in $2N + 1$ forward passes through either W or W^\top . As a result, for the full network, this would simply become $(L + 1)(2N + 1)$ passes through different weights. As our method requires the norm calculation of matrices that may be the multiplication of several matrices, to provide the same complexity we need to count the number of matrices that show up for each m_i . It is easy to see that if $m_i, i < k$ are calculated, then to calculate m_k one needs to calculate $k + 1$ new matrix norms in which a total of $\frac{(k+1)(k+2)}{2}$ matrices appear. For example, m_2 includes the terms W_2, W_2W_1 , and $W_2W_1W_0$, which totals 6 matrices. Put together, we see that the complexity, in terms of the number of passes through different weights, is

$$\sum_{i=0}^L (2N + 1) \frac{(i + 1)(i + 2)}{2} = \frac{(2N + 1)(L + 1)(L + 3)(L + 5)}{6}. \quad (27)$$

We note that extending the analysis to pairwise Lipschitz calculation is straightforward. For the naive Lipschitz estimation algorithm, instead of $(L + 1)(2N + 1)$ passes, we will require $L(2N + 1) + \binom{k_m}{2}$ passes through different weights, where k_m is the number of classes in the current mini-batch. If we need to calculate all the pairwise Lipschitz constants then k_m is equal to the total number of classes. The reason for this change is that the pairwise Lipschitz calculation only modifies the last weight of the network, i.e., to calculate L_{ij} we essentially modify the last weight of the network to become $(u_i - u_j)^\top W_L$. But as all the previous calculations are the same for different pairs and since the calculation of $\|(u_i - u_j)^\top W_L\|$ only involves passing the vector $u_i - u_j$ backward through the weight W_L , the new calculations show up as additive terms. Similarly, for LipLT, the summation in (27) would be up until $L - 1$ instead of L and then, $\binom{k_m}{2} \frac{(L+1)(L+2)}{2}$ extra backward passes are required through different weights.

Time Complexity If parallelization is not possible, then the computational complexities presented in the previous paragraph also represent the time complexities. However, if we use the parallelization that GPUs enable, so that we can propagate several vectors through a weight in a single time unit, then using the recurrent structure in the algorithm, we can obtain much better time complexities. Here, we assume that calculating Wx requires a single time unit.

Based on the explanation for Alg. 2, if we were to use the algorithm for the whole network, we find that the number of passes through different weights is the same as the naive Lipschitz estimation algorithm. We only need to take into account the time required for indexing and concatenation. Based on Alg. 2, for the forward pass of weight W_i , we first need to concatenate vectors that are continuing from the previous weight W_{i-1} to the new vectors that have to also pass W_i , and after calculating W_ix , we need to index the vectors that do not need to pass through the following W_{i+1} and concatenate them. Following the logic of the algorithm, it can be seen that for weight W_i , $(i + 1)(L + 1)$ vectors need to be concatenated, and after passing W_i , $(i + 1)$ will be indexed and concatenated as they do not need to pass W_{i+1} . The backward pass is similar. So $\mathcal{O}(\sum_{i=0}^L (i + 1)(L + 2)) = \mathcal{O}(L^3)$ concatenations are needed. However, as the time required for a pass through a weight matrix is far larger than the time required for indexing and concatenation, the time complexity remains $\mathcal{O}(LN)$; this is the same as the naive Lipschitz estimation algorithm.

For the pairwise Lipschitz calculations, given that all the $m_i, i < L$ have been computed, we only need to pass $\binom{k_m}{2}$ vectors backward through the last layer or all the layers for the naive method or LipLT, respectively. Thus the respective time complexities, using GPU parallelization, are $\mathcal{O}(LN + \binom{k_m}{2})$ and $\mathcal{O}(LN + L\binom{k_m}{2})$.

Techniques to Reduce Time Complexity Although the parallel implementation provides a significant boost for the LipLT algorithm, having too many classes can nonetheless impose a heavy load on the implementation. For example, in our experiments for Tiny-Imagenet, we let $N = 1$, but the number of total pairwise Lipschitz constants is around 20,000. As a result, the term $\mathcal{O}(L\binom{k_m}{2})$ dominates the complexity. In here we simply outline several simple workarounds to avoid this surge in complexity. Our proposals are as follows:

1. Network Lipschitz constant: Calculate the Lipschitz constant M of the whole network, and then note that $L_{ij} \leq \sqrt{2}M$. As discussed in the preceding, the time complexity of the parallel implementation is $\mathcal{O}(LN)$.
2. Per class Lipschitz constants: Calculate the Lipschitz constant of each class L_i and then note that $L_{ij} \leq L_i + L_j$. Similar to the implementation of the pairwise Lipschitz, the per-class Lipschitz calculation also only modifies the last layer. As a result, with the parallel implementation, the time complexity becomes $\mathcal{O}(LN + LK)$.
3. Last layer naive Lipschitz constants: Calculate the \hat{M} Lipschitz constant of the network until the penultimate layer using LipLT. View the last layer, with the corresponding vector multiplication, i.e., $(u_i - u_j)^\top W_L$ as a separate function, and multiply the Lipschitz constants. Then $L_{ij} \leq \hat{M} \|(u_i - u_j)^\top W_L\|$. The time complexity then becomes the same as the naive implementation $\mathcal{O}(LN + \binom{k_m}{2})$.

The above methods provide ways to further overapproximate the pairwise Lipschitz constants to save time. There is currently another level of redundancy that we have not exploited and we can further modify the implementation of the training algorithm to take advantage of it. As mentioned previously, there are $\binom{k_m}{2}$ pairwise Lipschitz constants that need to be calculated for a given mini-batch having k_m different labels. For smaller datasets such as MNIST or CIFAR-10, each mini-batch will probably have all different K labels. However, for even slightly larger datasets this is not the case. That is, as long as the batch size is less than the number of classes, then each mini-batch will only have a subset of the different labels. For example, for Tiny-Imagenet, if we choose the common batch size of 128, then each mini-batch will only contain at most 128 different labels. As a result, with correct implementation, we would only need to calculate $\binom{k_m}{2}$ pairwise Lipschitz constants, rather than $\binom{K}{2}$. Following this observation, we propose a modification to the data loaders. The data loaders would choose a smaller subset of all the labels, and then provide k_m random samples from those labels. It may be of concern whether this will alter the training and the convergence. We will investigate this in future works.

B Experiments

B.1 Experiment Details

In this section, we will introduce the models, hyperparameters, and further details of the implementation for § 4. We conducted the experiments on a single NVIDIA A100 GPU with 40GB of RAM¹⁷. For the ablation studies of this section, we fix a single random seed and report the results.

B.1.1 ℓ_2 Robustness

CRM Hyperparameters For all datasets we use $g(x, y; \theta, t) = \begin{cases} -R_t^{\text{soft}}(x, y; \theta) & R(x, y; \theta) \leq r_0 \\ 0 & R(x, y; \theta) > r_0 \end{cases}$, where t is the smoothing parameter and r_0 is a truncation parameter. The choice of (t, r_0, λ) for MNIST, CIFAR-10, Tiny-Imagenet are $(5, 2.2, 30)$, $(5, 0.2, 15)$, and $(12, 0.2, 150)$, respectively, where λ is the regularization constant.

Taking advantage of the full capacity of CRM requires the calculation of pairwise Lipschitz constants between any pair of classes. For MNIST and CIFAR-10 we use LipLT to do so. For Tiny-Imagenet, as the number of classes is relatively large, bounding the pairwise Lipschitz would be computationally heavy. To mitigate this, we use LipLT up until the penultimate layer and then use the naive Lipschitz estimate for the last linear layer.

¹⁷Hosted by the Advanced Research Computing at Hopkins (ARCH) core facility (rockfish.jhu.edu), supported by the National Science Foundation (NSF) grant number OAC1920103.

Architectures We use architectures of the form $mCnF$, where m indicates the number of convolutional layers and n is the number of fully connected layers that follow. Each layer is followed by an element-wise ReLU activation function. Convolutional layers are of the form $C(c, k, s, p)$, where c is the number of filters, k is the size of the square kernel, s is the stride length, and p is the symmetric padding. Fully connected layers are of the form $L(n)$, where n is the number of output neurons of this layer. The used architectures are as follows:

- 4C3F: $C(32, 3, 1, 1)$, $C(32, 4, 2, 1)$, $C(64, 3, 1, 1)$, $C(64, 4, 2, 1)$, $L(512)$, $L(512)$, $L(10)$
- 6C2F: $C(32, 3, 1, 1)$, $C(32, 4, 2, 1)$, $C(64, 3, 1, 1)$, $C(64, 4, 2, 1)$, $C(64, 3, 1, 1)$, $C(64, 4, 2, 1)$, $L(512)$, $L(10)$
- 8C2F: $C(64, 3, 1, 1)$, $C(64, 3, 1, 0)$, $C(64, 4, 2, 0)$, $C(128, 3, 1, 1)$, $C(128, 3, 1, 1)$, $C(128, 4, 2, 0)$, $C(256, 3, 1, 1)$, $C(256, 4, 2, 0)$, $L(256)$, $L(200)$

We note that the 4C3F and 6C2F architectures above are the same as those defined in [20]. However, the 8C2F architecture is slightly modified in the padding numbers (the number of filters and neurons are unchanged) to accommodate the LipLT algorithm.

Optimizer We use the Adam optimizer [68] in the PyTorch library. We set the following parameters as constants for the optimizer: $\beta_1, \beta_2 = (0.9, 0.999)$, `amsgrad`: False, `eps` = 10^{-7} . For the learning rate, we start with a learning rate lr_0 and train with a constant learning rate until epoch `lr_decay` and then decay the learning rate by an appropriate multiplier γ such that it reaches a final learning rate lr_f on the last epoch of the training. We denote this schedule as (lr_0, lr_f, lr_decay) .

Power Method Following the arguments in [5, 20, 23], using saved initializations of the (eigen)vectors for the power method, only a small number of N iterations are required for each call to the power method. The choice is usually set as values from $\{1, 2, 5, 10\}$. The hyperparameter *power iterations* in Table 3 refers to the choice of this value. We study the effects of this parameter in Table 4. For each dataset in this table, we fix a hyperparameter setting and only change the number of power iterations in different runs.

Warm-up We empirically found that it is necessary to have an initial round of normal (non-regularized) training in which the network is simply trained to achieve higher clean accuracies. We found that if the model was not allowed to reach an initial non-random clean accuracy before the onset of robust training, the model would either train poorly to a much lower accuracy or not train

Table 3: Choice of hyperparameters for different architectures and datasets.

	4C3F	6C2F	8C2F
Learning rate	$(10^{-3}, 10^{-8}, 200)$	$(10^{-3}, 10^{-6}, 200)$	$(10^{-4}, 10^{-6}, 100)$
Batch size	512	512	256
Epochs	500	400	300
Power iterations	10	5	5
Warm-up	1	10	10
Data augmentation	(0, 0)	(5, 0.1)	(20, 0.2)

Table 4: Effect of the number of power iterations on accuracy.

Number of power iterations N	MNIST (4C3F)			CIFAR-10 (6C2F)			Tiny-Imagenet (8C2F)		
	Clean	PGD	Certified	Clean	PGD	Certified	Clean	PGD	Certified
1	95.39	86.25	57.94	74.04	71.58	63.27	22.34	21.76	16.78
2	95.54	86.49	59.15	74.86	71.97	63.72	24.4	23.38	17.94
5	95.91	86.95	61.64	74.82	72.31	64.16	23.97	23.04	17.98
10	95.98	87.15	61.98	74.13	71.57	63.77	23.84	22.44	17.66

at all. On the other hand, we also noticed that in certain scenarios having a long initial warm-up phase could also prevent the robust training altogether, i.e., although the robust loss value would be significant in comparison to the normal loss, the training process could not increase the verified accuracy of the model. We found that a small warm-up of around 10 epochs is enough. For MNIST, as the model would reach accuracies of more than 90% in a single epoch, we only perform a single epoch of warm-up training.

Data Augmentation Using a similar strategy as previous works [5, 20], we perform data augmentation on CIFAR-10 and Tiny-Imagenet datasets. We only perform rotations and translations. We say the data augmentation parameters are (d, t) if every data point is randomly rotated between $[-d, d]$ degrees and translated by a ratio of t in each axis. For implementation, we use the `torchvision.transforms.RandomAffine` function of the PyTorch library.

PGD To evaluate the adversarial accuracy of the different models we use the method of [4]. We run the algorithm for 100 iterations with a constant step size of 0.001.

B.1.2 Ablation Study

Here we present the results of different runs with several hyperparameters. The results for MNIST, CIFAR-10, and Tiny-Imagenet are provided in Tables 5, 6, and 7, respectively.

One main takeaway from these experiments is that for a given value of the smoothness parameter t , if the regularization parameter λ is not large enough, the model only trains for normal accuracy and does not present any robustness guarantees and fails with a verified accuracy of 0.

An important parameter that we study is the choice of r_0 . The effects of changing this parameter are portrayed in the aforementioned tables. To provide further insight, we plot the histogram of the certified radii in Fig. 4 for MNIST and CIFAR-10. As r_0 increases, the certified radius tends to increase, and this effect is best portrayed for the results on CIFAR-10, i.e., Fig. 4b. But as the results in Tables 5 and 6 show, this increase in certified radii may be accompanied by a decrease in the clean accuracy of the model due to the trade-off between the two goals of robustness and accuracy.

Effect of Different Components We study the effect of the different components of the algorithm on the training of CIFAR-10. Table 8 reflects these experiments. We consider the effect of different proxies for the pairwise Lipschitz calculation, i.e., using per class Lipschitz constant or the network’s Lipschitz constant to acquire an upper bound the pairwise Lipschitz constants (the rows of tab. 8), the effectiveness of the new LipLT method versus the naive method (1st vs 3rd column of tab. 8), and the effect of using the soft lower bound $\underline{R}_t^{soft}(x, y; \theta)$ versus the hard lower bound $\underline{R}(x, y; \theta)$ (1st vs 2nd column). For the hard radius experiment, we further alter the choice of the function h

Table 5: Sensitivity to CRM hyperparameters on MNIST (4C3F)

	Hyperparameter setting	Clean (%)	PGD (%)	Certified (%)
Original setting	$t = 5, \lambda = 30, r_0 = 2.2$	95.98	87.15	61.98
Effect of λ	$t = 5, \lambda = 40, r_0 = 2.2$	95.98	86.76	62.23
	$t = 5, \lambda = 20, r_0 = 2.2$	96.26	88.46	62.4
Effect of r_0	$t = 5, \lambda = 30, r_0 = 1.6$	97.33	90.16	59.33
	$t = 5, \lambda = 30, r_0 = 2.0$	96.42	88.19	61.64
	$t = 5, \lambda = 30, r_0 = 2.5$	95.4	85.76	61.41
Effect of t	$t = 3, \lambda = 15, r_0 = 2.2$	95.6	86.84	61.07
	$t = 3, \lambda = 3, r_0 = 2.2$	96.31	87.62	60.7
	$t = 10, \lambda = 50, r_0 = 2.2$	92.26	87.37	61.92
	$t = 0.1, \lambda = 1500, r_0 = 2.2$	11.35	11.35	11.35

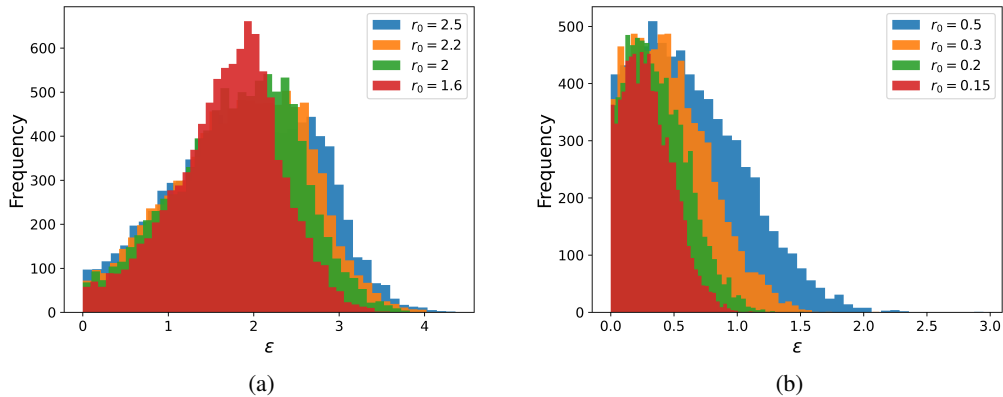


Figure 4: Comparison of the effect of the parameter r_0 on the certified radius of test data points for (a) MNIST and (b) CIFAR-10.

Table 6: Sensitivity to CRM hyperparameters on CIFAR-10 (6C2F)

Hyperparameter setting		Clean (%)	PGD (%)	Certified (%)
Original setting	$t = 5, \lambda = 15, r_0 = 0.2$	74.82	72.31	64.16
Effect of λ	$t = 5, \lambda = 1, r_0 = 0.2$	83.19	73.45	0.0
	$t = 5, \lambda = 5, r_0 = 0.2$	82.87	73.57	0.0
	$t = 5, \lambda = 20, r_0 = 0.2$	72.0	69.67	62.65
	$t = 5, \lambda = 50, r_0 = 0.2$	67.32	64.94	59.68
Effect of r_0	$t = 5, \lambda = 15, r_0 = 0.15$	75.66	73.2	63.47
	$t = 5, \lambda = 15, r_0 = 0.3$	71.4	69.03	63.46
	$t = 5, \lambda = 15, r_0 = 0.5$	66.79	64.79	60.99
Effect of t	$t = 3, \lambda = 10, r_0 = 0.2$	83.64	74.26	0.0
	$t = 3, \lambda = 20, r_0 = 0.2$	68.38	65.95	60.68
	$t = 7, \lambda = 20, r_0 = 0.2$	74.03	71.54	63.07
	$t = 7, \lambda = 50, r_0 = 0.2$	69.87	67.43	61.15
	$t = 10, \lambda = 30, r_0 = 0.2$	74.08	71.61	62.92
	$t = 10, \lambda = 100, r_0 = 0.2$	68.49	66.04	59.64

Table 7: Sensitivity to CRM hyperparameters on Tiny-Imagenet (8C2F)

Hyperparameter setting		Clean (%)	PGD (%)	Certified (%)
Original setting	$t = 12, \lambda = 150, r_0 = 0.2$	23.97	23.04	17.98
Effect of λ	$t = 12, \lambda = 100, r_0 = 0.2$	41.22	30.58	0.0
	$t = 12, \lambda = 130, r_0 = 0.2$	24.44	23.2	17.8
	$t = 12, \lambda = 170, r_0 = 0.2$	23.74	22.74	17.66
	$t = 12, \lambda = 200, r_0 = 0.2$	22.1	21.3	16.84
Effect of r_0	$t = 12, \lambda = 150, r_0 = 0.15$	25.34	23.82	18.14
	$t = 12, \lambda = 150, r_0 = 0.3$	22.54	21.38	17.14
Effect of t	$t = 5, \lambda = 110, r_0 = 0.2$	41.54	28.84	0.0
	$t = 5, \lambda = 140, r_0 = 0.2$	16.88	16.36	14.42
	$t = 10, \lambda = 150, r_0 = 0.2$	22.86	22.06	17.56
	$t = 10, \lambda = 180, r_0 = 0.2$	22.36	21.36	17.06
	$t = 15, \lambda = 170, r_0 = 0.2$	24.68	23.68	17.46
	$t = 15, \lambda = 200, r_0 = 0.2$	23.92	22.82	17.7

in the loss function, and instead of using $h(x, y; \theta, t) = \begin{cases} -\underline{R}_t^{\text{soft}}(x, y; \theta, t) & \underline{R}(x, y; \theta) \leq r_0 \\ 0 & \underline{R}(x, y; \theta) > r_0 \end{cases}$, we use $h(x, y; \theta, t) = \begin{cases} \frac{1}{t} e^{-t\underline{R}(x, y; \theta)} & \underline{R}(x, y; \theta) \leq r_0 \\ 0 & \underline{R}(x, y; \theta) > r_0 \end{cases}$ that provided better experimental results for this scenario.

B.1.3 Run Time Analysis

To support the arguments about time complexity in A.4, we analyze the run time of LipLT and its use in the CRM training procedure. For this purpose, we use the `torch.cuda.Event` functionality to accurately time events. We perform the training using either CRM or standard loss functions and with either the naive Lipschitz bound or LipLT. For MNIST and CIFAR-10 we use a batch size of 512 and a batch size of 256 for Tiny-Imagenet. Unless otherwise stated, we use 5 iterations of the power method for the Lipschitz calculations.

Model Depth. We first study the effect of the depth of the model on the Lipschitz calculations. For this, we start with the 6C2F model of CIFAR-10 and increase the number of layers. To save space, we note that all models have the same first 6 convolutional layers. We thus let 6C represent the first 6 convolutional layers that appear in the 6C2F architecture. Furthermore, let $C1 = C(64, 3, 1, 1)$ and $C2 = C(64, 4, 2, 1)$. The tested models are then as follows:

- 7C2F: 6C, C1, L(512), L(10)
- 8C2F: 6C, C1, C2, L(256), L(10)
- 9C2F: 6C, C1, C2, C1, L(256), L(10)
- 9C3F: 6C, C1, C2, C1, L(128), L(128), L(10)
- 9C4F: 6C, C1, C2, C1, L(128), L(128), L(64), L(10)
- 10C4F: 6C, C1, C2, C1, C2, L(64), L(64), L(32), L(10)
- 11C4F: 6C, C1, C2, C1, C2, C1, L(64), L(64), L(32), L(10)

Figure 5 displays the linear trend that we claimed, thanks to the parallel implementation.

Number of power iterations We study the effect of the number of loops for the power method on the run time of the algorithm. To do so, using the corresponding model for each dataset from the original experiments, we clock the time for the calculation of the Lipschitz constant and a full iteration of training using the CRM loss with both the naive Lipschitz bound and LipLT. The experiments use pairwise Lipschitz calculations with the same approximate setting for the larger case of the 8C2F model explained in appendix B.1.1. Figure 6 portrays the results of the experiments. As per the complexity analysis conducted in A.4, the effect of the number of power iterations is linear. To further study the Lipschitz calculation process itself, we consider it in isolation and outside the training loop in Figures 6e and 6f. To do so, we turn off the gradient calculation¹⁸ and only calculate

¹⁸We use the `torch.no_grad()` context manager in Python.

Table 8: Analysis of the effect of the different components of CRM on the accuracy of the trained model.

	Soft Radius			Hard Radius			Naive Lipschitz		
	Clean	PGD	Certified	Clean	PGD	Certified	Clean	PGD	Certified
Pairwise	74.82	72.31	64.16	78.28	75.46	62.62	62.29	60.24	54.68
Per class	64.74	62.85	56.47	77.38	74.88	59.27	58.47	56.47	50.33
Per network	74.00	71.27	63.19	77.56	74.54	61.84	61.6	59.63	53.81

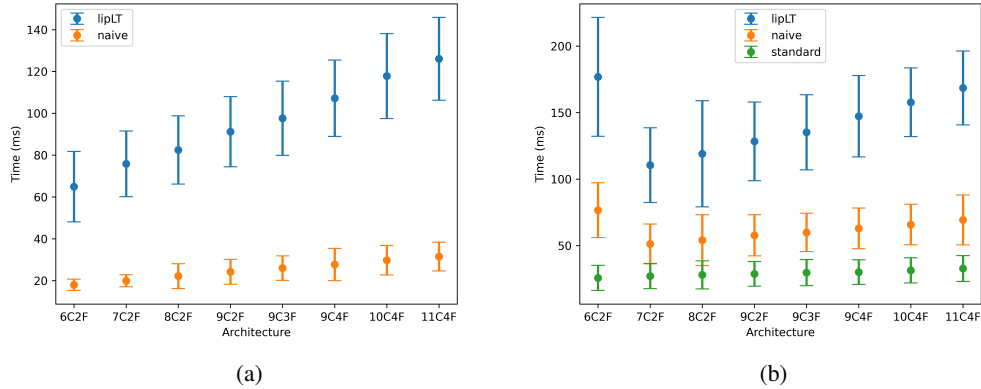


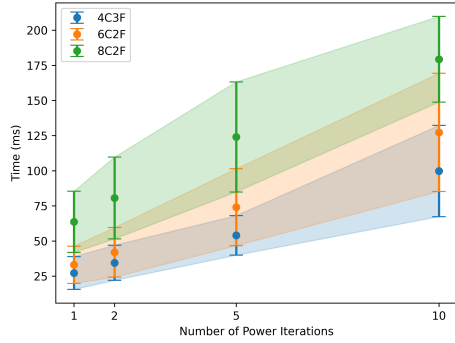
Figure 5: GPU implementation of LipLT depicts the claimed linear time complexity. (a) Time spent on the calculation of pairwise Lipschitz constants. (b) Time for a full iteration of training.

the Lipschitz constant for the given model for many iterations. These figures portray a much more consistent linear growth.

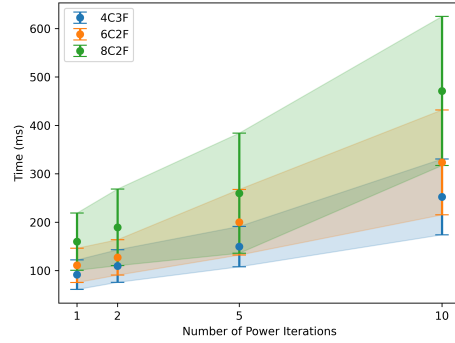
Dataset The complexity analysis provided in A.4 is in terms of the number of passes through different weights of the network, but not in terms of the actual input size. To also provide a study in this regard, we run experiments comparing the effect of the input size. To do so, we fix a general network architecture for all three datasets and only change the number of neurons in the fully connected layers to fit each dataset. We use the 6C2F model of the CIFAR-10 dataset as basis. Figure 7 provides the results of the experiments.

B.1.4 Evolution of Lipschitz Constants

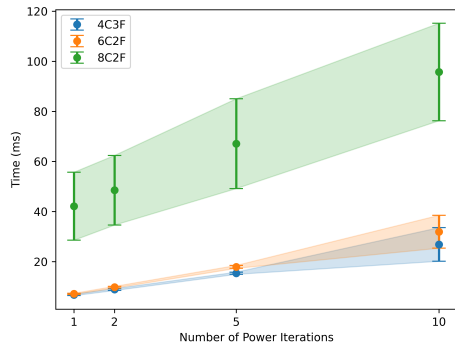
We study the evolution of the average pairwise Lipschitz constants for CIFAR-10 under different training scenarios. Figure 8 provides the results. As evident from the figure, the average pairwise Lipschitz constant grows during the first few iterations as the training includes a warm-up phase, after which the regularizer is added to the loss function. The effect of the learning rate adjustment starting from epoch 200 is also present in all figures, with a larger impact on the standard training. Furthermore, when using the naive Lipschitz estimation for training, we can see that the gap between the naive Lipschitz estimation and LipLT is very small (needless to say that LipLT still provides a smaller Lipschitz constant). We note that in this scenario LipLT does not provide a significant improvement over the naive Lipschitz constants. However, referring to Table 8, using the naive Lipschitz estimate hinders the expressivity of the network and hurts the clean accuracy.



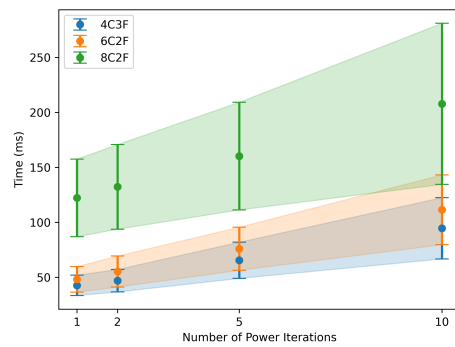
(a) Lipschitz calculation (CRM + LipLT)



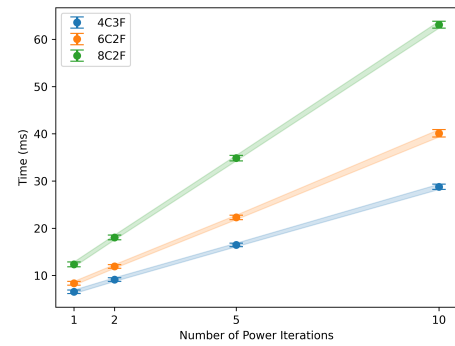
(b) Full iteration (CRM + LipLT)



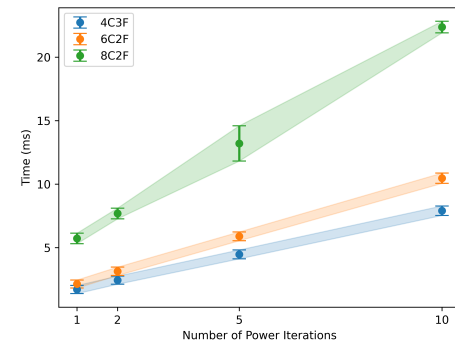
(c) Lipschitz calculation (CRM + naive)



(d) Full iteration (CRM + naive)



(e) LipLT (No gradient)



(f) Naive (No gradient)

Figure 6: Effect of the number of power iterations on the run times of the Lipschitz calculation and the training process for the different datasets. (a, b) CRM + LipLT, (c, d) CRM + Naive. (a, c) Run times for calculating the Lipschitz constants during training. (b, d) Run times for one full training iteration, involving forward propagation, Lipschitz calculation, backward propagation, and weight update. (e/f) Pure LipLT/naive Lipschitz estimation without any gradient calculations. In (e, f) we only evaluate the Lipschitz estimation algorithm outside of the training process and without any gradient flow.

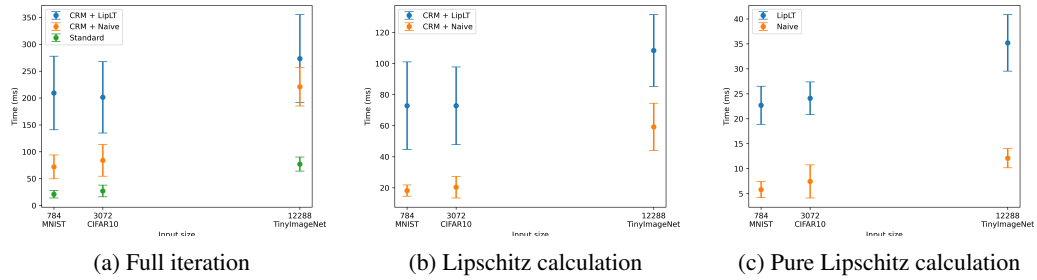


Figure 7: Effect of the input size on the run time of the algorithm. (a) Run time of one full iteration of training. (b) Run time of Lipschitz calculation during training. (c) Pure Lipschitz calculation (no gradient flow) run time.

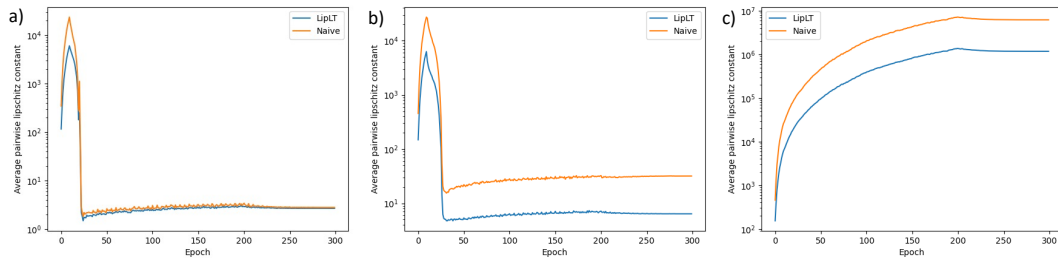


Figure 8: Evolution of the Lipschitz constant over training under different training settings. We calculate the average pairwise Lipschitz constant using both the LipLT and naive Lipschitz estimation methods. (a) CRM + Naive. (b) CRM + LipLT. (c) Standard training.