

PREPARED FOR SUBMISSION TO JINST

CHEF 2019 - CALORIMETRY FOR HIGH ENERGY FRONTIER 2019
25-29 NOVEMBER 2019
FUKUOKA, JAPAN

Performance of the ALICE electromagnetic calorimeters in LHC Runs 1 and 2 and upgrade projects

D. Blau on behalf of ALICE collaboration

*NRC "Kurchatov institute",
123182 Kurchatov sq. 1, Moscow, Russia*

E-mail: dmitry.blau@cern.ch

ABSTRACT: ALICE (A Large Ion Collider Experiment) at the LHC is designed for studies of nuclear matter at extreme temperatures and energy densities, so called Quark-Gluon Plasma (QGP). Two detectors for measurements of electromagnetic signals, high-granularity photon spectrometer PHOS and large acceptance electromagnetic calorimeter EMCal/DCal, are incorporated into the ALICE apparatus. In order to enhance the data sample of the high-energy part of the spectra, a dedicated triggers on high energetic photons or jets are used. High precision measurements of neutral mesons require fine energy and timing calibrations. Photon signal purity is improved using dedicated photon PID criteria based on cluster shape and anti-track matching with the ALICE central tracking system, as well as a special detector located in front of PHOS called CPV.

PHOS and EMCal participated in LHC Run 1 (2009-2013) and Run 2 (2015-2018) during data taking periods of pp, p-Pb and Pb-Pb collisions. We give an overview of their performance in Runs 1 and 2 in low and high multiplicity environments as well as the upgrade plans for future LHC runs.

KEYWORDS: Performance of High Energy Physics Detectors, Calorimeters, Heavy-ion detectors

Contents

1	Introduction	1
2	Trigger system and its performance	2
3	Detector calibration	2
4	Photon identification	3
5	Physics performance	4
6	Upgrade plans	5

1 Introduction

ALICE (A Large Ion Collider Experiment) at the LHC is designed for studies of nuclear matter at extreme temperatures and energy densities, so called Quark-Gluon Plasma (QGP) [1]. In order to study electromagnetic signatures of QGP, it incorporates two kinds of electromagnetic calorimeters: highly granulated photon spectrometer PHOS [2] and large acceptance calorimeter EMCal/DCal [3, 4]. Both are located in the central part of the ALICE detector.

The PHOS spectrometer is an electromagnetic calorimeter based on scintillating PbWO_4 crystals dedicated for precise measurements of spectra, collective flow and correlations of direct photons, and of neutral mesons in ultra-relativistic nuclear collisions at LHC energies. The choice of active media allowed operation in a high multiplicity environment, the ability to reconstruct neutral pions up to very high transverse momenta and to reach excellent energy and spatial resolutions. In order to increase light yield of crystals and further improve the energy resolution, PHOS is cooled to a constant temperature of -25°C . Dedicated L0 and L1 triggers allowed for an increased collected integrated luminosity in data taking. PHOS consists of $3 + 1/2$ modules with total of 12544 channels. A Charged Particle Veto (CPV) detector is designed to reject charged particles from the cluster spectrum. First module of CPV was installed to the detector during the Long Shutdown 1 (LS1) between Run 1 and Run 2. Two more modules are being installed and commissioned during current the Long Shutdown 2 (LS2) for future Run 3 (2021-2025).

EMCal is a sampling calorimeter based on lead/scintillator layers used for the measurement of electrons from heavy flavour decays, and the electromagnetic component of jets, spectra and correlations of isolated direct photons and spectra of neutral mesons. During LS1 EMCal acceptance was enlarged with additional modules, DCal, creating possibilities to study di-jets. In total EMCal/DCal has 17644 cells.

Both calorimeters utilize Avalanche PhotoDiodes (APD) S8664-55 produced by Hamamatsu as photodetectors. The readout system is also very similar and is based on digitization and sampling

with ADC ALTRO which then pass signal to scalable readout units (SRU) via 20-Mb/s p2p links [5]. In order to obtain wide dynamic range, two signal amplification modes, high and low gains (HG and LG), are implemented in separate ADCs. The readout time is 172 μ s independent from event size. Comparison of properties of the two calorimeters of ALICE is shown in Table 1.

Table 1. Summary of PHOS and EMCal properties.

	EMCal/DCal	PHOS
Active element	Sampling 77 layers (1.44 mm Pb, 1.6 mm Sc)	Homogeneous crystals PbWO ₄
Molière radius	3.2 cm	2.0 cm
Photodetector	APD 5 × 5 mm ²	APD 5 × 5 mm ²
Depth	20 X ₀	20 X ₀
Acceptance	Run 1: EMCal: $ \eta < 0.7, 80 < \phi < 180^\circ$ Run 2: EMCal: $ \eta < 0.7, 80 < \phi < 187^\circ$ DCal: $0.22 < \eta < 0.7, 260 < \phi < 320^\circ$ $ \eta < 0.7, 320 < \phi < 327^\circ$	Run 1: $ \eta < 0.12, 260 < \phi < 320^\circ$ Run 2: $ \eta < 0.12, 250 < \phi < 320^\circ$
Granularity	Cell 6 × 6 cm ² $\Delta\phi\Delta\eta = 0.0143 \cdot 0.0143$ rad	Cell 2.2 × 2.2 cm ² $\Delta\phi\Delta\eta = 0.0048 \cdot 0.0048$ rad
Modularity	EMCal: 10+2(1/3) modules DCal: 6(2/3) + 2(1/3) modules 17664 cells	3+1/2 modules 12544 cells
Dynamic range	0-250 GeV	0-100 GeV
Energy resolution	$\sigma_E/E = 4.8\%/E \oplus 11.3\%/\sqrt{E} \oplus 1.7\%$	$\sigma_E/E = 1.8\%/\sqrt{E} \oplus 3.3\%/E \oplus 1.1\%$
Distance from IP	428 cm, 0.7-0.9 X ₀	460 cm, 0.2 X ₀

2 Trigger system and its performance

ALICE calorimeters provide triggers at levels L0 and L1 in order to increase luminosity of high energy signals in data taking [6–8]. Both EMCal and PHOS L0 triggers are fired if the sum of the energy of 4 × 4 cells is larger than a configurable threshold. In the L0 trigger, the typical thresholds are 2.5-9 GeV. The PHOS L1 trigger provides 3 thresholds which is useful to study Pb-Pb collisions. The EMCal L1 trigger has 2 thresholds on photon signals, and 2 thresholds for jets. Thresholds are adjustable depending on collision rate, required trigger rejection factor, readout time. Typical turn-on curves for L0 and L1 triggers in PHOS and EMCal are shown in Figure 1.

3 Detector calibration

Excellent energy and time resolutions of detectors are crucial for measurements of neutral mesons and direct photons, especially in the low- p_T range. In order to achieve this, four mutually dependent procedures for energy calibration were performed: relative gain calibration, absolute energy calibration, nonlinearity correction, and time-dependent calibration correction [9]. For relative gain calibration in PHOS, pre-calibration based on APD gain equalization and fine energy calibration

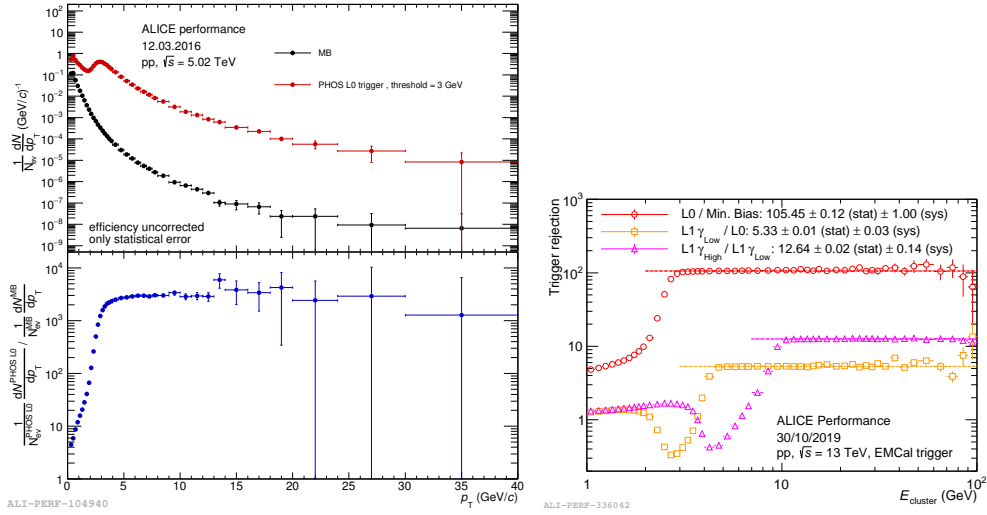


Figure 1. Trigger turn-on curves for PHOS and EMCal.

based on π^0 peak position were used. Absolute energy scale was checked with electrons E/p in PHOS, and with electron beam tests in case of EMCal.

Minimal bunch crossing (BC) interval at LHC is 25 ns. It is important to have good timing calibration in order to discriminate photons produced in triggered BC and in the surrounding BCs. Front-end electronics (FEE) sampling clock frequency is 10 MHz and is synchronized with LHC clock at 40 MHz, but the phase remains unknown. Both relative cell-by-cell and per-run random phase were calculated from physical data, separately for HG and LG channels. Timing distribution in EMCal after calibration is shown in Figure 2, where signals from different BCs are clearly visible.

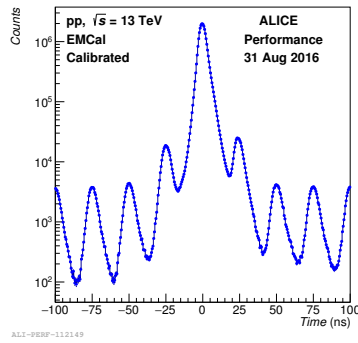


Figure 2. Timing distributions in EMCal after timing calibration procedure.

4 Photon identification

Photon identification in EMCal and PHOS is implemented with two criteria: shower shape and anti-track matching [10]. Shower shape cut is based on 1-dimensional cluster dispersion in EMCal

and 2-dimensional one in PHOS. Typical distribution of 2-dimensional dispersion parameters of clusters in PHOS is shown in Figure 3 (left). Anti-track matching cut is based on distance to the closest extrapolated track from the ALICE central tracking system (CTS) [1]. Distributions of the closest distance between a cluster in PHOS and a track in CTS in two centrality classes of Pb-Pb collisions are shown in Figure 3 (middle, right). Data provided by CPV detector have been proven to offer the possibilities for improvement of the efficiency of the charged-particle rejection [11] and will be fully exploited in the future LHC runs thanks to the enlarged CPV acceptance coverage.

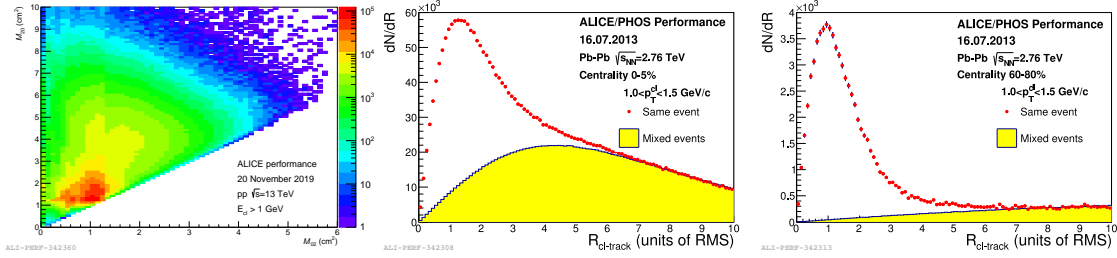


Figure 3. Left: distribution of cluster dispersion parameters [10] in PHOS in pp collisions at 13 TeV. Middle and right: distributions of the closest distance between a cluster in PHOS and a track in CTS in two centrality classes of Pb-Pb collisions. Mixed event distributions show combinatorial background. They are obtained by matching tracks and clusters from different events.

5 Physics performance

Precise measurements of p_T spectra of neutral mesons is important for QCD tests and provide constrains on hadron fragmentation functions and parton distribution functions parameterizations [12, 13]. PHOS and EMCAL are able to reconstruct neutral mesons in low and high multiplicity environments in a wide p_T ranges. Typical two-photon invariant mass distributions are shown in Figure 4. In pp collisions, excellent resolution of PHOS results in π^0 -peak width as low as $\sigma_m^{\pi^0} = 4.56 \pm 0.03 \text{ MeV}/c^2$ [9]. Electrons are identified with high purity in calorimeters by E/p

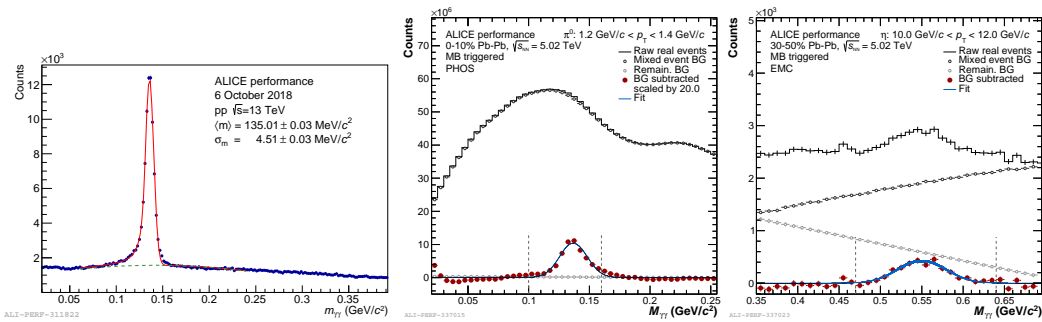


Figure 4. Examples of two-photon invariant mass distribution in PHOS and EMCAL in pp (left) and Pb-Pb collisions (middle and right).

ratio in conjunction with tracking system with dE/dx . Due to wide acceptance and trigger on high-energy electrons, EMCAL contributes to electron measurements at high p_T with high integrated luminosity. PHOS has also the capability to identify electrons. E/p distributions for both PHOS

and EMCal are shown in Figure 5. ALICE results on heavy flavour, i.e. recent measurements of electrons from heavy-flavour hadron decays in p-Pb collisions at $\sqrt{s_{NN}} = 5.02$ TeV [14], heavily rely on EMCal triggering and identification of electrons. One of the goals of EMCal is to trigger on jets and to measure neutral energy of jets. With help of it, fully reconstructed jet spectra are measured in different systems including most recent measurements at 5.02 TeV [15].

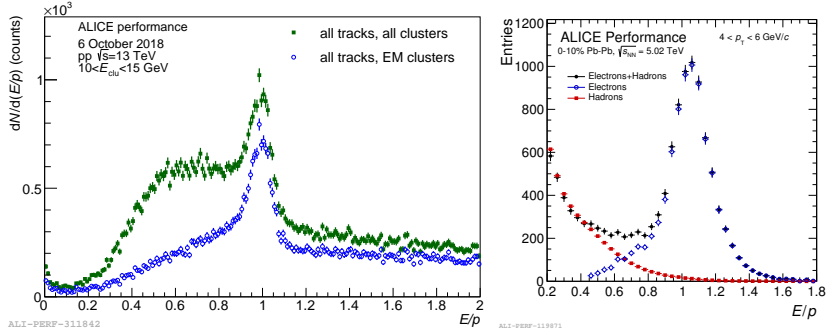


Figure 5. The distribution of the cluster energy to track momentum, E/p ratio, for PHOS (left) and EMCal (right). A peak around unity due to the electron contribution is visible.

6 Upgrade plans

It is currently anticipated that the acceptance of EMCal and PHOS will remain unchanged during the future Runs 3 and 4. But in order to comply with high luminosity requirements of LHC after LS2 upgrade, software for online and offline reconstruction of calorimeters data, data quality control, and calibrations is being prepared within O2 framework [16]. Firmware in readout and trigger electronics is also being modified in order to reduce the readout time.

Run 4 upgrade plans for ALICE calorimetry system include an installation of new forward calorimeter FOCAL [17]. In case of PHOS, R&D studies are ongoing to upgrade its FEE and photodetectors. Test beam studies [18] showed that the most promising solution will be upgrade from APD of 5×5 mm² size to APD of 10×10 mm² size which will allow to keep current energy resolution parameters without need to cool down the whole detector to -25° C. The main advantage of this is a possibility to access the FEE for maintenance during short periods between data taking.

The main purposes of FEE upgrade is to add a timing channel in order to improve time resolution, increase energy dynamic range and produce cards based on modern components. The latter is important for prolongation of the lifespan of the whole detector system. Improvement of time resolution opens possibilities to study direct photons with higher precision. Currently, the prototype of new front-end card is being developed with timing channel on the base of CERN's HPTDC chip [19]. It was tested at CERN during 2017-2018, and energy and time resolutions were measured. Time resolution of about 300 ps was achieved with Hamamatsu multi-pixel photon counter S12572 and about 500 ps with Hamamatsu APD S8664-1010 of size 10×10 mm² [18].

Acknowledgments

This research was supported by the Russian Science Foundation grant 17-72-20234.

References

- [1] ALICE collaboration, *The ALICE experiment at the CERN LHC*, *JINST* **3** (2008) S08002.
- [2] ALICE collaboration, *ALICE Photon Spectrometer (PHOS): technical design report*, CERN-LHCC-99-004, CERN, Geneva (1999).
- [3] ALICE collaboration, *ALICE electromagnetic calorimeter technical design report*, CERN-LHCC-2008-014, CERN, Geneva (2008).
- [4] ALICE collaboration, *ALICE DCal: an addendum to the EMCal technical design report di-jet and hadron-jet correlation measurements in ALICE*, CERN-LHCC-2010-011, CERN, Geneva (2010).
- [5] F. Zhang et al., *Point-to-Point Readout Electronics for the ALICE EMCal Detector*, *NIM A* **735** (2014) 157-162.
- [6] D. Wang et al., *Level-0 trigger algorithms for the ALICE PHOS detector*, *Nucl. Instrum. Meth. A* **629** (2011) 80.
- [7] J. Kral, T. Awes, H. Muller, J. Rak and J. Schambach, *L0 trigger for the EMCal detector of the ALICE experiment*, *Nucl. Instrum. Meth. A* **693** (2012) 261.
- [8] O. Bourrion et al., *The ALICE EMCal L1 trigger first year of operation experience*, *JINST* **8** (2013) C01013.
- [9] ALICE collaboration, *Calibration of the photon spectrometer PHOS of the ALICE experiment*, *JINST* **14** (2019) P05025.
- [10] ALICE collaboration, *ALICE: physics performance report, volume II*, *J. Phys. G* **32** (2006) 1295.
- [11] E. Kondratyuk, *Performance of the ALICE charged-particle veto detector in Pb-Pb and pp collisions at the LHC*, *AIP Conf.Proc.* **2163** (2019) 030007.
- [12] ALICE collaboration, *Neutral pion and η meson production in proton-proton collisions at $\sqrt{s} = 0.9$ TeV and $\sqrt{s} = 7$ TeV*, *Phys. Lett. B* **717** (2012) 162.
- [13] ALICE collaboration, *Neutral pion production at midrapidity in pp and Pb-Pb collisions at $\sqrt{s_{NN}} = 2.76$ TeV*, *Eur. Phys. J. C* **74** (2014) 3108.
- [14] ALICE collaboration, *Measurement of electrons from heavy-flavour hadron decays as a function of multiplicity in p-Pb collisions at $\sqrt{s_{NN}} = 5.02$ TeV*, arXiv:1910.14399 [nucl-ex].
- [15] ALICE collaboration, *Measurements of inclusive jet spectra in pp and central Pb-Pb collisions at $\sqrt{s_{NN}} = 5.02$ TeV*, arXiv:1909.09718 [nucl-ex].
- [16] P. Buncic, M. Krzewicki, P. Vande Vyvre, *Technical Design Report for the Upgrade of the Online-Offline Computing System*, CERN-LHCC-2015-006, CERN, Geneva (2015).
- [17] A.P. de Haas et al., *The FoCal prototype – an extremely fine-grained electromagnetic calorimeter using CMOS pixel sensors*, *JINST* **13** (2018) P01014.
- [18] K.A. Balygin et al., *Use of large-area photodiodes for improving the characteristics of an electromagnetic calorimeter based on lead tungstate crystals*, *Instrum. Exp. Tech.* **61** (2018) 639.
- [19] J. Christiansen, *HPTDC, High Performance Time to Digital Converter version 2.2*, CERN-EP/MIC, CERN, Geneva (2004), <https://cds.cern.ch/record/1067476>