

THE 2014 TEV γ -RAY FLARE OF MRK 501 SEEN WITH H.E.S.S.: TEMPORAL AND SPECTRAL
CONSTRAINTS ON LORENTZ INVARIANCE VIOLATION

(H.E.S.S. COLLABORATION)*

H. ABDALLA,¹ F. AHARONIAN,^{2,3,4} F. AIT BENKHALI,² E.O. ANGÜNER,⁵ M. ARAKAWA,⁶ C. ARCARO,¹ C. ARMAND,⁷
M. ARRIETA,⁸ M. BACKES,^{9,1} M. BARNARD,¹ Y. BECHERINI,¹⁰ J. BECKER TJUS,¹¹ D. BERGE,¹² S. BERNHARD,¹³
K. BERNLÖHR,² R. BLACKWELL,¹⁴ M. BÖTTCHER,¹ C. BOISSON,⁸ J. BOLMONT,¹⁵ S. BONNEFOY,¹² P. BORDAS,²
J. BREGEON,¹⁶ F. BRUN,¹⁷ P. BRUN,¹⁸ M. BRYAN,¹⁹ M. BÜCHELE,²⁰ T. BULIK,²¹ T. BYLUND,¹⁰ M. CAPASSO,²²
S. CAROFF,²³ A. CAROSI,⁷ M. CERRUTI,¹⁵ N. CHAKRABORTY,^{2,*} S. CHANDRA,¹ R.C.G. CHAVES,^{16,†} A. CHEN,²⁴
S. COLAFRANCESCO,²⁴ B. CONDON,¹⁷ I.D. DAVIDS,⁹ C. DEIL,² J. DEVIN,¹⁶ P. DEWILT,¹⁴ L. DIRSON,²⁵ A. DJANNATI-ATAÏ,²⁶
A. DMYTRIEV,⁸ A. DONATH,² V. DOROSHENKO,²² L.O'C. DRURY,³ J. DYKS,²⁷ K. EGBERTS,²⁸ G. EMERY,¹⁵
J.-P. ERNENWEIN,⁵ S. ESCHBACH,²⁰ S. FEGAN,²³ A. FIASSON,⁷ G. FONTAINE,²³ S. FUNK,²⁰ M. FÜSSLING,¹² S. GABICI,²⁶
Y.A. GALLANT,¹⁶ F. GATÉ,⁷ G. GIAVITTO,¹² D. GLAWION,²⁹ J.F. GLICENSTEIN,¹⁸ D. GOTTSCHALL,²² M.-H. GRONDIN,¹⁷
J. HAHN,² M. HAUPT,¹² G. HEINZELMANN,²⁵ G. HENRI,³⁰ G. HERMANN,² J.A. HINTON,² W. HOFMANN,² C. HOISCHEN,²⁸
T. L. HOLCH,³¹ M. HOLLER,¹³ D. HORNS,²⁵ D. HUBER,¹³ H. IWASAKI,⁶ A. JACHOLKOWSKA,^{15,‡} M. JAMROZY,³²
D. JANKOWSKY,²⁰ F. JANKOWSKY,²⁹ L. JOUVIN,²⁶ I. JUNG-RICHARDT,²⁰ M.A. KASTENDIECK,²⁵ K. KATARZYŃSKI,³³
M. KATSURAGAWA,³⁴ U. KATZ,²⁰ D. KERSZBERG,¹⁵ D. KHANGULYAN,⁶ B. KHÉLIFI,²⁶ J. KING,² S. KLEPNER,¹²
W. KLUŻNIAK,²⁷ NU. KOMIN,²⁴ K. KOSACK,¹⁸ S. KRAKAU,¹¹ M. KRAUS,²⁰ P.P. KRÜGER,¹ G. LAMANNA,⁷ J. LAU,¹⁴
J. LEFAUCHEUR,¹⁸ A. LEMIERE,²⁶ M. LEMOINE-GOUMARD,¹⁷ J.-P. LENAIN,¹⁵ E. LESER,²⁸ T. LOHSE,³¹ M. LORENTZ,^{18,*}
R. LÓPEZ-COTO,² I. LYPOVA,¹² D. MALYSHEV,²² V. MARANDON,² A. MARCOWITH,¹⁶ C. MARIAUD,²³ G. MARTÍ-DEVESA,¹³
R. MARX,² G. MAURIN,⁷ P.J. MEINTJES,³⁵ A.M.W. MITCHELL,² R. MODERSKI,²⁷ M. MOHAMED,²⁹ L. MOHRMANN,²⁰
E. MOULIN,¹⁸ T. MURACH,¹² S. NAKASHIMA,³⁶ M. DE NAUROIS,²³ H. NDIYAVALA,¹ F. NIEDERWANGER,¹³ J. NIEMIEC,³⁷
L. OAKES,³¹ P. O'BRIEN,³⁸ H. ODAKA,³⁹ S. OHM,¹² M. OSTROWSKI,³² I. OYA,¹² M. PADOVANI,¹⁶ M. PANTER,²
R.D. PARSONS,² C. PERENNES,^{15,*} P.-O. PETRUCCI,³⁰ B. PEYAUD,¹⁸ Q. PIEL,⁷ S. PITA,²⁶ V. POIREAU,⁷
A. PRIYANA NOEL,³² D. PROKHOROV,²⁴ H. PROKOPH,¹² G. PÜHLHOFER,²² M. PUNCH,^{26,10} A. QUIRRENBACH,²⁹ S. RAAB,²⁰
R. RAUTH,¹³ A. REIMER,¹³ O. REIMER,¹³ M. RENAUD,¹⁶ F. RIEGER,^{2,§} L. RINCHIUSO,¹⁸ C. ROMOLI,^{2,*} G. ROWELL,¹⁴
B. RUDAK,²⁷ E. RUIZ-VELASCO,² V. SAHAKIAN,^{40,4} S. SAITO,⁶ D.A. SANCHEZ,⁷ A. SANTANGELO,²² M. SASAKI,²⁰
R. SCHLICKEISER,¹¹ F. SCHÜSSLER,¹⁸ A. SCHULZ,¹² U. SCHWANKE,³¹ S. SCHWEMMER,²⁹ M. SEGLAR-ARROYO,¹⁸
M. SENNIAPPAN,¹⁰ A.S. SEYFFERT,¹ N. SHAFI,²⁴ I. SHILON,²⁰ K. SHININGAYAMWE,⁹ R. SIMONI,¹⁹ A. SINHA,²⁶ H. SOL,⁸
F. SPANIER,¹ A. SPECOVIOUS,²⁰ M. SPIR-JACOB,²⁶ L. STAWARZ,³² R. STEENKAMP,⁹ C. STEGMANN,^{28,12} C. STEPPA,²⁸
T. TAKAHASHI,³⁴ J.-P. TAVERNET,¹⁵ T. TAVERNIER,¹⁸ A.M. TAYLOR,¹² R. TERRIER,²⁶ L. TIBALDO,² D. TIZIANI,²⁰
M. TLUCZYKONT,²⁵ C. TRICHARD,²³ M. TSIROU,¹⁶ N. TSUJI,⁶ R. TUFFS,² Y. UCHIYAMA,⁶ D.J. VAN DER WALT,¹
C. VAN ELDIK,²⁰ C. VAN RENSBURG,¹ B. VAN SOELEN,³⁵ G. VASILEIADIS,¹⁶ J. VEH,²⁰ C. VENTER,¹ P. VINCENT,¹⁵
J. VINK,¹⁹ F. VOISIN,¹⁴ H.J. VÖLK,² T. VUILLAUME,⁷ Z. WADIASINGH,¹ S.J. WAGNER,²⁹ R.M. WAGNER,⁴¹ R. WHITE,²
A. WIERZCHOLSKA,³⁷ R. YANG,² D. ZABOROV,²³ M. ZACHARIAS,¹ R. ZANIN,² A.A. ZDZIARSKI,²⁷ A. ZECH,⁸ F. ZEFI,²³
A. ZIEGLER,²⁰ J. ZORN,² AND N. ŻYWUCKA³²

¹Centre for Space Research, North-West University, Potchefstroom 2520, South Africa

²Max-Planck-Institut für Kernphysik, P.O. Box 103980, D 69029 Heidelberg, Germany

³Dublin Institute for Advanced Studies, 31 Fitzwilliam Place, Dublin 2, Ireland

⁴National Academy of Sciences of the Republic of Armenia, Marshall Baghramian Avenue, 24, 0019 Yerevan, Republic of Armenia

⁵Aix Marseille Université, CNRS/IN2P3, CPPM, Marseille, France

⁶Department of Physics, Rikkyo University, 3-34-1 Nishi-Ikebukuro, Toshima-ku, Tokyo 171-8501, Japan

⁷Laboratoire d'Annecy-le-Vieux de Physique des Particules, Université Savoie Mont-Blanc, CNRS/IN2P3, F-74941 Annecy-le-Vieux, France

⁸LUTH, Observatoire de Paris, PSL Research University, CNRS, Université Paris Diderot, 5 Place Jules Janssen, 92190 Meudon, France

⁹University of Namibia, Department of Physics, Private Bag 13301, Windhoek, Namibia

¹⁰Department of Physics and Electrical Engineering, Linnaeus University, 351 95 Växjö, Sweden

- ¹¹ *Institut für Theoretische Physik, Lehrstuhl IV: Weltraum und Astrophysik, Ruhr-Universität Bochum, D 44780 Bochum, Germany*
- ¹² *DESY, D-15738 Zeuthen, Germany*
- ¹³ *Institut für Astro- und Teilchenphysik, Leopold-Franzens-Universität Innsbruck, A-6020 Innsbruck, Austria*
- ¹⁴ *School of Physical Sciences, University of Adelaide, Adelaide 5005, Australia*
- ¹⁵ *Sorbonne Universités, UPMC Université Paris 06, Université Paris Diderot, Sorbonne Paris Cité, CNRS, Laboratoire de Physique Nucléaire et de Hautes Energies (LPNHE), 4 place Jussieu, F-75252, Paris Cedex 5, France*
- ¹⁶ *Laboratoire Univers et Particules de Montpellier, Université Montpellier, CNRS/IN2P3, CC 72, Place Eugène Bataillon, F-34095 Montpellier Cedex 5, France*
- ¹⁷ *Université Bordeaux, CNRS/IN2P3, Centre d'Études Nucléaires de Bordeaux Gradignan, 33175 Gradignan, France*
- ¹⁸ *IRFU, CEA, Université Paris-Saclay, F-91191 Gif-sur-Yvette, France*
- ¹⁹ *GRAPPA, Anton Pannekoek Institute for Astronomy, University of Amsterdam, Science Park 904, 1098 XH Amsterdam, The Netherlands*
- ²⁰ *Friedrich-Alexander-Universität Erlangen-Nürnberg, Erlangen Centre for Astroparticle Physics, Erwin-Rommel-Str. 1, D 91058 Erlangen, Germany*
- ²¹ *Astronomical Observatory, The University of Warsaw, Al. Ujazdowskie 4, 00-478 Warsaw, Poland*
- ²² *Institut für Astronomie und Astrophysik, Universität Tübingen, Sand 1, D 72076 Tübingen, Germany*
- ²³ *Laboratoire Leprince-Ringuet, Ecole Polytechnique, CNRS/IN2P3, F-91128 Palaiseau, France*
- ²⁴ *School of Physics, University of the Witwatersrand, 1 Jan Smuts Avenue, Braamfontein, Johannesburg, 2050 South Africa*
- ²⁵ *Universität Hamburg, Institut für Experimentalphysik, Luruper Chaussee 149, D 22761 Hamburg, Germany*
- ²⁶ *APC, AstroParticule et Cosmologie, Université Paris Diderot, CNRS/IN2P3, CEA/Irfu, Observatoire de Paris, Sorbonne Paris Cité, 10, rue Alice Domon et Léonie Duquet, 75205 Paris Cedex 13, France*
- ²⁷ *Nicolaus Copernicus Astronomical Center, Polish Academy of Sciences, ul. Bartycka 18, 00-716 Warsaw, Poland*
- ²⁸ *Institut für Physik und Astronomie, Universität Potsdam, Karl-Liebknecht-Strasse 24/25, D 14476 Potsdam, Germany*
- ²⁹ *Landessternwarte, Universität Heidelberg, Königstuhl, D 69117 Heidelberg, Germany*
- ³⁰ *Univ. Grenoble Alpes, CNRS, IPAG, F-38000 Grenoble, France*
- ³¹ *Institut für Physik, Humboldt-Universität zu Berlin, Newtonstr. 15, D 12489 Berlin, Germany*
- ³² *Observatorium Astronomiczne, Uniwersytet Jagielloński, ul. Orła 171, 30-244 Kraków, Poland*
- ³³ *Centre for Astronomy, Faculty of Physics, Astronomy and Informatics, Nicolaus Copernicus University, Grudziadzka 5, 87-100 Torun, Poland*
- ³⁴ *Kavli Institute for the Physics and Mathematics of the Universe (Kavli IPMU), The University of Tokyo Institutes for Advanced Study (UTIAS), The University of Tokyo, 5-1-5 Kashiwa-no-Ha, Kashiwa City, Chiba, 277-8583, Japan*
- ³⁵ *Department of Physics, University of the Free State, PO Box 339, Bloemfontein 9300, South Africa*
- ³⁶ *RIKEN, 2-1 Hirosawa, Wako, Saitama 351-0198, Japan*
- ³⁷ *Instytut Fizyki Jądrowej PAN, ul. Radzikowskiego 152, 31-342 Kraków, Poland*
- ³⁸ *Department of Physics and Astronomy, The University of Leicester, University Road, Leicester, LE1 7RH, United Kingdom*
- ³⁹ *Department of Physics, The University of Tokyo, 7-3-1 Hongo, Bunkyo-ku, Tokyo 113-0033, Japan*
- ⁴⁰ *Yerevan Physics Institute, 2 Alikhanian Brothers St., 375036 Yerevan, Armenia*
- ⁴¹ *Oskar Klein Centre, Department of Physics, Stockholm University, Albanova University Center, SE-10691 Stockholm, Sweden*

ABSTRACT

The blazar Mrk 501 ($z = 0.034$) was observed at very-high-energy gamma rays (VHE, $E \gtrsim 100$ GeV) during a bright flare on the night of June 23-24 2014 (MJD 56832) with the H.E.S.S. phase-II array of Cherenkov telescopes. Data taken that night by H.E.S.S. at large zenith angle reveal an exceptional number of gamma-ray photons at multi-TeV energies, with rapid flux variability and an energy coverage extending significantly up to 20 TeV. This data set is used to constrain Lorentz invariance violation (LIV) using two independent channels: a temporal approach considers the possibility of an energy dependence in the arrival time of gamma rays, whereas a spectral approach considers the possibility of modifications to the interaction of VHE gamma rays with extragalactic background light (EBL) photons. The non-detection of energy-dependent time delays and the non-observation of deviations between the measured spectrum and that of a supposed power-law intrinsic spectrum with standard EBL attenuation are used independently to derive strong constraints on the energy scale of LIV (E_{QG}) in the subluminal scenario for linear and quadratic perturbations in the dispersion relation of photons. For the case of linear perturbations, the 95% confidence level limits obtained are $E_{\text{QG},1} > 3.6 \times 10^{17}$ GeV using the temporal approach and $E_{\text{QG},1} > 2.6 \times 10^{19}$ GeV using the

spectral approach. For the case of quadratic perturbations, the limits obtained are $E_{\text{QG},2} > 8.5 \times 10^{10}$ GeV using the temporal approach and $E_{\text{QG},2} > 7.8 \times 10^{11}$ GeV using the spectral approach.

Keywords: astroparticle physics — gamma rays: galaxies — BL Lacertae objects: individual (Mrk 501)

* corresponding author (contact.hess@hess-experiment.eu)

† Funded by EU FP7 Marie Curie, grant agreement No. PIEF-GA-2012-332350

‡ Deceased

corresponding author (contact.hess@hess-experiment.eu)

§ Heisenberg Fellow (DFG), ITA Universität Heidelberg, Germany

1. INTRODUCTION

Blazars are commonly considered to be active galactic nuclei with their jets closely aligned with the line of sight to the observer (Urry & Padovani 1995). They exhibit flux variability on time-scales ranging from years to minutes over the entire electromagnetic spectrum, from radio to very high energy (VHE, $E \gtrsim 100$ GeV) γ rays. The observation of flaring activity of blazars at VHE provides insights into the acceleration mechanisms involved at the source. These observations are also relevant for the study of propagation effects not directly related to the source. This includes fundamental physics aspects like Lorentz invariance violation (LIV).

Lorentz invariance has been established to be exact up to the precision of current experiments. Some approaches to quantum gravity (QG) suggest, however, that Lorentz symmetry could be broken at an energy scale thought to be around the Planck scale ($E_{\text{Planck}} = \sqrt{\hbar c^5/G} \simeq 1.22 \times 10^{19}$ GeV), see *e.g.* Jacobson et al. (2006); Amelino-Camelia (2013); Mavromatos (2010). A generic approach to LIV effects for photons consists in adding an extra term in their energy-momentum dispersion relation:

$$E^2 \simeq p^2 c^2 \left[1 \pm \left(\frac{E}{E_{\text{QG}}} \right)^n \right], \quad (1)$$

where E and p are the energy and momentum of the photon, E_{QG} is the hypothetical energy scale at which Lorentz symmetry would be broken, and n is the leading order of the LIV perturbation. The sign of this perturbation is model-dependent and refers to subluminal (−) and superluminal (+) scenarios. In some theoretical models the sign of the perturbation can also be related to the polarization of the particle.

A non-infinite value of E_{QG} in Eq. 1 would induce non-negligible observational effects. It would cause an energy-dependent velocity of photons in vacuum which in turn would translate into an energy-dependent time-delay in the arrival time of γ rays traveling over astrophysical distances (Amelino-Camelia et al. 1998; Ellis & Mavromatos 2013). Another interesting effect is on the kinematics of photon interactions like the production of electron-positron pairs from the interaction of VHE γ rays with photons of the extragalactic background light (EBL), resulting in deviations with respect to standard EBL attenuation in the energy spectrum of blazars (Stecker & Glashow 2001; Jacob & Piran 2008).

Valuable constraints on E_{QG} considering linear ($n = 1$) or quadratic ($n = 2$) perturbations in Eq. 1 have already been obtained from the observations of several γ -ray bursts (GRBs) at high energy (HE, $100 \text{ MeV} \lesssim E \lesssim$

100 GeV) and flares of blazars at VHE, mostly looking for energy-dependent time delays (for a review see *e.g.* Horns & Jacholkowska (2016) and references therein). With H.E.S.S., temporal LIV studies have in particular been conducted using flares of the blazars PKS 2155-304 ($z = 0.116$) (Abramowski et al. 2011) and PG 1553+113 ($z \simeq 0.49$) (Abramowski et al. 2015). For the linear case, the best existing limits are obtained using GRBs and have reached the Planck scale (Vasileiou et al. 2013). The constraints on the quadratic term remain several orders of magnitude below the Planck scale and will continue to be a challenge for future studies.

Both the temporal and spectral LIV effects can be used to put competitive constraints on E_{QG} using VHE γ -ray observations of a blazar flare, given certain conditions on the energy coverage and distance to the source.

Markarian 501 (Mrk 501) is a well-known nearby blazar at a redshift $z = 0.034$ (Moles et al. 1987). It was the second extragalactic source discovered at VHE in 1995 (Quinn et al. 1996) and has been extensively monitored since then. In 1997, Mrk 501 showed an exceptional flare at VHE with an integral flux up to four times the flux of the Crab Nebula (Catanese et al. 1997; Petry et al. 2000; Aharonian et al. 1999; Djannati-Atai et al. 1999). The hard VHE spectrum extending up to ~ 20 TeV measured by HEGRA (Aharonian 1999, 2001) during this 1997 flare triggered a wide interest on EBL attenuation and LIV (see *e.g.* Aharonian et al. 2002; Tavecchio & Bonnoli 2016). In 2005, rapid flux variations observed at VHE by MAGIC (Albert et al. 2007) also triggered interest for LIV from the point of view of energy-dependent time delays (Albert et al. 2008).

In 2014, the monitoring¹ of Mrk 501 with the First G-APD Cherenkov Telescope (FACT) (Anderhub et al. 2013; Biland et al. 2014; Dorner et al. 2015) led to the detection of several high-state events which triggered observations with the H.E.S.S. experiment. On the night of June 23-24 2014 (MJD 56832) a flare comparable to the 1997 maximum was observed with the full array of H.E.S.S. telescopes. This flare corresponds to the highest flux level of Mrk 501 ever recorded with the H.E.S.S. telescopes. Data analysis reveals an exceptional γ -ray flux at multi-TeV energies, with a rapid flux variability and an energy spectrum extending up to 20 TeV. This data set thus has excellent properties for the investigation of LIV effects through both temporal and spectral channels.

¹<http://fact-project.org/monitoring>

This paper is organized as follows. The H.E.S.S. observations of the 2014 flare of Mrk 501 and the data analysis are described in Sec. 2. The temporal study of the flare is presented in Sec. 3, focusing on the search for LIV with time delays. The spectral study of the flare is presented in Sec. 4, investigating the possibility of LIV through modifications to standard EBL attenuation. Results are discussed and summarized in Sec. 5.

2. H.E.S.S. OBSERVATIONS AND DATA ANALYSIS

H.E.S.S. is an array of five imaging atmospheric Cherenkov telescopes located in the Khomas Highland, Namibia ($23^{\circ}16'18''$ S, $16^{\circ}30'01''$ E), at an elevation of 1800 m above sea level. H.E.S.S. is the first hybrid array of Cherenkov telescopes since the addition in 2012 of a fifth 28 m diameter telescope (CT5) at the center of the original array of four 12 m diameter telescopes (CT1-4). This configuration (H.E.S.S. phase-II) can trigger on events detected either by CT5 alone (monoscopic events), or by any combination of two or more telescopes (stereoscopic events). Reconstruction and analysis can be performed in different modes depending on the selection of monoscopic and stereoscopic events. To fully exploit all the available information, a combined mode makes use of both monoscopic and stereoscopic events. In case of an event for which both monoscopic and stereoscopic reconstructions are possible, the choice is made depending on the uncertainty on the reconstructed direction (Holler et al. 2016a,b).

The H.E.S.S. observations of Mrk 501 over the month of June 2014 have been reported in Cologna et al. (2017). The presented work only regards H.E.S.S. data taken on MJD 56832. Four consecutive observation runs (~ 28 min each) were taken on Mrk 501 that night, with the participation of all five telescopes. These four runs pass the standard H.E.S.S. data-quality selection criteria (Aharonian et al. 2006), yielding an exposure of 1.8 h live time. Mrk 501 being a northern-sky blazar, H.E.S.S. observations were taken at large zenith angles, between 63° and 65° . At such large zenith angles, both the increased atmospheric absorption as well as the increased size of the Cherenkov light pool lead to a reduced Cherenkov light density at the ground. This causes the energy threshold to be particularly high ($\gtrsim 1$ TeV). On the other hand, the effective area is enhanced at the highest energies due to the increased geometrical area covered by the light pool of inclined showers (Aharonian et al. 2005).

Data reconstruction is performed using the *Model Analysis* technique (de Naurois & Rolland 2009) in which recorded air-shower images are compared to template images pre-calculated using a semi-analytical

model and a log-likelihood optimization technique. The combined analysis mode taking into account CT5 monoscopic, CT1-5 stereoscopic and CT1-4 stereoscopic events is used for an optimal energy coverage. A selection criterion on the image charge of 60 photo-electrons is applied. The on-source events are taken from a circular region centered around Mrk 501 with a radius of 0.1225° . This relaxed cut on the aperture is motivated by the large signal over background ratio. The background is estimated using the *Reflected Region* method described in Berge et al. (2007).

In the signal region 1930 events are observed, versus 334 events in the background region. With a solid angle ratio of 8.95 between the background and signal regions, this translates into a signal over background ratio of 46.5 and an excess of 1889.3 γ rays detected with a significance of 83.3σ , following the statistical approach of Li & Ma (1983). Two cross-check analyses based on a different calibration chain yield compatible results. The first follows an adaptation of the method described in Aharonian et al. (2006) to allow the analysis of CT1-5 stereoscopic events and the second is based on the analysis of CT5 monoscopic events as described in Murach et al. (2015)².

3. TEMPORAL STUDY

3.1. Rapid flux variability

H.E.S.S. observations of this flare show rapid flux variations at multi-TeV energies. Earlier observations of Mrk 501 at VHE have shown variations down to timescales of a few minutes (Albert et al. 2007). However, these previously-reported flares were dominated by photons of energies of a few hundred GeV. Because of the large zenith angle observations with H.E.S.S., the variability observed during this flare is restricted to TeV energies. The average integral flux above 1 TeV observed from Mrk 501 during the peak of this flare is $I(> 1 \text{ TeV}) = (4.4 \pm 0.8_{\text{stat}} \pm 1.8_{\text{sys}}) \times 10^{-11} \text{ cm}^{-2} \text{ s}^{-1}$. There is evidence for multi-TeV flux variations on timescales of minutes. The atmospheric transparency is verified to be stable over the course of observations using the transparency coefficient described in Hahn et al. (2014), therefore no significant spurious variability can be attributed to variations of the Cherenkov light yield (*e.g.* due to clouds).

This flare shows an excess variance, as defined in Vaughan et al. (2003), of $F_{\text{var}} = 0.188 \pm 0.003$, for a time binning of seven minutes. Considering a longer

²At the time of writing, these cross-check analyses had no combined analysis capability.

time window capturing the rise and fall of the flare, an even larger value, $F_{\text{var}} = 1.03 \pm 0.01$ is obtained. The detailed discussion on astrophysical implications of this rapid variability relative to the long-term activity of Mrk 501 seen in γ rays by H.E.S.S. along with FACT and Fermi-LAT is left for a dedicated forthcoming paper.

3.2. LIV: time of flight study

The rapid flux variability at multi-TeV energies observed during the flare of Mrk 501 is used to constrain the LIV scale (E_{QG}) through the search for energy-dependent time delays as outlined in Sec. 1. Assuming the LIV-modified dispersion relation of Eq. 1, the relative energy-dependent time delay due to LIV effects for two photons with an energy difference $\Delta E_n = E_1^n - E_2^n$ and a time difference Δt_n can be expressed as in Jacob & Piran (2008):

$$\tau_n = \frac{\Delta t_n}{\Delta E_n} \simeq \pm \frac{n+1}{2} \frac{1}{E_{QG}^n} \int_0^z \frac{(1+z')^n}{H(z')} dz', \quad (2)$$

where $H(z) = H_0 \sqrt{\Omega_m (1+z)^3 + \Omega_\Lambda}$, assuming a flat Λ CDM cosmology with Hubble constant $H_0 = 67.74 \text{ km} \cdot \text{Mpc}^{-1} \cdot \text{s}^{-1}$, matter density parameter $\Omega_m = 0.31$ and dark energy density parameter $\Omega_\Lambda = 0.69$ (Ade et al. 2016). In the following, τ_n values are estimated using a likelihood method.

3.2.1. Likelihood method

The maximum likelihood (ML) method for the extraction of energy-dependent time-lags was first proposed in Martínez & Errando (2009) and then extensively applied for LIV analyses in H.E.S.S. with the flares of PKS 2155-304 (Abramowski et al. 2011) and PG 1553+113 (Abramowski et al. 2015). The ML method relies on the definition of a probability density function (PDF) that describes the probability of observing a photon at energy E and arrival time t , assuming an energy-dependent delay function $D(E_s, \tau_n)$, where E_s is the energy at the source. As the data shows a very high signal over background ratio (46.5), the background contribution is neglected for the PDF. For each event, the PDF can be written as proposed in Martínez & Errando (2009):

$$\frac{dP}{dE dt} = \frac{1}{N(\tau_n)} \int_0^\infty \Gamma(E_s) C(E_s, t) G[E, E_s, \sigma(E_s)] F_s [t - D(E_s, \tau_n)] dE_s \quad (3)$$

where $N(\tau_n)$ is a normalization factor, $\Gamma(E_s)$ is the photon energy distribution at the source, $C(E_s, t)$ is the col-

lection area and $G[E, E_s, \sigma(E_s)]$ is the instrument energy response function. $F_s(t_s)$ is the emission-time distribution at the source, *i.e.* without any LIV time-delay. In previous LIV studies with H.E.S.S. (Abramowski et al. 2011; Abramowski et al. 2015), the template $F_s(t)$ was estimated from low energy events (below an energy E_{cut}), assuming no LIV time-lag (*i.e.* $D(E_s, \tau_n) = \tau_n E^n$). In the present analysis, due to the high threshold ($\gtrsim 1$ TeV), LIV time-lag effects on the template are taken into account and D is defined as $D(E_s, \tau_n) = \tau_n E^n - \tau_n \overline{E_T}^n$ where $\overline{E_T}$ is the mean energy of the events in the template energy range. The likelihood is a function of parameter τ_n , and is built using a selection of events above E_{cut} , multiplying their PDF together:

$$L(\tau_n) = \prod_i P_i(t_i, E_i, \tau_n). \quad (4)$$

3.2.2. Data selection

From the full data sample described in Sec. 2, two regions are defined with two energy selections. At low energies, the template region is defined for which $1.3 < E < E_{\text{cut}} = 3.25$ TeV. The threshold value of 1.3 TeV corresponds to the energy at which the effective area of these observations reaches 15% of its maximum value. The 773 events in the template range are used to estimate the function $F_s(t)$ by fitting their time-distribution. The template fit is shown on Fig. 1 and chosen as the sum of two Gaussian functions. The result of the fit yields a χ^2/ndf of 15.9/10. The double Gaussian function is favored over a Gaussian for which $\chi^2/\text{ndf} = 38.1/13$. The fit parameters and associated errors are given in Table 1. The 662 events above 3.25 TeV are used to compute the likelihood and obtain the best estimate $\tau_{n,\text{best}}$. The energy cut at 3.25 TeV is chosen as a trade off between a robust estimation of $F_s(t)$ and the largest number of events for the likelihood calculation. The photon energy distribution $\Gamma(E_s)$ is obtained from a power law fit approximation above E_{cut} with a resulting index of 3.1 ± 0.1 .

3.2.3. Results

The $\tau_{n,\text{best}}$ value of the LIV estimator is defined as the τ_n value minimizing the $-2\ln(L)$ function. Fig. 2 presents the log-likelihood functions for the linear (left) and the quadratic (right) models. Each curve has a quadratic behavior and shows a single minimum. No significant energy-dependent time-lag is measured.

The statistical uncertainties quoted on Fig. 2 are derived by requesting $-2\Delta \log(L) = 1$. These values are obtained from one realization and may be over- or underestimated. Calibrated statistical uncertainties are considered instead, as derived from the ML analysis of 1000

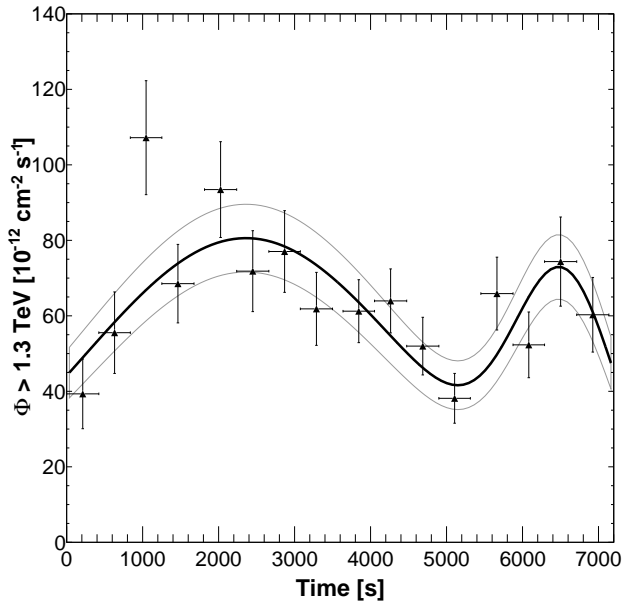


Figure 1. Light curve used for $F_s(t)$ estimation in the range $1.3 < E < 3.25$ TeV. The thick line corresponds to the best fit and the thin ones to the 1σ error envelope. The parameters of the fit function are shown in Table 1.

Table 1. Parameters of the function $F_s(t)$.

Parameters	Value	Error
A_1 ^a	80.5	6
μ_1 (s)	2361	185
σ_1 (s)	2153	301
A_2 ^a	60.5	11
μ_2 (s)	6564	220
σ_2 (s)	676	283

^aExpressed in 10^{-12} $\text{cm}^{-2} \cdot \text{s}^{-1}$.

simulated data sets mimicking actual data, *i.e.* with identical light curve and spectral shape and no LIV time-lag. The resulting distributions of reconstructed $\tau_{n,\text{best}}$ parameter for $n = 1, 2$ are normally distributed, and their standard deviations are considered as calibrated statistical errors.

Systematic uncertainties are also estimated using simulations by looking at the induced variations on the reconstructed $\tau_{n,\text{best}}$ distribution when the spectral index and $F_s(t)$ parameters are smeared within their error intervals and when changing energy intervals boundaries according to the energy resolution. The ML analysis is also applied to photon lists from cross-check analyses to check the influence of reconstruction methods on the

measured lag. The most important sources of systematic uncertainties are found to be related to the determination of $F_s(t)$, mainly the position of the peaks as already pointed out in Abramowski et al. (2011), and to the analysis chain. A possible contribution of the background is also investigated and found to be negligible.

The obtained values of $\tau_{n,\text{best}}$, with their 1σ statistical and overall systematic errors are:

$$\begin{aligned}\tau_{1,\text{best}} &= -8.2 \pm 21.5_{(\text{stat})} \pm 14.2_{(\text{syst})} \text{ s} \cdot \text{TeV}^{-1}, \\ \tau_{2,\text{best}} &= -0.6 \pm 1.8_{(\text{stat})} \pm 0.7_{(\text{syst})} \text{ s} \cdot \text{TeV}^{-2}.\end{aligned}$$

These values are subsequently used to compute the 95% confidence level limits on the quantum gravity energy scale E_{QG} , following Eq. 2. For the subluminal and superluminal scenarios, the obtained limits are :

$$\begin{aligned}E_{QG,1} &> \begin{cases} 3.6 \times 10^{17} \text{ GeV} & (\text{subluminal}), \\ 2.6 \times 10^{17} \text{ GeV} & (\text{superluminal}), \end{cases} \\ E_{QG,2} &> \begin{cases} 8.5 \times 10^{10} \text{ GeV} & (\text{subluminal}), \\ 7.3 \times 10^{10} \text{ GeV} & (\text{superluminal}). \end{cases}\end{aligned}$$

4. SPECTRAL STUDY

The energy spectrum of Mrk 501 is obtained using the forward folding method described in Piron et al. (2001). The energy threshold used in the spectral analysis is defined as the energy at which the effective area reaches 15% of its maximum value, yielding a threshold of 1.3 TeV. The energy spectrum extends up to ~ 20 TeV, as shown in Fig. 3. A simple power law shape does not provide a good fit to the data, as the observed spectrum is significantly curved. This curvature can be interpreted in terms of attenuation of the intrinsic spectrum on the extragalactic background light (EBL).

4.1. EBL absorption and Mrk 501 flare spectrum

The EBL is the background photon field originating from the integrated starlight and its re-processing by dust over cosmic history. It covers wavelengths ranging from the ultraviolet to the far-infrared. VHE γ rays traveling over cosmological distances can interact with EBL photons and produce electron-positron pairs ($\gamma\gamma \rightarrow e^+e^-$), resulting in an attenuated observed VHE flux above the pair production threshold (Nikishov 1962; Gould & Schreder 1967; Stecker et al. 1992). The observed VHE spectrum of a blazar $\Phi_{\text{obs}}(E_\gamma)$ at a redshift

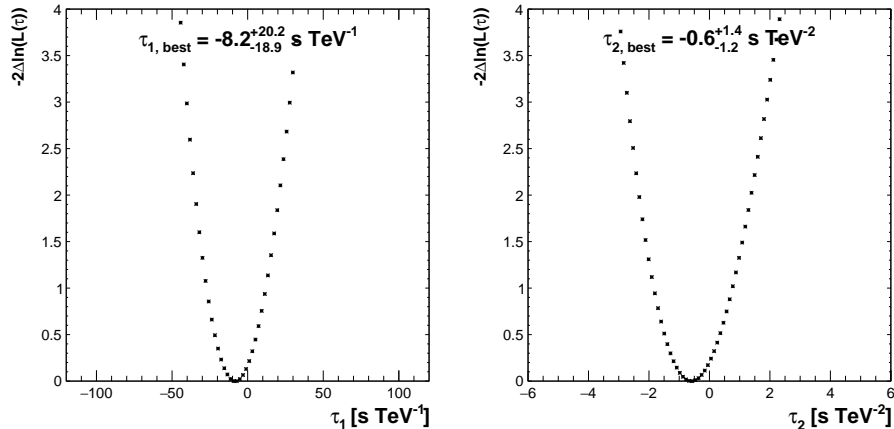


Figure 2. Likelihood function obtained from Mrk 501 data for linear (left) and quadratic (right) models. The best fit values $\tau_{n,\text{best}}$ are given with their 1σ errors.

z_s is the product of its intrinsic spectrum $\Phi_{\text{int}}(E_\gamma)$ with the EBL attenuation effect:

$$\Phi_{\text{obs}}(E_\gamma) = \Phi_{\text{int}}(E_\gamma) \times e^{-\tau(E_\gamma, z_s)}, \quad (5)$$

where $\tau(E_\gamma, z_s)^3$ is the optical depth to γ rays of observed energy E_γ . It takes into account the density of EBL photons n_{EBL} and consists in an integration over the redshift z , the energy of EBL photons ϵ , and the angle between the photon momenta θ :

$$\tau(E_\gamma, z_s) = \int_0^{z_s} dz \frac{dl}{dz} \int_{\epsilon_{\text{thr}}}^\infty d\epsilon \frac{dn_{\text{EBL}}}{d\epsilon}(\epsilon, z) \int_0^2 d\mu \frac{\mu}{2} \sigma_{\gamma\gamma}(s), \quad (6)$$

where $\mu = 1 - \cos(\theta)$, and $\sigma_{\gamma\gamma}$ is the pair production cross section (Breit & Wheeler 1934). The square of the center of mass energy s for an interaction with a γ ray of energy $E'_\gamma = (1+z)E_\gamma$ is given by

$$s = 2E'_\gamma \epsilon \mu, \quad (7)$$

and the threshold EBL photon energy for pair production ϵ_{thr} in the case of a head-on collision ($\theta = \pi$) is

$$\begin{aligned} \epsilon_{\text{thr}}(E'_\gamma, z) &= \frac{m_e^2 c^4}{E'_\gamma (1+z)} \\ &\simeq \frac{0.26}{(1+z)} \left(\frac{E'_\gamma}{\text{TeV}} \right)^{-1} \text{ eV}. \end{aligned} \quad (8)$$

³The letter τ is used here for consistency with established nomenclature although it has been previously used in a different context in the previous section.

EBL attenuation leaves a redshift- and energy-dependent imprint on the observed spectrum of blazars and can be used to probe the spectral energy distribution (SED) of the EBL. Knowledge of the EBL SED has greatly improved over the last decade. Predictions from models (Franceschini et al. 2008; Dominguez et al. 2011; Finke et al. 2010; Gilmore et al. 2012), constraints from γ rays (Meyer et al. 2012; Biteau & Williams 2015; Abdalla et al. 2017), and results from empirical determinations (Stecker et al. 2016) agree between lower and upper limits. In the following, the model of Franceschini et al. (2008) is used as a reference.

Despite a low redshift of $z = 0.034$, EBL attenuation for Mrk 501 is non-negligible at energies larger than 1 TeV. The associated optical depth reaches 1 around 10 TeV (Franceschini et al. 2008), corresponding to mid-infrared EBL wavelengths (Eq. 8).

The Mrk 501 flare intrinsic spectrum measured by H.E.S.S. is well fitted by an intrinsic power law ($\Phi_{\text{int}}(E_\gamma) = \phi_0 E_\gamma^{-\alpha}$) attenuated on the EBL using the optical depth of the model of Franceschini et al. (2008), as shown in Fig 3. The fitted intrinsic index is $\alpha = 2.03 \pm 0.04_{\text{stat}} \pm 0.2_{\text{sys}}$. Intrinsic shapes with curvature or a cut-off are not preferred over the simple power law. In this standard picture, EBL attenuation at the level of the model of Franceschini et al. (2008) is sufficient to account for the entire observed curvature. The use of models with a significantly lower level of EBL density at infrared wavelengths would require intrinsic curvature. On the other hand, the use of models with a significantly higher level of EBL density at infrared wavelengths would cause an upturn in the intrinsic spectrum. This degeneracy is difficult to break, but current

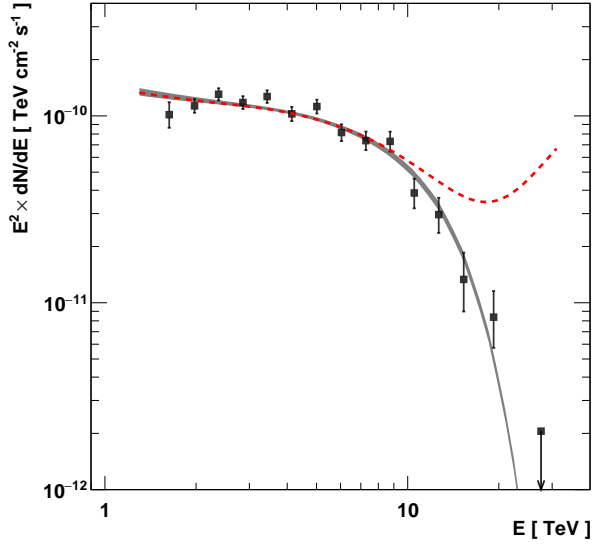


Figure 3. Energy spectrum observed from the flare of Mrk 501. The best-fit EBL-attenuated power law is displayed by a solid line. The spectral points are obtained from residuals to the fit. A minimum significance of 3σ is required for each point. The red dashed line represents the expected spectrum for the same intrinsic shape but considering subluminal linear LIV with $E_{\text{QG},1} = E_{\text{Planck}}$.

knowledge of the EBL SED gives good confidence that the VHE Mrk 501 flare intrinsic spectrum follows a simple power law behavior up to ~ 20 TeV. The intrinsic power law shape is considered in the following as the natural choice accounting for the standard case. In the LIV case an intrinsic curvature could compensate for a genuine LIV effect. This degenerate scenario with no extrapolation to the standard case is not considered in this study.

4.2. Opacity modifications due to LIV

The non-observation of deviations with respect to standard EBL attenuation at energies above 10 TeV can be used to put competitive constraints on E_{QG} . In the presence of LIV, the perturbation in the dispersion relation Eq.1 propagates into the EBL optical depth (Eq.6). The center-of-mass energy squared s (Eq. 7) and threshold energy for pair production ϵ_{thr} (Eq. 8) are modified with an extra term (Tavecchio & Bonnoli 2016):

$$s \rightarrow s \pm \frac{E_{\gamma}^{\prime n+2}}{E_{\text{QG}}^n}, \text{ and } \epsilon_{\text{thr}} \rightarrow \epsilon_{\text{thr}} \mp \frac{1}{4} \frac{E_{\gamma}^{\prime n+1}}{E_{\text{QG}}^n}. \quad (9)$$

It is assumed that the modified center-of-mass energy squared s is still an invariant quantity in the LIV framework (Fairbairn et al. 2014; Tavecchio & Bonnoli 2016).

The effects of LIV on electrons are neglected, as the constraints on the LIV scale for electrons are stringent (Jacobson et al. 2003).

In the context of investigations for a potential transparency excess of the Universe to VHE γ rays (as hinted at in Horns & Meyer 2012), only the subluminal case (minus sign in Eq. 1) is considered: if non negligible, the LIV term will induce lower values for s (higher threshold value ϵ_{thr}) suppressing pair creation on the EBL, therefore causing an excess of transparency of the Universe to the most energetic γ rays⁴.

In the subluminal LIV scenario, the threshold energy is given by

$$\epsilon_{\text{thr}} = \frac{m_e^2 c^4}{E_{\gamma}'} + \frac{1}{4} \frac{E_{\gamma}^{\prime n+1}}{E_{\text{QG}}^n}. \quad (10)$$

This threshold energy is no longer a monotonic function in E_{γ} . The critical γ -ray energy corresponding to the minimal threshold energy can be obtained from the derivative of Eq. 10. For linear ($n = 1$) perturbations, this critical energy is 18.5 TeV $\left(\frac{E_{\text{QG},1}}{E_{\text{Planck}}}\right)^{1/3}$. Extragalactic γ rays at this energy can thus probe Planck scale linear LIV⁵, as shown by the red dashed line on Fig. 3.

4.3. Constraints on the LIV scale

Optical depths to γ rays using the EBL SED of the model of Franceschini et al. (2008) are computed considering modifications due to subluminal LIV for linear and quadratic perturbations. The forward folding fit of the Mrk 501 flare spectrum is performed assuming an intrinsic power law with spectral index and normalization free in the fit. Values of E_{QG} are scanned logarithmically in the range of interest for observable deviations in the covered energy range. As the spectrum shows no evidence for an upturn, LIV-free optical depth values are preferred and the best fit χ^2 values reach plateaus corresponding to the standard case. In order to quantify this effect, the following test statistic is considered: $\text{TS} = \chi^2(E_{\text{QG}}) - \chi^2(E_{\text{QG}} \rightarrow \infty)$, where $E_{\text{QG}} \rightarrow \infty$ corresponds to the standard case. TS profiles for linear and quadratic cases are represented in Fig. 4(a) and Fig. 4(b) respectively.

From these TS profiles exclusion limits on E_{QG} are obtained. In the linear case the limit $E_{\text{QG},1} > 2.6 \times$

⁴An excess of transparency of the Universe to γ rays could also be caused by the conversion of photons to axion-like particles in magnetic fields, see e.g. Sánchez-Conde et al. (2009).

⁵Planck scale is, however, out of reach in the case of quadratic ($n = 2$) perturbations, as the critical energy in this case is $\sim 8 \times 10^4$ TeV $\left(\frac{E_{\text{QG},2}}{E_{\text{Planck}}}\right)^{1/2}$.

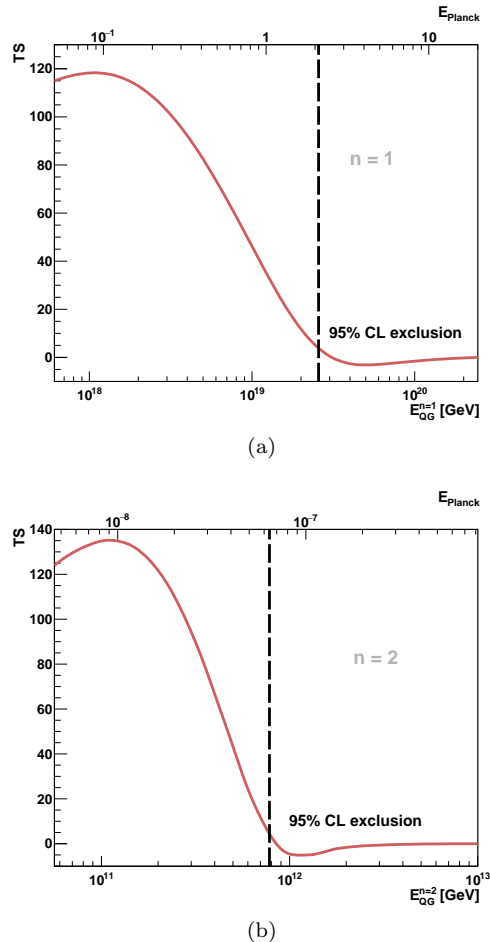


Figure 4. TS profiles obtained from the fit of the flare spectrum to an intrinsic power law absorbed on the EBL model of Franceschini et al. (2008) for the case of subluminal linear (4(a)) and quadratic (4(b)) LIV perturbations. The black dashed line corresponds to the lower limit on E_{QG} at 95% confidence level.

10^{19}GeV (*i.e.* $2.1 \times E_{\text{Planck}}$) is obtained at 95% confidence level. E_{Planck} is excluded at the 5.8σ level. These results are comparable with the limits obtained using the 1997 flare spectrum of Mrk 501 observed by HEGRA (Biteau & Williams 2015; Tavecchio & Bonoli 2016). These Planck scale limits on linear LIV are competitive with the best limits obtained considering time delays with GRBs. In the quadratic case, the limit $E_{\text{QG},2} > 7.8 \times 10^{11}\text{GeV}$ (*i.e.* $6.4 \times 10^{-8} \times E_{\text{Planck}}$) is obtained at 95% confidence level. This is the best existing limit on quadratic LIV perturbations to the dispersion relation of photons.

The main source of uncertainty on the derived limits on E_{QG} through this spectral method is the degeneracy between the spectral upturn caused by LIV and the possibility of an intrinsic upturn, together with the un-

certainty related to EBL attenuation. Using the lower-limit EBL model of Kneiske & Dole (2010) the value of E_{QG} required for an equivalent flux attenuation at 20 TeV would be six times higher than the value using the EBL model of Franceschini et al. (2008). The above limits are valid considering the natural interpretation that the intrinsic VHE spectrum of the Mrk 501 flare has a power law behavior and is attenuated using state-of-the-art EBL models.

5. DISCUSSION AND CONCLUSIONS

The observation of a bright flare of Mrk 501 with H.E.S.S. in June 2014 reveals multi-TeV variability on minutes timescales and an energy spectrum extending up to 20 TeV compatible with a simple power law attenuated by the EBL. These characteristics make this flare a unique opportunity to probe LIV in the photon sector with H.E.S.S. using both temporal and spectral methods. Competitive results on the LIV energy scale E_{QG} are obtained considering linear or quadratic perturbations in the dispersion relation of photons. Temporal and spectral methods are kept separate as a proper combination of results is considered complex due to the very different analysis procedures. Such a combination would moreover not be beneficial to the LIV constraints given the order of magnitude separating the results from both approaches.

Using the temporal method, the limit for the linear case considering a subluminal LIV effect is similar to the one obtained by H.E.S.S. using PG 1553+113 data (Abramowski et al. 2015). For the quadratic case, the limit obtained is the best time-of-flight limit obtained with an AGN, slightly above the one obtained by H.E.S.S. with PKS 2155-304 (Abramowski et al. 2011). This follows from the exceptional energy coverage of this flare with a substantial sample of photons above 10 TeV.

Assuming the EBL-attenuated power law spectral behavior presented in 4.1 and the framework described in 4.2, the spectral method yields an exclusion limit for the linear case above the Planck energy scale and the best existing limit for the quadratic case. Thus it places the blazar flare studies with VHE γ -ray astronomy instruments at the level of the time-of-flight limits obtained with GRBs (*e.g.* GRB 090510 Vasileiou et al. 2015).

These results will be useful for LIV studies combining data from several γ -ray instruments as in Nogués et al. (2017). This is particularly promising in the context of the advent of the CTA observatory (Acharya et al. 2017) which will allow population studies with unprecedented sensitivity.

The support of the Namibian authorities and of the University of Namibia in facilitating the construction and operation of

H.E.S.S. is gratefully acknowledged, as is the support by the German Ministry for Education and Research (BMBF), the Max Planck Society, the German Research Foundation (DFG), the Helmholtz Association, the Alexander von Humboldt Foundation, the French Ministry of Higher Education, Research and Innovation, the Centre National de la Recherche Scientifique (CNRS/IN2P3 and CNRS/INSU), the Commissariat à l'énergie atomique et aux énergies alternatives (CEA), the U.K. Science and Technology Facilities Council (STFC), the Knut and Alice Wallenberg Foundation, the National Science Centre, Poland grant no. 2016/22/M/ST9/00382, the South African Department of Science and Technology and National Research Foundation, the Univer-

sity of Namibia, the National Commission on Research, Science & Technology of Namibia (NCRST), the Austrian Federal Ministry of Education, Science and Research and the Austrian Science Fund (FWF), the Australian Research Council (ARC), the Japan Society for the Promotion of Science and by the University of Amsterdam. We appreciate the excellent work of the technical support staff in Berlin, Zeuthen, Heidelberg, Palaiseau, Paris, Saclay, Tübingen and in Namibia in the construction and operation of the equipment. This work benefited from services provided by the H.E.S.S. Virtual Organisation, supported by the national resource providers of the EGI Federation. This work benefits from the triggers received from the FACT collaboration.

REFERENCES

- Abdalla, H., et al. 2017, *Astron. Astrophys.*, 606, A59
- Abramowski, A., et al. 2011, *Astropart. Phys.*, 34, 738
- Abramowski, A., Aharonian, F., Ait Benkhali, F., et al. 2015, *ApJ*, 802, 65
- Acharya, B. S., et al. 2017, arXiv:1709.07997
- Ade, P. A. R., et al. 2016, *Astron. Astrophys.*, 594, A13
- Aharonian, F. 1999, *Astron. Astrophys.*, 349, 11
- . 2001, *Astron. Astrophys.*, 366, 62
- Aharonian, F., et al. 2005, *Astron. Astrophys.*, 437, 95
- . 2006, *Astron. Astrophys.*, 457, 899
- Aharonian, F. A., Timokhin, A. N., & Plyasheshnikov, A. V. 2002, *Astron. Astrophys.*, 384, 834
- Aharonian, F. A., Akhperjanian, A. G., Barrio, J. A., et al. 1999, *A&A*, 349, 11
- Albert, J., et al. 2007, *Astrophys. J.*, 669, 862
- . 2008, *Phys. Lett.*, B668, 253
- Amelino-Camelia, G. 2013, *Living Rev. Rel.*, 16, 5
- Amelino-Camelia, G., Ellis, J., Mavromatos, N. E., Nanopoulos, D. V., & Sarkar, S. 1998, *Nature*, 393, 763
- Anderhub, H., Backes, M., Biland, A., et al. 2013, *Journal of Instrumentation*, 8, P06008
- Berge, D., Funk, S., & Hinton, J. 2007, *Astron. Astrophys.*, 466, 1219
- Biland, A., et al. 2014, *JINST*, 9, P10012
- Biteau, J., & Williams, D. A. 2015, *Astrophys. J.*, 812, 60
- Breit, G., & Wheeler, J. A. 1934, *Phys. Rev.*, 46, 1087
- Catanese, M., Bradbury, S. M., Breslin, A. C., et al. 1997, *ApJL*, 487, L143
- Cologna, G., et al. 2017, *AIP Conf. Proc.*, 1792, 050019
- de Naurois, M., & Rolland, L. 2009, *Astropart. Phys.*, 32, 231
- Djannati-Atai, A., Piron, F., Barrau, A., et al. 1999, *A&A*, 350, 17
- Dominguez, A., et al. 2011, *Mon. Not. Roy. Astron. Soc.*, 410, 2556
- Dorner, D., et al. 2015, in 5th International Fermi Symposium Nagoya, Japan, October 20-24, 2014
- Ellis, J., & Mavromatos, N. E. 2013, *Astropart. Phys.*, 43, 50
- Fairbairn, M., Nilsson, A., Ellis, J., Hinton, J., & White, R. 2014, *JCAP*, 1406, 005
- Finke, J. D., Razzaque, S., & Dermer, C. D. 2010, *Astrophys. J.*, 712, 238
- Franceschini, A., Rodighiero, G., & Vaccari, M. 2008, *Astron. Astrophys.*, 487, 837
- Gilmore, R. C., Somerville, R. S., Primack, J. R., & Dominguez, A. 2012, *Mon. Not. Roy. Astron. Soc.*, 422, 3189
- Gould, R. J., & Schreder, G. P. 1967, *Phys. Rev.*, 155, 1404
- Hahn, J., de los Reyes, R., Bernlöhr, K., et al. 2014, *Astroparticle Physics*, 54, 25
- Holler, M., Naurois, M. D., Zaborov, D., Balzer, A., & Chalm-Calvet, R. 2016a, *PoS, ICRC2015*, 980
- Holler, M., et al. 2016b, *PoS, ICRC2015*, 847
- Horns, D., & Jacholkowska, A. 2016, *Comptes Rendus Physique*, 17, 632
- Horns, D., & Meyer, M. 2012, *JCAP*, 1202, 033
- Jacob, U., & Piran, T. 2008, *Physical Review D*, 78, 124010
- Jacob, U., & Piran, T. 2008, *JCAP*, 1, 031
- Jacobson, T., Liberati, S., & Mattingly, D. 2003, *Nature*, 424, 1019
- . 2006, *Annals Phys.*, 321, 150
- Kneiske, T. M., & Dole, H. 2010, *aap*, 515, A19
- Li, T.-P., & Ma, Y.-Q. 1983, *ApJ*, 272, 317
- Martínez, M., & Errando, M. 2009, *Astroparticle Physics*, 31, 226
- Mavromatos, N. E. 2010, *Int. J. Mod. Phys.*, A25, 5409
- Meyer, M., Raue, M., Mazin, D., & Horns, D. 2012, *AIP Conf. Proc.*, 1505, 602
- Moles, M., Masegosa, J., & del Olmo, A. 1987, *AJ*, 94, 1143
- Murach, T., Gajdus, M., & Parsons, R. D. 2015, *ArXiv e-prints*, arXiv:1509.00794
- Nikishov, A. I. 1962, *Sov. Phys. JETP*, 14, 393
- Nogués, L., Y Lin, T. T., Perennes, C., et al. 2017, *ArXiv e-prints*, arXiv:1710.08342

- Petry, D., Böttcher, M., Connaughton, V., et al. 2000, *ApJ*, 536, 742
- Piron, F., et al. 2001, *Astron. Astrophys.*, 374, 895
- Quinn, J., et al. 1996, *Astrophys. J.*, 456, L83
- Sánchez-Conde, M. A., Paneque, D., Bloom, E., Prada, F., & Domínguez, A. 2009, *PhRvD*, 79, 123511
- Stecker, F. W., de Jager, O. C., & Salamon, M. H. 1992, *Astrophys. J.*, 390, L49
- Stecker, F. W., & Glashow, S. L. 2001, *Astropart. Phys.*, 16, 97
- Stecker, F. W., Scully, S. T., & Malkan, M. A. 2016, *Astrophys. J.*, 827, 6
- Tavecchio, F., & Bonnoli, G. 2016, *Astron. Astrophys.*, 585, A25
- Urry, C. M., & Padovani, P. 1995, *PASP*, 107, 803
- Vasileiou, V., Granot, J., Piran, T., & Amelino-Camelia, G. 2015, *Nature Phys.*, 11, 344
- Vasileiou, V., Jacholkowska, A., Piron, F., et al. 2013, *PhRvD*, 87, 122001
- Vaughan, S., Edelson, R., Warwick, R. S., & Uttley, P. 2003, *MNRAS*, 345, 1271