

# Accurate prediction of $\text{H}_3\text{O}^+$ and $\text{D}_3\text{O}^+$ sensitivity coefficients to probe a variable proton-to-electron mass ratio

A. Owens<sup>1,2</sup>, S. N. Yurchenko<sup>2</sup>, O. L. Polyansky<sup>2</sup>, R. I. Ovsyannikov<sup>3</sup>, W. Thiel<sup>1</sup> and V. Špirko<sup>4,5\*</sup>

<sup>1</sup> Max-Planck-Institut für Kohlenforschung, Kaiser-Wilhelm-Platz 1, 45470 Mülheim an der Ruhr, Germany

<sup>2</sup> Department of Physics and Astronomy, University College London, Gower Street, WC1E 6BT London, United Kingdom

<sup>3</sup> Institute of Applied Physics, Russian Academy of Sciences, Nizhny Novgorod, 603950 Russia

<sup>4</sup> Academy of Sciences of the Czech Republic, Institute of Organic Chemistry and Biochemistry, Flemingovo nám. 2, 166 10 Prague 6, Czech Republic

<sup>5</sup> Department of Chemical Physics and Optics, Faculty of Mathematics and Physics, Charles University in Prague, Ke Karlovu 3, CZ-12116 Prague 2, Czech Republic

Accepted XXXX. Received XXXX; in original form XXXX

## ABSTRACT

The mass sensitivity of the vibration-rotation-inversion transitions of  $\text{H}_3^{16}\text{O}^+$ ,  $\text{H}_3^{18}\text{O}^+$ , and  $\text{D}_3^{16}\text{O}^+$  is investigated variationally using the nuclear motion program TROVE (Yurchenko, Thiel & Jensen 2007). The calculations utilize new high-level *ab initio* potential energy and dipole moment surfaces. Along with the mass dependence, frequency data and Einstein A coefficients are computed for all transitions probed. Particular attention is paid to the  $\Delta|k| = 3$  and  $\Delta|k - l| = 3$  transitions comprising the accidentally coinciding  $|J, K = 0, v_2 = 0^+\rangle$  and  $|J, K = 3, v_2 = 0^-\rangle$  rotation-inversion energy levels. The newly computed probes exhibit sensitivities comparable to their ammonia and methanol counterparts, thus demonstrating their potential for testing the cosmological stability of the proton-to-electron mass ratio. The theoretical TROVE results are in close agreement with sensitivities obtained using the nonrigid and rigid inverter approximate models, confirming that the *ab initio* theory used in the present study is adequate.

**Key words:** molecular data - infrared: ISM - submillimetre: ISM - cosmological parameters

## 1 INTRODUCTION

The hydronium cation ( $\text{H}_3\text{O}^+$ ) is one of the key molecular ions for inferring properties of the interstellar medium, particularly for constraining the cosmic-ray ionization rate of atomic and molecular hydrogen (see Indriolo et al. (2015) and references therein). Knowledge of such parameters is of astrophysical importance, and as a result,  $\text{H}_3\text{O}^+$  is one of the most searched for galactic and extragalactic interstellar molecules (Hollis et al. 1986; Wootten et al. 1986, 1991; Phillips, van Dishoeck & Keene 1992; Boreiko & Betz 1993; Goicoechea & Cernicharo 2001; van der Tak et al. 2006; van der Tak, Aalto & Meijerink 2008; Gerin et al. 2010; Gupta et al. 2010; Aalto et al. 2011; González-Alfonso et al. 2013; Lis et al. 2014). Since  $\text{H}_3\text{O}^+$  formation requires

presence of  $\text{H}_2\text{O}$ , and the chemical relation between  $\text{H}_3\text{O}^+$  and  $\text{H}_2\text{O}$  is well-understood,  $\text{H}_3\text{O}^+$  can serve as an excellent proxy for  $\text{H}_2\text{O}$ , which is often hard to observe directly (Timmermann et al. 1996).

Similar to the ammonia molecule,  $\text{H}_3\text{O}^+$  has several far infrared (FIR) and submillimetre transitions that are particularly sensitive to the proton-to-electron mass ratio  $\mu$  (Kozlov & Levshakov 2011; Kozlov, Porsev & Reimers 2011). The most robust constraint on a variable  $\mu$  has recently been determined using methanol absorption spectra observed in the lensing galaxy PKS1830–211 (Kanekar et al. 2015). The three measured lines possessed sensitivities differing by  $\Delta T = 6.4$ , where  $T$  is the sensitivity coefficient of a transition. In principle then, hydronium is capable of being used exclusively to constrain a possible variation in the proton-to-electron mass ratio, thus avoiding certain systematic errors which arise when using transitions from different

\* The corresponding author: spirko@marge.uochb.cas.cz

molecular species (Flambaum & Kozlov 2007; Murphy et al. 2008; Henkel et al. 2009; Kanekar 2011).

A small number of pure inversion and rotation-inversion transitions in the ground vibrational state of  $\text{H}_3\text{O}^+$  were originally investigated by Kozlov & Levshakov (2011). However the calculated sensitivity coefficients were overestimated and new values have been computed for  $\text{H}_3\text{O}^+$ , along with the isotopologues  $\text{H}_2\text{DO}^+$ ,  $\text{HD}_2\text{O}^+$ , and  $\text{D}_3\text{O}^+$  (Kozlov, Porsev & Reimers 2011). Given the astronomical relevance of  $\text{H}_3\text{O}^+$ , and a good representative set of accurately measured experimental data (Uy, White & Oka 1997; Tang & Oka 1999; Araki, Ozeki & Saito 1999; Furuya & Saito 2005; Yu et al. 2009; Yu & Pearson 2014), we find it worthwhile to carry out a comprehensive study of hydronium,  $\text{H}_3^{16}\text{O}^+$  (also referred to as  $\text{H}_3\text{O}^+$ ), and its two symmetric top isotopologues,  $\text{H}_3^{18}\text{O}^+$  and  $\text{D}_3^{16}\text{O}^+$ . To do this we employ a highly accurate variational approach, which was recently applied to ammonia (Owens et al. 2015). Like  $\text{NH}_3$  (Jansen, Bethlem & Ubachs 2014; Špirko 2014; Owens et al. 2015), there is a possibility to find transitions with strongly anomalous sensitivities caused by the  $\Delta k = \pm 3$  interactions (see Papoušek et al. (1986)), which have not yet been considered.

## 2 VARIATIONAL APPROACH

To calculate sensitivity coefficients we follow the same approach that was employed for ammonia (Owens et al. 2015). The key assumption is that all baryonic matter may be treated equally (Dent 2007), and so  $\mu$  is assumed to be proportional to the molecular mass. One can then use suitably scaled values for the mass of hydronium and perform a series of calculations, from which numerical values of the required derivatives,  $dE/d\mu$ , can be obtained. The sensitivity coefficient  $T_{u,l}$  is defined as

$$T_{u,l} = \frac{\mu}{E_u - E_l} \left( \frac{dE_u}{d\mu} - \frac{dE_l}{d\mu} \right), \quad (1)$$

where  $E_u$  and  $E_l$  refer to the energy of the upper and lower state, respectively. The resulting sensitivities can then be used to determine the induced frequency shift of a probed transition, given by the expression

$$\frac{\Delta\nu}{\nu_0} = T_{u,l} \frac{\Delta\mu}{\mu_0}, \quad (2)$$

where  $\Delta\nu = \nu_{\text{obs}} - \nu_0$  is the change in the frequency, and  $\Delta\mu = \mu_{\text{obs}} - \mu_0$  is the change in  $\mu$ , both with respect to their present day values  $\nu_0$  and  $\mu_0$ .

Calculations were carried out using the nuclear motion code TROVE (Yurchenko, Thiel & Jensen 2007). To compute ro-vibrational transitions and corresponding intensities (Yurchenko et al. 2009), TROVE requires as input a potential energy surface (PES) and dipole moment surface (DMS). For the present study, new high-level *ab initio* PES and DMS have been utilized. A detailed description of these will be reported elsewhere (Polyansky & Ovsyannikov (in preparation)). Here we only provide a summary of the *ab initio* calculations used to generate the respective surfaces.

The PES was computed at the all-electron multireference configuration interaction (MRCI) level of theory using the core-valence-weighted basis sets, aug-cc-pwCVQZ and

aug-cc-pwCV5Z. A two-point formula was applied to extrapolate the electronic energy to the complete basis set (CBS) limit. Additional complete-active-space and relativistic corrections were also incorporated into the PES. For the DMS, the MRCI/aug-cc-pwCV5Z level of theory was used, which is known to produce reliable line intensities (Polyansky et al. 2015).

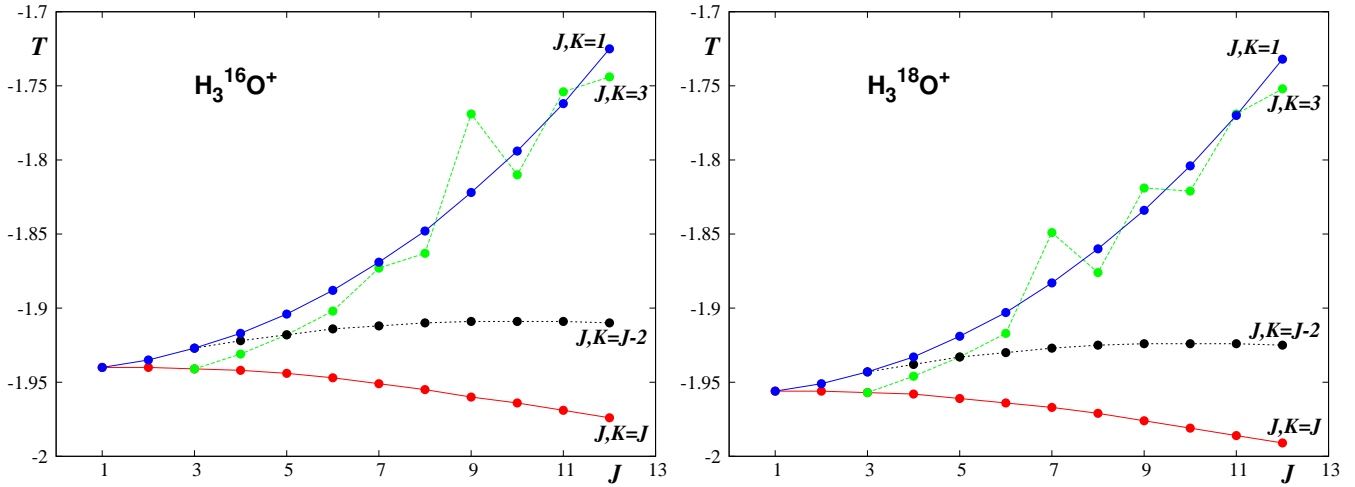
To demonstrate that our variational calculations are robust, we also employ a perturbative nonrigid-inverter (NRI) theory approach (Špirko 1983), which has previously been used to investigate ammonia (Špirko 2014; Owens et al. 2015). The NRI potential energy function for hydronium (Špirko & Kraemer 1989) was upgraded by fitting to a much broader set of experimental data.

## 3 RESULTS AND DISCUSSION

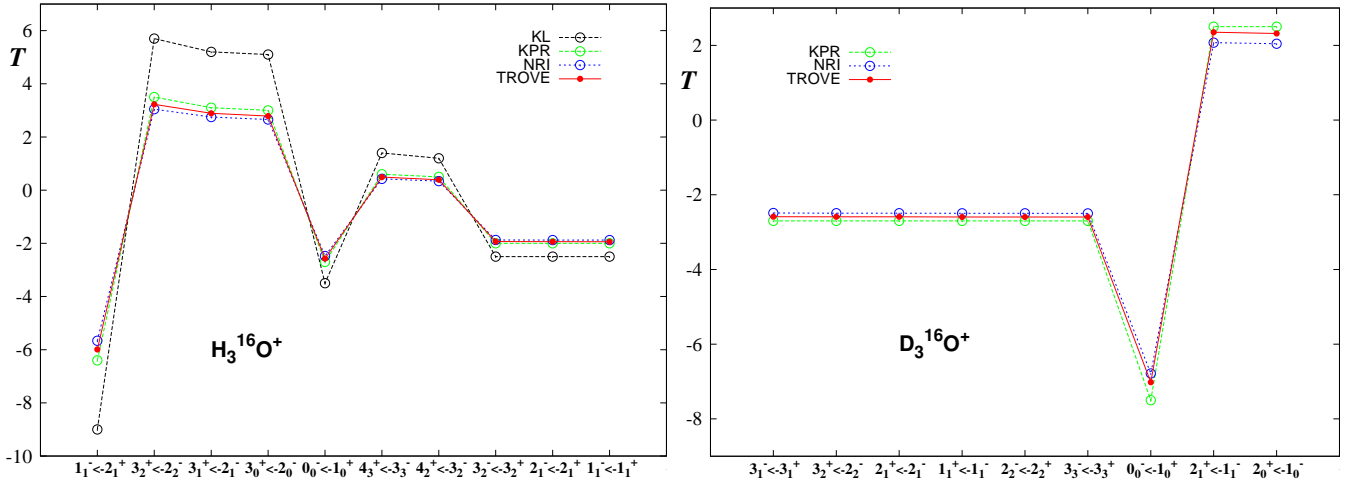
The results are illustrated in Figures 1 to 4, with detailed tables provided as supplementary material (extracts of the tables are presented in Tables 1-11). In Fig. 1, the rotational dependence of the sensitivities for the inversion transitions in the ground vibrational state of  $\text{H}_3^{16}\text{O}^+$  and  $\text{H}_3^{18}\text{O}^+$  is shown. The non-smooth behaviour of the ( $J, K = 3$ ) transitions is caused by the  $\Delta k = \pm 3$  interactions (for details see Belov et al. (1980)). For  $\text{D}_3^{16}\text{O}^+$  the sensitivities display a very similar, albeit smoother trend.

More encouraging are the low  $J$  rotation-inversion transitions displayed in Fig. 2, of which a large number have been observed experimentally in both laboratory (Yu & Pearson 2014; Furuya & Saito 2005), and astronomical (Wootten et al. 1991; Phillips, van Dishoeck & Keene 1992; Goicoechea & Cernicharo 2001; van der Tak et al. 2006; González-Alfonso et al. 2013) environments. The appearance of both positive and negative sensitivities is beneficial to constrain a possible variation in the proton-to-electron mass ratio. The effective Hamiltonian model used by Kozlov, Porsev & Reimers (2011) (KPR in Fig. 2), which does not account for all centrifugal corrections, shows consistent agreement with both the nonrigid-inverter theory (NRI), and variational (TROVE) results. Thus the strongly anomalous sensitivity coefficients of the  $1_{1,1}^- \leftarrow 2_{2,1}^+$  and  $1_{1,0}^- \leftarrow 2_{2,0}^+$  transitions of  $\text{H}_2\text{DO}^+$ , and the  $1_{0,1}^- \leftarrow 1_{1,1}^+$  transition of  $\text{HD}_2\text{O}^+$ , proposed by Kozlov, Porsev & Reimers (2011) have real promise. As discussed previously (Kozlov, Porsev & Reimers 2011), the results of Kozlov & Levshakov (2011) (KL in Fig. 2) overestimate the  $\text{H}_3^{16}\text{O}^+$  sensitivities and should not be used in future studies.

The  $\Delta k = \pm 3$  interactions give rise to several ‘forbidden’ ro-vibrational combination differences of the  $\nu_3$  band (see Fig. 3). The most sensitive of these are presented in Fig. 4. Notably the  $7_3^- \leftarrow 7_0^+$  and  $9_3^- \leftarrow 9_0^+$  combination differences, for which a number of the corresponding transitions have been observed experimentally (Uy, White & Oka 1997), have theoretically derived values of  $T = -15.416$  and  $10.518$ , respectively. The difference,  $\Delta T = 25.934$ , is comparable to the most stringent limit on  $\mu$  obtained using methanol, which utilized transitions with  $\Delta T = 31.8$  (Bagdonaite et al. 2013). However, it should be noted that this constraint has recently been deemed unreliable, and subsequently replaced by a more robust value which employed methanol transitions with  $\Delta T = 6.4$  (Kanekar et al. 2015). Despite available ex-



**Figure 1.** Rotational dependence of the sensitivities ( $T$ ) of the inversion transitions in the ground vibrational states of  $\text{H}_3^{16}\text{O}^+$  and  $\text{H}_3^{18}\text{O}^+$ .

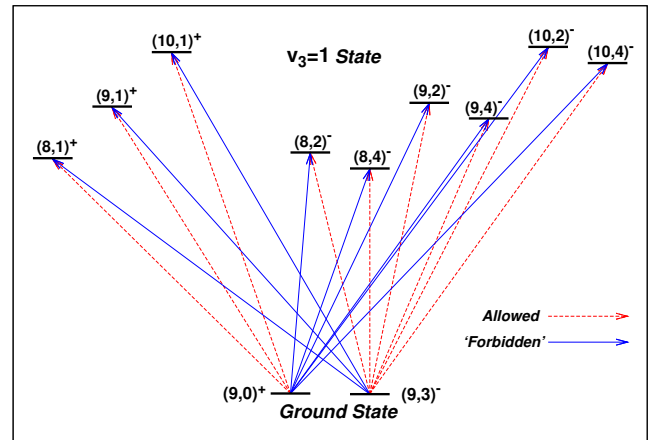


**Figure 2.** State dependence of the calculated sensitivities ( $T$ ) of the rotation-inversion transitions in the ground vibrational states of  $\text{H}_3^{16}\text{O}^+$  and  $\text{D}_3^{16}\text{O}^+$ . KL: calculated in Kozlov & Levshakov (2011); KPR: calculated in Kozlov, Porsev & Reimers (2011); NRI: calculated using the nonrigid-inverter theory (this study); TROVE: calculated variationally (this study). States are labelled as  $J_K^\pm$  on the x-axis.

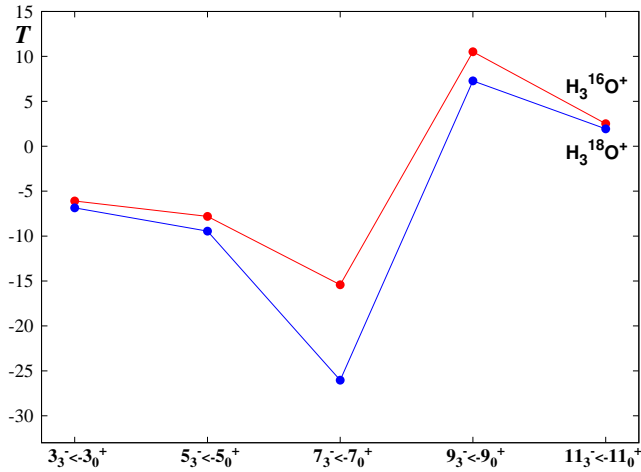
perimental data (Araki, Ozeki & Saito 1999), the  $\text{D}_3^{16}\text{O}^+$  counterparts of these combination differences do not appear to be of any real use, with sensitivities around  $T = -1.006$  (see supplementary material for more detail).

#### 4 CONCLUSION

A robust variational study of the vibration-rotation-inversion transitions of  $\text{H}_3^{16}\text{O}^+$ ,  $\text{H}_3^{18}\text{O}^+$ , and  $\text{D}_3^{16}\text{O}^+$  has been carried out. We hope that by providing theoretical frequency data and Einstein A coefficients, future laboratory and astronomical observations can be tailored to measure transitions which possess sizeable sensitivities. The astrophysical importance of hydronium suggests that this is a realistic prospect. Emphasis should be placed on the ‘forbidden’ combination differences of the  $\nu_3$  band, since several of the corresponding transitions have already been experimentally measured (Uy, White & Oka 1997). The



**Figure 3.** The  $|J=9, K=0, v_2=0^+\rangle - |J=9, K=3, v_2=0^-\rangle$  combination differences of the  $\nu_3$  band of  $\text{H}_3\text{O}^+$ .



**Figure 4.** The sensitivities ( $T$ ) of the most sensitive  $|J, K = 0, v_2 = 0^+\rangle - |J, K = 3, v_2 = 0^-\rangle$  ( $J = 3, 5, 7, 9, 11$ ) combination differences of  $\text{H}_3^{16}\text{O}^+$  and  $\text{H}_3^{18}\text{O}^+$ . States are labelled as  $J_K^\pm$  on the x-axis.

$7_3^- \leftarrow 7_0^+$  and  $9_3^- \leftarrow 9_0^+$  combination differences are separated by  $\Delta T = 25.934$ . This is around four times larger than the  $\Delta T$  of the methanol transitions recently used to determine the most reliable constraint on a possible variation in the proton-to-electron mass ratio (Kanekar et al. 2015).

## ACKNOWLEDGMENTS

The work was a part of the research project RVO:61388963 (IOCB) and was supported by the Czech Science Foundation (grant P209/15-10267S). AO acknowledges the UCL Impact Studentship scheme. SY thanks ERC Advanced Investigator Project 267219. The State Project No. 0035-2014-009 is acknowledged by RIO.

## REFERENCES

- Aalto S., Costagliola F., van der Tak F., Meijerink R., 2011, *A&A*, 527, A69  
 Araki M., Ozeki H., Saito S., 1999, *Mol. Phys.*, 97, 177  
 Bagdonaite J., Daprà M., Jansen P., Bethlem H. L., Ubachs W., Muller S., Henkel C., Menten K. M., 2013, *Phys. Rev. Lett.*, 111, 231101  
 Belov S. P., Gershstein L. I., Krupnov A. F., Maslovskij A. V., Urban Š., Špirko V., Papoušek D., 1980, *J. Mol. Spectrosc.*, 84, 288  
 Boreiko R. T., Betz A. L., 1993, *ApJ*, 405, L39  
 Dent T., 2007, *J. Cosmol. Astropart. Phys.*, 0701, 013  
 Flambaum V. V., Kozlov M. G., 2007, *Phys. Rev. Lett.*, 98, 240801  
 Furuya T., Saito S., 2005, *A&A*, 441, 1039  
 Gerin M. et al., 2010, *A&A*, 518, L110  
 Goicoechea J. R., Cernicharo J., 2001, *ApJ*, 554, L213  
 González-Alfonso E. et al., 2013, *A&A*, 550, A25  
 Gupta H. et al., 2010, *A&A*, 521, L47  
 Henkel C. et al., 2009, *A&A*, 500, 725  
 Hollis J. M., Churchwell E. B., Herbst E., De Lucia F. C., 1986, *Nature*, 322, 524

- Indriolo N. et al., 2015, *ApJ*, 800, 40  
 Jansen P., Bethlem H. L., Ubachs W., 2014, *J. Chem. Phys.*, 140, 010901  
 Kanekar N., 2011, *ApJL*, 728, L12  
 Kanekar N. et al., 2015, *MNRAS*, 448, L104  
 Kozlov M. G., Levshakov S. A., 2011, *ApJ*, 726, 65  
 Kozlov M. G., Porsev S. G., Reimers D., 2011, *Phys. Rev. A*, 83, 052123  
 Lis D. C. et al., 2014, *ApJ*, 785, 135  
 Murphy M. T., Flambaum V. V., Muller S., Henkel C., 2008, *Science*, 320, 1611  
 Owens A., Yurchenko S. N., Thiel W., Špirko V., 2015, *MNRAS*, 450, 3191  
 Papoušek D., Urban Š., Špirko V., Rao K. N., 1986, *J. Mol. Struct.*, 141, 361  
 Phillips T. G., van Dishoeck E. F., Keene J., 1992, *ApJ*, 399, 533  
 Polyansky O. L., Bielska K., Ghysels M., Lodi L., Zobov N. F., Hodges J. T., Tennyson J., 2015, *Phys. Rev. Lett.*, 114, 243001  
 Tang J., Oka T., 1999, *J. Mol. Spectrosc.*, 196, 120  
 Timmermann R., Nikola T., Poglitsch A., Geis N., Stacey G. J., Townes C. H., 1996, *ApJ*, 463, L109  
 Uy D., White E. T., Oka T., 1997, *J. Mol. Spectrosc.*, 183, 240  
 van der Tak F. F. S., Aalto S., Meijerink R., 2008, *A&A*, 477, L5  
 van der Tak F. F. S., Belloche A., Schilke P., Güsten R., Philipp S., Comito C., Bergman P., Nyman, L. -Å., 2006, *A&A*, 454, L99  
 Špirko V., 1983, *J. Mol. Spectrosc.*, 101, 30  
 Špirko V., 2014, *J. Phys. Chem. Lett.*, 5, 919  
 Špirko V., Kraemer W. P., 1989, *J. Mol. Spectrosc.*, 134, 72  
 Wootten A., Boulanger F., Bogey M., Combes F., Encrenaz P. J., Gerin M., Ziurys L., 1986, *A&A*, 166, L15  
 Wootten A., Mangum J. G., Turner B. E., Bogey M., Boulanger F., Combes F., Encrenaz P. J., Gerin M., 1991, *ApJ*, 380, L79  
 Yu S., Drouin B. J., Pearson J. C., Pickett H. M., 2009, *ApJS*, 180, 119  
 Yu S., Pearson J. C., 2014, *ApJ*, 786, 133  
 Yurchenko S. N., Barber R. J., Yachmenev A., Thiel W., Jensen P., Tennyson J., 2009, *J. Phys. Chem. A*, 113, 11845  
 Yurchenko S. N., Thiel W., Jensen P., 2007, *J. Mol. Spectrosc.*, 245, 126

## SUPPORTING INFORMATION

Additional Supporting Information may be found in the online version of this article:

**Table 1.** Inversion frequencies ( $\nu$ ), Einstein coefficients ( $A$ ), and sensitivities ( $T$ ) of  $\text{H}_3^{16}\text{O}^+$  in the ground vibrational state. The full table is available online as supplementary material.

$J$	$K$	$\nu_{\text{calc}}/\text{GHz}$	$A/\text{s}^{-1}$	$T$	$J$	$K$	$\nu_{\text{calc}}/\text{GHz}$	$A/\text{s}^{-1}$	$T$
1	1	1655.8577	0.859E-1	-1.940	9	4	1299.1987	0.156E-1	-1.851
2	1	1632.1427	0.275E-1	-1.935	9	5	1361.3791	0.277E-1	-1.867
2	2	1657.2795	0.115E+0	-1.940	9	6	1440.7479	0.465E-1	-1.887
3	1	1597.1617	0.130E-1	-1.927	9	7	1539.6082	0.758E-1	-1.909
3	2	1621.8135	0.540E-1	-1.932	9	8	1660.8177	0.122E+0	-1.933
...	...	...	...	...	...	...	...	...	...

**Table 2.** Inversion frequencies ( $\nu$ ), Einstein coefficients ( $A$ ), and sensitivities ( $T$ ) of  $\text{H}_3^{18}\text{O}^+$  in the ground vibrational state. The full table is available online as supplementary material.

$J$	$K$	$\nu_{\text{calc}}/\text{GHz}$	$A/\text{s}^{-1}$	$T$	$J$	$K$	$\nu_{\text{calc}}/\text{GHz}$	$A/\text{s}^{-1}$	$T$
1	1	1608.7744	0.788E-1	-1.956	9	4	1249.7781	0.139E-1	-1.863
2	1	1584.8777	0.252E-2	-1.951	9	5	1311.5302	0.248E-1	-1.881
2	2	1610.0266	0.105E+0	-1.956	9	6	1390.4774	0.419E-1	-1.901
3	1	1549.6465	0.119E-1	-1.943	9	7	1488.9820	0.687E-1	-1.924
3	2	1574.2941	0.495E-1	-1.948	9	8	1609.9871	0.111E+0	-1.949
...	...	...	...	...	...	...	...	...	...

**Table 3.** The rotation-inversion frequencies ( $\nu$ ), Einstein coefficients ( $A$ ), and sensitivities ( $T$ ) of  $\text{H}_3^{16}\text{O}^+$  in the ground vibrational state<sup>a</sup>. The full table is available online as supplementary material.

$\Gamma'$	$p'$	$J'$	$K'$	$\Gamma''$	$p''$	$J''$	$K''$	$\nu_{\text{calc}}/\text{MHz}$	$\nu_{\text{exp}}/\text{MHz}$	$A/\text{s}^{-1}$	$T^b$	$T^c$
$E'$	0 <sup>-</sup>	1	1	$E''$	0 <sup>+</sup>	2	1	308483.172	307192.410 <sup>d</sup>	0.556E-3	-5.992	-6.017
$E'$	0 <sup>+</sup>	3	2	$E''$	0 <sup>-</sup>	2	2	362865.643	364797.427 <sup>d,e</sup>	0.432E-3	3.227	3.210
$E''$	0 <sup>+</sup>	3	1	$E'$	0 <sup>-</sup>	2	1	386507.906	388458.641	0.838E-3	2.891	2.876
$A'_2$	0 <sup>+</sup>	3	0	$A''_2$	0 <sup>-</sup>	2	0	394315.581	396272.412 <sup>f</sup>	0.100E-2	2.788	2.775
$A''_2$	0 <sup>-</sup>	0	0	$A'_2$	0 <sup>+</sup>	1	0	985361.418	984711.888	0.362E-1	-2.575	-2.577
...	...	...	...	...	...	...	...	...	...	...	...	...

<sup>a</sup> If not stated otherwise, the experimental frequencies have been taken from Yu & Pearson (2014). <sup>b</sup> Calculated using theoretical frequencies. <sup>c</sup> Calculated using experimental frequencies. <sup>d</sup> Also observed astronomically in van der Tak et al. (2006) <sup>e</sup> Also observed astronomically in Wootten et al. (1991) <sup>f</sup> Also observed astronomically in Phillips, van Dishoeck & Keene (1992) <sup>g</sup> Astronomical observation from Goicoechea & Cernicharo (2001). <sup>h</sup> Astronomical observation from González-Alfonso et al. (2013).

**Table 4.** The rotation-inversion frequencies ( $\nu$ ), Einstein coefficients ( $A$ ), and sensitivities ( $T$ ) of  $\text{H}_3^{18}\text{O}^+$  in the ground vibrational state. The full table is available online as supplementary material.

$\Gamma'$	$p'$	$J'$	$K'$	$\Gamma''$	$p''$	$J''$	$K''$	$\nu_{\text{calc}}/\text{MHz}$	$A/\text{s}^{-1}$	$T$
$A''_2$	0 <sup>-</sup>	0	0	$A'_2$	0 <sup>+</sup>	1	0	939604	0.314E-1	-2.633
$E'$	0 <sup>-</sup>	2	1	$E''$	0 <sup>+</sup>	1	1	2929768	0.287E+0	-1.520
$A''_2$	0 <sup>-</sup>	2	0	$A'_2$	0 <sup>+</sup>	1	0	2921121	0.379E+0	-1.518
$E'$	0 <sup>-</sup>	1	1	$E''$	0 <sup>+</sup>	2	1	263884	0.349E-3	-6.765
$E''$	0 <sup>-</sup>	3	2	$E'$	0 <sup>+</sup>	2	2	3590704	0.419E+0	-1.423
...	...	...	...	...	...	...	...	...	...	...

**Table 5.** The frequencies ( $\nu$ ), Einstein coefficients ( $A$ ), and sensitivities ( $T$ ) of the strongest ‘forbidden’ rotation-inversion transitions in the ground vibrational state of  $\text{H}_3^{16}\text{O}^+$ . The full table is available online as supplementary material.

$\Gamma'$	$p'$	$J'$	$K'$	$\Gamma''$	$p''$	$J''$	$K''$	$\nu_{\text{calc}}/\text{MHz}$	$A/\text{s}^{-1}$	$T$
$A_2'$	0 <sup>+</sup>	7	0	$A_2''$	0 <sup>+</sup>	6	3	6013041	0.532E-1	-1.012
$A_2'$	0 <sup>-</sup>	7	3	$A_2''$	0 <sup>-</sup>	6	0	3320905	0.115E-1	-0.982
$A_2''$	0 <sup>+</sup>	8	3	$A_2'$	0 <sup>+</sup>	7	0	3986710	0.132E-1	-0.985
$A_2''$	0 <sup>-</sup>	8	0	$A_2'$	0 <sup>-</sup>	7	3	6509745	0.713E-1	-0.980
$A_2'$	0 <sup>+</sup>	9	0	$A_2''$	0 <sup>+</sup>	8	3	7288334	0.473E+0	-1.011
...	...	...	...	...	...	...	...	...	...	...

**Table 6.** Combination differences ( $CD$ ) of the ‘forbidden’ ( $\Delta|k-l|=3$ ) and allowed ( $\Delta|k-l|=0$ ) transitions between the  $\nu_3$  and ground vibrational states in  $\text{H}_3^{16}\text{O}^+$ . The full table is available online as supplementary material.

Allowed	$\nu_{\text{calc}}/\text{cm}^{-1}$	$\nu_{\text{exp}}/\text{cm}^{-1}$	$A/\text{s}^{-1}$	Forbidden	$\nu_{\text{calc}}/\text{cm}^{-1}$	$\nu_{\text{exp}}/\text{cm}^{-1}$	$A/\text{s}^{-1}$	$CD/\text{cm}^{-1}$
$r\text{P}(3,0)^+$	3457.025		0.390E+3	$o\text{P}(3,3)^-$	3447.266		0.826E-1	9.7594
$r\text{Q}(3,0)^+$	3523.544		0.964E+3	$o\text{Q}(3,3)^-$	3513.785		0.189E-1	9.7594
$r\text{R}(3,0)^+$	3610.441		0.530E+3	$o\text{R}(3,3)^-$	3600.682		0.326E-1	9.7594
$p\text{P}(3,3)^-$	3474.787		0.934E+3	$s\text{P}(3,0)^+$	3484.546		0.420E-1	9.7594
$p\text{Q}(3,3)^-$	3539.922		0.233E+3	$s\text{Q}(3,0)^+$	3549.681		0.142E+0	9.7594
$p\text{R}(3,3)^-$	3626.725		0.246E+2	$s\text{R}(3,0)^+$	3636.484		0.222E+0	9.7594
$r\text{R}(3,3)^-$	3564.692		0.730E+3	$u\text{R}(3,0)^+$	3574.452		0.104E-1	9.7594
...	...	...	...	...	...	...	...	...

<sup>a</sup> Experimental frequencies from Tang & Oka (1999) and Uy, White & Oka (1997). Experimental  $CD$  data in parentheses. Transitions with  $\Delta J = -1, 0, +1$  are described using the labels P, Q, R respectively, whilst the superscript  $o, p, q, r, s, t, u$  notation corresponds to transitions with  $\Delta K = -2, -1, 0, +1, +2, +3, +4$  respectively. All transitions are between states of  $A_2'$  and  $A_2''$  symmetry, where  $+(-) \rightarrow +(-)$  are allowed, and  $+(-) \rightarrow -(+)$  are forbidden. See also Figure 3.**Table 7.** The ‘forbidden’ combination differences ( $\nu$ ) and sensitivities ( $T$ ) of the  $\text{H}_3^{16}\text{O}^+$  and  $\text{H}_3^{18}\text{O}^+$  ground vibrational state transitions<sup>a</sup>. The full table is available online as supplementary material.

$\Gamma'$	$p'$	$J'$	$K'$	$\Gamma''$	$p''$	$J''$	$K''$	$\nu_{\text{calc}}/\text{MHz}$	$\nu_{\text{exp}}/\text{MHz}$	$T^b$	$T^c$
$\text{H}_3^{16}\text{O}^+$											
$A_2''$	0 <sup>+</sup>	8	3	$A_2''$	0 <sup>-</sup>	8	6	2490592	2499819	-0.492	-0.490
$A_2''$	0 <sup>+</sup>	9	3	$A_2''$	0 <sup>-</sup>	9	6	2549767	2557200	-0.536	-0.534
$E'$	0 <sup>+</sup>	7	4	$E'$	0 <sup>-</sup>	7	7	3257694	3261952	-0.566	-0.565
$E'$	0 <sup>+</sup>	8	4	$E'$	0 <sup>-</sup>	8	7	3311613	3316064	-0.597	-0.596
$E'$	0 <sup>+</sup>	8	4	$E'$	0 <sup>-</sup>	8	7	3311613	3316124	-0.597	-0.596
...	...	...	...	...	...	...	...	...	...	...	...

<sup>a</sup> Experimental frequencies from Tang & Oka (1999) and Uy, White & Oka (1997). <sup>b</sup> Calculated using theoretical frequencies. <sup>c</sup> Calculated using experimental frequencies.**Table 8.** Inversion frequencies ( $\nu$ ), Einstein coefficients ( $A$ ), and sensitivities ( $T$ ) of  $\text{D}_3^{16}\text{O}^+$  in the ground vibrational state. The full table is available online as supplementary material.

$J$	$K$	$\nu_{\text{calc}}/\text{MHz}$	$A/\text{s}^{-1}$	$T$	$J$	$K$	$\nu_{\text{calc}}/\text{MHz}$	$A/\text{s}^{-1}$	$T$
1	1	461457.7	0.202E-2	-2.594	9	3	396223.5	0.262E-3	-2.532
2	1	457746.8	0.659E-3	-2.591	9	-3	396307.6	0.262E-3	-2.533
2	2	462036.6	0.271E-2	-2.595	9	4	404995.9	0.495E-3	-2.541
3	1	452238.3	0.318E-3	-2.586	9	5	416478.0	0.837E-3	-2.552
3	2	456477.0	0.131E-2	-2.590	9	6	430926.5	0.133E-2	-2.565
...	...	...	...	...	...	...	...	...	...

**Table 9.** The frequencies ( $\nu$ ), Einstein coefficients ( $A$ ), and sensitivities ( $T$ ) of the rotation-inversion transitions in the ground vibrational state of  $D_3^{16}O^+$ . The full table is available online as supplementary material.

$\Gamma'$	$p'$	$J'$	$K'$	$\Gamma''$	$p''$	$J''$	$K''$	$\nu_{\text{calc}}/\text{MHz}$	$A/\text{s}^{-1}$	$T$
$A_1''$	0 <sup>-</sup>	1	0	$A_1'$	0 <sup>+</sup>	0	0	799894 <sup>a</sup>	0.703E-2	-1.919
$A_2''$	0 <sup>-</sup>	0	0	$A_2'$	0 <sup>+</sup>	1	0	122016	0.748E-4	-7.018
$E'$	0 <sup>-</sup>	2	1	$E''$	0 <sup>+</sup>	1	1	1137348	0.182E-1	-1.644
$A_2''$	0 <sup>-</sup>	2	0	$A_2'$	0 <sup>+</sup>	1	0	1135859	0.242E-1	-1.643
$E''$	0 <sup>+</sup>	2	1	$E'$	0 <sup>-</sup>	1	1	218144	0.128E-3	2.352
...	...	...	...	...	...	...	...	...	...	...

<sup>a</sup> Experimental value of 798713.814 MHz measured in Furuya & Saito (2005). Note that states with  $K = +3$  are of  $A_2$  symmetry, whilst those with  $K = -3$  are of  $A_1$  symmetry.

**Table 10.** The frequencies ( $\nu$ ), Einstein coefficients ( $A$ ), and sensitivities ( $T$ ) of the strongest ‘forbidden’ rotation-inversion transitions in the ground vibrational state of  $D_3^{16}O^+$ . The full table is available online as supplementary material.

$\Gamma'$	$p'$	$J'$	$K'$	$\Gamma''$	$p''$	$J''$	$K''$	$\nu_{\text{calc}}/\text{MHz}$	$A/\text{s}^{-1}$	$T$
$A_1''$	0 <sup>-</sup>	9	0	$A_1'$	0 <sup>-</sup>	8	-3	3688528	0.170E-3	-0.989
$A_1'$	0 <sup>+</sup>	10	0	$A_1''$	0 <sup>+</sup>	9	-3	4042517	0.147E-3	-1.000
$A_2''$	0 <sup>-</sup>	10	0	$A_2'$	0 <sup>-</sup>	9	3	4016397	0.375E-3	-0.987
$E'$	0 <sup>-</sup>	11	1	$E''$	0 <sup>-</sup>	10	4	4785669	0.151E-3	-0.985
$A_2'$	0 <sup>+</sup>	11	0	$A_2''$	0 <sup>+</sup>	10	3	4368847	0.288E-3	-0.997
...	...	...	...	...	...	...	...	...	...	...

Note that states with  $K = +3$  are of  $A_2$  symmetry, whilst those with  $K = -3$  are of  $A_1$  symmetry.

**Table 11.** The ‘forbidden’ combination differences ( $\nu$ ) and sensitivities ( $T$ ) of the  $D_3^{16}O^+$  ground vibrational state transitions<sup>a</sup>. The full table is available online as supplementary material.

$\Gamma'$	$p'$	$J'$	$K'$	$\Gamma''$	$p''$	$J''$	$K''$	$\nu_{\text{calc}}/\text{MHz}$	$\nu_{\text{exp}}/\text{MHz}$	$T^b$	$T^c$
$A_2'$	0+	8	6	$A_2'$	0+	7	6	2711462	2714369	-1.004	-1.003
$A_2'$	0+	7	6	$A_2'$	0+	6	6	2376103	2378622	-1.006	-1.005
$E'$	0+	6	4	$E'$	0+	5	4	2035287	2037351	-1.005	-1.004
$A_2''$	0+	4	3	$A_2''$	0+	3	3	1358641	1360071	-1.006	-1.005
$A_1''$	0+	4	-3	$A_1''$	0+	3	-3	1358642	1360071	-1.006	-1.005
...	...	...	...	...	...	...	...	...	...	...	...

<sup>a</sup> Experimental frequencies from Araki, Ozeki & Saito (1999). <sup>b</sup> Calculated using theoretical frequencies. <sup>c</sup> Calculated using experimental frequencies.