

## ALMA DISCOVERY OF DUST BELTS AROUND PROXIMA CENTAURI

GUILLEM ANGLADA,<sup>1</sup> PEDRO J. AMADO,<sup>1</sup> JOSE L. ORTIZ,<sup>1</sup> JOSÉ F. GÓMEZ,<sup>1</sup> ENRIQUE MACÍAS,<sup>2</sup> ANTXON ALBERDI,<sup>1</sup>  
MAYRA OSORIO,<sup>1</sup> JOSÉ L. GÓMEZ,<sup>1</sup> ITZIAR DE GREGORIO-MONSALVO,<sup>3,4</sup> MIGUEL A. PÉREZ-TORRES,<sup>1,5</sup>  
GUILLEM ANGLADA-ESCUDE,<sup>6</sup> ZAIRA M. BERDIÑAS,<sup>7,1</sup> JAMES S. JENKINS,<sup>7</sup> IZASKUN JIMENEZ-SERRA,<sup>6</sup> LUISA M. LARA,<sup>1</sup>  
MARIA J. LÓPEZ-GONZÁLEZ,<sup>1</sup> MANUEL LÓPEZ-PUERTAS,<sup>1</sup> NICOLAS MORALES,<sup>1</sup> IGNASI RIBAS,<sup>8</sup> ANITA M. S. RICHARDS,<sup>9</sup>  
CRISTINA RODRÍGUEZ-LÓPEZ,<sup>1</sup> AND ELOY RODRIGUEZ<sup>1</sup>

<sup>1</sup>*Instituto de Astrofísica de Andalucía, CSIC, Glorieta de la Astronomía s/n, 18008 Granada, Spain*

<sup>2</sup>*Department of Astronomy, Boston University, 725 Commonwealth Avenue, Boston, MA 02215, USA*

<sup>3</sup>*European Southern Observatory, 3107 Alonso de Córdova, Vitacura, Santiago, Chile*

<sup>4</sup>*Joint ALMA Observatory, Alonso de Córdova 3107, Vitacura, Casilla 19001, Santiago 19, Chile*

<sup>5</sup>*Visiting Scientist: Departamento de Física Teórica, Facultad de Ciencias, Universidad de Zaragoza, E-50009, Zaragoza, Spain*

<sup>6</sup>*School of Physics and Astronomy, Queen Mary University of London, 327 Mile End Rd., London E1 4NS, UK*

<sup>7</sup>*Departamento de Astronomía, Universidad de Chile, Camino del Observatorio, 1515 Las Condes, Santiago, Chile*

<sup>8</sup>*Institut de Ciències de l'Espai (IEEC-CSIC), C/ Can Magrans s/n, Campus UAB, 08193 Bellaterra, Spain*

<sup>9</sup>*JBCA, School of Physics and Astronomy, University of Manchester, Manchester, M13 9PL, UK*

(Received 2017-10-15; Revised 2017-10-29; Accepted 2017-11-01)

Submitted to The Astrophysical Journal Letters

### ABSTRACT

Proxima Centauri, the star closest to our Sun, is known to host at least one terrestrial planet candidate in a temperate orbit. Here we report the ALMA detection of the star at 1.3 mm wavelength and the discovery of a belt of dust orbiting around it at distances ranging between 1 and 4 au, approximately. Given the low luminosity of the Proxima Centauri star, we estimate a characteristic temperature of about 40 K for this dust, which might constitute the dust component of a small-scale analog to our solar system Kuiper belt. The estimated total mass, including dust and bodies up to 50 km in size, is of the order of 0.01 Earth masses, which is similar to that of the solar Kuiper belt. Our data also show a hint of warmer dust closer to the star. We also find signs of two additional features that might be associated with the Proxima Centauri system, which, however, still require further observations to be confirmed: an outer extremely cold (about 10 K) belt around the star at about 30 au, whose orbital plane is tilted about 45 degrees with respect to the plane of the sky; and additionally, we marginally detect a compact 1.3 mm emission source at a projected distance of about 1.2 arcsec from the star, whose nature is still unknown.

*Keywords:* circumstellar matter — stars: individual: (Proxima Centauri) — planetary systems —  
radio continuum: planetary systems

## 1. INTRODUCTION

Cold debris disks around main sequence stars (e.g., Greaves et al. 2004; Di Folco et al. 2007; Lestrade et al. 2012; Chavez-Dagostino et al. 2016; MacGregor et al. 2016) are left-over planetesimals that could not agglomerate into larger bodies during the process of planet formation. In these disks, dust grains are continuously replenished by dust particles resulting from grinding-down of larger planetesimals in destructive collisions (the so-called collisional cascade; Wyatt et al. 2007a). These processes produce a second-generation of dust grains with a wide size distribution, whose thermal emission is observable from far-IR to mm wavelengths (Wyatt 2008; Matthews et al. 2014, and references therein). Dust is usually distributed as a belt within the periphery of the system in a way analogous to the Kuiper belt in our Solar System. While most of the known debris disks present cold dust in narrow belts at tens of au, a small fraction host a hot dust component within a few au, analogous to the Asteroid belt or Zodiacal dust (e.g., Absil et al. 2013; Marino et al. 2017).

The study of the present-day structure and dynamics of these dust belts can provide important information about the formation and evolution of exoplanetary systems, in a similar way as it has been done in our solar system. For example, it is thought that the present-day solar Kuiper belt is more extended and 100 times less massive than it was initially. This depletion in mass is explained in terms of dynamical instabilities due to early Jupiter-Saturn interactions (the Nice model; Morbidelli et al. 2005).

Proxima Centauri, at a distance of 1.3 pc (van Leeuwen 2007), is the closest star to the Sun. It is an M5.5V star with  $T_{\text{eff}} = 3000$  K,  $M_* = 0.12 M_{\odot}$ ,  $R_* = 0.15 R_{\odot}$ , and  $L_* = 0.0015 L_{\odot}$  (Ribas et al. 2017); it belongs to a triple system (Kervella et al. 2017) and its age is estimated to be  $\sim 5$  Gyr (Bazot et al. 2016), if coeval formation is assumed. The discovery, using Doppler data, of a terrestrial planet candidate ( $m_p \sin i = 1.3 M_{\oplus}$ ) orbiting the star at 0.05 au (Anglada-Escudé et al. 2016) has triggered the study of the main features of this stellar-planetary system. Raymond et al. (2011) show that debris disks are signposts of terrestrial planet formation. Thus, one might expect that Proxima Centauri is associated with a Kuiper belt analog that would allow us to learn about its planetary system history and architecture. Besides the intrinsic interest of studying a Kuiper belt analog in Proxima Centauri, imaging this belt would allow us to constrain the inclination angle of the orbital plane of the planet Proxima b and therefore to determine its true mass.

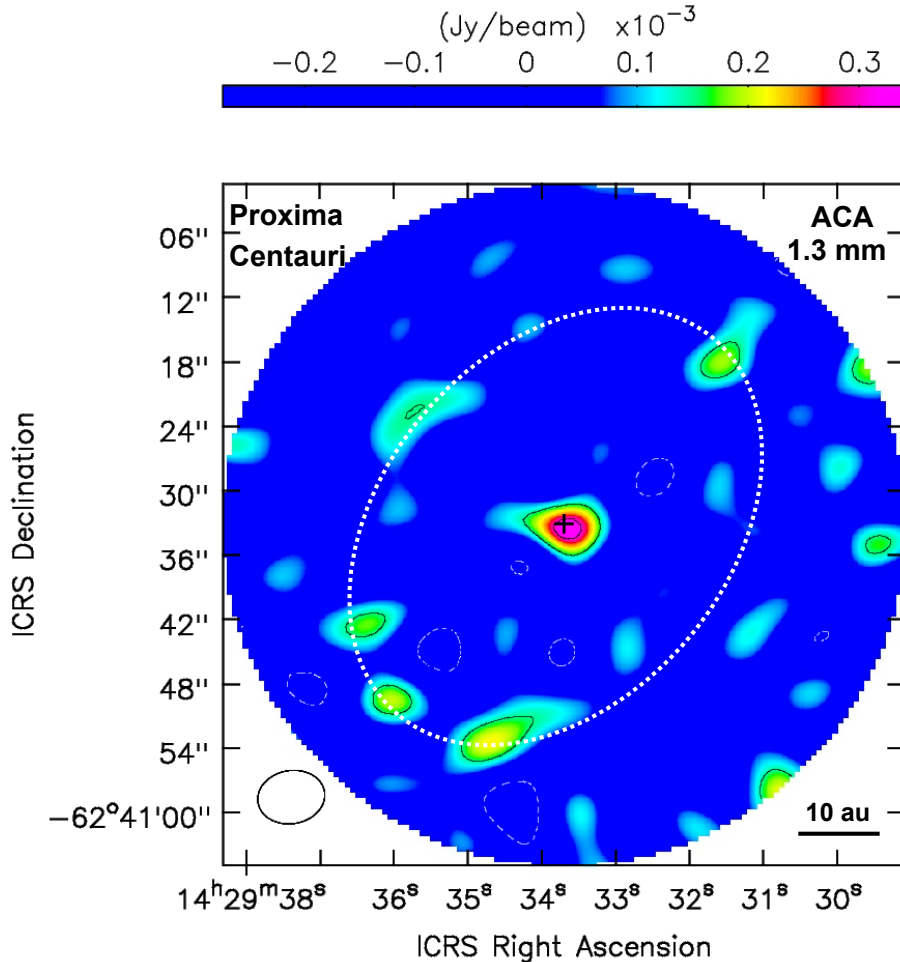
In this Letter we report the first results of ALMA band 6 observations towards the star closest to our Sun, aiming at characterizing the architecture of its planetary system through the thermal emission of the surrounding dust.

## 2. OBSERVATIONS

We observed Proxima Centauri with the Atacama Large Millimeter/Submillimeter Array (ALMA) at 1.3 mm, using both the Atacama Compact Array (ACA) of 7-m antennas and the main ALMA array of 12-m antennas. In all cases, we observed in dual polarization, with four spectral windows centered at 225, 227, 239 and 241 GHz, each with a 1.875 GHz effective bandwidth split into 120 channels. ACA observations were made between 2017 January 21 and 2017 March 24, with 8-11 antennas available, in 13 separate sessions of  $\sim 1.6$  hours each, including overheads. Ganymede, Callisto, Titan, J1427–4206, and J1517–2422 were used for absolute flux calibration, J1427–4206 and J1924–2914 for bandpass calibration, and J1424–6807 and J1329–5608 (within  $5.5^{\circ}$  and  $10.0^{\circ}$  of the target, respectively) for phase calibration. Observations were sensitive to angular scales  $\lesssim 29''$ . At this band, the primary beam FWHM is  $\sim 39''$  and its first null is at a radius of  $\sim 46''$ . The 12-m array, with 41 antennas available, was used in a single session of 2.6 h on 2017 April 25. J1617–5848 and Titan were used for absolute flux calibration, J1427–4206 for bandpass calibration, and J1424–6807 (within  $5.5^{\circ}$  of the target) for phase calibration. Observations were sensitive to angular scales  $\lesssim 6''$ . The primary beam FWHM is  $\sim 23''$  and its first null is at a radius of  $\sim 27''$ .

Considering the large proper motions and parallax of Proxima Centauri, the phase center of the observations was updated from scan to scan to track the source position with sub-milliarcsec accuracy. This was done by assuming source coordinates at epoch and equinox J2000.0 of R.A. =  $14^{\text{h}}29^{\text{m}}42.9485^{\text{s}}$ , Dec =  $-62^{\circ}40'46.163''$ , proper motions of  $-3775.75$  and  $765.54$  mas yr $^{-1}$  (van Leeuwen et al. 2007) in R.A. and Dec, respectively, and a parallax of 768.13 mas (Lurie et al. 2014).

Data were processed using the Common Astronomy Software Applications (CASA) package. Calibration was performed with the ALMA pipeline, using CASA versions 4.7.0 and 4.7.2 for ACA and 12-m array data, respectively. Images were obtained by combining all spectral windows in multifrequency synthesis mode, applying a robust parameter of 0.5, and deconvolving with the CLEAN algorithm.

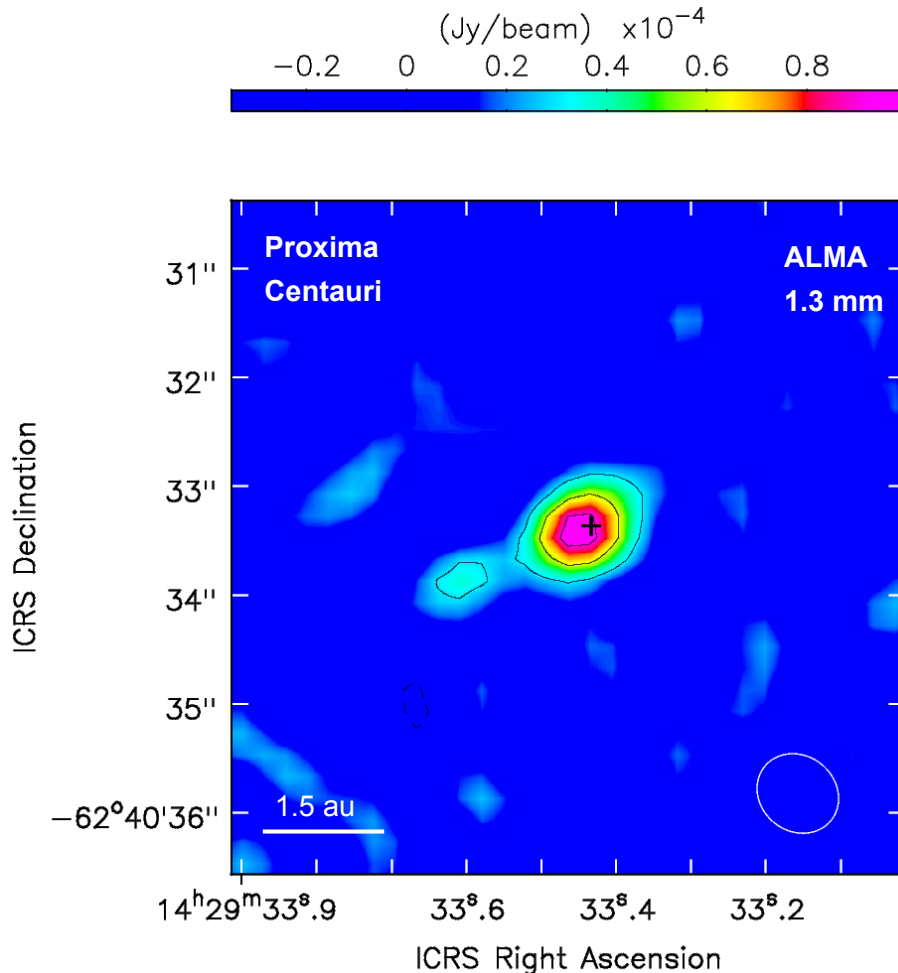


**Figure 1.** ACA 7-m array image of the 1.3 mm emission towards Proxima Centauri. Contours are  $-3$ ,  $3$ , and  $6$  times  $50 \mu\text{Jy beam}^{-1}$ , the rms of the image. The position of the star on 2017 Jan 21, measured from an optical image (error  $\simeq 0.1''$ ), is marked with a + sign. The ellipse shows the belt of radius 30 au suggested by the azimuthally averaged intensity profile (see text). The primary beam response correction has not been applied to this image to better represent the noise distribution. The figure shows the region where the primary beam response is  $> 20\%$  of that at the field center. The synthesized beam ( $6.28'' \times 4.96''$ ,  $\text{PA} = -80.4^\circ$ ) is shown in the bottom-left corner.

Self-calibration was attempted, but was unsuccessful due to insufficient S/N. Flux densities and intensities were measured with task IMSTAT. Source positions and sizes were determined with task IMFIT. Positional and flux uncertainties include absolute errors (5% of the resolution in astrometry and 7% in flux calibration) and relative errors due to noise in the images. All errors quoted in this Letter are at a  $1\sigma$  level.

Figure 1 shows the 1.3 mm ACA image (synthesized beam  $\text{FWHM} \simeq 6''$ ). Since the phase center was changed in each session to track the source position, all data were assigned the formal position of the first epoch of observation, prior to combination of all epochs. Our image shows an unresolved source coinciding within the uncertainty ( $0.4''$ ) with the optical position of Proxima Centauri. The source has a flux density of  $340 \pm 60 \mu\text{Jy}$ .

Figure 2 shows the 1.3 mm image obtained with the ALMA 12-m array (synthesized beam  $\text{FWHM} \simeq 0.7''$ ). The image shows a main central source, whose emission peak is located at ICRS coordinates  $\text{R.A.} = 14^{\text{h}}29^{\text{m}}33.445^{\text{s}} \pm 0.005^{\text{s}}$ ,  $\text{Dec} = -62^\circ40'33.40'' \pm 0.03''$ , coinciding within  $0.1''$  with the optical position of the star at the epoch of observation. The flux density is  $106 \pm 12 \mu\text{Jy}$  and the intensity peak is  $100 \pm 12 \mu\text{Jy beam}^{-1}$ . The source appears marginally elongated (deconvolved size  $\sim 0.6''$ ) in a direction with  $\text{PA} \simeq 130^\circ$ .



**Figure 2.** ALMA 12-m array image of the 1.3 mm emission towards Proxima Centauri. Contours are  $-3$ ,  $3$ ,  $6$ , and  $9$  times  $10 \mu\text{Jy beam}^{-1}$ , the rms of the image. The position of the star on 2017 April 25, measured from an optical image (error  $\simeq 0.1''$ ), is marked with a  $+$  sign. The synthesized beam ( $0.79'' \times 0.69''$ ,  $\text{PA}=50.3^\circ$ ) is shown in the bottom-right corner.

A secondary source with a flux density of  $38 \pm 10 \mu\text{Jy}$  is marginally detected ( $4\sigma$ ) at ICRS coordinates  $\text{R.A.}=14^{\text{h}}29^{\text{m}}33.604^{\text{s}} \pm 0.011^{\text{s}}$ ,  $\text{Dec}=-62^\circ40'33.88'' \pm 0.07''$ , at a distance of  $1.2''$  and  $\text{PA}=114^\circ$  from the central star.

### 3. RESULTS AND DISCUSSION

#### 3.1. *The Emission from the Star*

The star (with a diameter of  $\sim 0.001''$ ) should appear angularly unresolved in the ALMA observations. Thus, the observed intensity peak in the ALMA 12-m array image (angular resolution  $\simeq 0.7''$ ) sets an upper limit of  $100 \pm 10 \mu\text{Jy}$  (Fig. 2) for the stellar flux density.

The expected non-thermal emission of the star at 1.3 mm, extrapolated from the non-thermal flux density and spectral index measured by Slee et al. (2003), as well as our own ATCA measurements between 1 and 3 GHz (J.F. Gómez et al., in prep.), is negligible ( $\ll 1 \mu\text{Jy}$ ).

The expected thermal emission from the star can be obtained from the photospheric emission model that fits the overall SED as described by Ribas et al. (2017), giving an extrapolated flux density at 1.3 mm of  $74 \pm 4 \mu\text{Jy}$ . This result is fully consistent with the upper limit ( $< 100 \mu\text{Jy}$ ) provided by our ALMA 12-m array observations (Fig. 2), and indicates that  $\sim 70$ - $80\%$  of the flux density detected by ACA ( $340 \pm 60 \mu\text{Jy}$ ; Fig. 1) does not arise from the star; therefore, we interpret it as thermal emission from circumstellar dust (see below).

### 3.2. Dust Around Proxima Centauri

As shown above, the flux density of the unresolved (diameter  $\lesssim 6''$ ) source detected by ACA largely exceeds what can be accounted for by the star, and we interpret the excess of  $\sim 270 \mu\text{Jy}$  as thermal emission from dust orbiting the star at radii  $r \lesssim 3''$  ( $r \lesssim 4$  au). The actual distribution of this dust can be further constrained by the ALMA 12-m array data.

If this emission were originated in a compact region (up to a few times the solid angle of the ALMA 12-m array synthesized beam), it would have been detected with a high S/N in the ALMA image (Fig. 2). However, the image only reveals two sources above the  $3\sigma$  threshold within a region of  $\sim 6''$  in size (similar to the size of the ACA synthesized beam), totaling a flux density of  $\sim 70 \mu\text{Jy}$  after subtraction of the estimated emission of the star. This implies that the remaining  $\sim 200 \mu\text{Jy}$  should be distributed over a solid angle  $\gtrsim 7$  times that of the ALMA beam for its intensity to remain below the  $3\sigma$  threshold of  $30 \mu\text{Jy beam}^{-1}$  (if a fraction of the emission was resolved out by the interferometer, this conclusion still holds). This condition requires that a significant part of the emission comes from radii larger than  $\sim 1''$ . Thus, with our current data we infer that there are  $\sim 200 \mu\text{Jy}$  of dust emission spread over a belt in a range of radii from  $\sim 1''$  to  $\sim 3''$ , corresponding to  $\sim 1.3$ -4 au. A more precise determination of its distribution would require additional, more sensitive observations.

While our data are insufficient for a proper modeling, they are nevertheless enough to obtain a rough estimate of the masses involved. The mass of dust detected by ALMA can be estimated approximately as  $(m_{\text{dust}}/M_{\oplus}) = 0.5 (S_{\nu}/\text{Jy}) (T_d/\text{K})^{-1} (d/\text{pc})^2 (\nu/230 \text{ GHz})^{-2}$ , where a dust opacity of  $\kappa_{\nu} = 2 \text{ cm}^2 \text{ g}^{-1}$  has been adopted (e.g., Beckwith et al. 2000). The dust temperature can be approximated as  $(T_d/\text{K}) = 278 (L/L_{\odot})^{0.25} (r/\text{au})^{-0.5}$  (Wyatt 2008). Thus, for the dust observed at  $r \simeq 1$ -4 au, we obtain  $T_d \simeq 40$  K and a dust mass  $m_d \simeq 4 \times 10^{-6} M_{\oplus}$ .

The 1.3 mm continuum emission traces dust grains with  $\mu\text{m}$  to cm sizes. However, this population of small grains results from the collisional cascade involving a primordial population of larger bodies and planetesimals containing most of the mass. The equilibrium size-distribution resulting from this collisional cascade can be described by a power-law of index  $-3.5$  (Tanaka et al. 1996). Following a formulation similar to that of Wyatt & Dent (2002), it can easily be shown that, if the primordial size distribution connects smoothly with the collisional cascade distribution, the total mass can be approximated by  $m_{\text{tot}} \simeq m_{\text{dust}} (D_{\text{max}}/D_{\text{dust}})^{0.5}$ , where  $D_{\text{max}}/D_{\text{dust}}$  is the ratio between the maximum sizes of the population of large bodies and that of the observed dust emission. Taking  $D_{\text{dust}} \simeq 1$  cm, we obtain  $m_{\text{tot}} \simeq 2200 m_{\text{dust}} (D_{\text{max}}/50 \text{ km})^{0.5}$ . Therefore, if we integrate up to  $D_{\text{max}} \simeq 50$  km (e.g., Greaves et al. 2004; Wyatt et al. 2007a), we obtain a total mass of  $m_{\text{tot}} \simeq 10^{-2} M_{\oplus}$ .

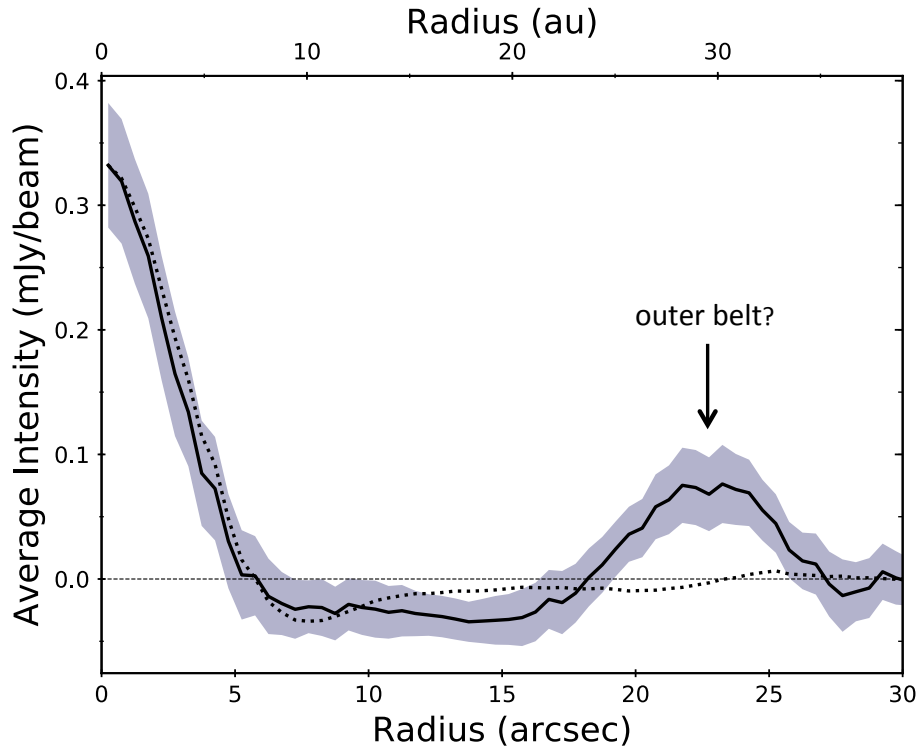
This mass is similar to that of the solar Kuiper belt ( $\sim 10^{-2} M_{\oplus}$ ; Bernstein et al. 2004), which also has a similar temperature ( $\sim 50$  K), but is located at a much larger distance (30-50 au) from the Sun. Given the very low luminosity of the M-dwarf star Proxima Centauri (§1), one would expect that physical conditions similar to those required for the solar Kuiper belt are attained at distances much closer to the star. Therefore, we suggest that the dust emission in Proxima Centauri, arising at scales  $\sim 1$ -4 au, is likely tracing a Kuiper belt analog around this star.

Additionally, we note that the central source detected by the ALMA 12-m array (Fig. 2) appears marginally elongated along PA  $\simeq 130^\circ$  with a flux density of  $106 \mu\text{Jy}$  and a deconvolved size of  $\sim 0.8$  au. A hint of an excess of emission in the proximity of the star and elongation along a similar PA is also observed in images made by combining the ACA and ALMA 12-m array data. Thus, considering the stellar emission to be  $74 \mu\text{Jy}$  (see §3.1), it might be possible that a small amount of warmer dust, with a flux density of  $\sim 30 \mu\text{Jy}$  is present at distances of  $\sim 0.4$  au from the star. Following the same procedures as above, we estimate a characteristic temperature  $T_d \simeq 90$  K, a dust mass of  $\sim 5.5 \times 10^{-7} M_{\oplus}$ , and a total mass of  $\sim 10^{-3} M_{\oplus}$  for this possible hotter component.

### 3.3. A Possible Outer Belt at 30 au

The 1.3 mm ACA image (Fig. 1) does not show direct evidence for dust structures other than the compact central source, but it shows a number of weak emission peaks that could be part of a larger structure. Since a tilted circular belt would appear as an ellipse on the sky, we performed averaging of the observed emission over elliptical annuli centered on the star to increase the S/N. When azimuthally averaging the intensity in annuli, the S/N of the intensity profile at a given radius improves by a factor equal to the square root of the ratio between the length of the annulus and the beam diameter. This approach has been successfully used to infer the presence of rings and gaps in protoplanetary disks around young stars (Osorio et al. 2014; Macias et al. 2017), as well as in debris disks around old stars (Marino et al. 2017).

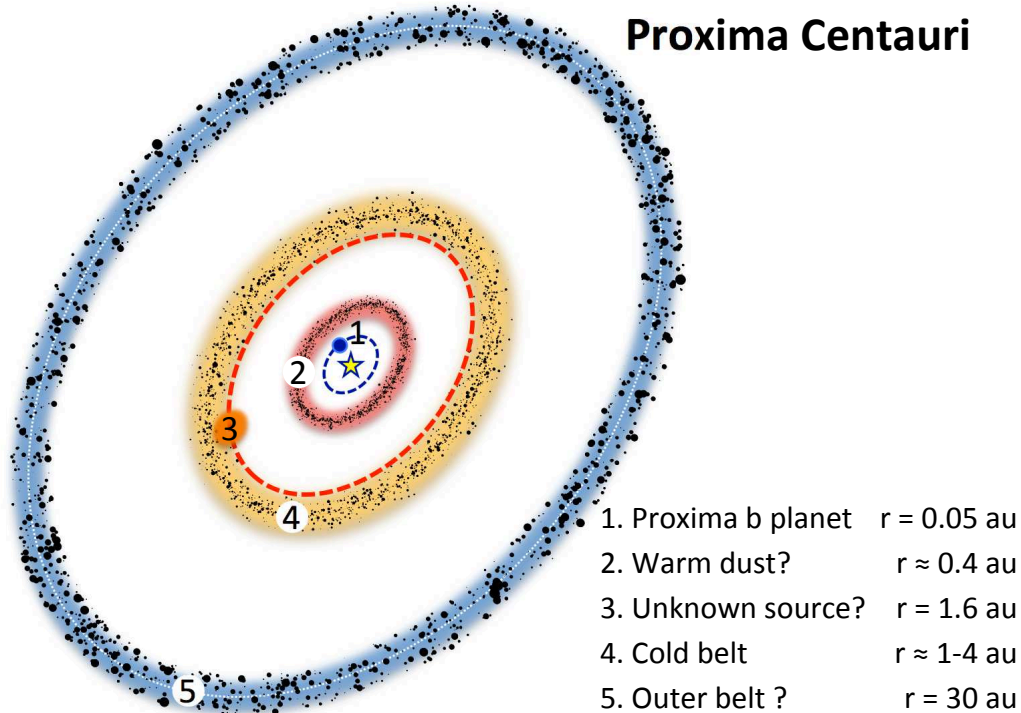
The radial intensity profiles obtained in this way suggest an emission peak around a radius of  $\sim 23''$  ( $r \simeq 30$  au). We analyzed a grid of different position angles and eccentricities of the ellipses. The peak appears as better defined and stronger for a combination of the ellipse PA  $\simeq 140^\circ$  (major axis) and an eccentricity corresponding to an inclination angle  $i \simeq 45^\circ$  (see Figs. 3 and 1). Deviations from this combination of parameters produce a progressive vanishing of the feature. This feature is only detected in the ACA image because it appears at large distances from the center where the response of the ALMA 12-m primary beam is very low because of its smaller FWHM (see §2). If this belt proves to be real, it would provide a good estimate of the orientation of the orbital plane of the Proxima Centauri planetary system. If coplanarity is assumed, the true mass of the planet Proxima b (Anglada-Escudé et al. 2016) would be  $\sim 1.8 M_\oplus$ . Interestingly, the PA of this outer belt is similar to that found for the elongated central source ( $\sim 130^\circ$ ; Fig. 2), supporting the reality of both structures, and suggesting a similar orientation of the system at both small and large scales. However, we should emphasize that the detection of this outer belt is marginal, and it should be confirmed with additional observations of higher sensitivity. We note that the  $45^\circ$  inclination of this tentative outer belt differs significantly from the  $108^\circ$  inclination of the orbit of Proxima Centauri around alpha Centauri AB (Kervella et al. 2017). However, we do not consider these results to be in conflict since, in general, orbital motions in a hierarchical triple system are not expected to be coplanar (e.g., Muñoz & Lai 2015). Indeed, the orbit of the alpha Centauri AB binary also has a significantly different inclination ( $79^\circ$ ; Kervella et al. 2016).



**Figure 3.** Azimuthally averaged radial intensity profile (solid line) of the primary-beam corrected ACA image. Averaging has been performed over elliptical annuli, centered on the position of the star and with the major axis along PA= $140^\circ$  (see Fig. 1), corresponding to the projection on the plane of the sky of circular annuli with an inclination angle  $i = 45^\circ$ . The plot shows the compact central source and a possible outer belt at a (deprojected) radius of  $\sim 23''$  ( $\sim 30$  au). The gray area illustrates the  $1\sigma$  uncertainty, calculated from the standard deviation of the observed intensity within each annulus, which gives an upper limit for the uncertainty. The synthesized beam profile (dotted line) averaged over the same region is also plotted as a reference.

Thus, it is possible that Proxima Centauri is surrounded by several belts of dust (see Fig. 4), one or several close to the star ( $r \lesssim 4$  au), and another one (to be confirmed) at a large radius ( $r \simeq 30$  au). For this outer belt the average intensity is  $\sim 76 \mu\text{Jy beam}^{-1}$  (Fig. 3), and we estimate a total flux density of  $\sim 1.7$  mJy. The presence of such a distant belt in the very low luminosity star Proxima Centauri is challenging. It would be extremely cold (with  $T_d \simeq 10$  K, if the same temperature law is assumed) and its flux density would lead to a dust mass of  $1.4 \times 10^{-4} M_\oplus$ ,

corresponding to a total mass (including large bodies) of  $0.33 M_{\oplus}$ , if the same assumptions as in §3.2 are made, but see Krivov et al. 2013. This mass is much larger than that of the solar Kuiper belt ( $\sim 10^{-2} M_{\oplus}$ ; Bernstein et al. 2004), and so far, there is no known analog in the solar system. We note, however, that *Herschel* revealed a new class of very cold debris disks around some mature solar-type stars (Eiroa et al. 2011), whose origin (still unexplained) could share some similarities with our proposed 30 au belt in Proxima Centauri.



**Figure 4.** Sketch (not to scale) of the proposed components in the Proxima Centauri planetary system. Question marks indicate marginally detected features.

### 3.4. A Ring around an Undiscovered Planet at $\sim 1.6 \text{ au}$ ?

As noted in §2, our images show a marginally detected ( $\sim 40 \mu\text{Jy}$  at  $4\sigma$ ) compact source of 1.3 mm emission at a projected distance of  $\sim 1.2''$  SE from the star (see Fig. 2). This source is very intriguing. We can discard beam or cleaning artifacts, given the low beam sidelobes and high quality of the image. However, the significance of the source is marginal, and with the current data we cannot rule out the possibility that this component is just a noise peak.

If the source was real we consider several possibilities. The source could be a background galaxy (Smail et al. 1997; Fujimoto et al. 2016). The probability of finding a source like this within  $1.2''$  of Proxima Centauri is small ( $\lesssim 10^{-2}$ , according to the source counts of Fujimoto et al. 2016) but it cannot be completely discarded. Given the large proper motions of the star, a second-epoch observation would easily reveal whether this source moves together with the star or if it is a background static source. A substellar companion with a temperature of the order of 1000 K could also produce the observed emission. However, according to our calculations, such an object would produce a detectable signature in the radial velocity (RV) of the star that has not been observed. A transient event, such as the collision between large bodies (Wyatt et al. 2007b) might produce a cloud of dust with properties similar to the observed source. However, observation of such an episodic event seems unlikely in this old star. The source might be tracing a cloud of dust orbiting in the proximity of the Lagrange points of an still undetected planet, in a way similar to the Trojan minor planets in our solar system. However, Trojan clouds are located at the  $L_4$  and  $L_5$  Lagrange points  $\sim 60^\circ$  ahead and behind the larger body. If the  $140^\circ$  position angle of the  $\sim 30 \text{ au}$  tilted belt is significant, and the inner dust disks and potential planetary orbits share the same inclination, their brightest parts would be approximately SE and

NW, so we might be seeing the more favorably placed Trojan cloud, or possibly just the brightest part of an uneven disk which is mostly just below our detection threshold at the higher resolution.

Finally, an exciting alternative scenario is that the source traces a ring of dust surrounding an as yet undiscovered giant planet orbiting at a (projected) distance of 1.6 au (orbital period  $\gtrsim 5.8$  yr). By analogy with the rings of Saturn we expect a power-law distribution with an index of  $-3.5$  and a maximum particle size of 5-10 m (Zebker et al. 1985; Brilliantov et al. 2015), resulting in a total mass of  $\sim 10^{-5} M_{\oplus}$  for such a planetary ring. Theoretical arguments (Charnoz et al. 2017) suggest that evolved planetary rings have a mass  $\sim 10^{-7}$  times the mass of the planet. Thus, under this scenario, we would expect a planet of mass  $\sim 100 M_{\oplus}$ , the mass of Saturn, to account for the observed 1.3 mm emission. No clear RV signal that would indicate such a planet is present in the data of the long-term monitoring of the star. Further observations are being undertaken to confirm, or rule out this intriguing possibility. At any rate, our study shows that ALMA provides already the necessary sensitivity and resolution to detect rings around exoplanets in alpha Centauri, and perhaps in other nearby stars.

This paper makes use of the following ALMA data: ADS/JAO.ALMA#2016.A.00013.S. ALMA is a partnership of ESO (representing its member states), NSF (USA) and NINS (Japan), together with NRC (Canada) and NSC and ASIAA (Taiwan) and KASI (Republic of Korea), in cooperation with the Republic of Chile. The Joint ALMA Observatory is operated by ESO, AUI/NRAO and NAOJ. This work has been partially supported by MINECO (Spain) grants co-funded with FEDER. I.J.-S. acknowledges financial support from the STFC through an Ernest Rutherford Fellowship. J.S.J. acknowledges support from Fondecyt and from CATA-Basal. Z.M.B. acknowledges partial support from ALMA-CONICYT FUND. We are deeply indebted to the ALMA Observatory staff for their efficient handling of the observations and specially to the UK ARC Node, and data analysts in North American and European ALMA Regional Centers for their fast reaction in the data reduction process.

## REFERENCES

- Absil, O., Defrère, D., Coudé du Foresto, V., et al. 2013, *A&A*, 555, A104
- Anglada-Escudé, G., Amado, P. J., Barnes, J., et al. 2016, *Nature*, 536, 437
- Bazot, M., Christensen-Dalsgaard, J., Gizon, L., & Benomar, O. 2016, *MNRAS*, 460, 1254
- Beckwith, S. V. W., Henning, T., & Nakagawa, Y. 2000, *Protostars and Planets IV*, 533
- Bernstein, G. M., Trilling, D. E., Allen, R. L., et al. 2004, *AJ*, 128, 1364
- Brilliantov, N., Krapivsky, P. L., Bodrova, A., et al. 2015, *Proceedings of the National Academy of Science*, 112, 9536
- Charnoz, S., Canup, R. M., Crida, A., & Dones, L. 2017, in *Planetary Ring Systems*, eds. M. S. Tiscareno and C. D. Murray, Cambridge Univ. Press, in press (arXiv:1703.09741)
- Chavez-Dagostino, M., Bertone, E., Cruz-Saenz de Miera, F., et al. 2016, *MNRAS*, 462, 2285
- di Folco, E., Absil, O., Augereau, J.-C., et al. 2007, *A&A*, 475, 243
- Eiroa, C., Marshall, J. P., Mora, A., et al. 2011, *A&A*, 536, L4
- Fujimoto, S., Ouchi, M., Ono, Y., et al. 2016, *ApJS*, 222, 1
- Greaves, J. S., Wyatt, M. C., Holland, W. S., & Dent, W. R. F. 2004, *MNRAS*, 351, L54
- Kervella, P., Mignard, F., Mérand, A., & Thévenin, F. 2016, *A&A*, 594, A107
- Kervella, P., Thévenin, F., & Lovis, C. 2017, *A&A*, 598, L7
- Krivov, A. V., Eiroa, C., Löhne, T., et al. 2013, *ApJ*, 772, 32
- Lestrade, J.-F., Matthews, B. C., Sibthorpe, B., et al. 2012, *A&A*, 548, A86
- Lurie, J. C., Henry, T. J., Jao, W.-C., et al. 2014, *AJ*, 148, 91
- MacGregor, M. A., Lawler, S. M., Wilner, D. J., et al. 2016, *ApJ*, 828, 113
- Macías, E., Anglada, G., Osorio, M., et al. 2017, *ApJ*, 838, 97
- Marino, S., Wyatt, M. C., Panić, O., et al. 2017, *MNRAS*, 465, 2595
- Matthews, B. C., Krivov, A. V., Wyatt, M. C., Bryden, G., & Eiroa, C. 2014, *Protostars and Planets VI*, 521
- Morbidelli, A., Levison, H. F., Tsiganis, K., & Gomes, R. 2005, *Nature*, 435, 462
- Muñoz, D. J., & Lai, D. 2015, *Proceedings of the National Academy of Science*, 112, 9264
- Osorio, M., Anglada, G., Carrasco-González, C., et al. 2014, *ApJL*, 791, L36
- Raymond, S. N., Armitage, P. J., Moro-Martín, A., et al. 2011, *A&A*, 530, A62



- Ribas, I., Gregg, M. D., Boyajian, T. S., & Bolmont, E. 2017, *A&A*, 603, A58
- Slee, O. B., Willes, A. J., & Robinson, R. D. 2003, *PASA*, 20, 257
- Smail, I., Ivison, R. J., & Blain, A. W. 1997, *ApJL*, 490, L5
- Tanaka, H., Inaba, S., & Nakazawa, K. 1996, *Icarus*, 123, 450
- van Leeuwen, F. 2007, *A&A*, 474, 653
- Wyatt, M. C. 2008, *ARA&A*, 46, 339
- Wyatt, M. C., & Dent, W. R. F. 2002, *MNRAS*, 334, 589
- Wyatt, M. C., Smith, R., Greaves, J. S., et al. 2007b, *ApJ*, 658, 569
- Wyatt, M. C., Smith, R., Su, K. Y. L., et al. 2007a, *ApJ*, 663, 365
- Zebker, H. A., Marouf, E. A., & Tyler, G. L. 1985, *Icarus*, 64, 531