

Electromagnetic effects on the light pseudoscalar mesons and determination of m_u/m_d

**S. Basak^a, A. Bazavov^b, C. Bernard^c, C. DeTar^d, E. Freeland^e, J. Foley^d,
Steven Gottlieb^{*f}, U.M. Heller^g, J. Laiho^h, L. Levkova^{d†}, J. Osbornⁱ, R.L. Sugar^j,
A. Torok^{f‡}, D. Toussaint^k, R.S. Van de Water^l, R. Zhou^l**

^a NISER, Bhubaneswar, Orissa 751005, India

^b Department of Physics and Astronomy, University of Iowa, Iowa City, IA 52240, USA

^c Department of Physics, Washington University, St. Louis, MO 63130, USA

^d Department of Physics and Astronomy, University of Utah, Salt Lake City, UT 84112, USA

^e Liberal Arts Department, School of the Art Institute of Chicago, Chicago, IL, USA

^f Department of Physics, Indiana University, Bloomington, IN 47405, USA

^g American Physical Society, One Research Road, Ridge, NY 11961, USA

^h Department of Physics, Syracuse University, Syracuse, NY 13244, USA

ⁱ ALCF, Argonne National Laboratory, Argonne, IL 60439, USA

^j Physics Department, University of California, Santa Barbara, CA 93106, USA

^k Physics Department, University of Arizona Tucson, AZ 85721, USA

^l Theoretical Physics Department, Fermi National Accelerator Laboratory, Batavia 60510, USA

The MILC Collaboration

E-mail: sg@iu.edu

The MILC Collaboration has completed production running of electromagnetic effects on light mesons using asqtad improved staggered quarks. In these calculations, we use quenched photons in the noncompact formalism. We study four lattice spacings from ≈ 0.12 fm to ≈ 0.045 fm. To study finite-volume effects, we used six spatial lattice sizes $L/a = 12, 16, 20, 28, 40,$ and $48,$ at $a \approx 0.12$ fm. We update our preliminary values for the correction to Dashen's theorem (ϵ) and the quark-mass ratio m_u/m_d .

The 33rd International Symposium on Lattice Field Theory

14 -18 July 2015

Kobe International Conference Center, Kobe, Japan

*Speaker.

†current address: Nauto, Inc., Palo Alto, CA 94301, USA

‡current address: Intel Corporation, Hillsboro, OR 97124, USA

1. Introduction

The masses of the up, down, and strange quarks are fundamental parameters of the Standard Model that can be determined from lattice-QCD spectrum calculations in combination with experimentally determined masses. These masses are also of interest to phenomenologists. Electromagnetic effects on the hadron masses are often not taken into account in lattice-QCD calculations. For a number of years the MILC collaboration has been using quenched QED to investigate electromagnetic effects [1]. For the mass ratio m_u/m_d , it was seen that electromagnetic contributions to the masses of the pion and kaon were the largest source of uncertainty [2]. This paper provides an update to two conference papers from the past year [3, 4].

To calculate m_u/m_d from lattice QCD, either we need to include electromagnetism in the calculation and compare with the real-world masses of pions and kaons, or we need to estimate what the pion and kaon masses would be in a world without electromagnetism. In other words, we need to estimate the electromagnetic contributions to differences between charged and neutral meson masses. Specifically, we need $(M_{K^+}^2 - M_{K^0}^2)^\gamma$ where γ indicates the electromagnetic contribution. (There is also a difference coming from the quark masses.) Over forty years ago, Dashen [5] showed that at leading order in chiral perturbation theory electromagnetic mass splittings for the mesons are mass independent, *i.e.*, $(M_{K^+}^2 - M_{K^0}^2)^\gamma = (M_{\pi^+}^2 - M_{\pi^0}^2)^\gamma$. Higher order effects are accounted for via a parameter ε defined by $(M_{K^+}^2 - M_{K^0}^2)^\gamma = (1 + \varepsilon)(M_{\pi^+}^2 - M_{\pi^0}^2)^\gamma$. This definition of ε , adopted by the Flavor Averaging Group (FLAG) [6] uses the experimental pion-mass difference on the RHS. In all of our prior work, we have used $(M_{\pi^+}^2 - M_{\pi^0}^2)^\gamma$ on the RHS for the central value, and used the experimental value as an estimate of the systematic error. Bijmans and Danielsson [7] showed that quenched QED is sufficient for a controlled calculation of ε at next-to-leading-order (NLO) in $SU(3)$ chiral perturbation theory. Thus, our calculation uses quenched, noncompact QED with asqtad (2+1)-flavor QCD ensembles.

We list our ensembles in Table 1. The two larger volume $a \approx 0.06$ fm and the $a \approx 0.045$ fm ensembles were not included in our results presented at Lattice 2014 [3]. The $40^3 \times 64$ and $48^3 \times 64$ ensembles with $\beta = 6.76$ were generated after Lattice 2014 and first discussed at CCP2014 [4]. The results from those two ensembles were, however, included in the Lattice 2014 proceedings.

2. Finite-volume effects

In our earliest calculations of electromagnetic effects, we used two volumes $20^3 \times 64$ and $28^3 \times 64$ with a lattice spacing $a \approx 0.12$ fm. Since the photon is massless, finite-volume effects need to be carefully considered. The uncertainty in the infinite-volume limit was a significant source of error. We noticed that we found small finite-volume effects compared to those in Ref. [8]. Hayakawa and Uno [9] used chiral perturbation theory to calculate electromagnetic finite-volume effects. The effects they found were substantial. However, our calculation treats the finite-volume zero modes differently from theirs. For the temporal modes A_0 in Coulomb gauge, all modes for 3-momentum $\vec{k} = 0$ must be dropped. That is, $A_0(\vec{0}, k_0) = 0$ for all k_0 . For the spatial modes, the action density is $[(\partial_0 A_i)^2 + (\partial_j A_i)^2]/2$, so the only mode that must be dropped is that with $(\vec{k}, k_0) = (\vec{0}, 0)$. While we have dropped only modes with both $\vec{k} = 0$ and $k_0 = 0$, Hayakawa and Uno dropped all A_i modes with $\vec{k} = 0$. The finite-size effects are smaller for our implementation

Table 1: Details of the (2+1)-flavor asqtad ensembles we used. Ensembles used only for the finite-volume analysis are denoted by an asterisk. The quark masses m'_l and m'_s are the light and strange dynamical masses used in the runs. The number of configurations listed as ‘132+52’ for the $a \approx 0.12$ fm, $48^3 \times 64$ ensemble gives values for two independent streams, the first in single precision, and the second in double. Currently, we treat them as separate data, and do not average the results. M_π denotes the Goldstone pion mass.

$\approx a[\text{fm}]$	Volume	β	m'_l/m'_s	# configs.	L (fm)	$M_\pi L$
0.12	$12^3 \times 64^*$	6.76	0.01/0.05	1000	1.4	2.7
	$16^3 \times 64^*$	6.76	0.01/0.05	1303	1.8	3.6
	$20^3 \times 64$	6.76	0.01/0.05	2254	2.3	4.5
	$28^3 \times 64$	6.76	0.01/0.05	274	3.2	6.3
	$40^3 \times 64^*$	6.76	0.01/0.05	115	4.6	9.0
	$48^3 \times 64^*$	6.76	0.01/0.05	132+52	5.5	10.8
	$20^3 \times 64$	6.76	0.007/0.05	1261	2.3	3.8
	$24^3 \times 64$	6.76	0.005/0.05	2099	2.7	3.8
0.09	$28^3 \times 96$	7.09	0.0062/0.031	1930	2.3	4.1
	$40^3 \times 96$	7.08	0.0031/0.031	1015	3.3	4.2
0.06	$48^3 \times 144$	7.47	0.0036/0.018	670	2.8	4.5
	$56^3 \times 144$	7.465	0.0025/0.018	798	3.3	4.4
	$64^3 \times 144$	7.46	0.0018/0.018	826	3.8	4.3
0.045	$64^3 \times 192$	7.81	0.0028/0.014	801	2.8	4.6

of Coulomb gauge. However, with our method the finite-volume effect depends on T/L where T (L) is the temporal (spatial) extent of the lattice. Figure 1 (L) compares the finite-volume effects for the two choices. The figure also compares the size of the finite-volume effect for $L/a = 20$ and $L/a = 28$, for a case where we were initially surprised by small finite-volume effects. The purple and black horizontal lines and arrows correspond to $L/a = 20$ and 28, respectively. We see that the two lines are very close together because they correspond to curves with different values of T/L . We also see that, with the method of Hayakawa and Uno, there is a single dashed curve below all of ours and the intersection of vertical lines extending down from our arrows could correspond to very different finite-volume effects for $L/a = 20$ and 28.

To test the prediction of finite-volume effects, we added ensembles with $L/a = 12$ and 16 before Lattice 2014 [3]. After the conference, we added $L/a = 40$ and 48. We show results for all six values of L in Fig. 1 (R). In the figure, we show electromagnetic splittings of squared masses $\Delta M_{xy}^2 \equiv M_{xy}^2 - M_{x'y'}^2$, where the first meson is constructed from valence quarks x and y with charges q_x, q_y and masses m_x, m_y , and the second meson is made from quarks x' and y' with the same masses but with the quark charges set to zero. We multiply the squared-mass difference by r_1^2 where r_1 is a length scale determined from the static potential. The shape of the curve, but not its height, is determined by the finite-volume theory, thus, the only free parameter in each fit is the infinite-volume limit. The horizontal lines show the infinite volume limit for two mass combinations labeled ‘pion’ and ‘kaon.’ It is clear why we saw such a small difference between $L/a = 20$ and 28. The slope of each curve is low in that region of L/a . It is also worth noting that for the ‘pion,’ the sign of the effect changes within the range of our new calculation. The astute reader may wonder why we have six degrees of freedom in our fits when we only have six values of L/a . For the largest

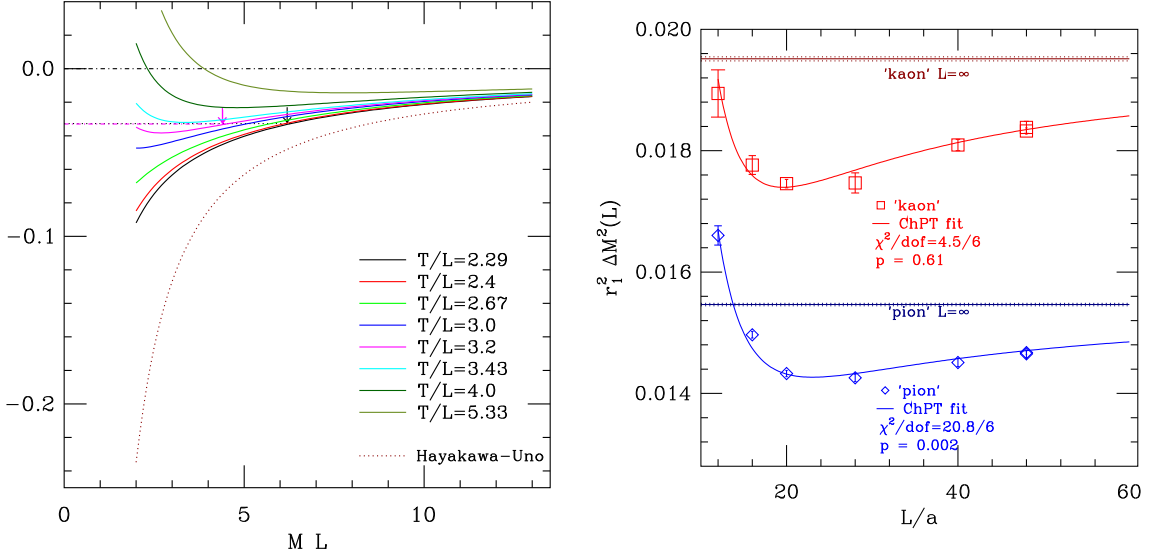


Figure 1: (L) Comparison of electromagnetic finite-volume (FV) effects in our scheme with that in Ref. [9]. The vertical axis is $(\Delta M^2(L) - \Delta M^2(L=\infty))/(q^2 M^2)$, where q and M are the meson charge and mass, respectively. The values of T/L correspond to aspect ratios used in our ensembles, with 4.0 and 5.33 corresponding to the two smallest volumes in our FV study. Our FV effects are a factor of 2–3 smaller in most of the relevant range. (R) Finite volume effects at $a \approx 0.12$ fm and $am'_l = 0.01$, $am'_s = 0.05$ as a function of spatial lattice length L/a for two different meson masses: a unitary ‘pion’ (blue) with degenerate masses $m_x = m_y = m'_l$, and a ‘kaon’ (red) with masses $m_x = m'_l$ and $am_y = 0.04$, close to the physical strange quark mass. The fit lines are to the form from FV staggered χ Pt, and have one free parameter each. The infinite-volume value are shown by horizontal solid lines with dotted lines for errors.

volume, $L/a = 48$, we created ensembles using both single and double precision codes, and fit the two ensembles separately, so there are seven data points in the fit. The ‘kaon’ fit is quite good; however, the χ^2 for the ‘pion’ is rather large mainly due to the high value for $L/a = 16$. We have greatly increased our confidence in taking the infinite-volume limit by virtue of this test. This is reflected in the smaller finite-volume error we report below for ε compared to previous values. We note that the finite volume effects we have calculated are in agreement with those calculated by the BMW Collaboration [10] for the same version of finite-volume QED (which they call QED_{TL}).

3. Chiral and continuum extrapolations

In order to perform the chiral fit, on each ensemble we have generated quark propagators for a large number of valence-quark masses and charges. In our early running, we sometimes included charges with magnitude $> 2e/3$. Recently, we have used charges $\pm 2e/3$, $\pm e/3$, and 0. We then calculate meson masses with all charge and mass combinations. This results in many highly correlated mass values on each ensemble, and we must thin the data set. We typically include 200–450 points in our fits. We have also experimented with uncorrelated fits. One such fit was shown in Ref. [3]. Some of our fits, such as the one shown here, apply an SVD cut to the correlation matrix to remove a few negative eigenvalues that are due to statistical fluctuations.

In the first step of the analysis, masses are corrected for finite-volume effects. The corrections are 7–10% for pions (mesons with two light quarks) and 10–18% for kaons (mesons with one

light quark and one whose mass is near the strange quark mass). The corrections for kaons are larger because of an overall factor of M^2 that appears in the 1-loop diagrams. Once the chiral fit for uncharged sea quarks is determined, we set valence- and sea-quark masses equal, set m_s to its correct value and take the continuum limit. We then use the NLO chiral logs to adjust the meson masses to their values at the physical sea-quark charges. The last adjustment is very small for the kaon and vanishes identically for the pion. Figure 2 shows a small subset of the data for the fit determining our central value. An SVD cut that removes negative eigenvalues was applied. This fit uses data from the six ensembles with $a \approx 0.09$ fm or smaller. A total of 444 data points are included in the fit, but ten negative eigenvalues of the covariance matrix are removed by the SVD cut. As there are 37 parameters, there are 397 degrees of freedom and $\chi^2 = 486$. Note how much smaller the electromagnetic effects are for the neutral mesons (right).

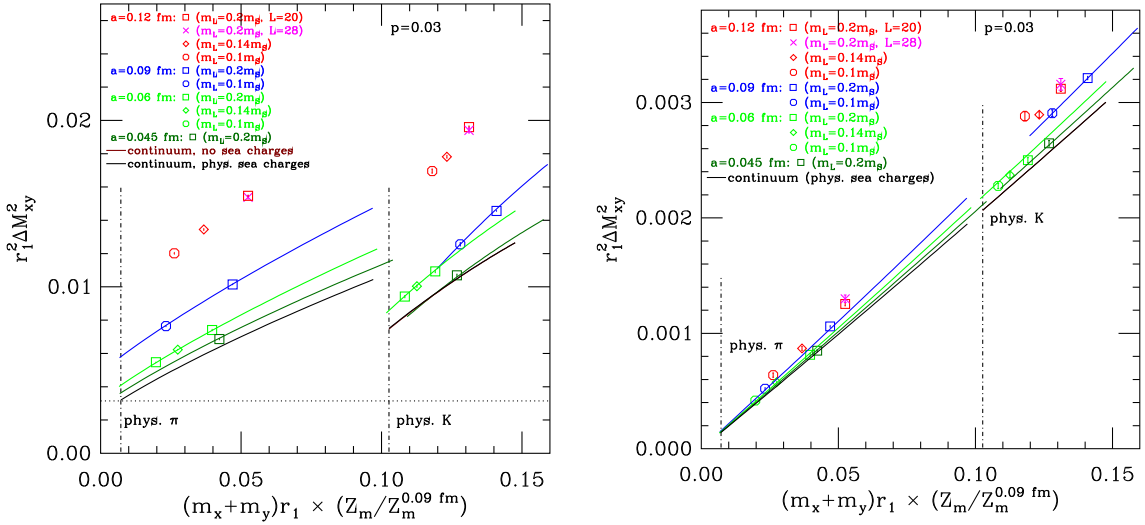


Figure 2: Central fit to the electromagnetic splitting ΔM_{xy}^2 vs. the sum of the valence-quark masses. Charge +1 mesons shown on left and neutral $d\bar{d}$ -like mesons on right. Only a small subset of the partially quenched data set included in the fit is shown. The data have been corrected for finite-volume effects using NLO staggered χ PT. The blue, green, and dark green curves correspond to the three lattice spacings included in the fit. The vertical dashed-dotted lines show the quark-mass values for physical π and K mesons. The black curves are extrapolations, see text. The horizontal dotted line is the experimental value of the $\pi^+ - \pi^0$ splitting.

Disconnected diagrams, *i.e.*, those in which the quark and anti-quark annihilate, contribute to the physical neutral-pion propagator. However, such disconnected contributions are quite noisy and hence difficult to calculate accurately. To deal with this complication, we drop the disconnected diagrams and use the root-mean-squared average mass of $u\bar{u}$ and $d\bar{d}$ mesons. We call this state “ π^0 .” However, electromagnetic contributions to neutral mesons vanish in the chiral limit, so both the true $(M_{\pi^0}^2)^\gamma$ and our $(M_{\pi^0}^2)^\gamma$ are small.

Finally, we subtract our results for the “ π^0 ” and K^0 from the corresponding charged meson to determine the physical electromagnetic mass differences. This is shown as the purple lines in Fig. 3. The vertical lines represent the appropriate sum of quark masses for the charge-averaged pion and kaon masses. The horizontal line is the experimental value of the pion splitting. Thus, the distance between the horizontal line and the intersection of the left (pion) purple line with

the vertical, dashed-dotted physical pion line is an indication of the size of the systematic error. Looking at the ratio of the experimental result for the pion splitting to our kaon splitting, we get $\varepsilon = 0.73(3)$. Alternatively, we may use our result for the electromagnetic pion splitting, and we find $\varepsilon = 0.82(1)$.

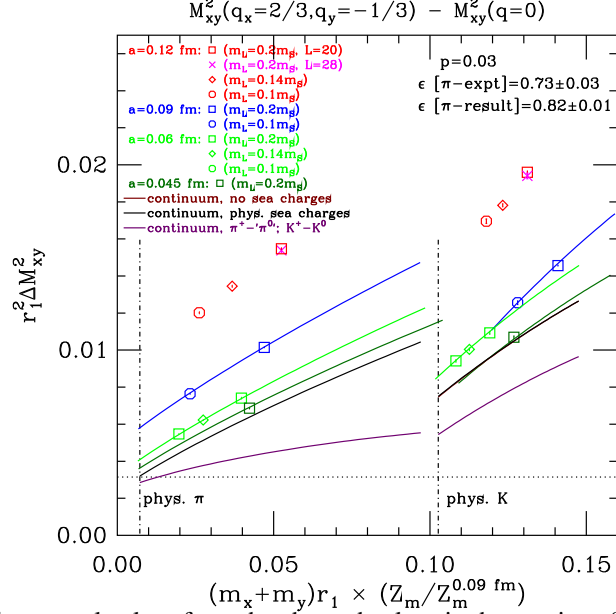


Figure 3: Subtracting the neutral values from the charged values in the previous figure, we find the electromagnetic splitting ΔM_{xy}^2 .

4. Results and future plans

We consider many variations of the chiral fit, including varying the way in which the data is thinned, whether or not an SVD cut is used, which higher order terms are included, and whether or not the $a \approx 0.12$ fm ensembles are included. Our current (still preliminary) result is

$$\varepsilon = 0.73(3)_{\text{stat}}(13)_{a^2}(5)_{\text{FV}} . \quad (4.1)$$

The first error is statistical, the second is from variations in the chiral-continuum extrapolation, and the third is the residual finite volume error that may remain after our correction based on the NLO formula. This value of ε is different from that presented at Lattice 2015, as we discovered some incorrect input values in the scripts used to take the continuum limit. The central fit to the meson masses has not changed. Adding our errors in quadrature, we find $\varepsilon = 0.73(14)$.

In early work, we used the results from our asqtad ensembles to determine m_u/m_d . More recently, we have used the spectrum results from our highly improved staggered quark (HISQ) ensembles. These newer results for the pseudoscalar mesons benefit from the much improved control of the chiral extrapolation possible with the HISQ ensembles. Using our new value of ε in Eq. (4.1) with the HISQ light meson masses [11] gives a preliminary value for the ratio

$$m_u/m_d = 0.4582(38)_{\text{stat}}\left(\begin{smallmatrix} +12 \\ -82 \end{smallmatrix}\right)_{a^2}(1)_{\text{FV}_{\text{QCD}}}(110)_{\text{EM}}, \quad (4.2)$$

where here “EM” denotes all errors from electromagnetism, while “FV_{QCD}” refers to finite-volume effects in the pure QCD calculation. The electromagnetic error has been reduced by almost a factor of four from our more recent papers in Ref. [2].

In the future, we plan to repeat the analysis of quenched electromagnetic effects on our HISQ ensembles, which have several advantages for the determination of ε . They have smaller discretization errors, and the chiral extrapolation errors will be much smaller, as we have ensembles tuned to the physical light-quark mass. Finally, the finite-volume errors should be reduced as the HISQ lattices are larger than those for asqtad. We are also working on a fully dynamical $SU(3) \times U(1)$ code to allow us to include charged sea-quark mass effects [12]. This would enable well-controlled calculations of many additional quantities.

Acknowledgments: The spectrum running was done on computers at the National Center for Supercomputing Applications, Indiana University, the Texas Advanced Computing Center (TACC), and the National Institute for Computational Science (NICS). Configurations were generated with resources provided by the USQCD Collaboration, the Argonne Leadership Computing Facility, and the National Energy Research Scientific Computing Center, which are funded by the Office of Science of the U.S. Department of Energy; and with resources provided by the National Center for Atmospheric Research, NICS, the Pittsburgh Supercomputer Center, the San Diego Supercomputer Center, and TACC, which are funded through the National Science Foundation’s XSEDE Program; and by Indiana University. This work was supported in part by the U.S. DOE and the NSF.

References

- [1] S. Basak *et al.* [MILC], PoS LATTICE **2008**, 127 (2008) [arXiv:0812.4486]; A. Torok *et al.* [MILC] PoS LATTICE **2010**, 127 (2010); S. Basak *et al.* [MILC], PoS LATTICE **2012**, 137 (2012) [arXiv:1210.8157]; and S. Basak *et al.* [MILC], PoS CD **12**, 030 (2013) [arXiv:1301.7137 [hep-lat]].
- [2] A. Bazavov *et al.*, Rev. Mod. Phys. **82**, 1349 (2010) [arXiv:0903.3598]; A. Bazavov *et al.* [MILC], PoS LATTICE **2009**, 079 (2009) [arXiv:0910.3618]; C. Aubin *et al.*, [MILC], Phys. Rev. D **70**, 114501 (2004) [hep-lat/0407028].
- [3] S. Basak *et al.* [MILC], PoS LATTICE **2014**, 116 (2014) [arXiv:1409.7139 [hep-lat]].
- [4] S. Basak *et al.* [MILC], J. Phys. Conf. Ser. **640**, 012052 (2015) [arXiv:1510.04997 [hep-lat]].
- [5] R. Dashen, Phys. Rev. **183**, 1245 (1969).
- [6] S. Aoki *et al.* [FLAG], Eur. Phys. J. C **74**, 2890 (2014) [arXiv:1310.8555 [hep-lat]].
- [7] J. Bijnens and N. Danielsson, Phys. Rev. D **75**, 014505 (2007) [hep-lat/0610127].
- [8] A. Portelli *et al.*, [BMW], PoS LATTICE **2011**, 136 (2011) [arXiv:1201.2787].
- [9] M. Hayakawa and S. Uno, Prog. Theor. Phys. **120**, 413 (2008) [arXiv:0804.2044 [hep-ph]].
- [10] S. Borsanyi *et al.*, Science **347**, 1452 (2015) [arXiv:1406.4088 [hep-lat]].
- [11] A. Bazavov *et al.* [Fermilab Lattice and MILC], Phys. Rev. D **90**, 074509 (2014) [arXiv:1407.3772 [hep-lat]].
- [12] R. Zhou *et al.* [MILC], PoS LATTICE **2014**, 024 (2014) [arXiv:1411.4115 [hep-lat]].