

Hybrid ECAL: Optimization and Related Developments

T. Suehara,* H. Hirai, H. Sumida, H. Ueno,
Y. Sudo, T. Yoshioka and K. Kawagoe

Kyushu University, 6-10-1 Hakozaki, Higashi-ku, Fukuoka, 812-8581 Japan

March 14, 2021

Abstract

‘Hybrid ECAL’ is a cost-conscious option of electromagnetic calorimeter (ECAL) for particle flow calorimetry to be used in a detector of International Linear Collider (ILC). It is a combination of silicon-tungsten ECAL, which realizes high granularity and robust measurement of electromagnetic shower, and scintillator-tungsten ECAL, which gives affordable cost with similar performance to silicon. Optimization and a data acquisition trial in a test bench for the hybrid ECAL are described in this article.

1 Introduction

International Linear Collider (ILC) is a next-generation electron-positron linear collider. International Large Detector (ILD) is one of two validated detector concepts for the ILC. ILD is based on particle flow concept, which requires separation of each particle in jets. Jet energy in the particle flow is measured with momentum of tracks and energy of neutral clusters. Since momentum resolution of tracks is much better than energy resolution of clusters in general, this gives better energy resolution of jets.

The particle flow requires a high granular calorimeter system to separate particles, especially in electromagnetic calorimeter (ECAL). ILD ECAL has $5 \times 5 \text{ mm}^2$ granularity, which is a major challenge in both detector and electronics, and requires high cost. Two options are available for ILD ECAL: one is silicon-tungsten ECAL (SiECAL) and the other is scintillator-tungsten ECAL (ScECAL). SiECAL utilizes silicon diode pads for readout, sandwiched with tungsten absorber. Silicon pads can be easily divided to desired area ($5 \times 5 \text{ mm}^2$) and the total cost mainly depends on the sensor area. ScECAL utilizes strip scintillators with silicon-photomultipliers (SiPMs) for readout instead of silicon. To reduce number of SiPM sensors which are the cost driver, strip scintillators ($5 \times 45 \text{ mm}^2$) placed perpendicularly to the neighbor layers have been

*Speaker. Talk presented at the International Workshop on Future Linear Colliders (LCWS14), Belgrade, Serbia, 6-10 October 2014.

adopted for the ScECAL design. The total cost of ScECAL is around a half of SiECAL in the cost estimation in Detailed Baseline Design (DBD) [5] report. The average cost of SiECAL and ScECAL is around 30% of total cost of ILD with the baseline design of inner radius of ECAL at 1800 mm from the center and 30 layers of sensors.

	SiECAL	ScECAL
sensor	silicon	scintillator with SiPM
pixel size	$5 \times 5 \text{ mm}^2$	$5 \times 45 \text{ mm}^2$
thickness	320 to 500 μm	1 or 2 mm
MIP response	around 25 K pairs in 320 μm thickness	$\mathcal{O}(10)$ photoelectrons (depending on detailed structure)
sensor gain	1	$\mathcal{O}(10^5)$
sensor stability	stable	varied by temperature and sensor overvoltage periodic calibration required
gain in electronics	higher	lower
saturation	only in electronics	SiPM saturation, depending on number of pixels of SiPM
assembly	easier	complicate, including wrapping and placing tiny strips
cost	higher	lower

Table 1: Comparison of SiECAL and ScECAL.

Table 1 shows comparison of characteristics of SiECAL and ScECAL. Each has advantages and disadvantages. SiECAL has advantages on number of pairs, sensor stability and granularity, though requirements on electronics are higher (number of channels and gain of preamplifier) and sensor cost is higher. ScECAL is a cheaper solution but has stronger requirements on periodic sensor calibration, saturation correction and assembly.

To keep the DBD cost equal or lower with using SiECAL, we have two options: (1) shrinking detector to smaller size, with reduced number of sensors, (2) introducing hybrid ECAL, which is a combination of SiECAL and ScECAL.

The option (1) keeps robustness and simplicity of SiECAL but the detector performance should be degraded at some extent because of worse particle separation and worse momentum resolution of tracks due to the smaller detector. The performance degradation should be carefully estimated since the degradation should usually be compensated by more luminosity to obtain the similar impact of physics results. More luminosity means more operation cost, which may be equal or more to the reduction of detector cost.

With the option (2) performance degradation should be much smaller than option (1) but more complexity is introduced. One consideration is that one of the HCAL option of ILD is also scintillator-SiPM complex. If it is adopted, the total complexity of calorimeter system is maintained at similar level compared to the simple SiECAL and scintillator HCAL. In the hybrid ECAL, the SiECAL technology should be used in the inner part of ECAL, which requires more granularity to separate particles and then expect more ghost hits if we use strip ScECAL sensors.

2 Optimization of hybrid ECAL

Studies are ongoing to establish a optimal hybrid ECAL configuration in ILD. We consider optimization with constraints that: (1) ILD of similar size to DBD version, (2) ILD of similar cost to DBD and (3) combination of SiECAL and ScECAL. Parameters of the optimization include (a) number of layers and thicknesses of absorber, (b) pixel size of each layer, and (c) order and fraction of SiECAL and ScECAL.

For (c), resolution of jet energy at various energies has been compared with SiECAL, ScECAL and several order of hybrid ECAL in Fig. 1. ILD full simulation and reconstruction software (ILCSOFT [3] v01-16-02 with Pandora PFA [7] v00-09-02) with $q\bar{q}$ two jet events are used. The three configurations of normal, single alternating and double alternating give almost same jet energy resolution at every energy.

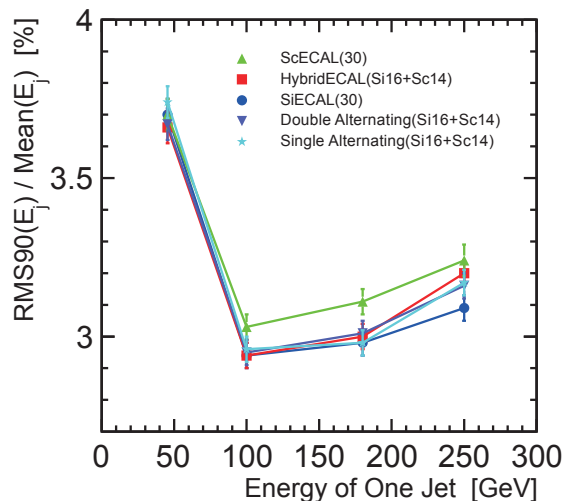


Figure 1: Comparison of jet energy resolution among non-alternating (‘HybridECAL’, inner SiECAL and outer ScECAL), single and double alternating configuration of hybrid ECAL, full SiECAL and ScECAL configuration.

For (a), a comprehensive study is planned to understand response to longitudinal parameters of sandwiched calorimeter. Longitudinal configuration of ILD ECAL is separated to two: inner and outer layer. Current baseline adopts the configuration with thickness ratio of 1 by 2 in inner and outer layer, separated by the half of radiation length with total 29 (inner 20 and outer 9) layers with additional one layer before absorber. Total absorber thickness is set to 22.8 radiation length.

However, the thickness ratio, total number of layers and the border position of inner and outer layer is practically not optimized. We can also consider three configuration of inner, middle, outer or even fully variant thickness in each layer.

In the jet energy measurements with the particle flow algorithm, the longitudinal structure mainly affects the intrinsic energy resolution of single particle,

while the transverse structure is more important on the clustering to separate contribution of charged particles. Contribution of resolution of single particle in ECAL is not large in jet energy measurements since HCAL energy resolution dominates the performance on the lower energy and the clustering dominates on the higher energy. However, ILC features non-jet measurements as well as jet physics, such as π_0 reconstruction from τ decay, $H \rightarrow \gamma\gamma$ and non-pointing photons from new physics models. These measurements heavily depend on the ECAL energy resolution and thus longitudinal structure is still important.

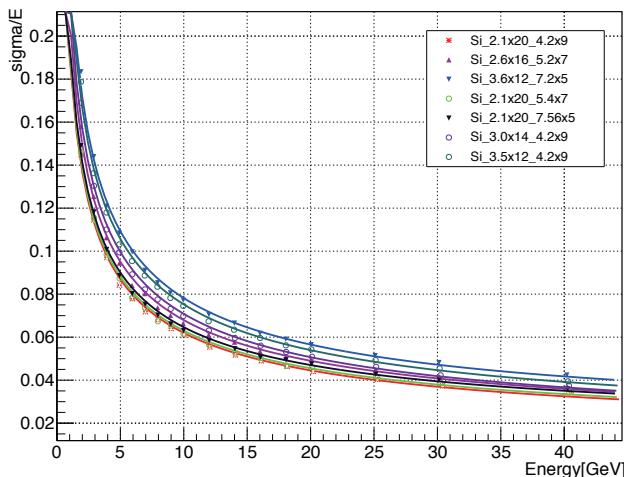


Figure 2: Comparison of energy resolution of single photons, by reducing number of layers in inner and outer region.

As the first step of optimization, we compared energy resolution of single photons with several longitudinal configuration, shown in in Fig. 2. In this figure, degradation of photon energy resolution is larger with reducing inner layers than reducing outer layers.

A lot of analysis are still needed to optimize the hybrid ECAL, such as looking at hadron energy resolution, confusion study with various transverse configuration, etc. We plan to conclude one hybrid model to be compared with small detector after the optimization studies.

3 Combined DAQ

Hardware aspect is as important as the optimization aspects. CALICE [1] collaboration aims to combine all efforts of linear collider calorimeter development into a consistent manner. For the calorimeter data acquisition (DAQ), many detector systems for ILC, including silicon and scintillator system, are based on ‘ROC’-family integrated readout chip developed at OMEGA [4] group. The all ROC chips are based on a same basic design, and have similar protocol for configuration and data readout.

Interface of ROC chips, timing control and data readout has been also developed for the all ‘ROC’-based CALICE systems, but each detector system

currently uses readout structure which is not fully compatible each other by historical reasons. To integrate full calorimeter system (and more), we need to develop a consistent readout system. In hybrid ECAL system, we are trying to develop a combined DAQ system of SiECAL and ScECAL, which can be a good start point to larger integration.

Our design is to use existing hardware and software in each system, with minimal interaction of them. The interaction includes clock synchronization, common readout counting, run and stop controller software working at higher level than each readout system, and combined data collection software.

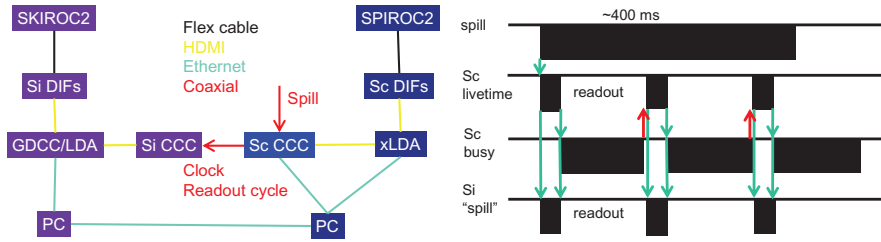


Figure 3: Block diagram and timing chart of combined DAQ.

Figure 3 shows the block diagram and timing chart of the combined DAQ hardware. ‘Spill’ in the figures comes from testbeam control. The spill in the testbeam is assumed to be different from ILC operation mode, that long spills (400 ms in the timing chart) come several times a minute (ILC spill is only 1 ms long with 5 Hz operation). To maximize data taking efficiency, the spill should be subdivided to several ‘readout cycle’s, determined by scintillator CCC (Clock and Control Card) by looking at ‘busy’ signals from each scintillator module. Scintillator busy is flagged from each SPIROC2 chip when the memory of the chip is full and cleared when the readout has finished (silicon busy is not treated due to a technical reason). The acquisition is stopped with busy flag, and the next readout cycle is started after all busy flags are cleared. The acquisition period is shared from scintillator CCC to silicon CCC by a level signal, provide the same readout cycle counting. Scintillator CCC also creates a master clock to be synchronized with silicon CCC.

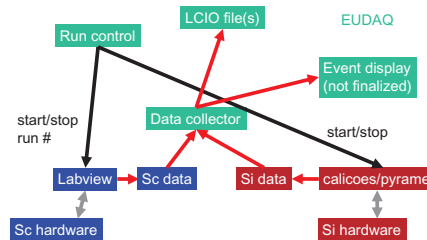


Figure 4: Software structure of combined DAQ.

Figure 4 shows the software structure. SiECAL and ScECAL have their own readout software, based on a system called Calicoes [6] in SiECAL and

a LabVIEW-based system in ScECAL. For the combined system, we adopted EUDAQ [2] framework, which can be connected to each readout system via TCP socket connection. We developed a EUDAQ producer, which talks to each readout system via socket to obtain raw data packets. The received raw data is converted to LCIO format within the EUDAQ framework, to be stored in LCIO files. Readout cycle is numbered and checked in the EUDAQ data collector to ensure that the same event data of SiECAL and ScECAL is stored in the same LCIO event. The EUDAQ run control is also used to provide start and stop signal to each system and assign run numbers.

The combined DAQ has been tested at CERN PS testbeam facility from November 26 to December 8, 2014. A SiECAL layer was placed in front of a scintillator stack, including three ScECAL layers and eleven HCAL layers. The combined data taking run successfully, taking data with 7 GeV muons and 2-8 GeV pions. The concurrent hits have been found between silicon and scintillator layers, with consistent timing difference of electronics, proving successful synchronization of two systems. Detailed analysis is ongoing.

4 Summary

Hybrid ECAL is an cost-effective option for ILD ECAL. We have started the optimization of hybrid ECAL by looking at energy resolution of photons, hadrons and jets with various configuration. The alternation of SiECAL and ScECAL layers gives similar performance to the combination of SiECAL in inner part and ScECAL in outer part. Reducing number of layers have some impact on the photon energy resolution, and the inner region is more important. For the DAQ, we developed a combined SiECAL and ScECAL DAQ with minimal modification of each readout framework. We adopted EUDAQ as a higher level run control and data integration. The testbeam at CERN was successful, obtaining concurrent hits at silicon and scintillator layers.

Acknowledgment

We thank LLR, DESY, Shinshu and CERN colleagues for supplying sensors, DAQ and testbeam environment. The computing resource for the optimization study was mainly provided from KEK computing center. This work was supported by MEXT/JSPS KAKENHI Grant Numbers 23000002 and 23104007, and by Kyushu University Interdisciplinary Programs in Education and Projects in Research Development.

References

- [1] CALICE web site.
<https://twiki.cern.ch/twiki/bin/view/CALICE/WebHome>.
- [2] EUDAQ web site.
<http://eudaq.github.io/>.
- [3] ILC software packages.
http://ilcsoft.desy.de/portal/software_packages/.

- [4] OMEGA web site.
<http://omega.in2p3.fr/>.
- [5] Ties Behnke, James E. Brau, Philip N. Burrows, Juan Fuster, Michael Pevskin, et al. The International Linear Collider Technical Design Report - Volume 4: Detectors. 2013.
- [6] R. Cornat, F. Gastaldi, and Frederic Magniette. Acquisition and control command system for power pulsed detectors. *JINST*, 9(01):C01030, 2014.
- [7] M.A. Thomson. Particle Flow Calorimetry and the PandoraPFA Algorithm. *Nucl.Instrum.Meth.*, A611:25–40, 2009.