

Simulation and physical model based gamma-ray burst afterglow analysis

H.J. van Eerten^{a,1}

^aMax-Planck-institut für Extraterrestrische Physik, Giessenbachstraße 1, D-85748 Garching, Germany

Abstract

Advances in our numerical and theoretical understanding of gamma-ray burst afterglow processes allow us to construct models capable of dealing with complex relativistic jet dynamics and non-thermal emission, that can be compared directly to data from instruments such as Swift. Because afterglow blast waves and power law spectra are intrinsically scale-invariant under changes of explosion energy and medium density, templates can be generated from large-scale hydrodynamics simulations. This allows for iterative template-based model fitting using the physical model parameters (quantifying the properties of the burster, emission and observer) directly as fit variables. Here I review how such an approach to afterglow analysis works in practice, paying special attention to the underlying model assumptions, possibilities, caveats and limitations of this type of analysis. Because some model parameters can be degenerate in certain regions of parameter space, or unconstrained if data in a limited number of a bands is available, a Bayesian approach is a natural fit. The main features of the standard afterglow model are reviewed in detail.

1. Introduction

Gamma-ray bursts (GRBs) are the most luminous explosions occurring in the universe and a key target for many active and upcoming rapid cadence survey programs from radio to gamma-rays. We know they most likely involve the merging of neutron stars (making them prime gravitational wave counterpart candidates) and massive star collapse, and that some form of relativistic outflow is launched. The merger scenario (Eichler et al., 1989; Paczynski, 1991) has been tied to short GRBs, while long GRBs are securely connected to massive star collapse (Woosley, 1993; Paczynski, 1998; MacFadyen and Woosley, 1999) through observations of coincident supernovae (Galama, 1998). The separation between ‘short’ and ‘long’ burst durations lies around 2 s. (Kouveliotou et al., 1993).

We also know this blast wave eventually generates an afterglow from X-rays to radio, as was predicted originally by way of the *fireball* model which explained GRB prompt emission in terms of optically thin synchrotron emission from colliding shells within a hydrodynamically launched relativistic outflow (Rees and Meszaros, 1992; Mészáros and Rees, 1997). During the afterglow stage the emission is dominated by the forward shock interacting with the external medium, with electrons being accelerated to relativistic velocities at the shock front and interacting with the locally generated magnetic field in order to produce synchrotron emission. Afterglow emission is not unique to the synchrotron internal shock model, and a decelerating afterglow-stage blast wave can be associated with a number of mechanisms for jet launching (such as magnetically dominated jets, e.g. Drenkhahn 2002) and/or prompt emission (such as photospheric emission models, e.g. Mészáros and Rees 2000).

Afterglow observations have proven extremely useful for a number of reasons and have been instrumental in establishing the extra-galactic nature of GRB (Costa et al., 1997; van Paradijs et al., 1997). They provide insight in the environment of the burster (constraining circumburst medium density, amount of dust-extinction), the physical properties of the progenitor (via explosion energy), the physics of jet launching (via jet collimation angle), and the fundamental plasma kinetic theory of relativistic shocks (via micro-physical parameters describing magnetic field generation and electron acceleration). Most of this is done through interpreting the evolution of the characteristics of the synchrotron spectrum in terms of flux equations derived from dynamical blast wave models in the self-similar ultra-relativistic stage (Blandford and McKee, 1976), the late self-similar non-relativistic stage (Taylor, 1950; Sedov, 1959), or, in a more recent development, from complex multi-dimensional, trans-relativistic evolution in-between.

In this review, I describe the basic aspects of afterglow models, and the challenges involved in performing data analysis based directly on physical models (as opposed to post-hoc interpretation of purely heuristic functions such as power laws, that capture the shape of the data of light curves and spectra in a simplified manner). In section 2, the dynamics of blast waves from ultra-relativistic to non-relativistic are discussed and self-contained models are provided. Afterglow emission is discussed in section 3 and it is reviewed how flux equations for afterglow spectra are derived. Hydrodynamical simulations and model-based afterglow fitting are discussed in section 4.

2. The dynamics of afterglow blast waves

2.1. Simple approximations for spherical flow

Under the assumption of spherical flow, the radius R of the afterglow blast wave is fixed from conservation of explosion energy E in the blast wave (assuming adiabatic expansion). The

¹Alexander von Humboldt Fellow.

conditions at the front of the shock are set by the shock-jump conditions. There exists a reasonable approximation to the ideal gas equation of state (EOS) that covers the transition between relativistic and non-relativistic temperatures (Mignone et al., 2005):

$$p/(\rho c^2) = \frac{e/(\rho c^2)}{3} \frac{2 + e/(\rho c^2)}{1 + e/(\rho c^2)}, \quad (1)$$

where p pressure, c speed of light, ρ co-moving density, e internal energy density excluding rest mass. Using this EOS, the shock-jump conditions can be simplified to

$$\begin{aligned} \rho &= 4\gamma\rho_{ext}, \\ e &= 4\gamma(\gamma - 1)\rho_{ext}c^2, \\ p &= \frac{4}{3}(\gamma^2 - 1)\rho_{ext}c^2, \\ \Gamma^2 &= \frac{(4\gamma^2 - 1)^2}{8\gamma^2 + 1}, \end{aligned} \quad (2)$$

valid throughout the evolution of the blast wave (and where γ the fluid Lorentz factor at the shock front, ρ_{ext} the mass density in front of the shock and Γ the Lorentz factor of the shock). The upstream density can be allowed to depend on radius, i.e. $\rho_{ext} \equiv \rho_{ref}(R/R_{ref})^{-k}$, with $k = (0, 2)$ covering respectively a homogeneous interstellar-medium (ISM) type and a stellar-wind type environment. The concise description offered by eq. 2 was pointed out previously by Uhm (2011); van Eerten (2013), and this particular EOS has been used in numerical (Zhang and MacFadyen, 2009; van Eerten et al., 2010b, 2011) and theoretical (Nava et al., 2013) analysis. Although in the non-relativistic limit the jump in density is fixed (depending on the polytropic index; the jump of 4 from the equations above applies to an ideal gas), the shock-jump conditions indicate a special feature of relativistic flows, where the density jump can become arbitrarily high. This effect is even stronger when expressed in the lab frame, where an additional factor of γ applies.

Further assuming a homogeneous shell model, the radius of the blast wave can be expressed exactly as (van Eerten, 2013):

$$E/(Mc^2) = \beta^2(4\gamma^2 - 1)/3, \quad (3)$$

where M the swept-up mass (i.e. a proxy for radius) and β the fluid velocity v in units of c . The width of the shell will always be $\Delta R = R/(12\gamma^2)$. This can be established by taking the downstream density according to the shock-jump conditions and, under the assumption of a homogeneous shell, moving down in radius until all swept-up matter is accounted for. Due to its inclusion of a simplified EOS, the blast wave model described by eq. 3 is about the most concise analytically tractable approximation possible.

Other simplified trans-relativistic spherical shell models exist in the literature (e.g. Piran 1999; Huang et al. 1999, who omit pressure, or Pe'er 2012, who includes pressure); in practice, the differences between adiabatic expansion models are very minor, as long as the same asymptotes are reproduced (Piran 1999 leads to a non-relativistic asymptote different from the self-similar asymptote). A more pronounced difference between possible shell evolutions is that between radiative and

adiabatic expansion, and between large and small initial mass content (the latter discussed separately in section 2.5). In the radiative case, blast wave Lorentz factor and radius are still dictated by the energy within the blast wave, only now this energy is diminishing noticeably due to radiative losses, leading to faster deceleration. Calculating the cumulative energy loss from standard synchrotron afterglow emission (as covered below in section 3) for a shell model will typically only add up to only a few percent well into the non-relativistic stage, justifying the adiabatic assumption from the beginning of this section. However, under certain circumstances, for example when the unshocked medium contains many electron-positron pairs triggered by prompt emission photons (Thompson and Madau, 2000; Beloborodov, 2002), conditions leading to radiative blast waves may arise at early times. Observational support for initially radiative blast waves is offered by Fermi LAT gamma-ray detections, when interpreted in the afterglow blast wave framework (see e.g. Ghisellini et al. 2010; Nava et al. 2013). Most of the cited shell models incorporate the possibility of a significant radiative energy loss term.

2.2. The non-relativistic Sedov-Taylor-von Neumann self-similar solution

A full solution for the blast wave in the radial flow case requires equations for the fluid profile everywhere in the flow, not just behind the shock front. For the limiting cases, when $\beta \uparrow 1$ or $\beta \downarrow 0$, this solution is provided by the aforementioned self-similar solutions, since dimensional analysis indicates only one possible dimensionless combination for the remaining variables (i.e. E , ρ_{ext} , radius r , lab frame time t). These analytical solutions tend to be unwieldy, but sometimes reduce to very simple form. An example of the latter is the non-relativistic stellar wind ($\rho_{ext} \propto r^{-2}$) case, where

$$\rho = 4(r/R)\rho_{ext}, \quad v = r/(2t), \quad p = \rho_{ext}r^3/(3Rt^2). \quad (4)$$

Here r/R plays the role of the self-similarity variable, and we have used an ideal gas with polytropic index $\hat{\gamma} = 5/3$. Clearly, these reduce to the non-relativistic shock-jump conditions when $r \rightarrow R$ and $\gamma^2 \downarrow 1 + \beta^2$, as can be seen from eq. 2. The radius R is in this case given by $R = (12\pi/50)^{1/3}(Et^2/[\rho_{ref}R_{ref}^k])^{1/3}$. The mass dM within a shell at radius r is $16\pi(r^3/R)\rho_{ext} dr$, confirming once more that the swept-up mass in the blast wave is concentrated at the front.

The full solution for arbitrary k can be obtained e.g. by generalizing the $k = 0$ case as described in Landau and Lifshitz (1959):

$$\begin{aligned} v &\equiv \frac{2}{5-k} \frac{r}{t} V(\xi), \\ \rho &\equiv \rho_{ext} G(\xi), \\ c_s^2 &\equiv \frac{4r^2}{(5-k)^2 t^2} Z(\xi). \end{aligned} \quad (5)$$

Here c_s is the speed of sound. In our case, $p = 3\rho c_s^2/5$. The self-similarity variable $\xi \equiv r/R$ is equal to 1 at the shock front, and the shock-jump conditions therefore yield $V(1) = 3/4$,

$G(1) = 4$, $Z(1) = 5/16$ as boundary conditions for the self-similar functions. Plugging the self-similar Ansatz provided by eq. 5 into the fluid hydrodynamical equations and solving the resulting differential equations, eventually yields (excluding $k = 2$, which is a special case where terms drop out of the equations early on):

$$\begin{aligned} \xi^{5-k} &= \left(\frac{V}{V(1)}\right)^{-2} \left(\frac{-5+k+4V}{-5+k+4V(1)}\right)^{v_1} \left(\frac{5V-3}{5V(1)-3}\right)^{v_2}, \\ Z &= \frac{5(1-V)V^2}{3(5V-3)}, \\ G &= 4 \left(\frac{5V-3}{5V(1)-3}\right)^{v_3} \left(\frac{4V-5+k}{4V(1)-5+k}\right)^{v_4} \left(\frac{V-1}{V(1)-1}\right)^{v_5} \\ &\quad \times \left(\frac{V}{V(1)}\right)^{v_6}, \\ v_1 &= \frac{2(41-26k+5k^2)}{3(5k-13)}, \\ v_2 &= \frac{2(k-5)}{5k-13}, \quad v_3 = \frac{5k-9}{5k-13}, \\ v_4 &= \frac{2(7k-15)(5k^2-26k+41)}{3(k-1)(k-5)(5k-13)}, \\ v_5 &= -\frac{2(9-4k)}{3(k-1)}, \quad v_6 = -\frac{2k}{k-5}. \end{aligned} \quad (6)$$

From dimensional analysis, we obtain for the radius

$$R = \hat{\beta} \left(\frac{Et^2}{\rho_{ref} R_{ref}^k} \right)^{1/(5-k)}, \quad (7)$$

where $\hat{\beta}$ can be found using energy conservation, leading to

$$\hat{\beta}^{k-5} = \frac{16\pi}{(5-k)^2} \int_0^1 G \left[\frac{1}{2} V^2 + \frac{9}{10} Z \right] \xi^4 d\xi. \quad (8)$$

In the ISM case, $\hat{\beta} \approx 1.15$, in the stellar-wind case, $\hat{\beta} \approx 0.92$.

The late-time non-relativistic solution primarily applies to radio observations (e.g. Waxman et al. 1998), since emission in higher frequency bands such as optical and X-rays will have already dropped below the detection threshold of most instruments. The distance scale at which a typical blast wave becomes non-relativistic, is vast (as can be confirmed by plugging $\beta\gamma = 1$ into equation 3). The Sedov-Taylor solution for nonzero k provided above, is therefore not likely to occur in nature in such a clean fashion. The blast wave has expanded well beyond the sphere of influence of its progenitor, making it more likely that its current environment is approximately ISM-like, or shaped by some complex interaction between wind bubbles from surrounding stars (Mimica and Giannios, 2011). Nevertheless, the non-zero k case is relevant as an asymptotic solution to long-term evolution of non-ISM hydrodynamical blast wave simulations (e.g. those done by De Colle et al. 2012b).

2.3. The ultra-relativistic Blandford-McKee self-similar solution

On the other end of the velocity spectrum sits the Blandford-McKee self-similar solution for ultra-relativistic flow (Blandford and McKee, 1976). As already suggested by the facts that in this stage $\beta = 1 - 1/(2\gamma^2) + O(\gamma^{-4})$, and the width of the shell $\Delta R \propto R/\gamma^2$, a Taylor-series expansion around $\gamma^{-1} \downarrow 0$ for the fluid profile will typically have γ^{-2} , rather than γ^{-1} as its first non-constant contributing order. From energy conservation within the blast wave that moves at nearly the speed of light, one obtains:

$$E = \frac{8\pi\rho_{ref}R_{ref}^k c^{5-k}\Gamma^2 t^{3-k}}{17-4k}, \quad (9)$$

where Γ the shock Lorentz factor. The numerical factor in this equation follows again from integrating the (rest frame) energy density over the self-similar fluid profile (provided below), as in eq. 8. Note that the shocked fluid is relativistically hot (as can be seen from the shock-jump conditions in eq. 2), and $\hat{\gamma} = 4/3$. Since according to eq. 9, $\Gamma^2 \propto t^{k-3}$, it also follows that

$$R = ct \left(1 - \frac{1}{2(4-k)\Gamma^2} \right). \quad (10)$$

This equation explains the extreme variability of GRBs and early afterglow. A photon emitted from that part of the shock front that is moving directly towards us, is observed at

$$\frac{t_{\oplus}}{(1+z)} = ct - R = \frac{t}{2(4-k)\Gamma^2}, \quad (11)$$

where z gravitational redshift, and if the observer time is set to zero at the point when the GRB is first observed. The Lorentz factors can reach incredibly high values, 100-1000 and beyond (see e.g. Racusin et al. 2011).

Continuing the Blandford-McKee solution, we again combine the shock-jump conditions and hydrodynamical equations with the self-similarity Ansatz, this time for self-similarity variable χ , and obtain

$$\begin{aligned} p &= \frac{2}{3}\rho_{ext}c^2\Gamma^2\chi^{-(17-4k)/(12-3k)}, \\ \gamma^2 &= \frac{1}{2}\Gamma^2\chi^{-1}, \\ \rho' &= 2\rho_{ext}\Gamma^2\chi^{-(7-2k)/(4-k)}, \\ \chi &= [1 + 2(4-k)\Gamma^2](1 - r/[ct]), \end{aligned} \quad (12)$$

where ρ' expressed in the lab frame. The ultra-relativistic limits of eq. 2 are reproduced taking $\chi \downarrow 1$, corresponding to the position of the shock front. In contrast to the non-relativistic self-similar solution, the relativistic version does not work all the way to the origin, but applies only to the relativistic part of the outflow, which is where almost all matter and energy reside anyway. In numerical simulations, non-physical values can be avoided by simply adding 1 to the profile for γ^2 , when setting up the Blandford-McKee solution as initial conditions.

2.4. Jetted outflow

A major complication to the simplified picture sketched above, is that GRB blast waves are extremely likely to be collimated into two diametrically opposite jets with narrow opening angles θ_0 (Rhoads, 1997, 1999). Due to strong relativistic beaming, this is not immediately apparent in the light curve, as only a small patch $d\theta \sim 1/\gamma$ is visible at first. Unless the geometry of the outflow is radically different from radial flow (e.g. cylindrical, see Cheng et al. 2001) or the fluid properties are strongly dependent on angle (e.g. as in ‘structured jet’ models, Rossi et al. 2002), it is not possible to tell apart collimated and spherical flow at this point. Additionally, if the outflow was launched radially, it will take time for causal contact to be established across angles and for sideways motion to become apparent in the observer frame, postponing a deviation from radial flow even for a conic wedge of limited opening angle. Sky images are of no help either, since GRBs are typically too distant for spatially resolved observations (the exception being GRB 030329, Taylor et al. 2004; Oren et al. 2004).

Jet collimation therefore has to be inferred indirectly, and this can be done in various (model-dependent) ways. First, one can compare the number of detected bursts to predicted rate of occurrence from a given model or to actual detections of expected counterparts (i.e. supernovae, in the case of long bursts, see e.g. Soderberg et al. 2006). Second, one can compare between early and late inferences of the energetics of the blast waves. At early times, assuming radial flow, the relevant energy is the energy per solid angle, or $E_{iso}/(4\pi)$, where *iso* stands for ‘isotropic equivalent’. If the jet subsequently spreads out sideways and becomes spherical (allowing eventually for the non-relativistic radial-flow self-similar limit), the energy per solid angle becomes $E_{jet}/(4\pi)$, where $E_{jet} \approx E_{iso}\theta_0^2/2$, for small opening angles. Comparing between early and late time calorimetry should therefore yield opening angles (see e.g. Berger et al. 2004; Shivvers and Berger 2011). Even if no late time calorimetry is possible, the often extremely high values for E_{iso} resulting from early-time calorimetry (e.g. Cenko et al. 2010), already hint that the actual energies in the jets are likely lower. When collimation is accounted for (and jets with typical jet half opening angles of 6° are inferred, see e.g. Racusin et al. 2009; Ryan et al. 2015), the results tend to cluster around $E_{jet} \sim 10^{51}$ erg (Bloom et al., 2003).

The third way of inferring collimation, is by looking for signatures directly in the light curve. Two effects will lead to a steepening of the temporal evolution. On the one hand, the visible patch will grow as relativistic beaming weakens and reveal a lack of emission from beyond the edges once $\gamma \approx 1/\theta_0$. This effect strongly depends on viewing angle, which puts the visible patch initially closer to the jet edge if moved off-axis (van Eerten et al., 2010a; van Eerten and MacFadyen, 2012b). On the other hand, the jet will start to spread out sideways. The over-pressured edges (relative to the circumburst environment) will do so immediately, and as the fact of the emergence of the jet into its environment is communicated towards the jet axis, more of the jet will follow. The broader jet will sweep up more material per unit time, leading to a faster deceleration. Because the spreading velocity of the jet is suppressed by

a factor $1/\gamma$ in the observer frame, this sets off a feedback loop where a slower jet is seen to sweep up even more material. Due to this $1/\gamma$ suppression factor from the Lorentz transform between the frame comoving with the blast wave and our frame, the sideways spreading of the jet becomes noticeable again once $\gamma \sim 1/\theta_0$. If the jet were in full causal contact, the spreading behavior would be exponential (Rhoads, 1999).

No exact analytical solutions exist for spreading jets, even when starting from a ‘top-hat’ conic wedge out of the spherical self-similar solution (once sphericity is dropped, initially structured and multi-component jets can be assumed too, see e.g. Berger et al. 2003; Rossi et al. 2002), although many toy models can be found in the literature (e.g. Rhoads 1999; Sari et al. 1999; Kumar and Panaitescu 2000; Huang et al. 2000; van Eerten et al. 2010a; Wygoda et al. 2011; Granot and Piran 2012). Unfortunately, approximate models tend to be notoriously sensitive to the choices made for the underlying simplifications (see Granot 2007 for a discussion). The picture that has emerged from relativistic hydrodynamics (RHD) simulations (Zhang and MacFadyen 2009; van Eerten et al. 2010a; Wygoda et al. 2011; De Colle et al. 2012b; van Eerten and MacFadyen 2013), is one where, for realistic opening angles (where $\theta_0 \ll 0.05$ rad does not apply), jet spreading does not achieve the runaway behavior and exponential increase in opening angle expected in the ultra-relativistic limit, but stays closer to logarithmic (van Eerten and MacFadyen, 2012b). A key reason for this is that full causal contact along all angles of the fluid takes time to establish, leaving little time in practice for an ultra-relativistic spreading regime because the blast wave quickly becomes trans-relativistic following the onset of spreading (van Eerten, 2013). As a result, the effect on the light curve following the ‘jet break’, is due to the joint impact of both the edges becoming visible and the onset of spreading, with neither overwhelming the other. Post-break slopes remain dependent on observer angle and can be used as means to constrain jet orientation (Ryan et al., 2015).

2.5. Reverse shocks and injection of energy into the flow

The preceding sections describe the subsequent evolution of an instantaneous explosion without initial mass content, i.e. a single forward shock moving into the circumburst medium. But unless the jet is driven nearly completely by pointing flux (see e.g. Lyutikov 2006), a certain amount of initial mass is expelled with the explosion. A simple way of incorporating this would be to add a mass M_0 to the shell model (but prior to deriving eq. 3, because the ejected mass is presumed to reside in a cold shell where all energy is converted into kinetic energy, while eq. 3 only connects mass to shock-jump conditions). The presence of initial ejecta mass will postpone deceleration of the blast wave, which will initially coast along at fixed velocity in ballistic motion. A forward-reverse shock system is established, with the forward shock moving into the circumburst medium and the reverse shock heating up the ejecta. The width of the ejected shell influences the dynamics as well. Even an initially infinitesimally thin shell will stretch out to width $\Delta R \sim R/\Gamma^2$, similar to a decelerating blast wave. Only for shells wider than this, the

initial shell width has to be taken into account explicitly when computing the deceleration radius, marking the turning point between coasting and decelerating of the blast wave. The two types of shell, wider or narrower than the intrinsic blast wave width, have been labeled ‘thick’ and ‘thin’ shells respectively in the literature (Sari and Piran, 1995). For thick shells, the reverse shock achieves relativistic velocity (in the ejecta frame) before crossing the ejecta. The pre-deceleration stage and reverse shock crossing were expected to be visible briefly (mainly in the optical), during the early evolution of the afterglow, for about 10^2 s.

However, the Swift satellite (Gehrels et al., 2004) has revealed instead the existence of an extended (10^4 s) early, flat phase of X-ray decay to be a common occurrence in afterglow light curves (Nousek et al., 2006; Zhang et al., 2006). A similar stage has been found to exist in the optical as well (see e.g. Panaitescu and Vestrand 2011; Li et al. 2012), although a joint explanation for both X-rays and optical is complicated by the existence of very early steep decay in the X-rays (likely connected to the end of the prompt emission, rather than the afterglow), complex temporal optical emission profiles (maybe multi-component emission, from both reverse and forward shock) and the close proximity of the end of the shallow decay phase and of what is typically interpreted as a jet break (Li et al., 2015). If not explained from viewing angle effects (e.g. Eichler and Granot 2006) or evolving microphysics (e.g. Granot et al. 2006; Filgas et al. 2011), plateau stages point to some form of prolonged energy injection into the ejecta, where a continuous ‘push’ from the back delays deceleration. This can take various forms, such as late catching up of slower material into the forward-shock / reverse shock system (e.g. Panaitescu et al. 1998; Rees and Meszaros 1998; Sari and Mészáros 2000), long-term source luminosity (e.g. Zhang and Mészáros 2001) or conversion of Poynting flux from the ejecta (e.g. Usov 1992; Thompson 1994). In afterglow analysis, this injection can be modeled in the form of a power law increase in ejecta energy (e.g. Zhang et al. 2006; Racusin et al. 2009). In the case of a relativistic reverse shock (in the frame of the inflowing material) and gradual, power-law type injection, one can even maintain self-similarity (Blandford and McKee, 1976; van Eerten, 2014a). Another promising modeling approach which has been applied to data directly, is dropping self-similarity, but maintaining a simplified description for the late shells (Uhm et al., 2012; De Pasquale et al., 2015). It should be emphasized that, although long-term engine activity is certainly a possible explanation for these early stages (potentially requiring a magnetar engine model, see e.g. Usov 1992; Thompson 1994; Dai and Lu 1998; Zhang and Mészáros 2001), jet breakout is a messy event (see e.g. Waxman and Mészáros 2003; Morsony et al. 2007) which might well naturally introduce an extended observable early stage even for briefly active engines, before moving towards the asymptotic regime of a decelerating relativistic blast wave (Duffell and MacFadyen, 2014).

A potential means of distinguishing between engine models are the correlations found between plateau end times and luminosity in the X-rays (Dainotti et al., 2008), and in the optical (Panaitescu and Vestrand, 2011; Li et al., 2012). The two

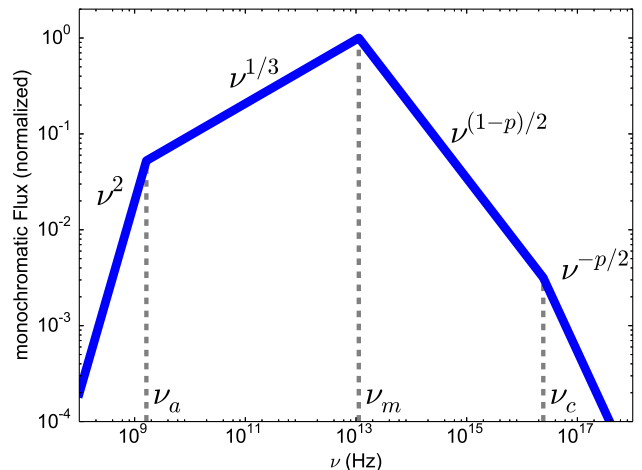


Figure 1: Typical synchrotron spectrum in the slow cooling case.

correlations have different slope, which is consistent with the optical and X-ray emission typically being observed to be in different spectral regimes (Greiner et al., 2011). They emerge naturally from a synchrotron forward-reverse shock system (Leventis et al., 2014; van Eerten, 2014a), but require the presence of a relativistic reverse shock (van Eerten, 2014b), or, ‘thick’ shells rather than ‘thin’ shells. It is not clear how strong the emission from the reverse shock will be in reality, since the relative strength of reverse shock emission is sensitive to model assumptions, such as the degree of magnetization of the ejecta (see e.g. Mimica et al. 2009b), and can vary wildly even for a standard synchrotron model (e.g. Leventis et al. 2014).

2.6. Further complications

As already alluded to above, the initial geometry of the ejecta and the environment of the burster provide two obvious complications to the standard picture. Even the direct environment of the burster can reasonably be expected to have a complex shape. The stellar wind profile will only extend to a finite range and be influenced by photo-ionization, stellar rotation and fluid instabilities (Eldridge et al., 2006; van Marle et al., 2006; Eldridge, 2007; van Marle et al., 2008; van Marle and Keppens, 2012). Late time mass loss of the progenitor system is likely erratic (Mesler et al., 2012). Although circumburst mass transitions are not expected to introduce sudden changes in the observed light curves from the forward shock (Nakar and Granot, 2007; van Eerten et al., 2009; Gat et al., 2013; Geng et al., 2014), an overall slope transition can reasonably be expected, which could explain k measurements other than $k = 0$ or $k = 2$ (Curran et al., 2009). Additional emission might be generated by a complex shock structure following multiple interactions (Uhm and Zhang, 2014; Mesler et al., 2014).

3. Emission

The synchrotron spectrum consists of a series of connected power laws, separated by break frequencies, and evolves in a characteristic manner during the lifetime of the blast

wave (Mészáros and Rees, 1997; Wijers et al., 1997; Sari et al., 1998). An example is provided by Fig. 1. We will discuss this *slow cooling* case first. A shock-accelerated electron population $n_e(\gamma_e)$ with power-law $p \sim 2.3$ is typically assumed, with $n_e(\gamma_e) \propto \gamma_e^{-p}$ and γ_e expressed in the comoving fluid frame. The lower cut-off value for this distribution is γ_m . If we further parametrize the shock-accelerated electron spectrum using ξ_N (typically taken ~ 1), the fraction of electrons that get shock-accelerated, and ϵ_e (typically ~ 0.1), the fraction of available internal energy in the fluid that goes into the non-thermal electron population, one can derive (by equating integrals over electron number density distribution and electron energy density distribution $\gamma_e n_e(\gamma_e) m_e c^2$ to available total number density and energy density respectively):

$$\gamma_m = \frac{2-p}{1-p} \left(\frac{\epsilon_e e}{\xi_N \rho} \frac{m_p}{m_e c^2} \right), \quad (13)$$

where m_p proton mass and m_e electron mass. If the power law distribution slope p is too shallow ($p < 2$), one can choose to either maintain a physically plausible proportionality between γ_m and e/n , or have the upper cut-off to the particle population (which can be ignored for $p > 2$) dictate γ_m instead, in order to maintain the interpretation of ϵ_e (Bhattacharya, 2001; Dai and Cheng, 2001).

According to synchrotron theory, the local spectrum from an electron at energy γ_e peaks around

$$\nu'_e \approx \frac{3}{4\pi} \gamma_e^2 \frac{q_e B}{m_e c}, \quad (14)$$

in the frame comoving with the fluid² and where q_e electron charge. Magnetic field B is typically parametrized again via a fraction of available energy, according to $B^2/(8\pi) \equiv \epsilon_B e$ (and with ϵ_B typically ~ 0.01). The critical frequency ν_m shown in Fig. 1, represents the *average* critical frequency for the combined emission of all local synchrotron spectra and their local γ_m values, and expressed in the observer frame. The spectral slopes of $1/3$ and $(1-p)/2$ at both sides of ν_m also follow from standard synchrotron theory (see e.g. Rybicki and Lightman 1979).

The dependency of the flux on the model parameters E_{iso} , ρ_{ext} , ϵ_B , ϵ_e , ξ_N , z , d_L (luminosity distance) in a given spectral regime can now be determined as follows. The emission coefficient peaks according to synchrotron theory at

$$\epsilon'_{base} \sim \frac{p-1}{2} \frac{\sqrt{3} q_e^3}{m_e c^2} \xi_N n B, \quad (15)$$

in the frame comoving with the fluid and where n the local comoving fluid number density (such that $\xi_N n$ the number density of non-thermal electrons). On both sides of ν'_m , we have

$$\begin{aligned} \epsilon'_\nu &= \epsilon'_{base} \left(\frac{\nu'}{\nu'_m} \right)^{1/3}, & \nu' < \nu'_m < \nu'_c, \\ \epsilon'_\nu &= \epsilon'_{base} \left(\frac{\nu'}{\nu'_m} \right)^{(1-p)/2}, & \nu'_m < \nu' < \nu'_c, \end{aligned} \quad (16)$$

²This choice of notation was made for consistency with the literature. Note that we now have ν' and ρ in the frame comoving with the fluid, while ν and ρ' are expressed in the lab frame.

where ν' the observer frequency and ν'_c the cooling break in the frame comoving with the fluid, which we will discuss below. In our frame $\epsilon_\nu \approx \gamma^2 \epsilon'_{\nu'}$, as the dependency evolution of flux on model parameters will be dictated by emission from material moving (nearly) straight towards the observer. The observed flux is then

$$F_{\nu', \oplus} \propto \frac{1+z}{d_L^2} V \epsilon_{\nu'}. \quad (17)$$

Here V is the emitting volume, the product of area $(R/\gamma)^2$ and depth $\Delta R \propto R/\gamma^2$. The Lorentz factor in the area reflects the size of the visible patch due to beaming. Without sideways spreading, it would be sufficient to omit this factor in order to obtain post jet-break flux values. Spreading models quickly become more complicated (simulation-based post-break light curve slopes for the ISM case are provided by van Eerten and MacFadyen 2013. These simulations reveal steep temporal slopes of ~ -2.7 above ν_m , once the transition to the post-break regime has completed, which is strikingly steeper than indicated by the Swift sample). Observed frequencies are related to comoving frequencies via the usual $\nu_\oplus \approx \gamma \nu' / (1+z)$, and observed time and emission time via eq. 11. Using the jump-condition values from eq. 2 and the dynamics from eq. 3, is then sufficient to determine the exact dependence of flux on the model parameters. Synchrotron flux equations for afterglow blast waves can be found at various places in the literature, including extensions such as trans-relativistic flow, energy injection and general values of k (see e.g. Mészáros and Rees 1997; Sari et al. 1998; Waxman et al. 1998; Gruzinov and Waxman 1999; Granot and Sari 2002; van Eerten and Wijers 2009; Leventis et al. 2012; Yi et al. 2013; Gao et al. 2013; van Eerten 2014a).

If not all available electrons are shock-accelerated into a non-thermal population, i.e. $\xi_N < 1$, some will remain in a Maxwellian distribution. This can potentially impact the synchrotron light curve. Unfortunately, ξ_N can not be derived from observations of the power-law electrons directly, even if all spectral regimes could be observed. A full degeneracy between ξ_N and other model parameters exist, where a decrease in ξ_N can be compensated for by a simultaneous linearly proportional decrease in ϵ_e , ϵ_B and linearly proportional increase in E_{iso} and ρ_{ext} (Eichler and Waxman, 2005).

3.1. Electron Cooling

Another characteristic of the synchrotron spectrum is provided by electron cooling, since energetic particles use their energy very quickly through synchrotron emission:

$$\frac{d\gamma_e}{dt'} = -\frac{4\sigma_T \gamma_e^2}{3m_e c} \epsilon_B e + \frac{\gamma_e}{3n} \frac{dn}{dt'}, \quad (18)$$

where σ_T the Thomson cross-section and t' in the comoving fluid frame. Beyond the cooling break ν_c , the effect of cooling becomes important and the first term on the right above (the synchrotron loss term) dominates. Below the cooling break, the other term (cooling through adiabatic expansion, note the ‘stretching’ \dot{n}/n) dominates. The cooling break ν_c can lie either

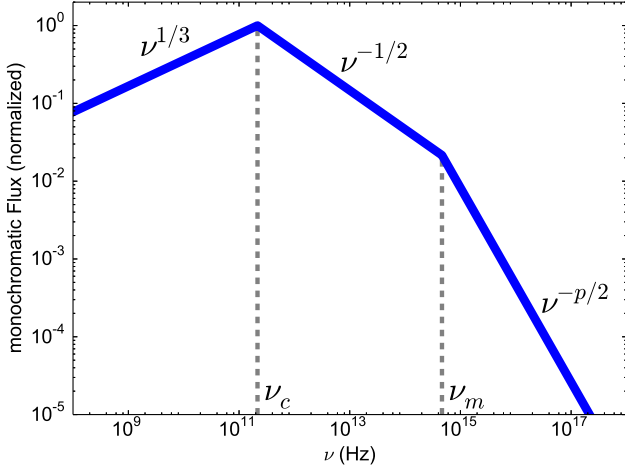


Figure 2: A fast cooling synchrotron spectrum.

above or below ν_m , yielding spectra designated as slow- and fast-cooling respectively.

A simple approach to modeling the behavior of the cooling break, is to ignore the spatial structure of the blast wave for the purpose of determining the cooling time, using a steady-state approximation to eq. 18 and equating overall cooling time to burst duration, resulting in

$$\gamma_c = \frac{6\pi m_e c \gamma}{\sigma_T B^2 t}, \quad (19)$$

connected to a characteristic frequency in the usual manner via $\nu_c \propto \gamma_c^2 B$ (Sari et al., 1998). This approach has been used in simulations as well (e.g. Zhang and MacFadyen 2009; De Colle et al. 2012b; van Eerten et al. 2012), even though other quantities (ν_m , peak flux) are calculated completely locally. The correct scalings and temporal evolution are reproduced in this manner, but this hybrid approach (in the simulation case), implies an offset of the cooling break relative to a fully local approach to cooling. The reason for this is that the full fluid profile provides a dimensionless constant of integration when computing the cooling break from local spectra (which exhibit an exponential cut-off locally, rather than a power-law transition, only globally adding up to such a transition) that is different from the one provided by an effectively flat fluid profile. The good news is that this off-set remains essentially constant throughout the evolution of the blast wave (van Eerten et al., 2010a), but the effect on multi-band analysis of afterglows can be substantial (Guidorzi et al., 2014). A local approach to electron cooling in simulations (e.g. by rewriting eq. 18 in the form of an advection equation for γ_m), requires extreme resolutions, which is challenging already in one dimension (van Eerten et al., 2010b), but only achievable in multi dimensions by specialized methods (e.g. van Eerten and MacFadyen 2013).

In the global approach, the emission coefficient equations 16 can be extended to include the effect of electron cooling as in-

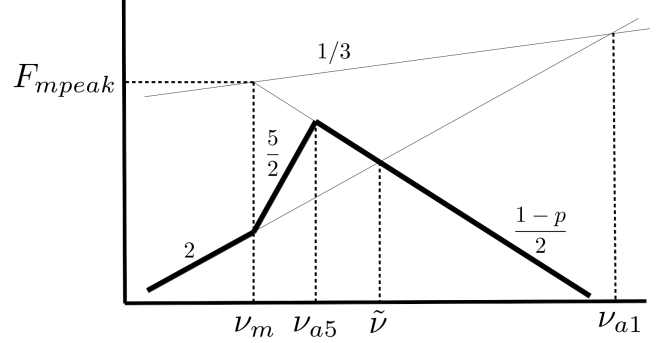


Figure 3: self-absorbed spectrum beyond ν_m , in terms of regular ordering for $\nu_a < \nu_m$.

indicated in Figs. 1 and 2, leading to

$$\begin{aligned} \epsilon'_\nu &= \epsilon'_{base} \left(\frac{\nu'_c}{\nu'_m} \right)^{(1-p)/2} \left(\frac{\nu'}{\nu'_c} \right)^{-p/2}, & \nu'_m < \nu'_c < \nu', \\ \epsilon'_\nu &= \epsilon'_{base} \left(\frac{\nu'}{\nu'_c} \right)^{-1/2}, & \nu'_c < \nu' < \nu'_m. \end{aligned} \quad (20)$$

Here ϵ'_{base} tracks the peak of the spectrum, which not necessarily coincides with ν_m . In the local approach to cooling, this only describes the shape of the globally emergent spectrum (i.e. flux, rather than emission coefficients). The $-1/2$ power can be understood as follows. The frequencies in this regime probe electron Lorentz factors below the injection value of γ_m , while the cooling timescales are extremely short since we are above ν_c (meaning that the shape of the injected profile is not relevant, so no p -dependency). All available energy is quickly radiated away. Per frequency, this yields $F_\nu \propto \gamma_e m_e c^2 / [\gamma_e^2 B] \propto \gamma_e^{-1} \propto \nu^{-1/2}$.

3.2. Synchrotron Self-absorption

At low frequencies (typically in the radio regime), synchrotron self-absorption (ssa) becomes important and a characteristic break ν_a appears in the spectrum, below which the flux drops off more steeply. Since ssa is not a scattering process, it is relatively straightforward to model in a linear radiative transfer approach, (Granot et al., 1999; Granot and Sari, 2002) that can also be applied to adiabatic relativistic blast wave simulations (Mimica et al., 2009a; van Eerten et al., 2010b). In the absence of electron cooling, the absorption coefficient due to ssa is given by

$$\alpha'_{\nu'} \sim (p-1)(p+2) \xi_{Nn} \frac{\sqrt{3} q_e^3 B}{\gamma_m 16\pi m_e^2 c^2} (\nu')^{-2} \left(\frac{\nu'}{\nu'_m} \right)^\kappa, \quad (21)$$

where $\kappa = 1/3$ if $\nu' < \nu'_m$ and $\kappa = -p/2$ otherwise. In a simplified computation in order to obtain the model parameter dependencies, we need to consider an emitting surface $A \propto (R/\gamma)^2$ and a source function below ν_a , rather than the emitting volume for the optically thin case (Sari et al., 1998; Waxman et al., 1998), i.e.

$$F_{\nu', \oplus} \propto \frac{1+z}{d_L^2} A \frac{\epsilon_{\nu'}}{\alpha_{\nu'}}. \quad (22)$$

In the lab frame $\alpha_v \approx \alpha'_v/\gamma$. In the slow cooling case and with $\nu_m > \nu_a$, the spectral slope 2 below ν_a (see Fig. 1) follows from a comparison between eqs. 21 and 16. In case ν_m and ν_a flip, a new slope of 5/2 is introduced, as can be seen from the same equations. Once $\nu_a > \nu_m$, the temporal evolution of ν_a will change, as will the peak of the spectrum, which now occurs at ν_a , rather than ν_m . Nevertheless, these differing characteristics follow from the regular self-absorption and ϵ'_{base} evolution, as can be seen geometrically in Fig. 3, where $\nu_{a,1}$ the position when extrapolating the $\nu_m > \nu_a$ case and $\nu_{a,5}$ the actual position of the self-absorption break (see also Leventis et al. 2012 for a discussion. The numbers 1 and 5 were chosen to match the notation from Granot and Sari 2002). The model parameter dependency and evolution of ν_a (i.e. $\nu_{a,1}$) can be determined by looking for the meeting point between the flux according to eq. 22 and eq. 17, using $\nu < \nu_m$ for both.

As said, the case $\nu_{a,5} > \nu_m$ does not introduce anything new, although the flux equations look different. This minor observation has the practical implication that, when constructing scale-invariant spectral templates from high-resolution simulations, all that is needed are the temporal evolution curves for ν_m , ν_c , $\nu_{a,1}$ and F_{peak} , with the understanding that the latter does not coincide with the actual spectral peak once $\nu_{a,5} > \nu_m$.

The fact that self-absorption renders only the front of the blast wave visible to the observer should serve as caution when attempting to seek out early time emission from a reverse shock in the radio domain: depending on density and profile of the environment, this component might well be hidden from view by ssa. A precise analysis of the early stage radio emission is further complicated by the role of electron cooling. At early time, we might also be observing the fast cooling case, rather than the slow cooling case, and the cooling break will help shape the absorption coefficient. At this point the difference between local and global cooling emerges again as well. An exact treatment of local cooling will actually introduce additional spectral regimes that are not apparent in a global approximation. These topics are discussed further by Granot et al. (1999); Granot and Sari (2002).

3.3. The sharpness of spectral breaks

The connected power law description of the synchrotron spectrum that we applied above, is of course an approximation. In reality, the asymptotic regimes approach one another smoothly, with the underlying shape for a single electron spectrum being an integrated modified Bessel function of fractional order. Since the full expression for a spectral transition is cumbersome and, more importantly, since the spectral sharpness also depends on the fluid configuration that shapes all the local contributions to the emergent spectra, it is more convenient in practice to use approximate formulae, typically smooth power laws of the type

$$Y(x) = Y_0 \left[\left(\frac{x}{x_0} \right)^{-s\alpha_1} + \left(\frac{x}{x_0} \right)^{-s\alpha_2} \right]^{-1/s}, \quad (23)$$

and varieties thereof, with the most useful shape depending on e.g. the sign of the transition $\alpha_2 - \alpha_1$. The larger

s , the sharper the transition. Such approximations can be applied to temporal transitions (e.g. jet breaks) as well and have been applied to both light curves and spectra (e.g. Beuermann et al. 1999; Harrison et al. 1999; Granot and Sari 2002; van Eerten and Wijers 2009; Leventis et al. 2012; van Eerten and MacFadyen 2013). Smooth power laws can lead to significantly better fits to data, and the flux exactly at a spectral transition can differ up to an order of magnitude from sharply connected power laws. The exact value of s is hard to determine in practice from the data, and good fits can typically be obtained for a range of values. The theoretical values of s are influenced by many things. In addition to the fluid profile, the closeness of other spectral transitions also plays a role even if their presence is not immediately apparent from the data. Finally, the sharpness of the spectrum is sensitive to the orientation of the jet, since a given observer time corresponds to a different set of emission times for each angle (van Eerten and MacFadyen, 2012a).

3.4. Further complications

Aside from the complexities introduced by more realistic particle spectra and by multiple emission sites for synchrotron emission (e.g. a forward shock and a reverse shock), the most obvious further complication is the addition of other radiative processes. Of these, inverse Compton scattering and synchrotron self-Compton scattering are the most likely candidates. Inverse Compton scattering has a noticeable impact on the cooling of electrons when $\epsilon_B \ll \epsilon_e$ (Sari et al., 1996; Panaitescu and Kumar, 2000; Sari and Esin, 2001). This effect can be included in prescriptions for synchrotron spectra. Even when not observed directly, Inverse Compton scattering will shift the cooling break downwards, and, in the fast cooling stage, the self-absorption break upwards. (Sari and Esin, 2001; Granot and Sari, 2002).

Other factors that complicate interpreting the observed emission in terms of a synchrotron blast wave origin, is the contribution from completely separate components, such as host galaxies and supernovae, or dust echoes of the prompt emission (Evans et al., 2014).

4. Model-based data analysis

When analyzing the data, a number of approaches can be taken. The conventional approach has been to start from analysis of light curves and spectra (when available) in terms of simplified heuristic fit functions, typically power laws, augmented where appropriate by descriptions of extinction and absorption due to intervening material and host galaxy and supernova flux contributions. This approach results in a concise description of the data (in itself already useful) that can subsequently be interpreted in terms of physical models, under the assumption that the essence of these models can be captured sufficiently in the form of power laws. On the other hand, once can test physical models against the data directly in a manner that does not require synchronous multi-band observations (e.g. Panaitescu and Kumar 2001, 2002; Yost et al.

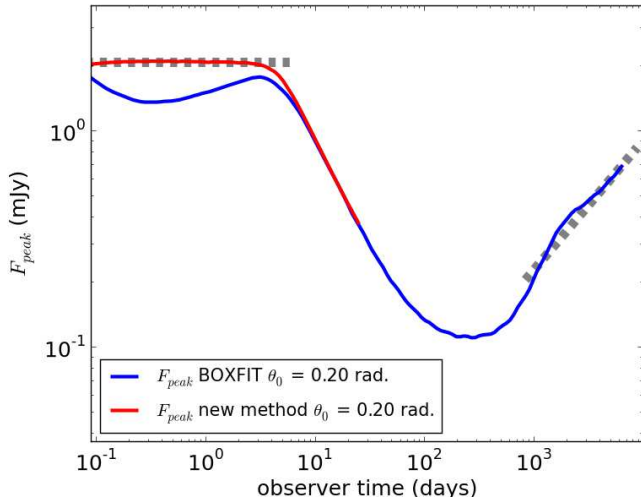


Figure 4: Evolution of the synchrotron spectral peak, computed from lab-frame (blue) and boosted-frame (red) simulations. Dashed grey lines denote the asymptotic self-similar limits. The drop between 10^0 - 10^1 days describes the effect of a jet-break. The additional bump at late time the rise of the counterjet.

2003), which has become increasingly popular in recent years (e.g. van Eerten et al. 2012; Leventis et al. 2013; Laskar et al. 2013; Perley et al. 2014; Urata et al. 2014; Guidorzi et al. 2014; Ryan et al. 2015; Zhang et al. 2014). Rather than yielding the ‘best’ short-hand description of the data set, this immediately addresses the question of whether a given physical model can explain it, and to the extent that it can, provides estimates for the model parameters. An additional advantage of this approach is that arbitrarily complex light curve shapes (as provided by the underlying model) can be accounted for.

These model fitting approaches also naturally connect to probabilistic data analysis methods, including Bayesian inference, which are having a transformative effect on the field. Software packages that implement numerical methods such as affine invariant Markov-Chain Monte Carlo (MCMC, Goodman and Weare 2010; Foreman-Mackey et al. 2013) or multi-modal nested sampling (Feroz et al., 2009; Buchner et al., 2014) are becoming readily available and are ideally suited to GRB afterglow analysis, due to their capability of dealing efficiently with expensive fitting functions, large numbers of free parameters and bimodal posterior distributions. The possibility in Bayesian data analysis of marginalizing over nuisance parameters is extremely valuable for assessing the performance of a model in case not all parameters can be constrained fully (as is often the case for afterglows, since this would require broadband data covering all spectral regimes of the synchrotron spectrum; such data sets exist, but are still rare, although the sample is growing).

4.1. Simulations

Because the deceleration to trans-relativistic velocities and the spreading behavior of relativistic blast waves are difficult to capture analytically, many groups have used RHD simulations in one and more dimensions to

study this crucial stage of afterglow blast wave evolution (including, but not limited to Kobayashi et al. 1999; Downes et al. 2002; Cannizzo et al. 2004; Meliani et al. 2007; Zhang and MacFadyen 2009; van Eerten et al. 2011; Wygoda et al. 2011; De Colle et al. 2012a; van Eerten and MacFadyen 2013; Duffell and MacFadyen 2013). Most multi-dimensional simulations employ special strategies to deal with the stringent resolution requirements (i.e. $\Delta R \sim R/\Gamma^2$, with $\Gamma \gg 1$), specifically adaptive-mesh refinement, where the grid resolution is locally dynamically doubled (or halved) along each dimension, depending on the variability of the flow. With this approach, the six orders of magnitude between initial shell width and final shell radius could be more or less covered numerically. However, it is important to note that *all* simulations prior to 2013 failed to fully resolve numerically the blast wave at the key dynamical stage of jet spreading. That qualitatively correct behavior was nevertheless reproduced, could only be confirmed recently (van Eerten and MacFadyen, 2013) by simulations in a specialized Lorentz-boosted frame (a natural antidote against $1/\Gamma^2$ related issues). These resolution issues also impact light curves computed from simulations. The strategy for such computations is not dissimilar from inferring flux from simplified models: take the dynamics as a given, assuming adiabatic expansion, and employ radiative transfer or, above the self-absorption break, perform a straightforward summation of locally emitted power. As described previously, the time-dependent synchrotron spectrum can be captured concisely based on its key characteristics. An example is provided by Fig. 4, showing both lab-frame and boosted frame evolution curves for the spectral peak.

Because derived synthetic light curves contain emission from many different emission times arriving at each single observer time, the resolution issue is in practice not problematic at the light curve level for homogeneous medium simulations: the resolution issue is at its most severe early on during the simulation, and the emission from these times is observed jointly with emission preceding the simulation starting time (i.e. from the analytical self-similar Blandford-McKee solution that provides the initial conditions for the simulation). Only when jets become too narrow ($\theta_0 \ll 0.05$ rad), observer frequencies drop too far below ν_a at early times, or for certain circumburst medium profiles (including, unfortunately, stellar wind), this becomes a potential issue.

4.2. Scale-invariance and model templates

The complete evolution of a blast wave, from early time conic wedge out of the relativistic self-similar solution to the spherical non-relativistic self-similar solution, exhibits a useful scale invariance that can be employed for model comparisons to data (van Eerten et al., 2012). This invariance goes beyond self-similarity and follows straightforwardly from dimensional analysis. The fluid equations can be expressed in terms of spacetime coordinates $\mathcal{A} \equiv rc/t$, ξ , θ , rather than r , t , θ . In the non-relativistic limit $\mathcal{A} \downarrow 0$, while θ no longer applies due to sphericity, and the self-similar solution of single variable ξ is recovered. In the ultra-relativistic limit $\mathcal{A} \uparrow 1$, while θ again does

not apply due to the radial flow assumption, leaving again a self-similar solution. Note that $\chi = \chi(\xi)$ and the Blandford-McKee self-similarity variable is more practical in this limit. But even for intermediate values of \mathcal{A} , it remains true that rescaling in explosion energy or circumburst density can be compensated for with a rescaling of the coordinates. Taking $E_{iso} \rightarrow \kappa E_{iso}$, $\rho_{ref} R_{ref}^k \rightarrow \lambda(\rho_{ref} R_{ref}^k)$, $r \rightarrow (\kappa/\lambda)^{1/(3-k)} r$ and $t \rightarrow (\kappa/\lambda)^{1/(3-k)} t$, leads to the invariance $\mathcal{A} \rightarrow \mathcal{A}$, $\xi \rightarrow \xi$ and $\theta \rightarrow \theta$: a bigger explosion explosion (or one in a more dilute medium) goes through the exact same stages as a smaller one, albeit at larger radii and at later times. In terms of dimensions, we scaled grams by a factor of κ , and centimeters and seconds both by a factor $(\kappa/\lambda)^{-3/(3-k)}$. The implied scalings for mass densities, energy densities and pressure are identical: $\rho \rightarrow \kappa^{-k/(3-k)} \lambda^{3/(3-k)} \rho$, $e \rightarrow \kappa^{-k/(3-k)} \lambda^{3/(3-k)} e$, $p \rightarrow \kappa^{-k/(3-k)} \lambda^{3/(3-k)} p$. Lorentz factors remain unaffected, $\gamma \rightarrow \gamma$.

The big practical relevance of this comes when building a template set out of simulations, for comparison to observational data. Two dimensions in parameter space are now accounted for (E_{iso} and ρ_{ext} , leaving only θ_0). And, although we have no exact analytical solution for the spreading stage, the blast wave nevertheless segues smoothly from one asymptote towards the other. This means that we can use our intuition from the self-similar asymptotes (with features such as e.g. $\Delta R \propto R/\Gamma^2$) to guide us towards a suitable compression algorithm for simulation data, rendering the construction of templates feasible even if the original simulations are very computationally intensive. In this manner, model results along the remaining θ_0 dimension in parameter space can be tabulated concisely (van Eerten et al., 2012). It should be noted that introducing energy injection does not break dynamical scale invariance, even though it introduces extra dimensions in parameter space, such as energy injection duration, that scale along (van Eerten, 2014b).

Although dynamical templates are in principle sufficient for simulation-based afterglow analysis (with the caveat that radiative transfer based on dynamical templates needs to be calculated on-the-fly), we can do better if the radiative process of interest is sufficiently simple: a convenient feature of the power law nature of the synchrotron spectrum is that it renders it scale invariant (van Eerten and MacFadyen, 2012a). Like the dynamical scale-invariance, this follows directly from dimensional analysis, and although in synchrotron spectra a number of additional constants appear (such as m_e), this invariance is not compromised within a single power law regime. In the flux equation, the role of fractions ϵ_B , ϵ_e and ξ_N does not change over time either. All this implies that evolution curves for γ_m and other characteristics of the synchrotron spectrum (peak flux, cooling break, self-absorption break), even when derived from high-resolution multi-dimensional simulations, can be rescaled between model parameters, allowing for a synchrotron spectral template-based approach to afterglow fitting.

4.3. BOXFIT and SCALEFIT

The scale-invariances described above have been used to prepare synchrotron templates directly from relativistic hydrodynamics simulations (van Eerten et al., 2012; van Eerten and MacFadyen, 2012a; Ryan et al., 2015). A

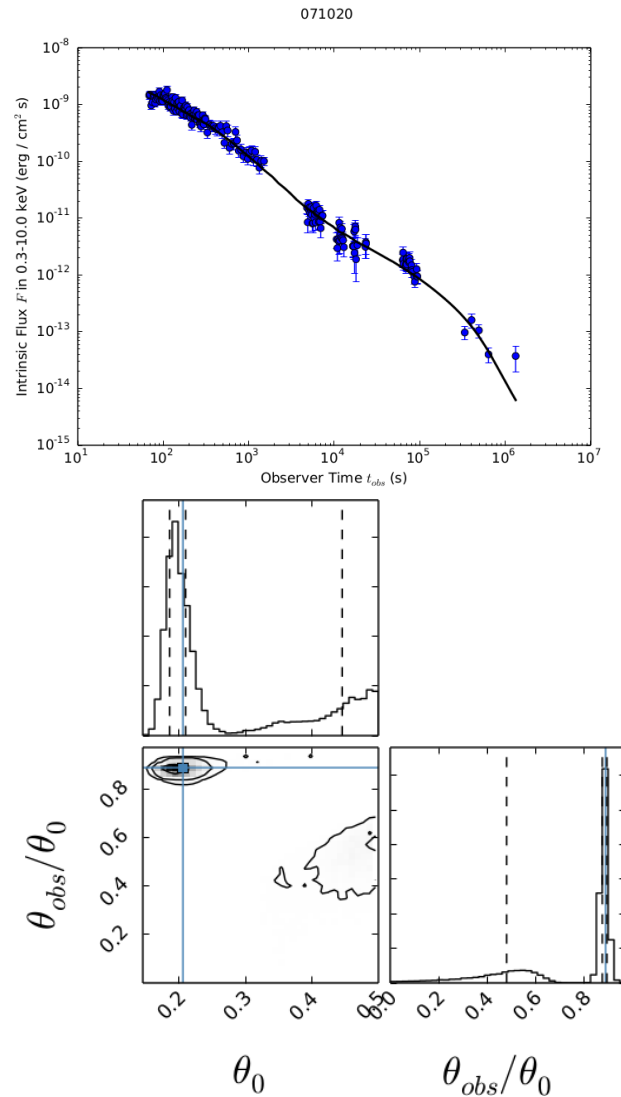


Figure 5: A spectral template-based fit to the X-ray afterglow for GRB 071020, from Ryan et al. (2015). Top figure shows the best fit, bottom figure the posterior probability distribution projections for jet opening angle and observer angle, marginalized over the other fit parameters (E_{iso} , ρ_{ext} , p , ϵ_B , ϵ_e). In a single band fit, most parameters remain unconstrained.

simulation-based analysis code utilizing a set of 19 homogeneous medium simulations and dynamical scale invariance (BOXFIT, van Eerten et al. 2012), is freely available for download³. Its follow-up, using scale-invariance at the level of spectral templates directly, is currently in preparation (SCALEFIT; a first application to Swift XRT data can be found in Ryan et al. 2015, limited to homogeneous medium simulations) and will be available in the near future via the same website as BOXFIT. The full release of SCALEFIT will include spectral templates based on approximately 70+ high-resolution simulations including ‘boosted Lorentz frame’ based simulations (van Eerten and MacFadyen, 2013) and a stellar-wind environment.

When emission is computed from radiative transfer through a fluid dynamical solution provided either analytically, from simulations directly, or from templates, the resulting spectra will be smooth automatically. Direct reconstruction of spectra from scale-invariant templates, on the other hand, requires that this smoothness is either ignored or accounted for explicitly: spectral sharpness itself is not scale-invariant, because it connects two regimes where the flux equations scale *differently* for changes in E_{iso} and ρ_{ext} . Additionally, there is the practical issue of how to deal with crossings of spectral breaks (Leventis et al., 2012).

Another complication is that the physical models describe spectral flux, while detectors such as Swift/XRT count photons. A transition from count space to flux space needs to be made (Evans et al., 2009), while at the same time absorption (in X-rays) and extinction (in the optical), need to be accounted for. This transition is not completely trivial, and for example requires that some choice be made for the underlying spectral shape in the relevant spectral range. Ideally, the spectral shape is provided by the physical model as well, and the fit is essentially done in count space. The disadvantage of this approach is that this renders the fit software instrument-specific.

5. Conclusions

Gamma-ray burst afterglows provide a unique opportunity to study highly relativistic flows and fundamental plasma kinetic theory in a setting that is impossible to repeat on earth. Their core ingredients, relativistic blast waves and non-thermal emission from shock-accelerated particles, can be well understood from simplified models, a few of which have been described in detail in this paper. Nevertheless, GRB afterglows exhibit a rich range of features that follow both from the interplay of the standard model components and from the inevitable complications that can be added to the basic models. Jet and blast wave dynamics present an example of this, and it has only recently become possible to accurately model the evolution of GRB outflows, through high-resolution numerical hydrodynamics simulations, in a manner that can be compared directly to broadband observations. Even then, ‘accurate’ has to be understood in terms of the simplicity of the initial assumptions for the jets,

and more complicated initial jet profiles will (at least initially), give rise to more complicated light curves.

The two codes mentioned by name, BOXFIT and SCALEFIT, offer the means to perform this type of simulation-based model fitting, but much work remains to be done. An extensive set of templates is being generated including stellar-wind type circumburst profile, and the public release for SCALEFIT is in preparation. The strengths of these model-based codes are that they allow for direct model testing and fitting of complicated light curve shapes, incorporate advanced statistical methods and avoid the need for simultaneous broadband observations. The obvious disadvantage of direct model fits, is that features not included in the model are not tested for, and might drive the fit into a wrong region of parameter space when occurring in the light curve and when the model is forced to account for them (e.g. interpreting a plateau stage as regular decay with low p value). The open source nature of the software should help facilitate the addition of additional dynamical models and radiative processes. This can be done both on the level of the dynamical templates (e.g. by including a more complex evolution of the shock-accelerated electrons, Sironi and Giannios 2013), and on the level of the spectral templates (e.g. shifting the cooling break directly, Guidorzi et al. 2014).

Acknowledgements

I wish to thank Re'em Sari for helpful discussion. This work was supported by a post-doctoral Fellowship grant from the Alexander von Humboldt Foundation and by the DFG Cluster of Excellence ‘Origin and Structure of the Universe’. The simulations have been carried out in part on the computing facilities of the Computational Center for Particle and Astrophysics (C2PAP).

References

- Beloborodov, A. M., Feb. 2002. Radiation Front Sweeping the Ambient Medium of Gamma-Ray Bursts. *ApJ*565, 808–828.
- Berger, E., Kulkarni, S. R., Frail, D. A., Sep. 2004. The Nonrelativistic Evolution of GRBs 980703 and 970508: Beaming-independent Calorimetry. *ApJ*612, 966–973.
- Berger, E., et al., Nov. 2003. A common origin for cosmic explosions inferred from calorimetry of GRB030329. *Nature*426, 154–157.
- Beuermann, K., et al., Dec. 1999. VLT observations of GRB 990510 and its environment. *A&A*352, L26–L30.
- Bhattacharya, D., Jun. 2001. Flat Spectrum Gamma Ray Burst Afterglows. *Bulletin of the Astronomical Society of India* 29, 107–114.
- Blandford, R. D., McKee, C. F., Aug. 1976. Fluid dynamics of relativistic blast waves. *Physics of Fluids* 19, 1130–1138.
- Bloom, J. S., Frail, D. A., Kulkarni, S. R., Sep. 2003. Gamma-Ray Burst Energetics and the Gamma-Ray Burst Hubble Diagram: Promises and Limitations. *ApJ*594, 674–683.
- Buchner, J., et al., Apr. 2014. X-ray spectral modelling of the AGN obscuring region in the CDFS: Bayesian model selection and catalogue. *A&A*564, A125.
- Cannizzo, J. K., Gehrels, N., Vishniac, E. T., Jan. 2004. A Numerical Gamma-Ray Burst Simulation Using Three-Dimensional Relativistic Hydrodynamics: The Transition from Spherical to Jetlike Expansion. *ApJ*601, 380–390.
- Cenko, S. B., et al., Mar. 2010. The Collimation and Energetics of the Brightest Swift Gamma-ray Bursts. *ApJ*711, 641–654.

³[HTTP://COSMO.NYU.EDU/AFTERGLOWLIBRARY](http://cosmo.nyu.edu/afterglowlibrary)

- Cheng, K. S., Huang, Y. F., Lu, T., Aug. 2001. Gamma-ray bursts: afterglows from cylindrical jets. *MNRAS*325, 599–606.
- Costa, E., et al., Jun. 1997. Discovery of an X-ray afterglow associated with the γ -ray burst of 28 February 1997. *Nature*387, 783–785.
- Curran, P. A., Starling, R. L. C., van der Horst, A. J., Wijers, R. A. M. J., May 2009. Testing the blast wave model with Swift GRBs. *MNRAS*395, 580–592.
- Dai, Z. G., Cheng, K. S., Sep. 2001. Afterglow Emission from Highly Collimated Jets with Flat Electron Spectra: Application to the GRB 010222 Case? *ApJ*558, L109–L112.
- Dai, Z. G., Lu, T., May 1998. Gamma-ray burst afterglows and evolution of postburst fireballs with energy injection from strongly magnetic millisecond pulsars. *A&A*333, L87–L90.
- Dainotti, M. G., Cardone, V. F., Capozziello, S., Nov. 2008. A time-luminosity correlation for γ -ray bursts in the X-rays. *MNRAS*391, L79–L83.
- De Colle, F., Granot, J., López-Cámara, D., Ramirez-Ruiz, E., Feb. 2012a. Gamma-Ray Burst Dynamics and Afterglow Radiation from Adaptive Mesh Refinement, Special Relativistic Hydrodynamic Simulations. *ApJ*746, 122.
- De Colle, F., Ramirez-Ruiz, E., Granot, J., Lopez-Camara, D., May 2012b. Simulations of Gamma-Ray Burst Jets in a Stratified External Medium: Dynamics, Afterglow Light Curves, Jet Breaks, and Radio Calorimetry. *ApJ*751, 57.
- De Pasquale, M., et al., Dec. 2015. The optical rebrightening of GRB100814A: an interplay of forward and reverse shocks? *MNRAS* Accepted. arXiv:1312.1648.
- Downes, T. P., Duffy, P., Komissarov, S. S., May 2002. Relativistic blast waves and synchrotron emission. *MNRAS*332, 144–154.
- Drenkhahn, G., May 2002. Acceleration of GRB outflows by Poynting flux dissipation. *A&A*387, 714–724.
- Duffell, P. C., MacFadyen, A. I., Oct. 2013. Rayleigh-Taylor Instability in a Relativistic Fireball on a Moving Computational Grid. *ApJ*775, 87.
- Duffell, P. C., MacFadyen, A. I., Jul. 2014. From Engine to Afterglow: Collapsars Naturally Produce Top-Heavy Jets and Early-Time Plateaus in Gamma Ray Burst Afterglows. arXiv:1407.8250.
- Eichler, D., Granot, J., Apr. 2006. The Case for Anisotropic Afterglow Efficiency within Gamma-Ray Burst Jets. *ApJ*641, L5–L8.
- Eichler, D., Livio, M., Piran, T., Schramm, D. N., Jul. 1989. Nucleosynthesis, neutrino bursts and gamma-rays from coalescing neutron stars. *Nature*340, 126–128.
- Eichler, D., Waxman, E., Jul. 2005. The Efficiency of Electron Acceleration in Collisionless Shocks and Gamma-Ray Burst Energetics. *ApJ*627, 861–867.
- Eldridge, J. J., May 2007. Asymmetric Wolf-Rayet winds: implications for gamma-ray burst afterglows. *MNRAS*377, L29–L33.
- Eldridge, J. J., Genet, F., Daigne, F., Mochkovitch, R., Mar. 2006. The circumstellar environment of Wolf-Rayet stars and gamma-ray burst afterglows. *MNRAS*367, 186–200.
- Evans, P. A., et al., Aug. 2009. Methods and results of an automatic analysis of a complete sample of Swift-XRT observations of GRBs. *MNRAS*397, 1177–1201.
- Evans, P. A., et al., Oct. 2014. GRB 130925A: an ultralong gamma ray burst with a dust-echo afterglow, and implications for the origin of the ultralong GRBs. *MNRAS*444, 250–267.
- Feroz, F., Hobson, M. P., Bridges, M., Oct. 2009. MULTINEST: an efficient and robust Bayesian inference tool for cosmology and particle physics. *MNRAS*398, 1601–1614.
- Filgas, R., et al., Nov. 2011. GRB 091127: The cooling break race on magnetic fuel. *A&A*535, A57.
- Foreman-Mackey, D., Hogg, D. W., Lang, D., Goodman, J., Mar. 2013. emcee: The MCMC Hammer. *PASP*125, 306–312.
- Galama, T. J. o., Oct. 1998. An unusual supernova in the error box of the γ -ray burst of 25 April 1998. *Nature*395, 670–672.
- Gao, H., Lei, W.-H., Zou, Y.-C., Wu, X.-F., Zhang, B., Dec. 2013. A complete reference of the analytical synchrotron external shock models of gamma-ray bursts. *New Astronomy Reviews*57, 141–190.
- Gat, I., van Eerten, H., MacFadyen, A., Aug. 2013. No Flares from Gamma-Ray Burst Afterglow Blast Waves Encountering Sudden Circumburst Density Change. *ApJ*773, 2.
- Gehrels, N., et al., Aug. 2004. The Swift Gamma-Ray Burst Mission. *ApJ*611, 1005–1020.
- Geng, J. J., Wu, X. F., Li, L., Huang, Y. F., Dai, Z. G., Sep. 2014. Revisiting the Emission from Relativistic Blast Waves in a Density-jump Medium. *ApJ*792, 31.
- Ghisellini, G., Ghirlanda, G., Nava, L., Celotti, A., Apr. 2010. GeV emission from gamma-ray bursts: a radiative fireball? *MNRAS*403, 926–937.
- Goodman, J., Weare, J., Jan. 2010. Ensemble samplers with affine invariance. *Comm. App. Math. Comp. Sci.* 5, 65–80.
- Granot, J., Mar. 2007. The Structure and Dynamics of GRB Jets. In: *Revista Mexicana de Astronomia y Astrofisica*, vol. 27. Vol. 27 of *Revista Mexicana de Astronomia y Astrofisica*, vol. 27. pp. 140–165.
- Granot, J., Königl, A., Piran, T., Aug. 2006. Implications of the early X-ray afterglow light curves of Swift gamma-ray bursts. *MNRAS*370, 1946–1960.
- Granot, J., Piran, T., Mar. 2012. On the lateral expansion of gamma-ray burst jets. *MNRAS*421, 570–587.
- Granot, J., Piran, T., Sari, R., Dec. 1999. Synchrotron Self-Absorption in Gamma-Ray Burst Afterglow. *ApJ*527, 236–246.
- Granot, J., Sari, R., Apr. 2002. The Shape of Spectral Breaks in Gamma-Ray Burst Afterglows. *ApJ*568, 820–829.
- Greiner, J., et al., Feb. 2011. The nature of “dark” gamma-ray bursts. *A&A*526, A30.
- Gruzinov, A., Waxman, E., Feb. 1999. Gamma-Ray Burst Afterglow: Polarization and Analytic Light Curves. *ApJ*511, 852–861.
- Guidorzi, C., et al., Feb. 2014. New constraints on gamma-ray burst jet geometry and relativistic shock physics. *MNRAS*438, 752–767.
- Harrison, F. A., et al., Oct. 1999. Optical and Radio Observations of the Afterglow from GRB 990510: Evidence for a Jet. *ApJ*523, L121–L124.
- Huang, Y. F., Dai, Z. G., Lu, T., Oct. 1999. A generic dynamical model of gamma-ray burst remnants. *MNRAS*309, 513–516.
- Huang, Y. F., Gou, L. J., Dai, Z. G., Lu, T., Nov. 2000. Overall Evolution of Jetted Gamma-Ray Burst Ejecta. *ApJ*543, 90–96.
- Kobayashi, S., Piran, T., Sari, R., Mar. 1999. Hydrodynamics of a Relativistic Fireball: The Complete Evolution. *ApJ*513, 669–678.
- Kouveliotou, C., Meegan, C. A., Fishman, G. J., Bhat, N. P., Briggs, M. S., Koshut, T. M., Paciesas, W. S., Pendleton, G. N., Aug. 1993. Identification of two classes of gamma-ray bursts. *ApJ*413, L101–L104.
- Kumar, P., Panaitescu, A., Sep. 2000. Steepening of Afterglow Decay for Jets Interacting with Stratified Media. *ApJ*541, L9–L12.
- Landau, L. D., Lifshitz, E. M., 1959. *Fluid mechanics*.
- Laskar, T., et al., Oct. 2013. A Reverse Shock in GRB 130427A. *ApJ*776, 119.
- Leventis, K., van der Horst, A. J., van Eerten, H. J., Wijers, R. A. M. J., May 2013. Applying an accurate spherical model to gamma-ray burst afterglow observations. *MNRAS*431, 1026–1038.
- Leventis, K., van Eerten, H. J., Meliani, Z., Wijers, R. A. M. J., Dec. 2012. Practical flux prescriptions for gamma-ray burst afterglows, from early to late times. *MNRAS*427, 1329–1343.
- Leventis, K., Wijers, R. A. M. J., van der Horst, A. J., Jan. 2014. The plateau phase of gamma-ray burst afterglows in the thick-shell scenario. *MNRAS*437, 2448–2460.
- Li, L., et al., Oct. 2012. A Comprehensive Study of Gamma-Ray Burst Optical Emission. I. Flares and Early Shallow-decay Component. *ApJ*758, 27.
- Li, L., et al., Mar. 2015. A Correlated Study of Optical and X-ray Afterglows of GRBs. *ApJ* accepted. arXiv e-prints: 1503.00976.
- Lyutikov, M., Jul. 2006. The electromagnetic model of gamma-ray bursts. *New Journal of Physics* 8, 119.
- MacFadyen, A. I., Woosley, S. E., Oct. 1999. Collapsars: Gamma-Ray Bursts and Explosions in “Failed Supernovae”. *ApJ*524, 262–289.
- Meliani, Z., Keppens, R., Casse, F., Giannios, D., Apr. 2007. AMRVAC and relativistic hydrodynamic simulations for gamma-ray burst afterglow phases. *MNRAS*376, 1189–1200.
- Mesler, R. A., Whalen, D. J., Lloyd-Ronning, N. M., Fryer, C. L., Pihlström, Y. M., Oct. 2012. Gamma-Ray Bursts in Circumstellar Shells: A Possible Explanation for Flares. *ApJ*757, 117.
- Mesler, R. A., Whalen, D. J., Smidt, J., Fryer, C. L., Lloyd-Ronning, N. M., Pihlström, Y. M., May 2014. The First Gamma-Ray Bursts in the Universe. *ApJ*787, 91.
- Mészáros, P., Rees, M. J., Feb. 1997. Optical and Long-Wavelength Afterglow from Gamma-Ray Bursts. *ApJ*476, 232–237.
- Mészáros, P., Rees, M. J., Feb. 2000. Steep Slopes and Preferred Breaks in Gamma-Ray Burst Spectra: The Role of Photospheres and Comptonization. *ApJ*530, 292–298.
- Mignone, A., Plewa, T., Bodo, G., Sep. 2005. The Piecewise Parabolic Method for Multidimensional Relativistic Fluid Dynamics. *ApJS*160, 199–219.
- Mimica, P., Aloy, M.-A., Agudo, I., Martí, J. M., Gómez, J. L., Miralles, J. A.,

- May 2009a. Spectral Evolution of Superluminal Components in Parsec-Scale Jets. *ApJ*696, 1142–1163.
- Mimica, P., Giannios, D., Nov. 2011. Gamma-ray burst afterglow light curves from realistic density profiles. *MNRAS*418, 583–590.
- Mimica, P., Giannios, D., Aloy, M. A., Feb. 2009b. Deceleration of arbitrarily magnetized GRB ejecta: the complete evolution. *A&A*494, 879–890.
- Morsony, B. J., Lazzati, D., Begelman, M. C., Aug. 2007. Temporal and Angular Properties of Gamma-Ray Burst Jets Emerging from Massive Stars. *ApJ*665, 569–598.
- Nakar, E., Granot, J., Oct. 2007. Smooth light curves from a bumpy ride: relativistic blast wave encounters a density jump. *MNRAS*380, 1744–1760.
- Nava, L., Sironi, L., Ghisellini, G., Celotti, A., Ghirlanda, G., Aug. 2013. Afterglow emission in gamma-ray bursts - I. Pair-enriched ambient medium and radiative blast waves. *MNRAS*433, 2107–2121.
- Nousek, J. A., et al., May 2006. Evidence for a Canonical Gamma-Ray Burst Afterglow Light Curve in the Swift XRT Data. *ApJ*642, 389–400.
- Oren, Y., Nakar, E., Piran, T., Oct. 2004. The apparent size of gamma-ray burst afterglows as a test of the fireball model. *MNRAS*353, L35–L40.
- Paczynski, B., 1991. Cosmological gamma-ray bursts. *Acta Astron.*41, 257–267.
- Paczynski, B., Feb. 1998. Are Gamma-Ray Bursts in Star-Forming Regions? *ApJ*494, L45+.
- Panaiteescu, A., Kumar, P., Nov. 2000. Analytic Light Curves of Gamma-Ray Burst Afterglows: Homogeneous versus Wind External Media. *ApJ*543, 66–76.
- Panaiteescu, A., Kumar, P., Oct. 2001. Fundamental Physical Parameters of Collimated Gamma-Ray Burst Afterglows. *ApJ*560, L49–L53.
- Panaiteescu, A., Kumar, P., Jun. 2002. Properties of Relativistic Jets in Gamma-Ray Burst Afterglows. *ApJ*571, 779–789.
- Panaiteescu, A., Meszaros, P., Rees, M. J., Aug. 1998. Multiwavelength Afterglows in Gamma-Ray Bursts: Refreshed Shock and Jet Effects. *ApJ*503, 314.
- Panaiteescu, A., Vestrand, W. T., Jul. 2011. Optical afterglows of gamma-ray bursts: peaks, plateaus and possibilities. *MNRAS*414, 3537–3546.
- Pe'er, A., Jun. 2012. Dynamical Model of an Expanding Shell. *ApJ*752, L8.
- Perley, D. A., et al., Jan. 2014. The Afterglow of GRB 130427A from 1 to 10^{16} GHz. *ApJ*781, 37.
- Piran, T., Jun. 1999. Gamma-ray bursts and the fireball model. *Phys. Rep.*314, 575–667.
- Racusin, J. L., Liang, E. W., Burrows, D. N., Falcone, A., Sakamoto, T., Zhang, B. B., Zhang, B., Evans, P., Osborne, J., Jun. 2009. Jet Breaks and Energetics of Swift Gamma-Ray Burst X-Ray Afterglows. *ApJ*698, 43–74.
- Racusin, J. L., et al., Sep. 2011. Fermi and Swift Gamma-ray Burst Afterglow Population Studies. *ApJ*738, 138.
- Rees, M. J., Meszaros, P., Sep. 1992. Relativistic fireballs - Energy conversion and time-scales. *MNRAS*258, 41P–43P.
- Rees, M. J., Meszaros, P., Mar. 1998. Refreshed Shocks and Afterglow Longevity in Gamma-Ray Bursts. *ApJ*496, L1.
- Rhoads, J. E., Sep. 1997. How to Tell a Jet from a Balloon: A Proposed Test for Beaming in Gamma-Ray Bursts. *ApJ*487, L1–L4.
- Rhoads, J. E., Nov. 1999. The Dynamics and Light Curves of Beamed Gamma-Ray Burst Afterglows. *ApJ*525, 737–749.
- Rossi, E., Lazzati, D., Rees, M. J., Jun. 2002. Afterglow light curves, viewing angle and the jet structure of γ -ray bursts. *MNRAS*332, 945–950.
- Ryan, G., van Eerten, H., MacFadyen, A., Zhang, B.-B., Jan. 2015. Gamma-Ray Bursts are Observed Off-axis. *ApJ*799, 3.
- Rybicki, G. B., Lightman, A. P., 1979. Radiative processes in astrophysics.
- Sari, R., Esin, A. A., Feb. 2001. On the Synchrotron Self-Compton Emission from Relativistic Shocks and Its Implications for Gamma-Ray Burst Afterglows. *ApJ*548, 787–799.
- Sari, R., Mészáros, P., May 2000. Impulsive and Varying Injection in Gamma-Ray Burst Afterglows. *ApJ*535, L33–L37.
- Sari, R., Narayan, R., Piran, T., Dec. 1996. Cooling Timescales and Temporal Structure of Gamma-Ray Bursts. *ApJ*473, 204.
- Sari, R., Piran, T., Dec. 1995. Hydrodynamic Timescales and Temporal Structure of Gamma-Ray Bursts. *ApJ*455, L143.
- Sari, R., Piran, T., Halpern, J. P., Jul. 1999. Jets in Gamma-Ray Bursts. *ApJ*519, L17–L20.
- Sari, R., Piran, T., Narayan, R., Apr. 1998. Spectra and Light Curves of Gamma-Ray Burst Afterglows. *ApJ*497, L17–L20.
- Sedov, L. I., 1959. Similarity and Dimensional Methods in Mechanics. Similarity and Dimensional Methods in Mechanics, New York: Academic Press, 1959.
- Shivvers, I., Berger, E., Jun. 2011. A Beaming-independent Estimate of the Energy Distribution of Long Gamma-Ray Bursts: Initial Results and Future Prospects. *ApJ*734, 58.
- Sironi, L., Giannios, D., Dec. 2013. A Late-time Flattening of Light Curves in Gamma-Ray Burst Afterglows. *ApJ*778, 107.
- Soderberg, A. M., Nakar, E., Berger, E., Kulkarni, S. R., Feb. 2006. Late-Time Radio Observations of 68 Type Ibc Supernovae: Strong Constraints on Off-Axis Gamma-Ray Bursts. *ApJ*638, 930–937.
- Taylor, G., Mar. 1950. The Formation of a Blast Wave by a Very Intense Explosion. I. Theoretical Discussion. Royal Society of London Proceedings Series A 201, 159–174.
- Taylor, G. B., Frail, D. A., Berger, E., Kulkarni, S. R., Jul. 2004. The Angular Size and Proper Motion of the Afterglow of GRB 030329. *ApJ*609, L1–L4.
- Thompson, C., Oct. 1994. A Model of Gamma-Ray Bursts. *MNRAS*270, 480.
- Thompson, C., Madau, P., Jul. 2000. Relativistic Winds from Compact Gamma-Ray Sources. II. Pair Loading and Radiative Acceleration in Gamma-Ray Bursts. *ApJ*538, 105–114.
- Uhm, Z. L., Jun. 2011. A Semi-analytic Formulation for Relativistic Blast Waves with a Long-lived Reverse Shock. *ApJ*733, 86.
- Uhm, Z. L., Zhang, B., Jul. 2014. Dynamics and Afterglow Light Curves of Gamma-Ray Burst Blast Waves Encountering a Density Bump or Void. *ApJ*789, 39.
- Uhm, Z. L., Zhang, B., Hascoët, R., Daigne, F., Mochkovitch, R., Park, I. H., Dec. 2012. Dynamics and Afterglow Light Curves of Gamma-Ray Burst Blast Waves with a Long-lived Reverse Shock. *ApJ*761, 147.
- Urata, Y., et al., Jul. 2014. Synchrotron Self-inverse Compton Radiation from Reverse Shock on GRB 120326A. *ApJ*789, 146.
- Usov, V. V., Jun. 1992. Millisecond pulsars with extremely strong magnetic fields as a cosmological source of gamma-ray bursts. *Nature*357, 472–474.
- van Eerten, H., Sep. 2013. Gamma-ray burst afterglow theory. eConf Proceedings 7th Huntsville Gamma-Ray Burst Symposium, GRB 2013, 24.
- van Eerten, H., Aug. 2014a. Self-similar relativistic blast waves with energy injection. *MNRAS*442, 3495–3510.
- van Eerten, H., MacFadyen, A., Apr. 2013. Gamma-Ray Burst Afterglow Light Curves from a Lorentz-boosted Simulation Frame and the Shape of the Jet Break. *ApJ*767, 141.
- van Eerten, H., van der Horst, A., MacFadyen, A., Apr. 2012. Gamma-Ray Burst Afterglow Broadband Fitting Based Directly on Hydrodynamics Simulations. *ApJ*749, 44.
- van Eerten, H., Zhang, W., MacFadyen, A., Oct. 2010a. Off-axis Gamma-ray Burst Afterglow Modeling Based on a Two-dimensional Axisymmetric Hydrodynamics Simulation. *ApJ*722, 235–247.
- van Eerten, H. J., Dec. 2014b. Gamma-ray burst afterglow plateau break time-luminosity correlations favour thick shell models over thin shell models. *MNRAS*445, 2414–2423.
- van Eerten, H. J., Leventis, K., Meliani, Z., Wijers, R. A. M. J., Keppens, R., Mar. 2010b. Gamma-ray burst afterglows from transrelativistic blast wave simulations. *MNRAS*403, 300–316.
- van Eerten, H. J., MacFadyen, A. I., Mar. 2012a. Gamma-Ray Burst Afterglow Scaling Relations for the Full Blast Wave Evolution. *ApJ*747, L30.
- van Eerten, H. J., MacFadyen, A. I., Jun. 2012b. Observational Implications of Gamma-Ray Burst Afterglow Jet Simulations and Numerical Light Curve Calculations. *ApJ*751, 155.
- van Eerten, H. J., Meliani, Z., Wijers, R. A. M. J., Keppens, R., Sep. 2009. No visible optical variability from a relativistic blast wave encountering a wind termination shock. *MNRAS*398, L63–L67.
- van Eerten, H. J., Meliani, Z., Wijers, R. A. M. J., Keppens, R., Jan. 2011. Jet simulations and gamma-ray burst afterglow jet breaks. *MNRAS*410, 2016–2024.
- van Eerten, H. J., Wijers, R. A. M. J., Apr. 2009. Gamma-ray burst afterglow scaling coefficients for general density profiles. *MNRAS*394, 2164–2174.
- van Marle, A. J., Keppens, R., Nov. 2012. Multi-dimensional models of circumstellar shells around evolved massive stars. *A&A*547, A3.
- van Marle, A. J., Langer, N., Achterberg, A., García-Segura, G., Dec. 2006. Forming a constant density medium close to long gamma-ray bursts. *A&A*460, 105–116.
- van Marle, A. J., Langer, N., Yoon, S.-C., García-Segura, G., Feb. 2008. The circumstellar medium around a rapidly rotating, chemically homogeneously evolving, possible gamma-ray burst progenitor. *A&A*478, 769–778.

- van Paradijs, J., et al., Apr. 1997. Transient optical emission from the error box of the γ -ray burst of 28 February 1997. *Nature*386, 686–689.
- Waxman, E., Kulkarni, S. R., Frail, D. A., Apr. 1998. Implications of the Radio Afterglow from the Gamma-Ray Burst of 1997 May 8. *ApJ*497, 288–293.
- Waxman, E., Mészáros, P., Feb. 2003. Collapsar Uncorking and Jet Eruption in Gamma-Ray Bursts. *ApJ*584, 390–398.
- Wijers, R. A. M. J., Rees, M. J., Meszaros, P., Jul. 1997. Shocked by GRB 970228: the afterglow of a cosmological fireball. *MNRAS*288, L51–L56.
- Woosley, S. E., Mar. 1993. Gamma-ray bursts from stellar mass accretion disks around black holes. *ApJ*405, 273–277.
- Wygoda, N., Waxman, E., Frail, D. A., Sep. 2011. Relativistic Jet Dynamics and Calorimetry of Gamma-ray Bursts. *ApJ*738, L23.
- Yi, S.-X., Wu, X.-F., Dai, Z.-G., Oct. 2013. Early Afterglows of Gamma-Ray Bursts in a Stratified Medium with a Power-law Density Distribution. *ApJ*776, 120.
- Yost, S. A., Harrison, F. A., Sari, R., Frail, D. A., Nov. 2003. A Study of the Afterglows of Four Gamma-Ray Bursts: Constraining the Explosion and Fireball Model. *ApJ*597, 459–473.
- Zhang, B., Fan, Y. Z., Dyks, J., Kobayashi, S., Mészáros, P., Burrows, D. N., Nousek, J. A., Gehrels, N., May 2006. Physical Processes Shaping Gamma-Ray Burst X-Ray Afterglow Light Curves: Theoretical Implications from the Swift X-Ray Telescope Observations. *ApJ*642, 354–370.
- Zhang, B., Mészáros, P., May 2001. Gamma-Ray Burst Afterglow with Continuous Energy Injection: Signature of a Highly Magnetized Millisecond Pulsar. *ApJ*552, L35–L38.
- Zhang, B.-B., van Eerten, H., Burrows, D. N., Ryan, G. S., Evans, P. A., Racusin, J. L., Troja, E., MacFadyen, A., May 2014. An Analysis of Chandra Deep Follow-up GRBs: Implications for Off-Axis Jets. *ApJ* accepted. ArXiv e-prints: 1405.4867.
- Zhang, W., MacFadyen, A., Jun. 2009. The Dynamics and Afterglow Radiation of Gamma-Ray Bursts. I. Constant Density Medium. *ApJ*698, 1261–1272.