

Search for the decay $\phi \rightarrow K^0 \bar{K}^0 \gamma$ with the KLOE experiment

The KLOE Collaboration

F. Ambrosino^{c,d}, A. Antonelli^a, M. Antonelli^a, F. Archilli^{h,i},
 P. Beltrame^b, G. Bencivenni^a, S. Bertolucci^a, C. Bini^{f,g},
 C. Bloise^a, S. Bocchetta^{j,k}, F. Bossi^a, P. Branchini^k,
 G. Capon^a, T. Capussela^a, F. Ceradini^{j,k}, P. Ciambrone^a,
 E. De Lucia^a, A. De Santis^{f,g}, P. De Simone^a, G. De Zorzi^{f,g},
 A. Denig^b, A. Di Domenico^{f,g}, C. Di Donato^d, B. Di Micco^{j,k},
 M. Dreucci^a, G. Felici^a, S. Fiore^{f,g,*}, P. Franzini^{f,g}, C. Gatti^a,
 P. Gauzzi^{f,g}, S. Giovannella^a, E. Graziani^k, G. Lanfranchi^a,
 J. Lee-Franzini^{a,l}, M. Martini^{a,e}, P. Massarotti^{c,d}, S. Meola^{c,d},
 S. Miscetti^a, M. Moulson^a, S. Müller^b, F. Murtas^a,
 M. Napolitano^{c,d}, F. Nguyen^{j,k}, M. Palutan^a, E. Pasqualucci^g,
 A. Passeri^k, V. Patera^{a,e}, P. Santangelo^a, B. Sciascia^a,
 T. Spadaro^a, M. Testa^{f,g}, L. Tortora^k, P. Valente^g,
 G. Venanzoni^a, R. Versaci^{a,e}, G. Xu^{a,m}

^aLaboratori Nazionali di Frascati dell'INFN, Frascati, Italy.

^bInstitut für Kernphysik, Johannes Gutenberg - Universität Mainz, Germany.

^cDipartimento di Scienze Fisiche dell'Università "Federico II", Napoli, Italy

^dINFN Sezione di Napoli, Napoli, Italy

^eDipartimento di Energetica dell'Università Sapienza di Roma, Roma, Italy.

^fDipartimento di Fisica dell'Università Sapienza di Roma, Roma, Italy.

^gINFN Sezione di Roma, Roma, Italy.

^hDipartimento di Fisica dell'Università "Tor Vergata", Roma, Italy.

ⁱINFN Sezione Roma Tor Vergata, Roma, Italy.

^jDipartimento di Fisica dell'Università "Roma Tre", Roma, Italy.

^kINFN Sezione Roma Tre, Roma, Italy.

^lPhysics Department, State University of New York at Stony Brook, USA.

^mInstitute of High Energy Physics of Academica Sinica, Beijing, China.

Abstract

We have searched for the decay $\phi \rightarrow K^0 \bar{K}^0 \gamma$, by detecting K_S pairs plus a photon and with the K_S -mesons decaying to $\pi^+ \pi^-$, in a sample of about 1.5×10^9 ϕ -decays collected by the KLOE experiment at DAΦNE. The reaction proceeds through the intermediate states $f_0(980)\gamma$, $a_0(980)\gamma$. We find five events with 3.2 events expected from background processes. We obtain the upper limit: $BR(\phi \rightarrow K^0 \bar{K}^0 \gamma) < 1.9 \times 10^{-8}$ at 90% C.L. .

Key words: KLOE, phi radiative decays, scalar mesons, kaons

PACS: 13.25.Jx, 13.66.Bc, 14.40.-n, 14.40.Cs

1 Introduction

We have searched for the decay $\phi \rightarrow K^0 \bar{K}^0 \gamma$ with the KLOE experiment at DAΦNE. This decay has never been observed. In the decay the $K^0 \bar{K}^0$ pair is produced with quantum numbers $J^{PC} = 0^{++}$, so that the two-kaon state is symmetric, and can be written in terms of K_S, K_L as

$$|K^0 \bar{K}^0 \rangle = \frac{|K_S K_S \rangle - |K_L K_L \rangle}{\sqrt{2}}. \quad (1)$$

The $K^0 \bar{K}^0$ state can be in both singlet and triplet isospin state, so that the decay proceeds mainly via intermediate $f_0(980)$ ($I=0$) and $a_0(980)$ ($I=1$) scalar mesons,

$$\phi \rightarrow (f_0(980) + a_0(980))\gamma \rightarrow K^0 \bar{K}^0 \gamma. \quad (2)$$

Thus, a measurement of the $\phi \rightarrow K^0 \bar{K}^0 \gamma$ branching ratio (BR) can give information on the structure of light scalar mesons. The evaluation of the branching ratio depends on the way the scalar field dynamics is introduced and on the size of the couplings of the scalar mesons to the kaons. Moreover, interference between the f_0 and a_0 amplitudes may also contribute to the $\phi \rightarrow K^0 \bar{K}^0 \gamma$ decay amplitude. Predictions found in literature are mainly based on the decay scheme (2), and give values ranging over a large interval, from few $\times 10^{-9}$ to 10^{-7} [1,2,3,4,5,6,7,8,9,10]. In this respect, a similar decay into

* Corresponding author. Address: p.le Aldo Moro, 2 - 00185 Roma - Italy.
Phone/Fax +390649913429

Email address: `salvatore.fiore@roma1.infn.it` (S. Fiore).

charged kaons, $\phi \rightarrow K^+K^-\gamma$, gives less information since the scalar dynamics is masked by the final state radiation.

The signature of the radiative decay of the ϕ meson into the state (1) is the presence of either two K_S or two K_L (and a low energy photon). KK invariant mass is limited by the ϕ mass (1020 MeV) and by twice the kaon mass (995 MeV). The photon energy is a function of the invariant di-kaon mass M_{KK} and is given by

$$E_\gamma = \frac{m_\phi^2 - M_{KK}^2}{2m_\phi}. \quad (3)$$

We search for final states with a $K_S K_S$ pair, with both K_S decaying to $\pi^+\pi^-$. This corresponds to a reduction of the observable rate of

$$\frac{1}{2} \times [BR(K_S \rightarrow \pi^+\pi^-)]^2 \sim 2/9, \quad (4)$$

where the factor 1/2 accounts for the choice of the $K_S K_S$ final state among the two possibilities for the $K^0\bar{K}^0$ state. We search for two decay vertices very close to the e^+e^- interaction region, both having two tracks with opposite charge and invariant mass of the charged secondaries equal to the kaon mass. The invariant mass of the kaon pair must be smaller than the ϕ mass. A low energy photon must be detected with a momentum compatible with the kinematics of the event.

The expected photon energy spectrum (E_γ) is shown in fig. 1, corresponding to a $K_S K_S$ invariant mass (M_{KK}) spectrum generated assuming only phase-space and radiative decay dynamics:

$$\frac{d\Gamma}{dM_{KK}} \propto \left(\frac{m_\phi^2 - M_{KK}^2}{2m_\phi} \right)^3 \sqrt{1 - \frac{4m_{K0}^2}{M_{KK}^2}}. \quad (5)$$

The highest rate is expected for events with photon energy close to the maximum value (see eq. 3). The selection criteria have been optimized in order to maximize the sensitivity to the searched signal [11].

2 The KLOE experiment

DAΦNE is an e^+e^- collider running at a centre-of-mass energy $\sqrt{s} = m_\phi = 1.02$ GeV. The beams collide with a crossing angle of $(\pi - 0.025)$ rad which gives a ϕ meson momentum of ~ 15 MeV (12 MeV for a small part of the

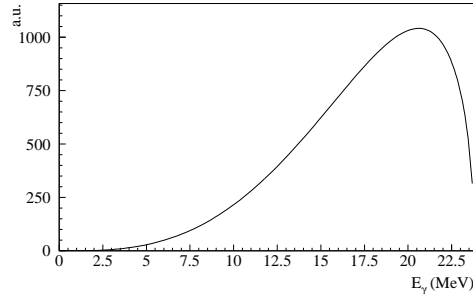


Fig. 1. Expected $\phi \rightarrow K^0 \bar{K}^0 \gamma$ photon energy spectrum in the ϕ centre-of-mass, according to phase-space and radiative decay dynamics.

dataset) towards the collider centre. The KLOE detector consists of a large-volume cylindrical drift chamber [12] (3.3 m length and 2 m radius), operated with a 90% helium - 10% isobutane gas mixture, surrounded by a sampling calorimeter [13] made of lead and scintillating fibers providing a solid angle coverage of 98%. The tracking chamber and the calorimeter are surrounded by a superconducting coil that provides an (approximately) axial magnetic field $B = 0.52$ T, the axis being the bisector of the external angle of the e^+ and e^- beams. The drift chamber has a momentum resolution $\sigma(p_\perp)/p_\perp \sim 0.4\%$. Photon energies and arrival times are measured in the calorimeter with resolutions $\sigma_E/E = 5.7\%/\sqrt{E}(\text{GeV})$ and $\sigma_t = 57 \text{ ps}/\sqrt{E}(\text{GeV}) \oplus 100 \text{ ps}$. The trigger [14] is based on the detection of at least two energy deposits in the calorimeter above a threshold that ranges between 50 and 150 MeV.

For this search the full data sample acquired at the ϕ -peak energy by the KLOE experiment between years 2001 and 2005 has been used. After quality selection, a data sample corresponding to an integrated luminosity of 2.18 fb^{-1} is available for the present analysis. The luminosity is measured with an error of less than 1% by counting large-angle Bhabha scattering events [15].

The KLOE Monte Carlo simulation (MC) package, GEANFI [16], has been used to provide high-statistics samples. The total number of events in each sample is generated with an integrated luminosity scale factor (LF) defined as $\text{LF} = \text{integrated luminosity (MC generation)}/\text{integrated luminosity (data)}$. This scale factor is different for different ϕ decay modes and different data taking periods. All ϕ decays have been simulated with $\text{LF}=1$ or 2, CP -violating rare decays, such as $K_S K_L \rightarrow \pi^+ \pi^- \pi^+ \pi^-$, have been simulated with $\text{LF}=10$ and 20. DAΦNE operating conditions during data taking, machine parameters and background are adjusted in the MC on a run-by-run basis.

Simulations of all ϕ decays and CP -violating rare decays have been used to evaluate sources of background mimicking $\phi \rightarrow K^0 \bar{K}^0 \gamma$ decays. The initial-state radiation (ISR) process $e^+ e^- \rightarrow \gamma K^0 \bar{K}^0$ is taken into account in all the simulations. A further possible background source is the continuum production of charged pions through the process $e^+ e^- \rightarrow \pi^+ \pi^- \pi^+ \pi^- (\gamma)$. A pure phase-

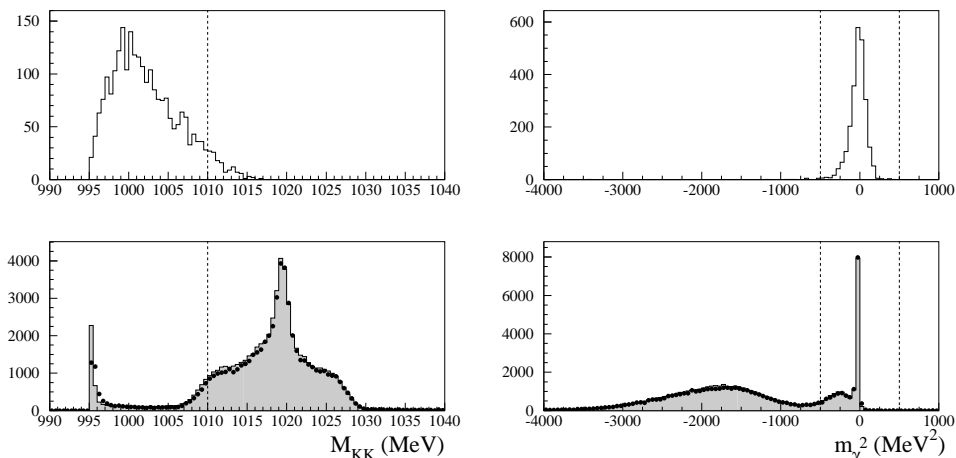


Fig. 2. Distributions of the two-kaon invariant mass (left) and the m_γ^2 variable (right). Top: $\phi \rightarrow K^0 \bar{K}^0 \gamma$ MC. Bottom: data (dots) and background MC (grey). Selection cuts are shown. Background MC samples are normalized to data taking into account the different LF values.

space generation with LF=10 has been used to simulate this kind of events. The measured cross section of this process in the ϕ region [17] has been used to normalize MC to data.

To simulate the signal we generated a MC sample of 10^4 $\phi \rightarrow K_S K_S \gamma \rightarrow \pi^+ \pi^- \pi^+ \pi^- \gamma$ events, developing a modified version of the PHOKHARA5 generator [18]. Phokhara is a Monte Carlo event generator which simulates the electron-positron annihilation into hadrons plus an energetic photon from initial state radiation (ISR) process, at the next-to-leading order (NLO) accuracy. This simulation relies on general assumptions for the branching ratio dependence on the photon energy and on phase space, according to eq. 5.

3 Data analysis

We search for $K_S K_S \gamma$ events by requiring two pairs of tracks with opposite charge, each pair originating from a vertex contained inside a cylindrical volume centered on the interaction point and the beam line, 16 cm long in z and of 3 cm radius. We reconstruct the invariant masses m_1 and m_2 , for each pair of tracks, using the pion mass hypothesis. The distribution of signal events in the plane m_1, m_2 is well contained inside a circle of a few MeV radius centered on the K_S mass. We require the events to satisfy a 4 MeV cut on this radius.

Once the two K_S mesons are identified, we build the invariant mass of the K_S pair, M_{KK} . In order to reject background from $\phi \rightarrow K_S K_L \rightarrow \pi^+ \pi^- \pi^+ \pi^-$

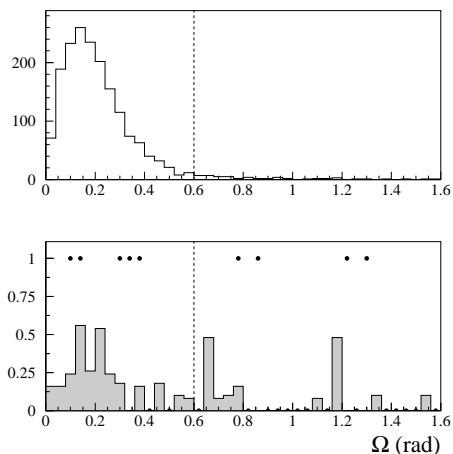


Fig. 3. Ω angle between photon direction and missing momentum direction. Top: $\phi \rightarrow K^0 \bar{K}^0 \gamma$ MC. Bottom: data (dots) and background MC (grey). Selection cuts are shown. Background MC samples are normalized to data taking into account the different LF values.

events, we retain only those events with $K_S K_S$ invariant mass below 1010 MeV. Moreover, in order to reject badly reconstructed K_S semileptonic decays, which could mimic a two-pion decay, we define the missing mass m_γ using four-momentum conservation:

$$m_\gamma^2 = (P_\phi - P_{K_{S1}} - P_{K_{S2}})^2, \quad (6)$$

where P_ϕ , $P_{K_{S1}}$ and $P_{K_{S2}}$ are the 4-vectors of the ϕ and of the two reconstructed K_S . This variable must be zero in case of two $K_{S,L}$ to $\pi^+ \pi^-$ decays, even with an extra photon, and is required to be zero within ± 500 MeV². Figure 2 shows the distribution of signal simulation, data and background simulation for M_{KK} and M_γ^2 . Ninety five events survive these cuts.

We then look for the radiative photon, by searching for a calorimeter cluster, without any associated track. The cluster must be in time with the observed event, and its position in the calorimeter must be compatible with the direction of the missing momentum. The angle Ω between the missing momentum and the photon direction, derived from the cluster position, is required to be below 0.6 rad. Figure 3 shows the Ω distributions for data and MC simulations.

We verified the correct simulation of low-energy clusters in the MC using the $\phi \rightarrow \pi^+ \pi^- \pi^0$ control sample: a time resolution of 520 ps is achieved for low energy clusters in both data and MC simulation, well reproduced by MC signal simulation.

After the selection, 33 events are present in the non-rescaled MC samples

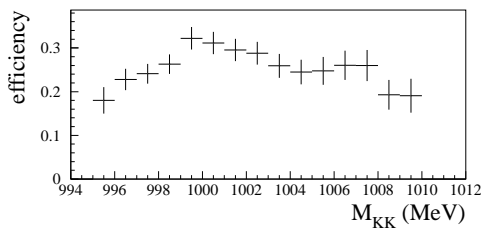


Fig. 4. Signal detection efficiency as a function of M_{KK} in the allowed range.

for CP-violating rare decays and $e^+e^- \rightarrow \pi^+\pi^-\pi^+\pi^-(\gamma)$ decays. No event is present in the MC sample for all ϕ decays. The overall efficiency for the signal is $(24.8 \pm 0.5)\%$, evaluated from signal simulation. The efficiency is shown in fig. 4 as a function of M_{KK} . The evaluation of this efficiency can vary depending on the scalar field dynamics and the size of couplings used for the signal simulation. To study this effect the kaon-loop approach [6] has been used, varying the couplings g_{SKK} , with $S=f_0, a_0$ in ranges larger than the present spread of experimental measurements and theoretical evaluations. Signal efficiency has been recalculated throughout this range and compared with the one used in the analysis: the variation is within the statistical error.

To normalize MC distributions to data we have estimated effective scale factors, one for each MC sample, fitting the MC distributions for M_{KK} and m_γ^2 to the corresponding data distributions. The results of the fits are shown in fig. 5. For this purpose we used a control sample made of events surviving all the selection requirements, except the M_{KK} and m_γ^2 cuts. For the simulation of all ϕ decays, the scale factor obtained from the fit is equal to 0.47 ± 0.04 , while the MC scale factor for CP-violating rare decays and $e^+e^- \rightarrow \pi^+\pi^-\pi^+\pi^-(\gamma)$ decays is 0.096 ± 0.015 . These factors differ from the LF scale factors by at most 15% and are in agreement within errors. Rescaled background events are listed in tab. 1.

The expected number of background events, once scale factors obtained from fits are applied, is 3.2 ± 0.7 ; the error is the combination of the statistical error and the systematic error due to the fit. The number of residual events in the data sample is five. These numbers will be used for the upper limit evaluation.

Background events	Rare kaon decays	$e^+e^- \rightarrow \pi^+\pi^-\pi^+\pi^-(\gamma)$
non-rescaled	26.0 ± 5.1	7.0 ± 2.6
rescaled by LF	2.13 ± 0.42	0.70 ± 0.26
rescaled by fit result	2.50 ± 0.62	0.67 ± 0.27

Table 1

Expected background events, before and after rescaling. Errors are the combination of both statistical and systematic contributions. Residual events obtained by rescaling by fit or LF are in agreement within the errors.

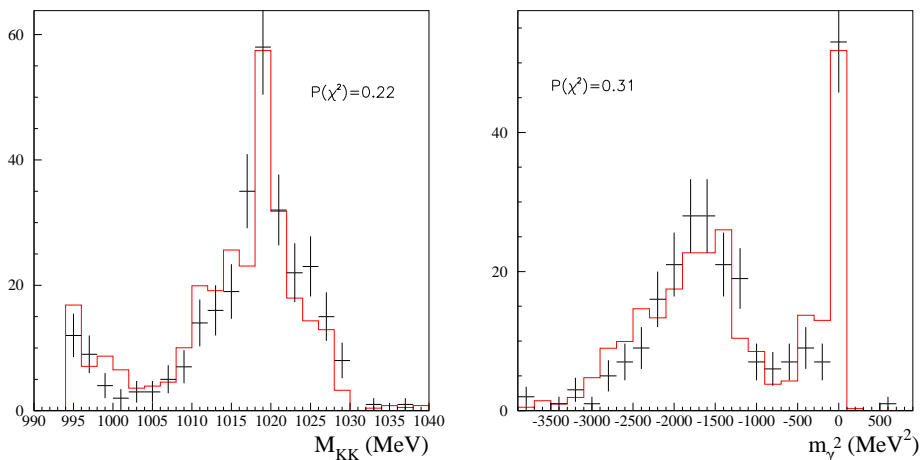


Fig. 5. Data (points) and MC background fit result (solid) for M_{KK} (left) and m_γ^2 (right) distributions.

4 Result

The upper limit on $BR(\phi \rightarrow K^0 \bar{K}^0 \gamma)$ is evaluated as follows:

$$BR < \frac{S_{90CL}}{\int L dt \times \sigma(e^+e^- \rightarrow \phi) \times 1/2 \times (BR(K_S \rightarrow \pi^+\pi^-))^2 \times \epsilon}. \quad (7)$$

$\int L dt$ is the integrated luminosity, 2.18 fb^{-1} . $\sigma(e^+e^- \rightarrow \phi)$ is the cross section for ϕ production from e^+e^- annihilation, equal to $3.09 \mu\text{b}$; this is evaluated from the fit to the visible cross section for the process $\phi \rightarrow \eta\gamma$ with the data taken around the ϕ peak, with a fractional error of 2.4%. $BR(K_S \rightarrow \pi^+\pi^-)$ is taken as 0.692 [19]. The signal efficiency ϵ is $(24.8 \pm 0.5)\%$. The upper limit on the number of events at 90% CL, S_{90CL} , is calculated using the so-called “unified approach” [11], using the number of residual data events, and the residual background events reduced by 1σ to take into account the systematic error on the background evaluation in a conservative way; we get $S_{90CL} = 7.49$. Our result for the upper limit is:

$$BR(\phi \rightarrow K^0 \bar{K}^0 \gamma) < 1.9 \times 10^{-8}. \quad (8)$$

This is the only existing experimental result for this branching ratio. In fig. 6 the upper limit is compared with theoretical predictions [1,2,3,4,5,6,7,8,9,10]. Ref. [1] is based on the scalar kaon-loop model: in fig. 6 $2q$ and $4q$ indicate the prediction for a scalar $q\bar{q}$ structure or a tetraquark structure respectively; Ref. [2] describes this decay with a low-energy effective lagrangian. Ref. [3] only takes into account the f_0 contribution, without considering the a_0 , which

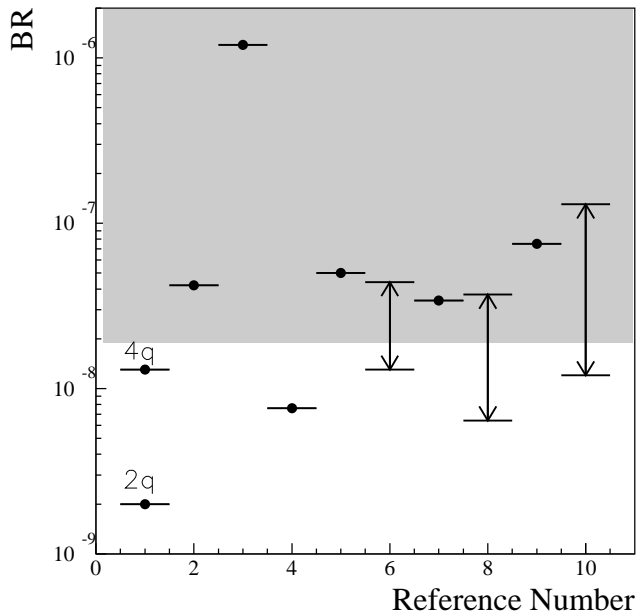


Fig. 6. Comparison between the region excluded by the KLOE 90% CL upper limit on $BR(\phi \rightarrow K^0 \bar{K}^0 \gamma)$ (hatched area) and theoretical estimates. The numbers in abscissa are the reference numbers.

explains the large BR value; the authors criticize the result of ref. [7]. Ref. [4] makes use of a chiral perturbation lagrangian which does not include explicitly the scalar mesons in the intermediate state. Ref. [5,8] calculates this BR through unitarized chiral perturbation theory based on resonant and non-resonant $\phi \rightarrow (f_0 + a_0)$ coupling. In ref. [6] the couplings of the kaon-loop model are evaluated by using the SND experiment data [24]. Ref. [9] introduces a well-defined $U(3) \times U(3)$ chiral model which incorporates *ab initio* the pseudoscalar and scalar mesons nonets. Ref. [10] repeats the calculation of ref. [6] using the first published KLOE data [21,22], with and without the $\sigma(600)$ contribution, and gives a large set of values.

Following the kaon-loop model [6] we have evaluated predictions for $BR(\phi \rightarrow K^0 \bar{K}^0 \gamma)$ based on the $g_{f_0 KK}$, $g_{f_0 \pi\pi}$ and $g_{a_0 KK}$ couplings obtained by KLOE [21,22,23] by fitting the data of ϕ decays into $\pi^+ \pi^- \gamma$, $\pi^0 \pi^0 \gamma$ and $\eta \pi \gamma$. Allowing for variations of the couplings within the corresponding errors, the predicted BRs vary between 0.4×10^{-8} and 6.8×10^{-8} , the lower values being still compatible with the present upper limit.

5 Acknowledgements

We thank the DAΦNE team for their efforts in maintaining low background running conditions and their collaboration during all data taking. We want to thank our technical staff: G.F. Fortugno and F. Sborzacchi for their dedicated work to ensure an efficient operation of the KLOE computing facilities; M. Anelli for his continuous support to the gas system and the safety of the detec-

tor; A. Balla, M. Gatta, G. Corradi and G. Papalino for the maintenance of the electronics; M. Santoni, G. Paoluzzi and R. Rosellini for the general support to the detector; C. Piscitelli for his help during major maintenance periods. This work was supported in part by EURODAPHNE, contract FMRX-CT98-0169; by the German Federal Ministry of Education and Research (BMBF) contract 06-KA-957; by the German Research Foundation (DFG), 'Emmy Noether Programme', contracts DE839/1-4; and by the EU Integrated Infrastructure Initiative HadronPhysics Project under contract number RII3-CT-2004-506078.

References

- [1] N.N. Achasov, V.N. Ivanchenko, Nucl. Phys. B315 (1989) 465.
- [2] S. Fajfer, R.J. Oakes, Phys. Rev. D42 (1990) 2392.
- [3] J. Lucio, J. Pestieau, Phys. Rev. D42 (1990) 3253.
- [4] A. Bramon, A. Grau, G. Pancheri, Phys. Lett. B289 (1992) 97.
- [5] J.A. Oller, Phys. Lett. B426 (1998) 7.
- [6] N.N. Achasov, V.V. Gubin, Phys. Rev. D64 (2001) 094016.
- [7] S. Nussinov, T.N. Truong, Phys. Rev. Lett. 63 (1989) 1349, Erratum-ibid, **63** (1989) 2002.
- [8] J.A. Oller, Nucl. Phys. A714 (2003) 161.
- [9] R. Escribano, Eur. Phys. J. A31 (2007) 454.
- [10] A. Gokalp, C.S. Korkmaz, O. Yilmaz, Phys. Rev. D75 (2007) 013001.
- [11] G.J. Feldman, R.D.Cousins, Phys. Rev. D57 (1998) 3873.
- [12] M. Adinolfi et al. (KLOE Collaboration), Nucl. Instr. Meth. A 488 (2002) 51.
- [13] M. Adinolfi et al. (KLOE Collaboration), Nucl. Instr. Meth. A 482 (2002) 364.
- [14] M. Adinolfi et al. (KLOE Collaboration), Nucl. Instr. Meth. A 492 (2002) 134.
- [15] F. Ambrosino et al. (KLOE Collaboration), Eur. Phys. J. C47 (2006) 589-596.
- [16] F. Ambrosino et al. (KLOE Collaboration), Nucl. Instr. Meth. A 534 (2004) 403.
- [17] B. Aubert et al. (BaBar Collaboration), Phys. Rev. D71 (2005) 052001.
- [18] G. Rodrigo, Nucl. Phys. Proc. Suppl. 169 (2007) 271.
- [19] C. Amsler et al., Phys. Lett. B667, 1 (2008).
- [20] O. Helene, Nucl. Instr. and Meth. 212 (1983) 319.

- [21] A. Aloisio et al. (KLOE Collaboration), Phys. Lett. B536 (2002) 209.
- [22] A. Aloisio et al. (KLOE Collaboration), Phys. Lett. B537 (2002) 21.
- [23] F. Ambrosino et al. (KLOE Collaboration), Phys. Lett. B634 (2006) 14.
- [24] N.N. Achasov, V.V. Gubin, Phys. Rev. D63 (2001) 094007.