


Edited by Toshiro Haruta

# MOTHS OF NEPAL

Part 4



TINEA Vol.14 (Supplement 2)

The Japan Heterocerists' Society

Tokyo 1995

**Moths of Nepal, Part 4**

Tinea Vol. 14 (Supplement 2)

Editor: Toshiro Haruta

Date of Publication: 30 August 1995



Color Photographs by Shigeru Yamaguchi

Cover design by Koji Suzuki



Published by the Japan Heterocerists' Society  
c/o Natural History Division, National Science Museum  
Hyakunincho 3, Shinjuku, Tokyo 169

Printed by Sasaki Printing and Publishing Co. Ltd., Sendai

ISSN 0493-3168




Fig. a. Muktinath (3,800 m), Inner Himal, below the Thorong pass (5,416 m).

Fig. b. In 1963, the editor collecting moths with a kerosene lamp at Lhonak (4,550 m) on the foot of Mt Kanchenjunga.

30年前の編者。Kanchenjunga 山麓の Lhonak (4,550 m) での夜間採集。

## 『第4集・高山帯の蛾および小蛾類』の刊行にあたって

本シリーズの第1集および第2集では『ゴダバリの蛾』を記録したが、その採集区域は標高1,600mから2,300mまでの限られた範囲であった。また第3集では『東ネパールの蛾』を記録したが、標高3,300m以上の高山地帯の蛾には触れなかった。ネパールの森林限界は標高4,100m内外であって、標高3,500mあたりまでは人が1年を通じて定住している集落が点在している。これらの高地集落の主産業は牧畜であって、多数のヤギやヤクなどが放牧されており、その数の増加が各家の蓄財となっている。そのため過放牧が多くなり、森林限界より遥かに低い標高3,300mあたりから樹木は幼樹の時代に食い荒され、森林が育つことはほとんどない。そのため標高3,300m以上は草原となっていることが多く、そのまま高山地帯へ移行し、標高5,200m内外の植物限界（雪線）にまで草地が続いている。実際にネパールでは標高3,300mあたりを境として、その上と下との昆虫相に差異がみられるので、本書では標高3,300m以上を高山帯と考え、そこで採集した蛾を記録し、『高山帯の蛾』の表題で示すことにした。ネパールの高山植物は、その色・形が多岐にわたり、種類もきわめて多く、しかも特産種を多く含み、世界の植物学者、園芸学者から注目を集めている。昆虫についての報告はきわめて少なく、断片的な報告を散見するにすぎない。蛾に関しては初めての目録であり、欧亜の他の高山地帯や極地の蛾類と比較するためのよい資料となるであろう。

ネパール王国はヒマラヤの山岳国家と一般に考えられているが、南部のインド国境に接する地域はベンガル平原に続く平坦地でタライと呼ばれ、標高1,000m以下の熱帯気候である。この平地は国土の4分の1を占めており、この北には標高1,500mから3,000mの高度のマハラバト山脈が東西に走っている。この山脈の北側にはコシ川、ガンダキ川、カルナリ川というネパールの三つの大きい川の本流や支流が東西の横谷をつくり、ところどころに広い盆地が存在する。この谷間や盆地の北側から徐々に傾斜が急峻となり、ヒマラヤ山脈を形成している。北部のチベット国境までの間に標高3,300m以上の高山地帯はたくさんあるが、険しい地形に阻まれて、車で行けるところは全くなく、一番近いランタン・ヒマールでも車道の終点から徒歩で少なくとも3日を必要とする。国内航空路線もヒマラヤ山脈の高所までは開拓されず、クーンブ・ヒマールの出発点となるルクラ飛行場も、ダウラギリ峰への起点となるジョムソン飛行場も標高2,800m以下で、高山地帯に達するには少なくとも徒歩2日を要する。しかも旅客機にガソリンを載せることは許可されないため発電機が使えず、路線航空があっても夜間採集には利用できない。このような交通事情のため、ヒマラヤ山脈では高山地帯に到達するのに徒歩1週間くらいを要し、夜間採集が可能な場所は5~6か所しかない。その上、比較的容易に行ける高山地帯はたいがい国立公園に指定され、採集許可の取得が難しいことと、高地に住む人々の多くが宗教上の理由で昆虫を殺すことを極端に嫌うので、採集許可証を持っていても住民によって昆虫採集が阻まれ、著しく制限されることがある。したがって、『ネパール高山帯の蛾』といっても材料は僅かしかないが、現状では止むを得ないことである。本書で記録する高山の採集地名とその時期および採集者は下記の通りである。

カンチェンジュンガ (Kanchenjunga) 山域 (メチ県) 1963年7月

採集地: Ghunsa (3,400 m), Kambachen (3,950 m), Lhonak (4,550 m), Pangpema (4,900 m),  
Yangma Khola (3,310 m)

採集者: 日本鱗翅学会ヒマラヤ調査隊 (隊長: 春田俊郎)

クーンブ・ヒマール (Khumbu Himal) (サガルマータ県) 1993年5月

採集地: Shanboche (Everest View Hotel) (3,900 m), Dole (4,100 m)

採集者: 春田俊郎, 春田静子, 田中 剛, 新津修平

ロールワリン・ヒマール (Rolwaling Himal) (ジャナカプル県) 1993 年 7 月

採集地 : Dhungeni (3,540 m), Daldhung (3,800 m), Beding (3,690 m), Na-Gaon (4,180 m)

採集者 : Mahendra S. Limbu, Mituk Jirel

ランタン・ヒマール (Langtang Himal) (バグマティ県) 1992 年 7 月<sup>1)</sup>; 1993 年 8 月<sup>2)</sup>

採集地 : Langtang (3,500 m), Kyanjing (3,880 m)

採集者 : 1) 鈴木亨治, Mahendra S. Limbu ; 2) 白川邦臣, 中島秀雄

ガネッシュ・ヒマール (Ganesh Himal) (バグマティ県) 1993 年 5 月

採集地 : Yuli Karka (3,420 m)

採集者 : 春田俊郎, 春田静子, 田中 剛, 新津修平, Mahendra S. Limbu

マナスル山域 (Manasulu) (ガンダキ県) 1974 年 4 月

採集地 : Mt Manasulu, Base Camp (4,400 m)

採集者 : 日本マナスル女性登山隊 (隊長 : 佐藤京子)

インナー・ヒマール (Inner Himal) (ダウラギリ県, ガンダキ県) 1993 年 5 月<sup>1)</sup>; 1994 年 6~7 月<sup>2)</sup>

採集地 : Sangda (4,460 m), Dhung (3,300 m), Muktinath (3,800 m), Kagbeni (2,900 m), Thorong Pass (W) (3,900 m), 以上ダウラギリ県 ; Thorong Phedi (4,475 m), Churi Lattar (4,080 m), Manang (3,975 m), 以上ガンダキ県

採集者 : 1) 春田俊郎, 春田静子, 田中 剛, 新津修平 ; 2) Mahendra S. Limbu, Khadga Thapa, Mituk Jirel

西ネパールは平坦地を通る自動車道路が一本あるだけで、しかも架橋のない部分があって、雨期には閉鎖される。そのため山麓地帯に行くことも難しく、高山地帯の灯火採集を行うことは現在ではほとんど不可能である。したがって、本書では西ネパールの高山帯は除かざるを得ず、ネパール全域の高山蛾の全貌を明らかにするには今後数十年を要すると思われる、まだ多数の種類が発見・追加されるであろう。

本書では、高山帯の蛾に加えて、第 1, 2 集 (ゴダバリ地域)、第 3 集 (東部ネパール) の追加種を各科の末尾に記録し、さらに次の 6 篇の研究報告を掲載した。

### 1. 「ネパール産 *Abraxas* 属と *Ourapteryx* 属」

シャクガ科エダシャク亜科の上記 2 属については井上 寛博士が長年に亘って研究し、その業績は国内外において高い評価を受けている。そこで本シリーズ第 1 集から第 3 集においてはこの 2 属の蛾については記録せず、井上博士に研究を依頼し、独立した報告としてこの第 4 集に収録することになった。第 1 集から第 3 集までに取り扱ってきた地域に高山帯も含め、さらに井上博士の手許の材料も併せて、現時点における 2 属の完全な記録として価値の高いものと思われる。

### 2. 「1992 年に採集したランタン溪谷のシャクガ」

日本蛾類学会の中島秀雄氏は 1992 年 8 月に白川邦臣氏と共にランタン溪谷で蛾類の採集を行った。中島氏はシャクガ科の分類の専門家の一人であって、同地域のシャクガを数多く採集し、その研究を続けてきた。ランタン溪谷の上流部のランタン村 (3,500 m) およびキャンジン (3,880 m) は高山帯に属するので、本書の主要部分である上記の『高山帯の蛾』と重複する部分もあるが、それらも含め、中流部のラム・ホテル、シャプルー、ダウンチェでの採集品も併せて「ランタン溪谷のシャクガ」として中島氏に執筆を依頼し、独立した報告とした。

### 3. 「ネパールのスズメガの追加記録」

日本蛾類学会の桜井 精氏は 1986 年にネパールに赴き、主として東ネパールのシンドゥルマディ (ジャナカプル県) を中心に、各地で数多くの蛾を採集して日本に持ち帰った。この採集品のうち、カ

ギバガ科、シャクガ科、トガリバガ科、ヤガ科などの蛾は本シリーズのために提供され、第3集に記録された。スズメガ科の蛾については桜井氏自身が研究され、その報告を本書に掲載することによって本シリーズの内容をさらに充実させることができた。

#### 4. 「ネパールの小蛾類とメイガ上科のチェック・リスト」

编者および Mahendra S. Limbu 氏をリーダーとするネパール人協力者は 1989 年以降ネパールの蛾の採集・調査を続け、この数年には何人かの日本蛾類学会の会員も採集に加わり、本シリーズの内容の充実に努力してきた。しかし蛾といってもいわゆる大蛾類のみであって、小蛾類についてはほとんど採集を試みなかった。分類学的には小蛾類に属していても大蛾と同じように採集・処理され、標本作成も同様のできる比較的大型のグループ、例えばコウモリガ科、ボクトウガ科、ハマキガ科、スカシバガ科、マダラガ科、イラガ科、セセリモドキガ科、マダガ科、メイガ科などは採集しており、このうちマダラガ科、イラガ科は既に本シリーズで取り扱っている。また、コウモリガ科、スカシバガ科、マダガ科、メイガ科についてはそれぞれ日本国内に専門家がいたので、その研究を依頼し、本書および第5集に順次報告されることになっている。ハマキガ科については川辺 湛氏にお願いし、快く引き受けていただいていたが、研究途中で逝去され、リストを作ることは残念ながら不可能になってしまった。結局小蛾類については材料が乏しく、本シリーズは大部分が大蛾類で、それに小蛾類のごく一部を付け加えるだけで完了させる予定であった。

しかし幸いなことに、1993 年に英国自然史博物館で小蛾類を研究している Robinson 博士から「当博物館には自分達が採集したものも含めてネパールの小蛾類がかなり多く保管されており、ヨーロッパの他の博物館にあるものも併せて既にリストもできている。日本の『ネパールの蛾』シリーズの一部として採録・発刊されることは可能だろうか」という内容の連絡があり、同時にそのリストの草稿も送られてきた。小蛾類に関してはほぼ諦めていた编者にとっては思いがけない朗報で、執筆者グループと相談し、小蛾類のリストをなるべく充実させてもらい、この第4集に掲載することを決め、その後の連絡を山中 浩氏を通じてお願いした。

この Robinson 博士らのリストにある小蛾類が全部英国自然史博物館にあるわけではないので、今まで本シリーズで扱ってきたように全種類をカラーで図示することはできないが、とにかく小蛾類のリストだけでも報告できるようになったのは编者の大きな喜びである。なお、このリストに書かれた採集地名は Allen 大佐の調査されたもので、本シリーズで用いてきた地名と綴りが異なっていたり、同じ場所であるのに違った名称で表記されているものもあるが、ネパールの地名は地図によって異なっていたり、別の綴りになっていることが普通であり、現地ではまた別の名前でも呼ばれていることも多い。地名についての質問は编者に訊ねていただきたい。

#### 5. 「ネパールのメイガ (I)」

この報告は编者および Mahendra S. Limbu、それに多くの日本人、ネパール人の協力者によって実際に採集された材料のみに基づいたメイガ科の記録で、山中 浩氏の労作である。第1部としてノメイガ亜科およびシマメイガ亜科を扱ったものである。英国自然史博物館のリストと共通の種類が多いのは当然であるが、リストには載っているがまだ我々のグループでは採集していない種類や、逆に初めてネパールから記録される種類が含まれているのももちろんである。

#### 6. 「ネパールのスカシバガ科」

编者らはほとんど灯火採集のみを行っているので、屋飛性の蛾は僅かしか採っていないが、その中のスカシバガ科については有田 豊博士および Gorbunov 博士に依頼してまとめてもらった記録である。種類数は多くないが、编者らがもっと屋間の採集に努力すれば今後種類が増加するに違いない。

この第4集は以上のように『高山帯の蛾』を主要報文とし、他に6篇の研究報告を加えて作成した。特に本篇から小蛾類を加えたのが一つの特徴であり、また国外の研究者から寄せられた報文を載せたのも初めてのことである。「小蛾類とメイガ上科のチェック・リスト」を除いて、本書で取り扱った蛾については、それぞれの種について学名、原記載の出典、採集データを示し、かつ少なくとも1個体はカラーで図示するのを原則とした。ただし第1~3集までに既に記録・図示したものについては、原記載の出典とカラー写真を省略した。また必要に応じて簡単なコメントをつけた種類もある。本書で記載した新タクサの holotype は国立科学博物館に保管され、paratype を含む残余の標本の大部分は千葉県立中央博物館とネパールのトリブバン大学付属自然科学博物館に寄贈され、一部分は執筆者の手許に保管される予定である。

## 謝 辞

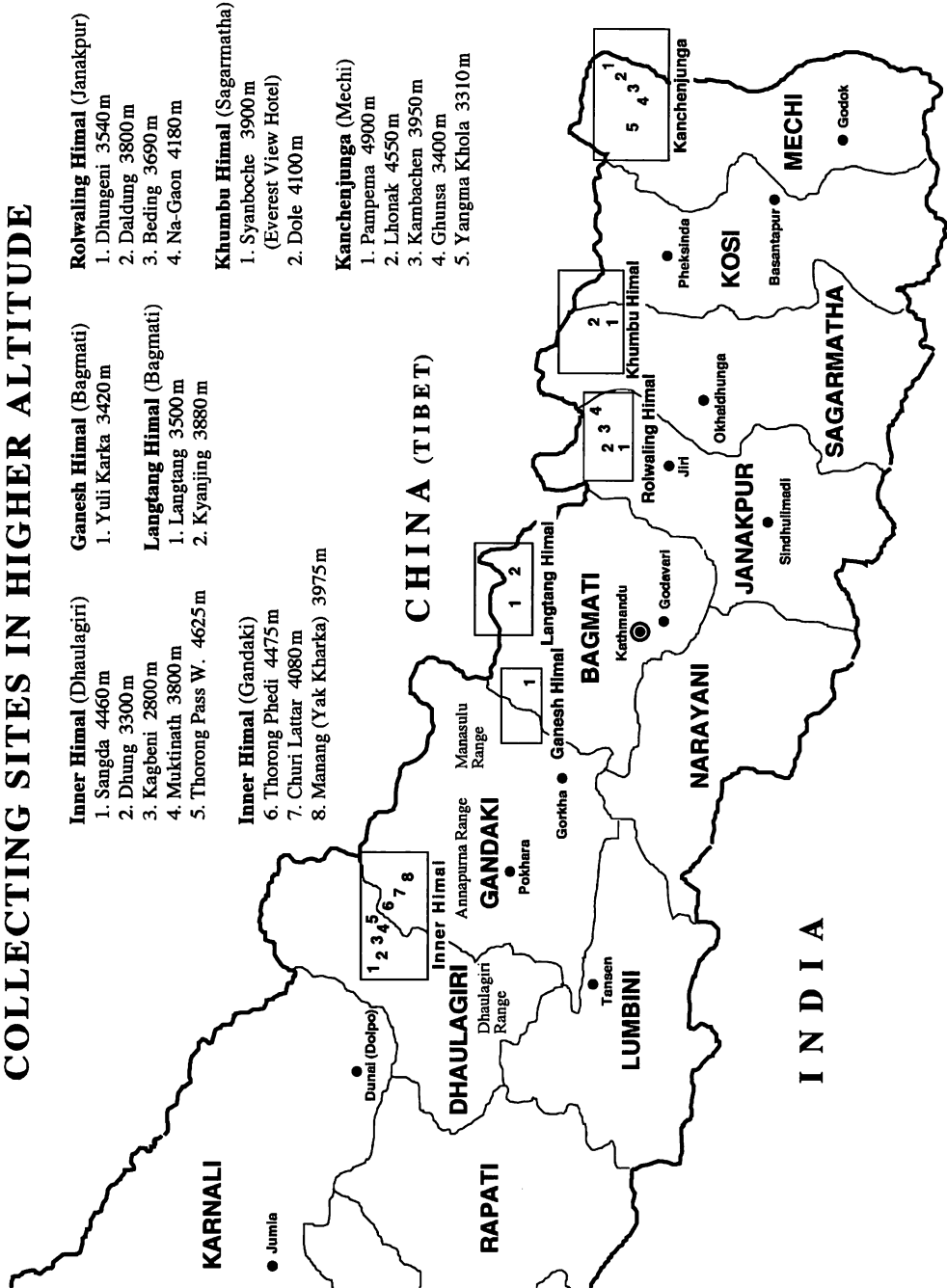
ネパールにおける蛾の採集許可に関して、ネパール森林省の国立公園および野生生物保護局長の Tirtha Maskey, Uday R. Sharma 両氏、生態学担当官 Lakpa Norbu Sherpa 氏、農業研究所昆虫部長 R. Joshi 氏の御尽力に対し深く感謝する。採集および標本の提供についてはネパールの Mahendra S. Limbu をリーダーとする採集グループの Khadga. B. Thapa, Augustine Thapa, 日本蛾類学会の中島秀雄、白川邦臣、鈴木亨治、田中剛、新津修平および編者の妻・春田静子の諸氏に協力をいただき謝意を表明する。主要テーマである『高山帯の蛾』および第1~3集の追加種の執筆者とその分担は次の通りである。ここに氏名を記して謝辞に代える。岸田泰則氏（ヒトリガ科、ドクガ科、カイコガ科、カレハガ科）、佐藤力夫博士（シャクガ科）、杉 繁郎氏（シャチホコガ科、ヤガ科、シヨウジガ科、コウシガ科）、堀江清史氏（マダラガ科）、矢崎克己氏（カギバガ科、シャクガ科）、吉本 浩氏（トガリバガ科、ヤガ科）。なお編者はスズメガ科、ヤママユガ科を執筆した。また編者の依頼により貴重な研究報告を寄せられた中島秀雄氏、井上 寛博士、桜井 精氏、山中 浩氏、有田 豊博士、O. G. Gorbunov 博士に心からの謝意を申し上げる。さらに「ネパールの小蛾類とメイガ上科」を寄稿された G. S. Robinson 博士、K. Sattler 氏、M. Shaffer 氏、K. R. Tuck 氏（英国自然史博物館）および M. G. Allen 氏の御好意に対し深甚の謝意を表わすものである。なお、カラー・プレートの撮影は山口 茂氏、表紙および地函等のデザインは鈴木亨治氏であることを明記して謝意に代え、また日頃から文献等でお世話になり、御指導もいただいている井上 寛博士、大和田守博士および猪又敏男氏に対しては特に厚く感謝する次第である。

『ネパールの蛾』シリーズの第5集は1996年春に出版する予定で、内容は『中部ネパールの蛾』を主とし、今までに扱われなかったコブガ亜科（ヤガ科）、フタオガ亜科（ツバメガ科）と小蛾類のメイガ科（II）、マドガ科、コウモリガ科を載せることになっており、また既報の追加種も順次記録していくつもりである。

1995年3月29日

春田俊郎

# COLLECTING SITES IN HIGHER ALTITUDE



- Inner Himal (Dhaulagiri)**
1. Sangda 4460 m
  2. Dhung 3300 m
  3. Kagbeni 2800 m
  4. Muktinath 3800 m
  5. Thorong Pass W. 4625 m

- Inner Himal (Gandaki)**
6. Thorong Phedi 4475 m
  7. Churi Lattar 4080 m
  8. Manang (Yak Kharka) 3975 m

- Ganesh Himal (Bagmati)**
1. Yuli Karka 3420 m

- Langtang Himal (Bagmati)**
1. Langtang 3500 m
  2. Kyanjing 3880 m

- Rolwaling Himal (Janakpur)**
1. Dhungeni 3540 m
  2. Daldung 3800 m
  3. Beding 3690 m
  4. Na-Gaon 4180 m

- Khumbu Himal (Sagarmatha)**
1. Syanboche 3900 m (Everest View Hotel)
  2. Dole 4100 m

- Kanchenjunga (Mechi)**
1. Paupema 4900 m
  2. Lhonak 4550 m
  3. Kambachen 3950 m
  4. Ghunsa 3400 m
  5. Yangma Khola 3310 m

INDIA





Fig. c. Collecting site at Na-Gaon (4,410 m) in Rolwaling Himal.  
Na-Gaon (4,410 m) の草原.

Fig. d. Muktinath (3,800 m) in Inner Himal, with poor vegetation like desert.  
砂漠のような Muktinath (3,800 m).

## Contents

|   |     |
|---|-----|
| Introduction to Part 4 .....  | xii |
| List of new taxa and nomenclatural changes .....  | xv  |
| Higher altitude moths and addenda to Parts 1-3:   |     |
| Zygaenidae by K. Horie .....  | 1   |
| Drepanidae by K. Yazaki .....   | 1   |
| Geometridae by K. Yazaki .....  | 2   |
| Geometridae: Ennominae (part) by R. Sato .....  | 28  |
| Lasiocampidae by Y. Kishida .....   | 38  |
| Cossidae by Y. Kishida .....  | 38  |
| Arctiidae by Y. Kishida .....   | 39  |
| Lymantriidae by Y. Kishida .....  | 44  |
| Bombycidae by Y. Kishida .....  | 46  |
| Noctuidae: Aganainae by Y. Kishida .....  | 46  |
| Thyatiridae by H. Yoshimoto .....   | 48  |
| Noctuidae by H. Yoshimoto .....   | 49  |
| Sphingidae by T. Haruta .....   | 89  |
| Saturniidae by T. Haruta .....  | 89  |
| Noctuidae: <i>Hermonassa</i> by S. Sugi .....   | 90  |
| Notodontidae by S. Sugi .....   | 110 |
| Ratardidae and Metarbeidae by S. Sugi .....   | 117 |
| H. Inoue: The genera <i>Abraxas</i> and <i>Ourapteryx</i> of Nepal .....  | 119 |
| H. Nakajima: A list of geometrid moths collected in Langtang Valley in 1993 .....   | 140 |
| S. Sakurai: More hawkmoths of Nepal .....   | 148 |
| G. S. Robinson, K. Sattler, M. Shaffer, K. Tuck and M. G. Allen: Microlepidoptera and<br>Pyraloidea of Nepal – a checklist and bibliography ..... | 150 |
| H. Yamanaka: Pyralidae of Nepal (I) .....   | 182 |
| Y. Arita and O. G. Gorbunov: Sesiidae of Nepal .....  | 194 |
| Color Plates 97-128   |     |

## Authors

- Toshiro Haruta. 20-4, Nishiochiai 4, Shinjuku, Tokyo, 161  
 Kiyoshi Horie. 27-21, Sangenjaya 1, Setagaya, Tokyo, 154  
 Yasunori Kishida. 20-1-103, Kitazawa 5, Setagaya, Tokyo, 155  
 Rikio Sato. 472-2, Makio, Niigata, 950-21  
 Shigero Sugi. 41-3, Akadutsumi 5, Setagaya, Tokyo, 156  
 Katsumi Yazaki. 5-20, Motoyokoyama 2, Hachioji, Tokyo, 192  
 Hiroshi Yoshimoto. Tokyo High School, 39-1, Unoki 2-chome, Ota-ku, Tokyo, 146  
 Hiroshi Inoue. 311-2 Bushi, Iruma City, Saitama, 358  
 Hideo Nakajima. 19-18 Shimosueyoshi 6, Tsurumi, Yokohama, Kanagawa, 230  
 Sei Sakurai. 16-18, Shinkanazawa, Niitsu, Niigata, 956  
 Hiroshi Yamanaka. 4-18 Eiraku-cho, Toyama, 930  
 Gaden S. Robinson. Department of Entomology, The Natural History Museum, Cromwell Road, London SW7 5BD, UK  
 Klaus Sattler. Department of Entomology, The Natural History Museum, Cromwell Road, London SW7 5BD, UK  
 Michael Shaffer. Department of Entomology, The Natural History Museum, Cromwell Road, London SW7 5BD, UK  
 Kevin R. Tuck. Department of Entomology, The Natural History Museum, Cromwell Road, London SW7 5BD, UK  
 Michael G. Allen. Bar Lodge, Harewood Estate, Harewood, Leeds LS17 9LQ, UK  
 Yutaka Arita. Zoological Laboratory, Faculty of Agriculture, Meijo University, Tempaku-ku, Nagoya, 468  
 Oleg G. Gorbunov. Institute for the Problems of Ecology and Evolution, Russian Academy of Sciences, Leninsky prospekt 33, Moscow 117071, Russia

## 執筆者

- 春田俊郎 161 東京都新宿区西落合 4 丁目 20-4  
 堀江清史 154 東京都世田谷区三軒茶屋 1 丁目 27-21  
 岸田泰則 155 東京都世田谷区北沢 5 丁目 20-1-103  
 佐藤力夫 950-21 新潟県新潟市榎尾 472-2  
 杉 繁郎 156 東京都世田谷区赤堤 5 丁目 41-3  
 矢崎克己 192 東京都八王子市元横山町 2 丁目 5-20  
 吉本 浩 146 東京都大田区鷓ノ木 2 丁目 39-1 東京高等学校  
 井上 寛 358 埼玉県入間市仏子 311-2  
 中島秀雄 230 神奈川県横浜市鶴見区下末吉 6 丁目 19-18  
 桜井 精 956 新潟県新津市新金沢町 16-18  
 山中 浩 930 富山市永楽町 4-18  
 Gaden S. Robinson 英国自然史博物館  
 Klaus Sattler 英国自然史博物館  
 Michael Shaffer 英国自然史博物館  
 Kevin R. Tuck 英国自然史博物館  
 Michael G. Allen イギリス  
 有田 豊 468 名古屋市天白区塩釜口 1-501 名城大学農学部動物学研究室  
 Oleg G. Gorbunov ロシア科学アカデミー

## Introduction to Part 4 “Higher altitude moths and microlepidoptera”

Parts 1 and 2 of this series were devoted to describe “Moths of Godavari” and Part 3 was entitled “Moths of eastern Nepal”. The moths treated in those three parts are mostly residents of rather lower altitudes, riverside, hilly or montane zones not beyond 3,000 m. In Nepal, there are small villages up to 3,500 m, where the people live throughout a year. The main industry there is stock-farming. Goats and yaks are pastured, and the increase of cattles is appreciated as the increase of accumulated wealth. Then overfarming occurs extensively and most of saplings are eaten by cattles. The forest never grows above about 3,300 m in altitude, where the grassland is dominant upwards to the snowline, at about 5,200 m. The timberline is therefore obscure in Nepal, though it is considered to lie at some 4,100 m theoretically. In fact, the composition of the insect fauna changes significantly across a line at about 3,300 m. Therefore the moths collected beyond that line are treated here in a separate part, titled “Higher altitude moths”.

As the alpine zone in Nepal has numerous species of plants associated with many endemics, it grips much attention of botanists and horticulturists of the world. However, the insect fauna of that zone has been very poorly studied. As for the moth fauna in particular little has been published before. The present part is essentially the first contribution on the subject.

In Nepal there are a lot of mountain peaks beyond 3,300 m. They are too steep and impossible to access by car for setting a collecting point at higher altitudes. For example, it takes about three days to reach Langtang, a rather readily accessible village, by trekking on foot from the terminus of roadway. In general, more than one week have to be spent to access much interior places. Another problem is that alpine zone are often in the protected area of National Park, where the authorized permission is needed for collecting. Thus we could try collecting at not many sites and by not many times. Although the material from higher altitudes is not fully enough to make clear the moth fauna there, I venture to publish this part for the sake of offering research data for future study.

The collecting sites, dates and collectors are as follows.

Kanchenjunga Mountains (Mechi Zone) in July, 1963

Collecting sites: Ghunsa (3,400 m), Kambachen (3,950 m), Lhonak (4,550 m), Pangpema (4,900 m), Yangma Khola (3,310 m)

Collectors: Lepidopterological Research Expedition to Nepal Himalaya (Leader: Toshiro Haruta)

Khumbu Himal (Sagarmatha Zone) in May, 1993

Collecting sites: Shanboche (Everest View Hotel) (3,900 m), Dole (4,100 m)

Collectors: Toshiro Haruta, Shizuko Haruta, Tsuyoshi Tanaka, Shuhei Niitsu

Rolwaling Himal (Janakpur Zone) in July, 1993

Collecting sites: Dhungeni (3,540 m), Daldhung (3,800 m), Beding (3,690 m), Na-Gaon (4,180 m)

Collectors: Mahendra S. Limbu, Mituk Jirel

Langtang Himal (Bagmati Zone) in July, 1992<sup>1)</sup> and August, 1993<sup>2)</sup>

Collecting sites: Langtang (3,500 m), Kyanjing (3,880 m)

Collectors: 1) Koji Suzuki, Mahendra S. Limbu; 2) Kuniomi Shirakawa, Hideo Nakajima

Ganesh Himal (Bagmati Zone) in May, 1993

Collecting sites: Yuli Karka (3,420 m)

Collectors: Toshiro Haruta, Shizuko Haruta, Tsuyoshi Tanaka, Shuhei Niitsu, Mahendra S. Limbu

Manasulu Mountains (Gandaki Zone) in April, 1994

Collecting sites: Mt Manasulu, Base Camp (4,400 m)

Collectors: Kyoko Sato

Inner Himal (Dhaulagiri Zone, Gandaki Zone) in May, 1993<sup>1)</sup> and June to July, 1994<sup>2)</sup>

Collecting sites: Sangda (4,460 m), Dhung (3,300 m), Muktinath (3,800 m), Kagbeni (2,900 m), Thorong Pass (W) (3,900 m) (Dhaulagiri Zone); Thorong Phedi (4,475 m), Churi Lattar (4,080 m), Manang (3,975 m) (Gandaki Zone)

Collectors: 1) Toshiro Haruta, Shizuko Haruta, Tsuyoshi Tanaka, Shuhei Niitsu; 2) Mahendra S. Limbu, Khadga Thapa, Mituk Jirel

In addition to the records of higher altitude moths and addenda to Parts 1-3, the following six articles are kindly contributed to this part in compliance with my request.

- 1) "The genera *Abraxas* and *Ourapteryx* of Nepal" by H. Inoue
- 2) "A list of geometrid moths collected in Langtang Valley in 1992" by H. Nakajima
- 3) "More hawkmoths of Nepal" by S. Sakurai
- 4) "Checklist of Microlepidoptera and Pyraloidea of Nepal" by G. S. Robinson *et al.*
- 5) "Pyralidae of Nepal (I)" by H. Yamanaka
- 6) "Sesiidae of Nepal" by Y. Arita and O. G. Gorbunov

Throughout our program we have not tried to collect microlepidoptera except certain groups composed of relatively large moths because of the difficulty of treatment, killing and preserving in the field. The Zygaenidae, Limacodidae, Hyblaeidae were already treated in this series, and the Sesiidae, Thyrididae, Hepialidae and Pylaridae are dealt with in this and next parts. The Tortricidae had been partly studied by Mr A. Kawabe, but to my sorrow, he died in 1993 before completing the work. From these reasons I had once given up a plan to publish on microlepidoptera in this series. However, I received a kind proposal of Dr G. S. Robinson of the Natural History Museum (BMNH), that he wished to publish in this series a checklist of the Nepalese microlepidoptera compiled by him and his colleagues on the basis of collections in BMNH and other European museums. It was an unexpected good luck for me and I decided to publish their article in this part with great pleasure.

In the text, except "Checklist of Microlepidoptera and Pyraloidea", the scientific name, full reference to its original description and collecting data with at least one color picture are given for each species. But on the species already dealt in Parts 1-3 of this series, the reference of the original description and color picture are omitted.

The holotypes of new taxa described here will be deposited in the National Science Museum, Tokyo, unless otherwise stated. Most of the material will be kept in the Chuo Museum of Chiba Prefecture, Chiba and the National Science Museum of Tribuvan University in Nepal. A few of others including paratypes of new taxa will be kept in each author's collection.

### Acknowledgements

I would like to express my deep gratitude to Dr Tirtha Maskey, Dr Uday R. Sharma and Lakpa Norbu Sherpa, National Parks & Wildlife conservation Department, Ministry of Forest and Soil conservation, Mr R. Joshi, Agricultural Research Institute, for giving me permission to collect moths and take them out. I owed much Messrs M. S. Limbu, A. Thapa, K. B. Thapa, H. Nakajima, K. Shirakawa, K. Suzuki, T. Tanaka and S. Niitsu, and my wife S. Haruta, for their assistance in collecting moths. I express my sincere thanks to Mr K. Yazaki, Dr R. Sato, Mr Y. Kishida, Mr H. Yoshimoto, Mr S. Sugi and Mr K. Horie who are the authors of the chapter "Higher altitude moths and addenda to Parts 1-3". I also express my cordial thanks to Mr H. Nakajima, Dr H. Inoue, Mr S. Sakurai, Mr H. Yamanaka, Dr Y. Arita, Dr O. G. Gorbunov, Dr G. S. Robinson, Mr K. Sattler, Mr M. Shaffer, Mr K. R. Tuck and Mr M. G. Allen, for their valuable contributions to this part. I am much indebted to Mr T. Inomata for his effort in the arrangement of the publication, Mr S. Yamaguchi for his devotion in taking color pictures and Mr K. Suzuki for his good work in designing of the cover and drawing the maps. My cordial gratitude is due to Dr H. Inoue, professor emeritus of Otsuma Women's University, and Dr M. Owada, National Science Museum, Tokyo, for their perpetual assistance and encouragement in many ways.

Part 5 of this series will be published in spring of 1996, dealing with "Moths of central Nepal" and Nolinae (Noctuidae), Epipleminae (Uraniidae), Pyralidae (II), Thyrididae and Hepialidae, which have not treated as yet in this series.

July 20th, 1995

Toshiro Haruta



Fig. e. Churi Latter (4,080 m), Inner Himal.

## List of New Taxa and Nomenclatural Changes

### Geometridae by K. Yazaki

- Chlorissa prasina* Yazaki, **sp. n.** p. 2.  
*Jodis kojii* Yazaki, **sp. n.** p. 2.  
*Scopula mustangensis* Yazaki, **sp. n.** p. 3.  
*Rheumaptera cinerea* Yazaki, **sp. n.** p. 3.  
*Photoscotosia pallidimaculata* Yazaki, **sp. n.** p. 5.  
*Xanthorhoe rhodozona* Yazaki, **sp. n.** p. 6.  
*Parentephria* Yazaki, **gen. n.** p. 7.  
*Parentephria stellata* (Warren), **comb. n.** p. 7.  
*Parentephria debilis* Yazaki, **sp. n.** p. 7.  
*Pareulype subviridis* Yazaki, **sp. n.** p. 7.  
*Venusia dilecta* Yazaki, **sp. n.** p. 9.  
*Hydrelia scotozona* Yazaki, **sp. n.** p. 9.  
*Micrabraxas grandis* Yazaki, **sp. n.** p. 11.  
*Micrabraxas lenis* Yazaki, **sp. n.** p. 11.  
*Pingasa aigneri pallida* Yazaki, **subsp. n.** p. 13.  
*Teinoloba* Yazaki, **gen. n.** p. 14.  
*Teinoloba perspicillata* Yazaki, **sp. n.** p. 14.  
*Rheumaptera luteimedia* (Prout), **comb. n.** p. 16.  
*Rheumaptera tremulata multilinearia* (Leech), **comb. n.** p. 16.  
*Rheumaptera desolata* Yazaki, **sp. n.** p. 16.  
*Hypochrosis amaurospila* Yazaki, **sp. n.** p. 19.

### Geometridae by R. Sato

- Alcis mustangensis* Sato, **sp. n.** p. 28.  
*Psilalcis dierli* Sato, **sp. n.** p. 30.  
*Psilalcis pallidaria* (Moore), **comb. n.** p. 30.  
*Hypomecis fulvosparsa* (Hampson), **comb. n.** p. 31.  
*Hypomecis pardaria* (Moore), **comb. n.** p. 31.  
*Parectropis ignota* Sato, **sp. n.** p. 31.  
*Myrioblephara microduplexa* Sato, **sp. n.** p. 31.  
*Boarmia nigrilinearia* Leech, **syn. n.**; of *Myrioblephara duplexa* (Moore). p. 32.  
*Boarmia duplexa eoduplexa* Wehrli, **syn. n.**; of *Myrioblephara duplexa* (Moore). p. 32.  
*Aethalura leucozona* (Hampson), **comb. n.** p. 32.  
*Chorodna quadrinotata* (Warren), **comb. n.** p. 33.  
*Deinotrichia interruptaria* (Moore), **comb. n.** p. 33.  
*Uliura gratiosa* Sato, **sp. n.** p. 33.  
*Darisa leledaria* (Swinhoe), **comb. n.** p. 33.  
*Darisa lampasaria* (Hampson), **comb. n.** p. 34.  
*Callocasta similis* (Moore), **comb. rev.** p. 34.

### Lasiocampidae by Y. Kishida

- Syrastrenopsis bilinea* Kishida, **sp. n.** p. 38.

**Arctiidae** by Y. Kishida

- Cyana nigrilinea* Kishida, **sp. n.** p. 39.  
*Gonerda thaleia* Kishida, **sp. n.** p. 39.  
*Gonerda kale* Kishida, **sp. n.** p. 40.  
*Gonerda auxo* Kishida, **sp. n.** p. 40.  
*Gonerda eyphrosyne* Kishida, **sp. n.** p. 40.  
*Gonerda aglaia* Kishida, **sp. n.** p. 40.  
*Preparctia cupido* Kishida, **sp. n.** p. 41.  
*Spilarctia sagittifera taiwanensis* Matsumura, **stat. n.** p. 43.  
*Spilarctia yukikoe* Kishida, **sp. n.** p. 43.

**Lymantriidae** by Y. Kishida

- Dasychira eximia* Kishida, **sp. n.** p. 44.  
*Rhyptoses drepanioides* Kishida, **sp. n.** p. 44.  
*Ilema cyrteschata* (Collenette), **comb. n.** p. 45.

**Noctuidae** by H. Yoshimoto

- Perissandria subfusca* Yoshimoto, **sp. n.** p. 51.  
*Xestia semiretracta* Yoshimoto, **sp. n.** p. 53.  
*Xestia basistriga* Yoshimoto, **sp. n.** p. 53.  
*Xestia longijuxta* Yoshimoto, **sp. n.** p. 53.  
*Xestia gandakiensis* Yoshimoto, **sp. n.** p. 54.  
*Xestia cyanosticta* (Dierl), **comb. n.** p. 55.  
*Xestia friederikae* (Dierl), **comb. n.** p. 55.  
*Xestia janakpura* Yoshimoto, **sp. n.** p. 55.  
*Anarta inexpecta* Yoshimoto, **sp. n.** p. 56.  
*Cerapteryx lonchilis* Chen, **syn. n.** ; of *Lasianobia superba* (Alphéraky) p. 58.  
*Cucullia fantastica* Yoshimoto, **sp. n.** p. 60.  
*Trichoridia langtangensis* Yoshimoto, **sp. n.** p. 62.  
*Nepaloridia* Yoshimoto, **gen. n.** p. 64.  
*Nepaloridia minuta* Yoshimoto, **sp. n.** p. 64.  
*Mecodina tigris* (Berio), **comb. n.** p. 74.  
*Lophomilia albicosta* Yoshimoto, **sp. n.** p. 74.

**Noctuidae** by S. Sugi

- Hermonassa sherpae* Sugi, **sp. n.** p. 92.  
*Hermonassa shizukoe* Sugi, **sp. n.** p. 92.  
*Hermonassa funebris* Sugi, **sp. n.** p. 93.  
*Hermonassa longisaccus* Sugi, **sp. n.** p. 94.  
*Hermonassa corax* Sugi, **sp. n.** p. 95.  
*Hermonassa punicea* Sugi, **sp. n.** p. 95.  
*Hermonassa griseirufa* Sugi, **sp. n.** p. 95.  
*Hermonassa thomasi* Sugi, **sp. n.** p. 96.  
*Hermonassa deaurata* Sugi, **sp. n.** p. 97.  
*Hermonassa aureofusa* Sugi, **sp. n.** p. 98.  
*Hermonassa sigmuncus* Sugi, **sp. n.** p. 98.



**Notodontidae** by S. Sugi

- Gangarides vittipalpis* (Walker), **nom. rev.** p. 110.  
*Gangarides irregularis* Schintlmeister, **syn. n.**; of *Gangarides vittipalpis* (Walker). p. 110.  
*Suzukia sichuanensis* Cai, **syn. n.**; of *Pheosiopsis irrorata* (Moore). p. 165.  
*Pheosiopsis* (*Suzukia*) *musette* Schintlmeister, **syn. n.**; of *Pheosiopsis irrorata* (Moore). p. 110.  
*Poncetia doisuthepica* Bänziger, **syn. n.**; of *Ramesa docilis* (Walker). p. 111.  
*Ogulina pulchra* Cai, **syn. n.**; of *Ogulina eupatagia* (Hampson). p. 111.  
*Ogulina ochrocinerea* Sugi, **sp. n.** p. 111.

**Geometridae** by H. Inoue

- Abraxas* (*Abraxas*) *pseudogunsana* Inoue, **sp. n.** p. 120.  
*Abraxas* (*Abraxas*) *molybda* Inoue, **sp. n.** p. 121.  
*Abraxas kanoi* Inoue, **syn. n.**; of *Abraxas pusilla* Butler. p. 122.  
*Abraxas* (*Calospilos*) *antipusilla* Inoue, **sp. n.** p. 122.  
*Abraxas* (*Calospilos*) *sublepida* Inoue, **sp. n.** p. 122.  
*Abraxas kansuvolans* Wehrli, **stat. n.** p. 123.  
*Abraxas* (*Calospilos*) *peregrina* Inoue, **sp. n.** p. 123.  
*Abraxas kanshireiensis* Wileman, **syn. n.**; of *Abraxas illuminata* Warren. p. 123.  
*Abraxas hoenei* Wehrli, **syn. n.**; of *Abraxas illuminata* Warren. p. 123.  
*Ourapteryx pseudebuleata* Inoue, **sp. n.** p. 125.  
*Ourapteryx nakajimai* Inoue, **sp. n.** p. 126.  
*Ourapteryx ebuleata deliquescens* Inoue, **subsp. n.** p. 128.  
*Ourapteryx nepalensis* Inoue, **sp. n.** p. 129.  
*Ourapteryx ravida* Inoue, **sp. n.** p. 129.  
*Ourapteryx leucopteron* Inoue, **sp. n.** p. 129.  
*Ourapteryx abbreviata* Inoue, **sp. n.** p. 130.

**Gelechiidae** by G. S. Robinson *et al.*

- Xystophora asthenodes* (Meyrick), **comb. n.** p. 163.

**Pyralidae** by G. S. Robinson *et al.*

- Autocharis fessalis* (Swinhoe), **comb. rev.** p. 168.  
*Endotricha repandalis* (Fabricius), **comb. n.** p. 169.  
*Euryzonella scoporhyncha* (Hampson), **comb. n.** p. 169.  
*Euryzonella scotalis* (Hampson), **comb. n.** p. 169.  
*Herculia costinotalis* (Hampson), **comb. n.** p. 169.  
*Herculia igniflualis* (Walker), **comb. n.** p. 169.  
*Megalomia angulifascia* (Moore), **comb. n.** p. 169.  
*Ocrasa nonusalis* (Walker), **comb. n.** p. 169.  
*Ocrasa nostralis* (Guenée), **comb. n.** p. 169.  
*Peucela subresectalis* (Snellen), **comb. n.** p. 169.  
*Katja albidefinis* (Hampson), **comb. n.** p. 169.  
*Pyralis regalis princeps* Butler, **stat. n.** p. 169.  
*Tamraca imperatrix* (Warren), **comb. n.** p. 169.  
*Trichauchenia dharmasalae* (Butler), **comb. n.** p. 169.

*Rhagoba octomaculalis* Moore, **comb. rev.** p. 173.  
*Donacaula niloticus* (Zeller), **comb. n.** p. 173.

**Thyrididae** by G. S. Robinson *et al.*

*Collinsa obliquistrigalis* (Warren), **comb. n.** p. 174.  
*Rhodoneura lobulata* (Moore), **comb. n.** p. 174.

**Tineidae** by G. S. Robinson *et al.*

*Cimitra seclusella* (Walker), **comb. n.** p. 174.  
*Edosa liomorpha* (Meyrick), **comb. n.** p. 174.  
*Edosa opsigona* (Meyrick), **comb. n.** p. 174.  
*Edosa orphnodes* (Meyrick), **comb. n.** p. 174.  
*Edosa synaema* (Meyrick), **comb. n.** p. 174.  
*Epactris orthiasta* (Meyrick), **comb. n.** p. 174.  
*Monopis longella* (Walker), **stat. rev.** p. 174.  
*Platyscepra glebifera* (Meyrick), **comb. n.** p. 175.  
*Platyscepra leontina* (Meyrick), **comb. n.** p. 175.  
*Tineovortex canicoma* (Meyrick), **comb. n.** p. 175.  
*Wyoma echinastra* (Meyrick), **comb. n.** p. 175.

**Tortricidae** by G. S. Robinson *et al.*

*Cephalophyes latens* (Diakonoff), **comb. n.** p. 175.  
*Penthostola albomaculatis* (Liu & Bai), **comb. n.** p. 176.  
*P. guttulosa* Diakonoff, **syn. n.**; of *Phaecasiophora pertexta* (Meyrick). p. 176.  
*Acleris extensana agrioma* (Meyrick), **stat. n.** p. 177.  
*A. extensana extensana* Walker, **stat. n.**, p. 177.  
*Archips dicaeus* Diakonoff, **syn. n.**; of *Archips encausta* (Meyrick). p. 177.

**Pyralidae** by H. Yamanaka

*Heterocnephes apicipicta* Inoue, **syn. n.**; of *Charitoprepes lubricosa* Warren. p. 184.  
*Peribona venosa* (Butler), **comb. rev.** p. 185.  
*Goniorhynchus signatalis* (Walker), **comb. n.** p. 185.  
*Pleuroptya verecunda* (Warren), **comb. n.** p. 186.  
*Pleuroptya nigriflava* (Swinhoe), **comb. n.** p. 187.  
*Palpita fraterna* (Moore), **comb. n.** p. 188.

**Sesiidae** by Y. Arita & O. G. Gorbunov

*Tinthia alectra* Arita & Gorbunov, **sp. n.** p. 194.  
*Trichocerota gorapani* Arita & Gorbunov, **sp. n.** p. 195.  
*Synanthedon nepalense* Arita & Gorbunov, **sp. n.** p. 205.

**ZYGAENIDAE**

Kiyoshi Horie

**Addenda to Parts 2 & 3**

## PHAUDINAE

***Alophogaster rubribasis*** Hampson (Pl. 106: 15)*Alophogaster rubribasis* Hampson, 1892, *Fauna Br. India* (Moths) 1: 287, fig. 195.

Mt Phulchouki: 1♂, 12-13. vi. 1994.

## CHALCOSIINAE

***Chalcophaedra zuleika*** (Doubleday) (Pl. 106: 18)*Gyhautocera zuleika* Doubleday, 1847, *Ann. Mag. nat. Hist.* (1) 19: 76, pl. 7, fig. 4.

[Kosi] Pheksinda: 1♀, 9. v. 1994.

**DREPANIDAE**

Katsumi Yazaki

## DREPANINAE

***Drepana rufofascia*** Hampson (Pl. 101: 13)*Drepana rufofascia* Hampson, 1893, *Fauna Br. India* (Moths) 1: 334.

[Langtang Himal] Kyanjing: 1♂, 23, 24. vii. 1992 (K. Suzuki).

**Addenda to Parts 1-3**

## DREPANINAE

***Callidrepana bracteata*** (Hampson) (Pl. 101: 15)*Drepana bracteata* Hampson, 1893, *Illust. typical Specimens lepid. Heterocera Colln Br. Mus.* 9: 68, pl. 160, fig. 5.

[Mechi] Godok: 1♀, 8-17. x. 1993.

***Canucha specularis*** (Moore) (Pl. 101: 16)*Drepana specularis* Moore, 1888, in Hewitson & Moore, *Descr. new Indian lepid. Insects Colln late Mr Atkinson*: 407.

[Mechi] Godok: 1♂, 8-17. x. 1993.

## ORETINAE

***Amphitorna olga*** (Swinhoe) (Pl. 101: 14)*Oreta olga* Swinhoe, 1894, *Ann. Mag. nat. Hist.* (6) 14: 434.

[Mechi] Godok: 1♂, 8-17. x. 1993.

***Oreta griseotincta griseotincta*** Hampson (Pl. 101: 17)*Oreta griseotincta* Hampson, 1893, *Fauna Br. India* (Moths) 1: 350.

[Mechi] Godok: 2♀, 8-17. x. 1993; 1♂ 1♀, 3-5. i. 1994 (K. Suzuki).

## GOEMETRIDAE

Katsumi Yazaki

### OENOCHROMINAE

*Trizodes polioxysta* Fletcher (Pl. 97: 1)

*Trizodes polioxysta* Fletcher, 1961, *Veröff. zool. StSamml. Münch.* 6: 163, pl. 16, fig. 1.

[Inner Himal] Sangda: 1♂, 25. vi-3. vii. 1994. Thorong Pass (W): 1♂, 8-9. vii. 1994. Thorong Phedi: 2♂, 10. vii. 1994.

### GEOMETRINAE

*Chlorissa prasina* sp. n. (Pl. 97: 9, holotype)

Expanse 23 mm. Similar to *Ch. distinctaria* (Walker) (Pl. 5: 4), differing chiefly in much deeper green wing color without discal spot, and white cilia instead of pale green. Forewing with ante- and postmedian lines nearly as in *distinctaria*, the former situated more distally, less conspicuous, the latter more prominent. Hindwing with postmedian line situated more proximally, slightly curved inwards.

Male genitalia (Fig. 537). Valva rather broad in proximal half than in *distinctaria* (cf. Inoue, 1982: fig. 7B); costal process large, bilobed, distal lobe densely covered with conical spines; sacculus broad, rather well-sclerotized, bearing a larger digital process dorso-proximally. Aedeagus with a large triangular process before apex. Eighth sternite with a small triangular process instead of a long one in *distinctaria*.

Holotype. ♂, Inner Himal, Dhaulagiri, Mustang, Muktinath (3,800 m), 25-27. v. 1993 (T. Haruta).

This species can be readily distinguished from the congeners by the deep green, rather thickly scaled wings without dark discal spot in appearance, and a large, bilobed costal process of valva in male genitalia.

*Hemistola efformata* (Warren) (Pl. 97: 10)

*Microloxia efformata* Warren, 1893, *Proc. zool. Soc. Lond.* 1893: 354, pl. 31, fig. 2.

[Inner Himal] Churi Lattar: 6♂, 11-13. vii. 1994.

*Jodis kojii* sp. n. (Pl. 97: 12, holotype)

Expanse 22-24 mm. Wings pale grayish green, paler in proximal and distal areas. Forewing with antemedian line white, sinuous, edged outwards with pale ochreous green; postmedian line white, rather straightish, weakly serrate on each vein, edged inwards with pale ochreous green; discal dot white, surrounded by pale ochreous green; cilia concolorous with ground color. Hindwing almost as in forewing, but postmedian line strongly incurved.

Male genitalia (Fig. 538). Valva rather short and broad, with a membranous lobe at middle of ventral margin; sacculus short, slightly produced ventrally with a round apex. Eighth sternite bilobed, deeply concave mesally.

Female genitalia (Fig. 541). Ductus bursae sclerotized, slightly dilated before caudal margin. Corpus bursae membranous, elliptical; signum rather small, with cepharic margin peaked bilaterally.

Holotype. ♂, Langtang Himal, Bagmati, Kyanjing (3,800 m), 23, 24. vii. 1992 (K. Suzuki). Paratypes. Same locality as holotype, 3♂3♀, 11-12. viii. 1993 (H. Nakajima). Langtang Himal, Bagmati, Langtang (3,500 m), 2♀, 10. viii. 1993 (H. Nakajima).

The relatively developed ventral lobe of valva is rather unique for the genus, and is often seen in *Gelasma* Warren, which is a close relative of *Jodis* Hübner.

***Comibaena delineata*** (Warren) (Pl. 97: 5)

*Uliocnemis delineata* Warren, 1893, *Proc. zool. Soc. Lond.* 1893: 356, pl. 31, fig. 14.

[Langtang Himal] Langtang: 2♂, 22. vii. 1992 (K. Suzuki). [Inner Himal] Churi Lattar: 1♂, 11–13. vii. 1994.

***Comostola ovifela*** (Warren) (Pl. 97: 11)

*Euchloris ovifera* Warren, 1893, *Proc. zool. Soc. Lond.* 1893: 358.

[Langtang Himal] Langtang: 1♂, 22. vii. 1992 (K. Suzuki). [Rolwaling Himal] Daldung: 1♂, 16. vii. 1993.

### STERRHINAE

***Scopula mustangensis* sp. n.** (Pl. 97: 14, holotype)

Expanse 17–20 mm. Forewing grayish brown, irrorated with fuscous; basal area and transverse lines rufous; subterminal line broad, less clearly defined; terminal line blackish brown; cilia pale rufous. Hindwing pale ochreous, irrorated with fuscous, especially in basal third; transverse lines fuscous brown; subterminal and terminal lines as in forewing; cilia ochreous brown.

Male genitalia (Fig. 539). Socius relatively long. Valva with valvula slender, longer than sacculus; sacculus asymmetrical, left one long, smoothly curved dorsally, tapering towards pointed apex, right one shorter, acutely bent dorsally at apical one-third. Aedeagus straightish; cornutus wanting. Eighth sternite simple, lacking cerata.

Holotype. ♂, Inner Himal, Dhaulagiri, Mustang, Dhung (3,300 m), 24. vi. 1994 (M. S. Limbu). Paratypes. Same data as holotype, 4♂.

Although the male genitalia appear to be typical for the genus *Scopula* Schrank, this species is very peculiar in the absence of cerata, a pair of horn-like sclerotized process on 8th sternite. There is, so far as I know, no *Scopula* species lacking cerata on 8th sternite. Examination of the female genitalia may reveal the exact systematic position of this species.

### LARENTIINAE

***Carsia postochrea*** (Hampson) (Pl. 97: 17)

*Anaitis postochrea* Hampson, 1895, *Fauna Br. India* (Moths) 3: 343.

[Ganesh Himal] Yuli Karka: 1♂, 12–13. v. 1993.

***Stamnodes depeculata lamarum*** Prout (Pl. 97: 18)

*Stamnodes depeculata lamarum* Prout 1941, in Seitz, *Gross-Schmett. Erde* 12: 330, pl. 34, row d.

[Rolwaling Himal] Na-Gaon: 1♂ 5♀, 18–19. vii. 1993. [Inner Himal] Thorong Phedi: 1♀, 10. vii. 1994.

***Triphosa nigralbata*** (Warren) (Pl. 68: 9)

[Rolwaling Himal] Beding: 1♀, 17. vii. 1993.

***Rheumaptera cinerea* sp. n.** (Pl. 98: 4, holotype)

Expanse 31–33 mm. A relatively large species without a hair tuft on underside of hindwing. Forewing gray, irrorated with fuscous brown; subbasal, ante- and postmedian fasciae broad, inconspicuous, pale fuscous brown; median line slender, pale fuscous brown; subterminal line creamy white, slightly undulate; discal spot small, fuscous brown; cilia creamy white, dotted

with pale fuscous brown beyond veins. Hindwing creamy white, dusted with pale fuscous brown in terminal area; discal spot very small, fuscous brown.

Male genitalia (Fig. 540). Uncus rather slender, tapering towards pointed apex. Apical processes of sacculus long. Aedeagus vesica with two groups of cornuti composed of small conical spines.

Female genitalia (Fig. 554). Ductus bursae rather short, thinly sclerotized, with a pair of belt-like sclerite anteriorly. Corpus bursae large, globular; signum semicircular, with serrate margin.

Holotype. ♂, Inner Himal, Dhaulagiri, Mustang, Sangda (4,460 m), 25. vi - 3. vii. 1994 (M. S. Limbu). Paratypes. Same data as holotype, 1 ♀. Inner Himal, Gandaki, Manang, Churi Lattar (4,080 m), 1 ♂, 11-13. vii. 1994 (M. S. Limbu).

In appearance this species is characterized by the relatively large expanse of wings, and pale gray forewing. In male genitalia, particularly the shape of uncus and sacculus, *cinerea* is similar to *Rh. titubata* Prout (Fig. 543), but differs in lacking a long spine-like cornutus.

***Rheumaptera empodia*** (Prout) (Pl. 98: 5)

*Triphosa empodia* Prout, 1941, in Seitz, *Gross-Schmett. Erde* 12: 326, pl. 33, row g.  
[Rolwaling Himal] Beding: 2 ♂ 1 ♀, 17. vii. 1993. Na-Gaon: 2 ♂ 4 ♀, 18-19. vii. 1993.  
[Inner Himal] Churi Lattar: 3 ♂, 11-13. vii. 1994.

***Rheumaptera confusaria tarachodes*** (Prout) (Pl. 98: 7)

*Triphosa confusaria tarachodes* Prout, 1941, in Seitz, *Gross-Schmett. Erde* 12: 327, pl. 33, row g.  
[Rolwaling Himal] Daldung: 2 ♂ 4 ♀, 16. vii. 1993. Beding: 2 ♀, 17. vii. 1993.

***Rheumaptera confusaria epiocosma*** (Fletcher) (Pl. 98: 8)

*Calocalpe confusaria epiocosma* Fletcher, 1961, *Veröff. zool. StSamml. Münch.* 6: 171, pl. 21, fig. 51.  
[Inner Himal] Sangda: 3 ♂ 5 ♀, 25. vi-3. vii. 1994. Thorong Pass (W): 3 ♂, 8-9. vii. 1994.  
Thorong Phedi: 1 ♂ 4 ♀, 10. vii. 1994. Churi Lattar: 1 ♀, 11-13. vii. 1994.

The Nepalese *Rh. confusaria* (Leech) is divided into two subspecies as above, the eastern subsp. *tarachodes* and the western subsp. *epiocosma*. The specimens from Langtang Himal, C. Nepal (Pl. 98: 9) differ both from these two subspecies in having rather dark forewing with obscure markings. More material is required to clarify their subspecific status.

***Rheumaptera melanoplagia*** (Hampson) (Pl. 97: 20)

*Scotosia melanoplagia* Hampson, 1902, *J. Bombay nat. Hist. Soc.* 14: 512.  
[Rolwaling Himal] Beding: 1 ♀, 17. vii. 1993. [Inner Himal] Muktinath: 2 ♂ 4 ♀, 25-27. v. 1993; 1 ♂, 6-7. vii. 1994. Churi Lattar: 3 ♂ 3 ♀, 11-13. vii. 1994.

***Photoscotosia amplicata amplicata*** (Walker) (Pl. 68: 4)

[Rolwaling Himal] Na-Gaon: 2 ♀, 18-19. vii. 1993. [Langtang Himal] Langtang: 1 ♀, 22. vii. 1992 (K. Suzuki). [Inner Himal] Muktinath: 1 ♀, 25-27. v. 1993. Sangda: 6 ♂ 8 ♀, 25. vi-3. vii. 1994. Thorong Phedi: 3 ♂ 3 ♀, 10. vii. 1994. Churi Lattar: 1 ♂, 11-13. vii. 1994.

***Photoscotosia fulguritis*** Warren (Pl. 98: 11)

*Photoscotosia fulguritis* Warren, 1893, *Proc. zool. Soc. Lond.* 1893: 370, pl. 30, fig. 11.  
[Rolwaling Himal] Dhungeni: 1 ♂ 1 ♀, 10. vii. 1993. Daldung: 1 ♀, 16. vii. 1993. Na-Gaon: 1 ♂, 18-19. vii. 1993.

***Photoscotosia polysticha*** Prout (Pl. 68: 5, as *polysticta*)

[Rolwaling Himal] Beding: 1 ♂, 17. vii. 1993.

***Photoscotosia multilinea*** Warren (Pl. 98: 12)*Photoscotosia multilinea* Warren, 1893, *Proc. zool. Soc. Lond.* 1893: 369, pl. 30, fig. 10.

[Rolwaling Himal] Daldung: 2♂, 16. vii. 1993. Beding: 1♂1♀, 17. vii. 1993. Na-Gaon: 1♂, 18-19, vii. 1993. [Inner Himal] Sangda: 1♀, 25. vi-3. vii. 1994.

***Photoscotosia dejuta*** Prout (Pl. 68: 7)

[Rolwaling Himal] Dhungeni: 2♂1♀, 10. vii. 1993. Daldung: 2♀, 16. vii. 1993. [Inner Himal] Sangda: 2♂, 25. vi-3. vii. 1994. Thorong Phedi: 1♀, 10. vii. 1994. Churi Lattar: 1♂, 11-13. vii. 1994.

***Photoscotosia pallidimaculata* sp. n.** (Pl. 98: 13, holotype)

Expanse 36-37 mm. Relatively small species in the genus, resembling *Ph. dejuta* Prout (Pl. 68: 7). Forewing with basal third much paler than in *dejuta*; median fascia running more smooth than in *dejuta*, pale grayish brown instead of fuscous brown. Hindwing with distal orange patch paler, but larger than in *dejuta*, enlarged posteriorly beyond vein CuA<sub>1</sub>; posterior grayish brown area much paler.

Male genitalia (Fig. 558). Uncus shorter than in *dejuta* (Fig. 559). Costa of valva broader in apical fourth than in *dejuta*. Juxta short, dilated caudally, with caudal margin knobbed mesally, bearing a small conical process at middle, while in *dejuta* juxta is rather long and slender, with a long distal process. Aedeagus slightly longer; cornuti consisting of more longer spines than in *dejuta*.

Holotype. ♂, Inner Himal, Gandaki, Manang, Churi Lattar (4,080 m), 11-13. vii. 1994 (M. S. Limbu). Paratype. Inner Himal, Dhaulagiri Mustang, Muktinath (3,800 m), 1♂, 6-7. vii. 1994 (M. S. Limbu).

From the shape of juxta in male genitalia, the genus *Photoscotosia* Warren can be subdivided into some groups. The rather short, caudally dilated juxta with median short process of this species is shared with *polysticha* Prout from Tibet and Nepal, *multilinea* Warren from Sikkim and Nepal, *prosporphosticha* Xue from Tibet, and *obliquisignata* (Moore) from Sikkim and Nepal. This new species is readily separable from them except *obliquisignata* by having orange patch on hindwing. *Ph. obliquisignata* has a similar orange patch on hindwing, but is very distinctive in maculation of forewing.

***Photoscotosia metachriseis*** Hampson (Pl. 68: 6)

[Rolwaling Himal] Dhungeni: 1♀, 10. vii. 1993.

***Photoscotosia albapex*** (Hampson) (Pl. 98: 14)*Cidaria albapex* Hampson, 1895, *Fauna Br. India* (Moths) 3: 352.

[Rolwaling Himal] Na-Gaon: 1♀, 18-19, vii. 1993. [Langtang Himal] Langtang: 1♂, 22. vii. 1992 (K. Suzuki).

***Amnesicoma simplex*** Warren (Pl. 98: 15)*Amnesicoma simplex* Warren, 1895, *Novit. zool.* 2: 113.

[Inner Himal] Thorong Phedi: 1♀, 10. vii. 1994. Churi Lattar: 2♂4♀, 11-13. vii. 1994.

***Amnesicoma bicolor*** (Moore) (Pl. 99: 1)*Cidaria bicolor* Moore, 1888, in Hewitson & Moore, *Descr. new Indian lepid. Insects Colln late Mr Atkinson*: 278.

[Langtang Himal] Langtang: 1♂1♀, 22. vii. 1992 (K. Suzuki). [Inner Himal] Thorong Phedi: 2♂1♀, 10. vii. 1994. Churi Lattar: 2♂, 11-13. vii. 1994.

***Amnesicoma albiseriata*** (Warren) (Pl. 99: 2)

*Polyphascia albiseriata* Warren, 1893, *Proc. zool. Soc. Lond.* **1893**: 373.

[Rolwaling Himal] Na-Gaon: 1♂1♀, 18-19. vii. 1993. Daldung: 1♂1♀, 16. vii. 1993.  
[Langtang Himal] Langtang: 1♀, 22. vii. 1992 (K. Suzuki).

***Eustroma chalcoptera*** (Hampson) (Pl. 99: 3)

*Cidaria chalcoptera* Hampson, 1895, *Fauna Br. India* (Moths) **3**: 360.

[Langtang Himal] Langtang: 1♂, 22. vii. 1992 (K. Suzuki).

***Pareustroma fassisignis*** (Butler) (Pl. 68: 12)

[Rolwaling Himal] Na-Gaon: 1♂, 18-19. vii. 1993. [Langtang Himal] Langtang: 1♂1♀, 22. vii. 1992 (K. Suzuki).

***Viidaleppia dentifasciata*** (Hampson) (Pl. 68: 17)

[Ganesh Himal] Yuli Karka: 1♀, 12-13. v. 1993.

***Dysstroma sikkimensis*** Heydemann (Pl. 6: 24)

[Khumbu Himal] Syangboche: 1♂, 17-20. v. 1993.

***Dysstroma brunneoviridata*** Heydemann (Pl. 99: 4)

*Dysstroma brunneoviridata* Heydemann, 1936, *Dt. ent. Z. Iris* **52**: 132, pl. 4, figs 2, 3.

[Langtang Himal] Kyanjing: 1♂, 23, 24. vii. 1992 (K. Suzuki).

***Dysstroma albiangulata*** (Warren) (Pl. 99: 5)

*Polyphasia albiangulata* Warren, 1893, *Proc. zool. Soc. Lond.* **1893**: 373.

[Rolwaling Himal] Dhungeni: 1♂, 10. vii. 1993. Na-Gaon: 1♂, 18-19. vii. 1993.  
[Langtang Himal] Langtang, 1♂, 22. vii. 1992 (K. Suzuki).

***Xanthorhoe hampsoni*** Prout (Pl. 99: 6)

*Xanthorhoe hampsoni* Prout, 1925, *Novit. zool.* **32**: 39.

[Ganesh Himal] Yuli Karka: 1♀, 12-13. v. 1993.

***Xanthorhoe rhodozona* sp. n.** (Pl. 99: 7, holotype)

Expanse 25-26 mm. Forewing pale olive, with costa and hindmargin rose; basal area suffused with rose; median fascia broad, rose; subterminal line represented by a row of white vein dots which are surrounded by rose; cilia pink. Hindwing pure white; cilia pink.

Male genitalia (Fig. 553). Uncus stick-like, gradually tapered towards blunt apex. Valva rather short; costa relatively broad in basal half, curved dorsally before pointed apex, covered with short spines subapically, bearing a small conical process at middle and a quadrate, plate-like process with serrate caudal margin at apical one-third. Saccus moderately long. Aedeagus with a mass of spines on apical portion; cornuti of five slender spines.

Holotype. ♂, Rolwaling Himal, Janakpur, Dolakha, Dhungeni (3,500 m), 10. vii. 1993 (M. S. Limbu). Paratype. Same data as holotype, 1♂.

***Lampropteryx albigirata*** (Kollar) (Pl. 99: 8)

*Cidaria albigirata* Kollar, [1844], in Hügel, *Kaschmir und das Reich Siek* **4**: 489.

[Rolwaling Himal] Dhungeni: 1♂, 10. vii. 1993. [Inner Himal] Churi Lattar: 1♂2♀, 11-13. vii. 1994.



***Parentephria* gen. n.**

Type species: *Glaucopteryx stellata* Warren, 1893.

External characters are almost identical with those of *Entephria* Hübner.

Male genitalia (Figs 560, 561). Valva rather elongate, with a horn-like, thin sclerite dorsad to the apex of sacculus; costa lightly sclerotized, straightish while it is modified into a lobe or a process in *Entephria*; sacculus well-sclerotized, reaching the middle of valva, ending in a small process. Labides relatively long. Juxta simple. Aedeagus without cornutus.

Female genitalia (Fig. 567). Colliculum elongate, strongly sclerotized. Ductus bursae membranous. Corpus bursae globular; signum band-like, scobinate.

This new genus is clearly distinguished from *Entephria* by simple valva costa, well-sclerotized sacculus and long labides in male genitalia, and by longer, strongly sclerotized colliculum in female genitalia.

The type species of this genus, *stellata* Warren, was originally described in *Glaucopteryx* Hübner (= *Entephria*), and was transferred to *Eulype* Hübner (= *Rheumaptera* Hübner) by Aubert (1959). Although the long labides and simple valva costa in male genitalia are shared with this genus and *Rheumaptera*, the latter is different in having short and stout uncus, broader valva with round distal margin, and a pair of process at apex of sacculus.

Besides the type species this genus contains a new species described below.

***Parentephria stellata* (Warren), comb. n. (Pl. 99: 9)**

*Glaucopteryx stellata* Warren, 1893, *Proc. zool. Soc. Lond.* **1893**: 367.

[Rolwaling Himal] Na-Gaon: 4♂, 18-19, vii. 1993.

***Parentephria debilis* sp. n. (Pl. 99: 10, holotype)**

Expanse 25 mm. Slightly smaller than *stellata*. Maculation of wings nearly identical with that of *stellata*. Forewing pale yellowish ocher; transverse lines pale fuscous brown rather than blackish brown; discal dot fuscous brown, more prominent than in *stellata*. Hindwing pale yellowish white, while it is pale brownish gray in *stellata*. Underside of hindwing as in upperside, while in *stellata* it is irrorated with brownish gray.

Male genitalia (Fig. 561). Uncus slightly shorter than in *stellata* (Fig. 560). Valva rather short; horn-like sclerite shorter and rather thinly sclerotized than in *stellata*; apex of sacculus bluntly pointed instead of round. Aedeagus much shorter than in *stellata*.

Holotype. ♂, Inner Himal, Dhaulagiri, Mustang, Muktinath (3,800 m), 25-27. v. 1993 (T. Haruta).

***Pareulype subviridis* sp. n. (Pl. 99: 11, holotype)**

Expanse 29-31 mm. Male. Forewing whitish, tinged with pale green; antemedian area and distal third dusted with fuscous; subbasal line black, double, sinuous on veins; three transverse lines in antemedian area black, sinuous; postmedian and subterminal lines black, double, sinuous, emphasized on veins; terminal line represented by a row of black, triangular spots between veins; discal dash black, rather faintly marked; cilia grayish white, with black dots beyond veins. Hindwing creamy white, slightly irrorated with fuscous; postmedian and subterminal lines represented by a series of fuscous vein dots; terminal line fuscous, interrupted at each vein; discal spot fuscous; cilia creamy white, with fuscous spots beyond veins. Female. Forewing more widely and densely suffused with fuscous than in male. Hindwing somewhat darker than in male.

Male genitalia (Fig. 562). Fundamentally identical with those of *P. neurbouaria* (Oberthür) (Fig. 563) from W. China. Uncus somewhat shorter and stouter than in *neurbouaria*. Valva slightly shorter; costa ridged at middle as in *neurbouaria*; sacculus with apical process much shorter; saccus short instead of elongate cephalically in *neurbouaria*. Aedeagus slightly broader; vesica scobinate; cornuti of a mass of short spines as in *neurbouaria*.

Female genitalia (Fig. 568). Similar to *P. berberata* (Denis & Schiffermüller) from Europe, the type species of the genus, in having well-sclerotized ductus bursae, and membranous, globular corpus bursae with an arcuate, scobinate signum, differing in slightly longer and broader ductus bursae and a little narrower signum.

Holotype. ♂, Inner Himal, Gandaki, Manang, Churi Lattar (4,080 m), 11-13. vii. 1994 (M. S. Limbu). Paratypes. Rolwaling Himal, Janakpur: Dhungeni (3,500 m), 1 ♀, 10. vii. 1993 (M. S. Limbu); Na-Gaon (4,050 m), 1 ♀, 18-19. vii. 1993 (M. S. Limbu).

The female specimen from Nepal figured by Inoue (1982: fig. 24C) as *Entephria punctatissima* (Warren) seems to be referable to this new species.

The genus *Pareulype* Herbulot, established for *Geometra berberata* Denis & Schiffermüller from Europe, is characterized in male genitalia by relatively short, apically expanded labides, medially ridged valva costa, well-sclerotized sacculus bearing a short process at apex, and cornuti consisting of a mass of short spines.

Besides the type species this genus has been considered to comprise *neurbouaria* (Oberthür) from W. China and three species inhabiting Japan and Far Eastern Asia, *taczanowskaria* (Oberthür), *ono*i Inoue and *consanguinea* (Butler). Among them *neurbouaria* and *consanguinea* are strictly congeneric with the type species, while *taczanowskaria* and *ono*i are atypical in male genitalia for the genus, having slender labides, straightish and not ridged valva costa with apical short process, thinly sclerotized sacculus without apical process, and longer and fewer cornuti. Therefore these two species should be excluded from *Pareulype*, though their exact systematic position is unclear.

In this occasion I designate and illustrate the lectotype of *neurbouaria* as follows. Lectotype of *Larentia neurbouaria* Oberthür (Pl. 128: 4), male, labeled "Chasseurs Thibétains, de Tatsien-lou, Été 1896, reçu du R. P. Dejean/SYNTYPE/Ex Oberthür Coll., Brit. Mus. 1927-3./Geometridae genitalia slide No. 3957/*Pareulype neurbouaria* Ob. ♂, Det. J.F. Aubert/J.F. Aubert genitalia prép. 527 ♂, 19. 9. 1957" in BMNH.

***Neotephria ramalaria*** (Felder & Rogenhofer) (Pl. 99: 13)

*Cidaria ramalaria* Felder & Rogenhofer, 1875, *Reise öst. Fregatte Novara* (Zool.) 2: pl. 132, fig. 31. [Inner Himal] Sangda: 1 ♂ 1 ♀, 25. vi-3. vii. 1994.

*Neotephria* was elected by Prout in 1914 for this species as a relative of *Entephria* Hübner, however the male genitalia of the type species (Fig. 564), especially the long and broad anellus lobe with apical stout bristles, and simple valva, do not indicate so close affinity to *Entephria*. It may be related to *Lampropteryx* Stephens as already mentioned by Aubert (1959).

***Euphyia mediovittaria mediovittaria*** (Moore) (Pl. 6: 8)

[Rolwaling Himal] Na-Gaon: 1 ♂, 18-19. vii. 1993.

***Electrophaes aliena*** (Butler) (Pl. 6: 26)

[Inner Himal] Churi Lattar: 1 ♂, 11-13. vii. 1994.

***Venusia conisaria*** Hampson (Pl. 99: 15)*Venusia conisaria* Hampson, 1903, *J. Bombay nat. Hist. Soc.* **14**: 647.

[Rolwaling Himal] Beding: 3♂ 1♀, 17. vii. 1993. [Langtang Himal] Langtang: 2♀, 22. vii. 1992 (K. Suzuki). Kyanjing: 1♀, 23–24. vii. 1992 (K. Suzuki).

***Venusia sikkimensis*** (Elwes) (Pl. 99: 16)*Hydrelia sikkimensis* Elwes, 1893, *Proc. zool. Soc. Lond.* **1893**: 365.

[Rolwaling Himal] Daldung: 1♂, 16. vii. 1993. [Langtang Himal] Langtang: 1♂, 22. vii. 1992 (K. Suzuki); Kyanjing: 1♂ 1♀, 23, 24. vii. 1992 (K. Suzuki).

***Venusia classisigna*** Inoue (Pl. 99: 17)*Venusia classisigna* Inoue, 1987, *Bull. Fac. domest. Sci. Otsu Wom. Univ.* **23**: 225, fig. 56B.

[Rolwaling Himal] Beding: 1♂, 17. vii. 1993.

***Venusia dilecta* sp. n.** (Pl. 99: 18, paratype)

Expanse 20–21 mm. Somewhat similar to *V. limata* Inoue described from Nepal, but slightly larger. Forewing with transverse lines grayish brown, more prominent than in *limata*; postmedian line accompanied proximally with a double fuscous line; discal dot blackish brown. Hindwing with transverse lines pale fuscous brown, more prominent than in *limata*.

Male genitalia (Fig. 565). Valva much longer and slightly more slender than in *limata* (cf. Inoue, 1982: fig. 27C); costa and sacculus as in *limata*.

Female genitalia (Fig. 585). Nearly as in *limata* (cf. Inoue, 1982: fig. 28C), distinguished from it by the sclerotized plate at ductus bursae being shorter, and broader in caudal half.

Holotype. ♂, Rolwaling Himal, Janakpur, Dolakha, Beding (3,600 m), 17. vii. 1993 (M. S. Limbu). Paratype. Rolwaling Himal, Janakpur, Dolakha, Daldung (3,750 m), 1♀, 16. vii. 1993 (M. S. Limbu).

This species and *limata* are characterized in male genitalia by the absence of apical process of sacculus. In the Himalayan region there is, so far as I know, no other species in *Venusia* lacking apical process of sacculus.

***Hydrelia fuscocastanea*** Inoue (Pl. 99: 19)*Hydrelia fuscocastanea* Inoue, 1982, *Bull. Fac. domest. Sci. Otsu Wom. Univ.* **18**: 161, fig. 26P.

[Rolwaling Himal] Daldung: 1♂, 16. vii. 1993.

***Hydrelia controversa*** Inoue (Pl. 99: 20)*Hydrelia controversa* Inoue, 1982, *Bull. Fac. domest. Sci. Otsu Wom. Univ.* **18**: 158, fig. 26E.

[Langtang Himal] Kyanjing: 1♂, 23, 24. vii. 1992 (K. Suzuki).

***Hydrelia subtestacea*** Inoue (Pl. 99: 21)*Hydrelia subtestacea* Inoue, 1982, *Bull. Fac. domest. Sci. Otsu Wom. Univ.* **18**: 159, fig. 26F.

[Rolwaling Himal] Na-Gaon: 1♀, 18–19. vii. 1993. [Langtang Himal] Langtang: 2♂, 22. vii. 1992 (K. Suzuki).

***Hydrelia scotozona* sp. n.** (Pl. 99: 22, holotype)

Expanse 18 mm. Forewing pale gray; transverse lines pale grayish brown; subbasal line straightish; antemedian line double, bluntly angled on vein CuA<sub>2</sub>; postmedian line edged outwardly with pale grayish brown, bluntly angled on vein CuA<sub>1</sub>, then gently arched inwardly to hindmargin; subterminal line double, weakly waved; terminal line fuscous brown, interrupted on veins; discal spot small, fuscous, obscure; cilia whitish. Hindwing grayish

white; postmedian line prominently marked, pale grayish brown, sinuous; subterminal double line obscure, pale grayish brown, slightly waved; terminal line as in forewing, but much paler; discal spot and cilia as in forewing.

Male genitalia (Fig. 566). Similar to those of *H. cingulata* Hampson (cf. Inoue, 1982: Fig. 27F) from Sikkim and Nepal, sharing relatively small valva and broad sacculus without apical process. Valva a little broader; costa nearly as in *cingulata*, but less dilated apically; sacculus broader. Aedeagus much shorter.

Holotype. ♂, Langtang Himal, Bagmati, Kyanjing (3,800 m), 23, 24. vii. 1992 (K. Suzuki).

In appearance this species is distinctive in having pale gray forewing with pale grayish brown shade just outside of postmedian line, and prominent postmedian line on hindwing.

***Hydrelia rhodoptera*** Hampson (Pl. 99: 23)

*Hydrelia rhodoptera* Hampson, 1895, *Fauna Br. India* (Moths) 3: 414.

[Rolwaling Himal] Daldung: 4♂, 16. vii. 1993. Beding: 1♂, 17. vii. 1993. Na-Gaon: 1♂, 18–19. vii. 1993. [Inner Himal] Muktinath: 1♂, 25–27. v. 1993.

***Hydrelia rubrilinea*** Inoue (Pl. 99: 24)

*Hydrelia rubrilinea* Inoue, 1987, *Bull. Fac. domest. Sci. Otsu Wom. Univ.* 23: 229, fig. 56F.

[Rolwaling Himal] Dhungeni: 1♂, 10. vii. 1993. Beding: 1♂, 17. vii. 1993.

***Hydrelia ornata*** (Moore) (Pl. 68: 21)

[Langtang Himal] Langtang: 1♂, 22. vii. 1992 (K. Suzuki).

***Hydrelia lineata*** (Warren) (Pl. 99: 25)

*Autallacta lineata* Warren, 1893, *Proc. zool. Soc. Lond.* 1893: 365.

[Langtang Himal] Langtang: 1♂, 22. vii. 1992 (K. Suzuki).

***Hydrelia marginepunctata*** Warren (Pl. 99: 26)

*Hydrelia marginepunctata* Warren, 1893, *Proc. zool. Soc. Lond.* 1893: 364.

[Rolwaling Himal] Beding: 1♀, 17. vii. 1993. [Langtang Himal] Kyanjing: 1♂, 23–24. vii. 1992 (K. Suzuki).

***Hydrelia rubricosta*** Inoue (Pl. 100: 1)

*Hydrelia rubricosta* Inoue, 1982, *Bull. Fac. domest. Sci. Otsu Wom. Univ.* 18: 161, fig. 26Q.

[Rolwaling Himal] Beding: 1♀, 17. vii. 1993.

***Laciniodes plurilinearia*** (Moore) (Pl. 6: 34)

[Langtang Himal] Langtang: 1♂, 22. vii. 1992 (K. Suzuki).

***Horisme plurilineata*** (Moore) (Pl. 100: 9)

*Phibalapteryx plurilineata* Moore, 1888, in Hewitson & Moore, *Descr. new Indian lepid. Insects Colln late Mr Atkinson*: 273.

[Inner Himal] Muktinath: 2♂, 25–27. v. 1993.

ENNOMINAE

***Oxymacaria penumbrata nepalensis*** (Inoue) (Pl. 100: 12)

*Heterocallia penumbrata nepalensis* Inoue, 1987, *Bull. Fac. domest. Sci. Otsu Wom. Univ.* 23: 255, fig. 73B.

[Langtang Himal] Langtang: 1♂, 22. vii. 1992 (K. Suzuki).

***Anonychia lativitta*** (Moore) (Pl. 70: 5)

[Rolwaling Himal] Beding: 1 ♀, 17. vii. 1993. [Inner Himal] Churi Lattar: 1 ♂, 11–13. vii. 1994.

***Biston falcata*** (Warren) (Pl. 70: 14)

[Langtang Himal] Langtang: 1 ♂, 22. vii. 1992 (K. Suzuki).

***Biston brevipennata*** Inoue (Pl. 100: 16)

*Biston brevipennata* Inoue, 1982, *Bull. Fac. domest. Sci. Otsuma Wom. Univ.* **18**: 176, figs 40E.

[Langtang Himal] Kyanjing: 1 ♂, 23, 24. vii. 1992 (K. Suzuki).

***Biston betularia nepalensis*** Inoue (Pl. 100: 17)

*Biston betularia nepalensis* Inoue, 1982, *Bull. Fac. domest. Sci. Otsuma Wom. Univ.* **18**: 175, figs 40A, B.

[Inner Himal] Muktinath: 4 ♂, 25–27. v. 1993. Sangda: 1 ♂ 1 ♀, 25. vi–3. vii. 1994.

***Micrabraxas melanodonta*** (Hampson) (Pl. 71: 5)

[Rolwaling Himal] Daldung: 1 ♂, 16. vii. 1993. Beding: 1 ♂, 17. vii. 1993.

***Micrabraxas grandis* sp. n.** (Pl. 100: 18, holotype)

Expanse 35–37 mm. Somewhat similar in appearance to *M. incolorata* (Warren) (Pl. 71: 4) from Sikkim and Nepal, but much larger (expanse 31–35 mm in *incolorata*). Forewing pale gray, clouded and irrorated with fuscous brown, not tinged with greenish as in *incolorata*; ante- and postmedian fasciae brown, relatively obscure as in *incolorata*; subterminal fascia represented by a row of fuscous, obscure vein dots; terminal line represented by a series of blackish dots between veins as in *incolorata*, but rather weakly marked; discal spot fuscous brown, rather prominent. Hindwing more sparsely irrorated with grayish brown than in *incolorata*; terminal line as in forewing.

Male genitalia (Fig. 569). Uncus relatively small, with a pair of small, trigonate lateral lobes, while in *incolorata* (Fig. 570) it is bilobed, with a pair of thorn-like processes. Gnathos with central process shorter, much more slender in apical half. Valva broader, particularly at middle and at cucullus; sacculus bearing a short process at apex, which is not seen in *incolorata*. Aedeagus shorter, without subapical trigonate process of *incolorata*; vesica shorter and broader, with a stout, rather strongly sclerotized cornutus apically.

Holotype. ♂, Khumbu Himal, Sagarmatha Solukhumbu, Syangboche (3,880 m), 17–20. v. 1993 (T. Haruta). Paratypes. Same data as holotype, 2 ♂; same locality, 1 ♂, 20. v. 1993 (S. Niitsu).

The large expanse and grayish color of forewing make this species rather unmistakable.

***Micrabraxas lenis* sp. n.** (Pl. 100: 19, holotype)

Expanse 31 mm. In forewing, color and markings nearly identical with those of *incolorata*, but more lustrous and clearly marked; subterminal spots lunulate rather than dash-like or trigonate. Hindwing as in *incolorata*.

Male genitalia (Fig. 571). Uncus rather small as in *grandis*, bilobed apically with relatively deep central cleft. Central process of gnathos short, but stout as in *incolorata*. Valva short; cucullus rather slender as in *incolorata*; sacculus without apical process as in *incolorata*, but much shorter. Aedeagus nearly as in *grandis*; vesica short and broad, with a basal group of short spines and an apical trigonate cornutus.

Holotype. ♂, Ganesh Himal, Bagmati, Yuli Karka, 12–13. v. 1993 (T. Haruta).

The genus *Micrabraxas* Butler, confined to the Himalayan region in distribution, consists of 10 species including above two new species. Among them, preceding three species and *melanodonta* (Hampson) (Pl. 71: 5) show rather similar appearance to one another, and are considered to represent a natural species group characterized in male genitalia by the gnathos with a long and stout central process, the valva costa bearing a stout spine at middle, and the ventral margin of valva smooth or with a rather short process. Although I have not yet examined *punctigera* Butler described from Dharmsala, N. W. India, the type species of the genus, from the similarity in appearance (a photograph of holotype taken by Dr Inoue examined) to *incolorata* it seems to belong to this group. In the remaining species (except *anisonoma* Prout from Myanmar, not examined), the gnathos has much shorter central process, the valva costa lacks median spine, and the ventral margin of valva bears a long, thorn-like process.

***Odontopera urania*** (Wehrli) (Pl. 72: 9)

[Rolwaling Himal] Na-Gaon: 2♂, 18-19, vii. 1993. [Inner Himal] Muktinath: 1♂1♀, 25-27. v. 1993; 2♀, 6-7. vii. 1994. Churi Lattar: 1♂, 11-13. vii. 1994.

***Odontopera veneris*** Inoue (Pl. 100: 20)

*Odontopera veneris* Inoue, 1987, *Bull. Fac. domest. Sci. Otsuma Wom. Univ.* **23**: 251, fig. 71A. [Inner Himal] Muktinath: 15♂, 25-27. v. 1993. Sangda: 2♂, 25. vi-3. vii. 1994.

***Opisthograptis tridentifera*** (Moore) (Pl. 72: 4)

[Rolwaling Himal] Daldung: 3♂, 16. vii. 1993. Na-Gaon: 1♂, 18-19, vii. 1993. [Langtang Himal] Langtang: 1♂, 22. vii. 1992 (K. Suzuki). [Inner Himal] Thorong Phedi: 4♂, 10. vii. 1994.

***Opisthograptis sulphurea*** (Butler) (Pl. 72: 5)

[Langtang Himal] Langtang: 1♂, 22. vii. 1992 (K. Suzuki).

***Opisthograptis rumiformis*** (Hampson) (Pl. 101: 5)

*Venilia rumiformis* Hampson, 1902, *J. Bombay nat. Hist. Soc.* **14**: 498, Pl. C, fig. 2. [Rolwaling Himal] Beding: 1♀, 17. vii. 1993.

***Opisthograptis mimulina*** (Butler) (Pl. 101: 6)

*Rumia mimulina* Butler, 1886, *Proc. zool. Soc. Lond.* **1886**: 388. [Langtang Himal] Langtang: 1♀, 22. vii. 1992 (K. Suzuki). [Inner Himal] Muktinath: 1♂, 25-27. v. 1993. Dhung: 1♀, 24. vi. 1994. Churi Lattar: 6♂5♀, 11-13. vii. 1994.

***Hetelorochoa epicyrta*** Fletcher (Pl. 101: 7)

*Hetelorochoa epicyrta* Fletcher, 1961, *Veröff. zool. StSamml. Münch.* **6**: 173, pl. 17, fig. 20. [Inner Himal] Churi Lattar: 2♂, 11-13. vii. 1994.

This species was described from Nepal. The specimens secured from Churi Lattar show somewhat different appearance, particularly the course of antemedian line on forewing, from the figure of male paratype shown in the original description. However, another male paratype in ZSM (examined) is entirely identical both in appearance and genitalia (Fig. 584) with the Churi Lattar specimens.

***Loxaspilates hastigera*** (Butler) (Pl. 101: 10)

*Aspilates hastigera* Butler, 1889, *Illust. typical Specimens lepid. Heterocera Colln Br. Mus.* **7**: 112, pl. 137, fig. 4. [Rolwaling Himal] Daldung: 1♂, 16. vii. 1993. Beding: 1♀, 17. vii. 1993.

***Loxaspilates unidiluta*** Inoue (Pl. 101: 8)

*Loxaspilates unidiluta* Inoue, 1987, *Bull. Fac. domest. Sci. Otsu Univ.* **23**: 269, fig. 80B.  
[Rolwaling Himal] Beding: 1 ♀, 17. vii. 1993.

***Loxaspilates atrisquamata*** Hampson (Pl. 101: 9)

*Loxaspilates atrisquamata* Hampson, 1907, *J. Bomby nat. Hist. Soc.* **18**: 31.  
[Khumbu Himal] Syangboche: 2 ♂, 17-20. v. 1993. Dole (4,100m): 1 ♂, 19. v. 1993 (S. Niitsu).

**Addenda to Parts 1-3**

## GEOMETRINAE

***Pingasa aigneri pallida*** subsp. n. (Pl. 97: 3, holotype)

Both wings less greenish than in nominate subsp. *aigneri* Prout from Japan, being less densely covered with grayish green scales. In underside, broad subterminal fuscous band present in *aigneri* replaced by a faint, fuscous costal shade on forewing; discal dot faint in forewing, absent in hindwing.

Male genitalia (Fig. 573). Costal process of valva broader than in *aigneri* (Fig. 572); ventral process of valva more slender, not expanded as in *aigneri*.

Holotype. ♂, Godavari, 17. iii. 1993 (M. S. Limbu). Paratypes. Godavari: 1 ♂, 24. ii. 1992; 1 ♂, 9. iv. 1992. Mt Phulchouki, 1 ♂, 23. iii. 1992; 1 ♀, 9. iv. 1992.

*Pingasa aigneri* Prout has hitherto been known as an endemic species to Japan.

***Actenochroma muscicoloraria*** (Walker) (Pl. 97: 4)

*Hypochroma muscicoloraria* Walker, [1863], *List Specimens lepid. Insects Colln Br. Mus.* **26**: 1543.  
[Kosi] Pheksinda: 1 ♀, 7-12. v. 1994.

***Agathia lycaenaria lycaenaria*** (Kollar) (Pl. 97: 6)

*Geometra lycaenaria* Kollar, [1844], in Hügel, *Kaschmir und das Reich Siek* **4**: 486.  
[Mechi] Godok: 1 ♂, 8-17. x. 1993.

***Chloromachia albisparsa*** (Walker) (Pl. 97: 7)

*Thalera albisparsa* Walker, 1861, *List Specimens lepid. Insects Colln Br. Mus.* **22**: 600.  
[Kosi] Pheksinda: 1 ♂, 7-12. v. 1994.

***Chlorozancla falcatus*** (Hampson) (Pl. 97: 8)

*Tanaorrhinus* [sic] *falcatus* Hampson, 1895, *Fauna Br. India* (Moths) **3**: 494.  
[Mechi] Godok: 2 ♀, 8-17. x. 1993.

The monotypic and little known genus *Chlorozancla* Prout appears to be closest to *Mixochlora* Warren in male genitalia (Fig. 577), differing only in the gnathos with a long and slender central process instead of a short, tongue-shaped one in *Mixochlora* (cf. Inoue, 1961: fig. 78), and simple valva which in *Mixochlora* is decorated with groups of short and stout spines medially and along dorsal margin of sacculus. The female genitalia of *Chlorozancla* are characterized by the extremely elongate corpus bursae.

The type species, *falcatus* (Hampson), was described from Sikkim, and has been known to inhabit S. India. Besides the Nepalese specimens I examined a male from C. Thailand: Tak, Muzng, Lan Sang Natn. Pk (350 m), 1. ix. 1987 (M. Owada).

***Berta chrysolineata chrysolineata*** Walker (Pl. 97: 13)

*Berta chrysolineata* Walker, [1863], *List Specimens lepid. Insects Colln Br. Mus.* 26: 1621.  
[Kosi] Pheksinda: 3♂ 1♀, 7-12. v. 1994.

***Comibaena apicipicta*** Prout (Pl. 97: 2)

*Comibaena apicipicta* Prout, 1912, in Wytzman, *Genera Insect.* 129: 101.  
[Janakpur] Deolari: 1♂, 28. v-2. vi. 1994.

LARENTIINAE

***Sauris interruptata*** (Moore) (Pl. 97: 15)

*Remodes interruptata* Moore, 1888, in Hewitson & Moore, *Descr. new Indian lepid. Insects Colln late Mr Atkinson:* 270.  
Godavari: 1♂, 27. ii. 1992.

***Teinoloba* gen. n.**

Type species: *Teinoloba perspicillata* sp. n.

Antenna simple in both sexes. In male fore leg with a hair-tuft at femoro-tibial joint. Hind tibia with two pairs of spurs in both sexes. Forewing with termen oblique; veins R<sub>1</sub> and R<sub>2</sub> stalked; vein R<sub>2</sub> anastomosing with veins R<sub>3-5</sub> to form single areole; vein M<sub>1</sub> arising from areole; vein CuA<sub>1</sub> arising before lower angle of cell. Hindwing relatively small; veins M<sub>1</sub> and R<sub>5</sub> on a long stalk; discocellulars highly angled; vein CuA<sub>1</sub> absent in male (only one male examined).

Male genitalia (Fig. 574). Uncus stick-like with bluntly pointed apex. Valva simple, relatively long, bilobed at apex; costa and sacculus lightly sclerotized; saccus short and flattened. Anellus lobe relatively long. Aedeagus rather short and broad, lacking cornutus.

Female genitalia (Fig. 576). Ductus bursae rather short, lightly sclerotized. Corpus bursae membranous, elongate, gradually narrowed towards cephalic end; signa of two round sclerites.

The present new genus, consisting only of the type species, has unclear affinity with known genera. The absence of vein CuA<sub>1</sub> in male hindwing is, if it is certain not to be derived from individual aberration, very characteristic. The character state is, so far as I know, not seen in any larentiine genera except some species of *Sauris* Butler, such as *abnormis* Moore and *ignobilis* Butler. However, in the case of *Sauris* species it is caused by a modification of the base of hindwing forming a vesicular lobe.

***Teinoloba perspicillata* sp. n.** (Pl. 97: 16, paratype)

Expanse 23-24 mm. Wings pale ochreous brown with characteristic, large, pale grayish blue patches surrounded by white. Forewing with basal patch small; subbasal patch represented by a transverse row of small spots; median patch large, nearly quadrate, accompanied with a small one anteriorly; apical patch large, round, with a very small spot posteriorly; cilia concolorous with ground color. Hindwing with basal patch small; median patch large, nearly triangular; terminal patch relatively large, elliptical; cilia as in forewing.

Male and female genitalia. As described for the genus.

Holotype. ♂, Godavari, 1. iv. 1991. Paratypes. Godavari, 1♀, 28. iv. 1991. Mt Phulchouki, 1♀, 6. iv. 1992 (K. Tamang).

***Triphosa pallescens*** Warren (Pl. 97: 19)

*Triphosa pallescens* Warren, 1896, *Novit. zool.* 3: 387.



Mt Phulchouki: 1♂1♀, 2. iii. 1992; 1♀, 2-3. vii. 1987 (T. Miyashita).

This species was originally described from Kumaon, and has been known to range also in Punjab (Prout, 1941). The Godavari specimens are identical with the female holotype examined (erroneously stated as male in the original description) both in appearance and genitalia.

***Rheumaptera dubiosata*** (Walker) (Pl. 6: 12, as *tremodes*; Pl. 98: 1)

*Scotocia dubiosata* Walker, 1862, *List Specimens lepid. Insects Colln Br. Mus.* 25: 1352.

Godavari: 1♂, 28. iii. 1990; 1♀, 29. ix. 1991; 1♂, 29. ii. 1992; 3♂, 2-9. iii. 1992; 4♂8♀, 22-30. iii. 1992. Mt Phulchouki: 1♀, ii. 1992; 1♂2♀, iii. 1992. [Janakpur] Jiri: 1♂, 25. iv. 1992. [Kosi] Basantapur: 1♂1♀, 15-16. iii. 1993.

This species, erroneously recorded as *Rh. tremodes* (Prout) in part 1, is separable from *tremodes* in appearance by smaller expanse, absence of hair tuft on the hindmargin of hindwing underside, rather uniformly dark forewing with more obscure transverse fasciae, and in the genitalia by longer and more slender uncus, longer process of sacculus, and number of cornuti in male (Fig. 542: *dubiosata*; Fig. 544: *tremodes*), broader ductus bursae with two lateral band-like sclerite in female (Fig. 555: *dubiosata*; Fig. 557: *tremodes*).

*Rh. tremodes* and its relatives, inhabiting chiefly the Himalayas and W. China, show somewhat similar appearance to one another, and it seems difficult to identify them correctly based only on the original descriptions and the figures shown by Prout (1937, 1941). In this occasion I show the figures of following five type specimens and their genitalia of *Rheumaptera* species housed in BMNH.

***Rheumaptera tremodes*** (Prout) (Pl. 128: 11, holotype)

*Calocalpe tremodes* Prout, 1941, in Seitz, *Gross-Schmett. Erde* 12: 328, pl. 34, row a.

Type material examined. Holotype ♂, Sikkim, Tonglo, 10,000 ft., vii. 1886 (H. J. Elwes).

Male genitalia (Fig. 544). Uncus broad, with nearly truncate apex. Apical process of sacculus short. Aedeagus vesica with two groups of long and stout cornuti.

This and the following three species, originally described in *Calocalpe*, have a hair tuft on the hindmargin of hindwing underside.

***Rheumaptera anestia*** (Prout) (Pl. 128: 7, holotype)

*Calocalpe anestia* Prout, 1941, in Seitz, *Gross-Schmett. Erde* 12: 328, pl. 34, row a.

Type material examined. Holotype ♂, N. India, Khasis.

Male genitalia (Fig. 549). Uncus broader than in *tremodes*. Apical process of sacculus relatively short, but slightly longer than in *tremodes*, with sharply pointed apex. Aedeagus vesica nearly as in *tremodes* (as the vesica is not everted in the genitalia slide of holotype, it is impossible to observe in detail).

***Rheumaptera titubata*** (Prout) (Pl. 128: 6, holotype)

*Calocalpe titubata* Prout, 1941, in Seitz, *Gross-Schmett. Erde* 12: 329, pl. 34, row a.

Type material examined. Holotype ♂, Sikkim, Yatong (Birgham).

Male genitalia (Fig. 543). Easily distinguished from the preceding two species by the uncus gradually narrowed towards bluntly pointed apex, long apical process of sacculus, and a single cornutus of aedeagus.

***Rheumaptera valentula*** (Prout) (Pl. 128: 8, holotype)

*Calocalpe valentula* Prout, 1941, in Seitz, *Gross-Schmett. Erde* 12: 329, pl. 34, row a.

Type material examined. Holotype ♂, [W. China], Ta-t sien-lou (Chasseurs de P. Déjean).

Male genitalia (Fig. 548). Uncus longer than in *tremodes*, with roundish apex. Apical process of sacculus long as in *titubata*. Aedeagus vesica with the distal cornuti consisting of only several short spines.

*Rheumaptera luteimedia* (Prout), **comb. n.** (Pl. 128: 10, holotype)

*Triphosa luteimedia* Prout, 1941, in Seitz, *Gross-Schmett. Erde* 12: 327, pl. 33, row h.

Type material examined. Holotype ♂, [W. China], Ta-t sien-lou, v-vi. 1892 (Chasseurs Thibetains).

Male genitalia (Fig. 547). Uncus a little more slender than in *tremodes*. Apical process of sacculus extremely short. Aedeagus vesica with cornuti similar to those of *valentula*, but proximal (distal in the figure of not everted vesica) ones fewer in number.

The male genitalia show that *luteimedia* has closest affinity with *Rh. confusaria* (Leech) (Fig. 546), slightly differing only in the shape of uncus and cornuti.

This and the following species, formerly assigned to *Triphosa* Stephens, have no hair tuft on the hindwing underside.

*Rheumaptera tremulata multilinearia* (Leech), **comb. n.** (Pl. 128: 9, holotype)

*Scotosia multilinearia* Leech, 1897, *Ann. Mag. nat. Hist* (6) 19: 555.

Type material examined. Holotype ♂, [China], Che-tow, 11,070 ft., vii-viii. 1890.

Male genitalia (Fig. 551). Similar to those of *valentula*. Uncus slightly broader with more acutely pointed apex. Apical process of sacculus a little shorter. Aedeagus vesica with both proximal and distal cornuti more in number.

Prout (1937) presumed the type locality of *tremulata* (Guenée) (not exactly stated in the original description) as Kumaon, N. W. India, and treated *multilinearia* as a W. Chinese subspecies of the former. As I was not able to examine the type material of *tremulata*, it is not evident for me whether these two taxa are strictly conspecific or not. There is an unidentified male specimen from C. Nepal (Pl. 98: 10) similar in appearance to the holotype of *multilinearia* and the figure of *tremulata* in Prout (1937), but it shows a distinctive feature from *multilinearia* in male genitalia (Fig. 550): uncus narrowed towards blunt apex; apical process of sacculus shorter. I think that the specimen may be referable to *tremulata*.

*Rheumaptera desolata* sp. n. (Pl. 98: 2, holotype)

Expanse 32 mm in male, 36 mm in female. A hair tuft present on hindwing underside. Similar to *Rh. tremodes* (Prout). Forewing with postmedian fascia more prominent than in *tremodes*; subterminal line relatively distinct, strongly undulate, while in *tremodes* it is rather faint, slightly sinuous, obsolete in posterior half, leaving two white spots between veins  $M_3$  and  $CuA_1$ , and just posterior to vein  $CuA_2$ . Hindwing with costal white area broader; postmedian fascia more conspicuous; subterminal line more sinuous than in *tremodes*.

Male genitalia (Fig. 545). Uncus much broader than in *tremodes* (Fig. 544). Apical processes of sacculus much longer. Aedeagus vesica with cornuti fewer in number, distal ones longer, proximal ones much shorter than in *tremodes*.

Female genitalia (Fig. 556). Similar to those of *tremodes* (Fig. 557), sharing thinly sclerotized ductus bursae and rather small membranous corpus bursae with a small signum, but distinguished by having a pair of belt-like, scobinate sclerites in ductus bursae bilaterally, left one much shorter and narrower than right one.

Holotype. ♂, Nr Kathmandu, Mt Siwapuri, Okhureni (2,000 m), 6. x. 1981 (M. Owada).

Paratypes. Same data as holotype, 1 ♂. Nr Kathmandu, Mt Siwapuri (2,650 m), 1 ♀, 7. x. 1981 (M. Owada). Janakpur, Bonch (2,000 m), 1 ♀, 29. x. 1986 (S. Sakurai).

***Rheumaptera titubata*** (Prout) (Pl. 98: 6)

*Calocalpe titubata* Prout, 1941, in Seitz, *Gross-Schmett. Erde*. 12: 329, pl. 34, row a.

[Sagarmatha] Thaktok: 1 ♂, 22. v. 1993.

***Ecliptopera furva*** (Swinhoe) (Pl. 99: 14)

*Cidaria furva* Swinhoe, 1891, *Trans. ent. Soc. Lond.* 1891: 494.

[Kosi] Pheksinda: 1 ♀, 7–12. v. 1994.

***Microlygris porphyriata*** (Moore) (Pl. 99: 12)

*Eustroma porphyriata* Moore, 1888, in Hewitson & Moore, *Descr. new Indian lepid. Insects Colln late Mr Atkinson*: 276.

[Janakpur] Jiri: 1 ♀, 25–26. v. 1994. [Sagarmatha] Dagchu: 1 ♂, 23–24. v. 1993.

***Psilocambogia memorata*** (Walker) (Pl. 100: 2)

*Pomasia memorata* Walker, 1861, *List Specimens lepid. Insects Colln Br. Mus.* 22: 657.

[Janakpur] Jiri: 1 ♂, 30. xii. 1993 (K. Suzuki).

***Xenoclystia nigroviridata*** (Warren) (Pl. 100: 3)

*Chloroclystis nigroviridata* Warren, 1896, *Novit. zool.* 3: 124.

Godavari: 1 ♀, 26. vi. 1990. Mt Phulchouki: 1 ♂, 17. viii. 1993 (H. Nakajima).

This species was transferred from *Chloroclystis* Hübner to *Xenoclystia* Warren by Prout (1926) with some suspicion. From the male genitalia (Fig. 578), it is evident that this species does not belong to *Chloroclystis* as treated by Prout (1926). However, the exact systematic position of *nigroviridata* is still unclear because of the insufficient knowledge on the genitalia of *Xenoclystia* and its related genera, such as *Desmoclystia* Prout and *Piercia* Janse. I can at present only indicate that *nigroviridata* has close affinity with *Piercia yui* Inoue from Taiwan.

***Rhinoplora palpata*** (Walker) (Pl. 100: 4)

*Cidaria palpata* Walker, 1862, *List Specimens lepid. Insects Colln Br. Mus.* 25: 1404.

Godavari: 1 ♂, 14. iv. 1990. [Janakpur] Basantapur: 2 ♀, 15–16. iii. 1993.

***Chloroclystis filicata*** (Swinhoe) (Pl. 100: 5)

*Eupithecia filicata* Swinhoe, 1892, *Trans. ent. Soc. Lond.* 1892: 1.

[Janakpur] Suri Dovan: 1 ♀, 22. vii. 1993.

***Chloroclystis rubrinotata*** (Warren) (Pl. 100: 6)

*Eupithecia rubrinotata* Warren, 1893, *Proc. zool. Soc. Lond.* 1893: 384.

[Janakpur] Riggi Su, 1 ♀, 15. vii. 1993.

***Chloroclystis trichophora*** Hampson (Pl. 100: 7)

*Chloroclystis trichophora* Hampson, 1893, *Fauna Br. India (Moths)* 3: 393.

Godavari: 1 ♀, 15. ii. 1992; 1 ♂, 27. ii. 1992; 1 ♀, 2. iii. 1992; 1 ♀, 15. ii. 1993; 1 ♂, 19. iii. 1993. [Janakpur] Jiri: 1 ♂, 20–22. iii. 1993.

***Calluga costalis*** Moore (Pl. 100: 8)

*Calluga costalis* Moore, [1887], *Lepid. Ceylon.* 3: 480, pl. 206, fig. 1.

Mt Phulchouki: 1 ♂, 2. vii. 1990.

## ENNOMINAE

***Prometopidia conisaria*** Hampson (Pl. 100: 11)

*Prometopidia conisaria* Hampson, 1902, *J. Bombay nat. Hist. Soc.* **14**: 509.

Godavari: 1♂, 10. i. 1992; 1♂, 27. ii. 1992; 2♂, 2. iii. 1992; 1♀, 16. iii. 1992. Mt Phulchouki: 1♂, 2. iii. 1992; 1♂, 17. iii. 1992; 1♂, 19. iii. 1992.

Other material examined. Lectotype ♂, here designated (Pl. 128: 5), labeled "Narkundah, H. McArthur Coll, April, 1888 / *Prometopidia conisaria* Hampson, type ♂ / Type / SYNTYPE / Leech Coll. 1900-64" in BMNH. N. W. India, Simla, 1♀, vii. (ZFMK); Simla, 7,000 ft., 2♀, (A. E. Jones) (BMNH).

The monotypic genus *Prometopidia* Hampson was originally placed between *Boarmia* Treitschke and *Medasina* Moore [Boarmiini], but is apparently considered to be related to *Lomographa* Hübner [Baptini] from the genitalia of both sexes. In particular the female genitalia of *Prometopidia* show a close resemblance to those of *Aleucis* Curtis, currently treated as a subgenus of *Lomographa*, in having large ovipositor densely covered with very long hair, and very wide but short, strongly sclerotized 8th abdominal segment.

The male genitalia (Fig. 579) show not so distinctive character from *Lomographa*, differing only in the simple juxta, a little more well-sclerotized gnathos, and aedeagus vesica with a group of short spines. The female (Fig. 575) is characterized by the 7th sternite with caudal roundish sclerite which is notched mesally and densely covered with bristles.

*P. conisaria* has not been recorded from outside of the type locality, Kashmir. The Godavari specimens are slightly different from the male lectotype in having larger expanse and the transverse lines more prominent. However the male genitalia indicate no significant difference between them. In addition, three female from Simla, N. W. India are slightly smaller in size than lectotype male with somewhat paler appearance, but have the genitalia almost identical with those of Godavari females.

***Tasta reflexa*** Swinhoe (Pl. 100: 10)

*Tasta reflexa* Swinhoe, 1902, *Ann. Mag. nat. Hist.* (7) **9**: 415.

[Mecha] Godok: 1♂, 11-18. vi. 1993.

***Hypulia dirempta*** (Walker) (Pl. 100: 21)

*Thalera dirempta* Walker, 1861, *List Specimens lepid. Insects Colln Br. Mus.* **22**: 595.

[Mecha] Godok: 1♀, 11-18. vi. 1993.

***Plutodes costatus*** (Butler) (Pl. 100: 15)

*Garaeus costatus* Butler, 1886, *Illust. typical Specimens lepid. Heterocera Colln Br. Mus.* **6**: 53, pl. 114, fig. 4.

[Kosi] Pheksinda: 1♀, 7-12. v. 1994.

***Eurytaphria undilineata*** Warren (Pl. 100: 14)

*Eurytaphria undilineata* Warren, 1893, *Proc. zool. Soc. Lond.* **1893**: 410.

Godavari: 1♀, 12. vi. 1992.

***Pareclipsis umbrata umbrata*** (Warren) (Pl. 100: 22)

*Spilopera umbrata* Warren, 1894, *Novit. zool.* **1**: 403.

[Kosi] Pheksinda: 1♂, 7-12. v. 1994.

***Oxymacaria maculosata*** (Warren) (Pl. 100: 13)

*Semiothisa maculosata* Warren, 1896, *Novit. zool.* **3**: 141.

[Sagarmatha] Mahavir: 1♂, 26. v. 1993.

***Eilicrinia flava*** (Moore) (Pl. 100: 23)

*Noreia flava* Moore, 1888, in Hewitson & Moore, *Descr. new Indian lepid. Insects Colln late Mr Atkinson*: 233, pl. 8, fig. 2.

[Kosi] Pheksinda: 1♂, 7–12. v. 1994.

***Hypochrosis hyadaria hyadaria*** Guenée (Pl. 101: 1)

*Hypochrosis hyadaria* Guenée, 1857, in Boisduval & Guenée, *Hist. nat. Insectes* (Lépid.) **10**: 537

[Mehi] Godok: 1♂, 11–18. vi. 1993. [Kosi] Pheksinda: 1♂, 21. vii. 1991; 1♂, 7–12. v. 1994.

***Hypochrosis abstractaria*** (Walker) (Pl. 12: 12, as *hyadaria*; Pl. 101: 2, 3)

*Lagyra*? *abstractaria* Walker, [1893], *List Specimens lepid. Insects Colln Br. Mus.* **26**: 1485.

Godavari: Many specimens from February to December. Mt Phulchouki: 3♂2♀, 4. viii. 1991. [Mehi] Hang-Pang: 2♂, 12–14. iv. 1993. [Janakpur] Suri Dovan: 1♂, 22. vii. 1993. Jiri: 1♂, 3. vi. 1992. Tama Kosi: 2♀, 23. x. 1991.

Confusing this and the preceding species I recorded this species as *hyadaria* in part 1 of this series. In addition to the difference in appearance (forewing greenish in *hyadaria*, brownish in *abstractaria*) this species is distinguished in male genitalia (Fig. 581) by the much longer costal process of valva (for *hyadaria* see Holloway, 1993: fig. 8).

Moreover I found a further species from Nepal and Thailand, similar in appearance to *abstractaria* but evidently distinct in the genitalia, which is described below as new species.

***Hypochrosis amaurospila* sp. n.** (Pl. 101: 4, holotype)

Expanse 25–30 mm. Similar to dark form of *abstractaria*. Forewing more densely irrorated with fuscous. Hindwing with apical area pale yellowish white, not tinged with reddish as in *abstractaria*.

Male genitalia (Fig. 580). Uncus slightly shorter than in *abstractaria* (Fig. 581), with apical expansion broader, fan-shaped. Apical process of valva costa shorter, much more slender than in *abstractaria*. Aedeagus as in *abstractaria*.

Holotype. ♂, Godavari, 14. ix. 1992. Paratypes. Godavari: 2♂, 2–6. vi. 1987 (T. Miyashita); 1♂, 15. v. 1991; 1♂, 1. viii. 1991; 1♂, 3. ix. 1991; 3♂, 25. ix–3. x. 1991; 1♂, 18. vi. 1992; 4♂, 14–27. ix. 1992. Kosi, Pheksinda: 4♂, 14. vii. 1990; 1♂, 9. vii. 1992; 2♂, 22. vii. 1992; 1♂, 6–13. v. 1994. Thailand, Chiang Mai, Doi Pui, 1,450 m, Phu Phing Palace, 2♂, 7–9. ix. 1987 (M. Owada); Chiang Mai, Fang, Doi Angkhang, 1,350 m, 2♂, 10–12. ix. 1987 (M. Owada).

***Phoenix iris*** Butler (Pl. 100: 24)

*Phoenix iris* Butler, 1880, *Ann. Mag. nat. Hist.* (5) **6**: 122.

[Mehi] Godok: 2♂, 8–17. x. 1993.

***Monocerotesa radiata*** (Warren) (Pl. 101: 11)

*Chiasmia radiata* Warren, 1897, *Novit. zool.* **4**: 82.

[Kosi] Pheksinda: 1♂1♀, 7–12. v. 1994.

***Xerodes ypsaria*** Guenée (Pl. 101: 12)

*Xerodes ypsaria* Guenée, 1857, in Boisduval & Guenée, *Hist. nat. Insectes* (Lépid.) **9**: 291.

[Kosi] Pheksinda: 1♀, 7–12. v. 1994.

### Abbreviations

BMNH: The Natural History Museum, London.

ZFMK: Zoologisches Forschungsinstitut und Museum Alexander Koenig, Bonn.

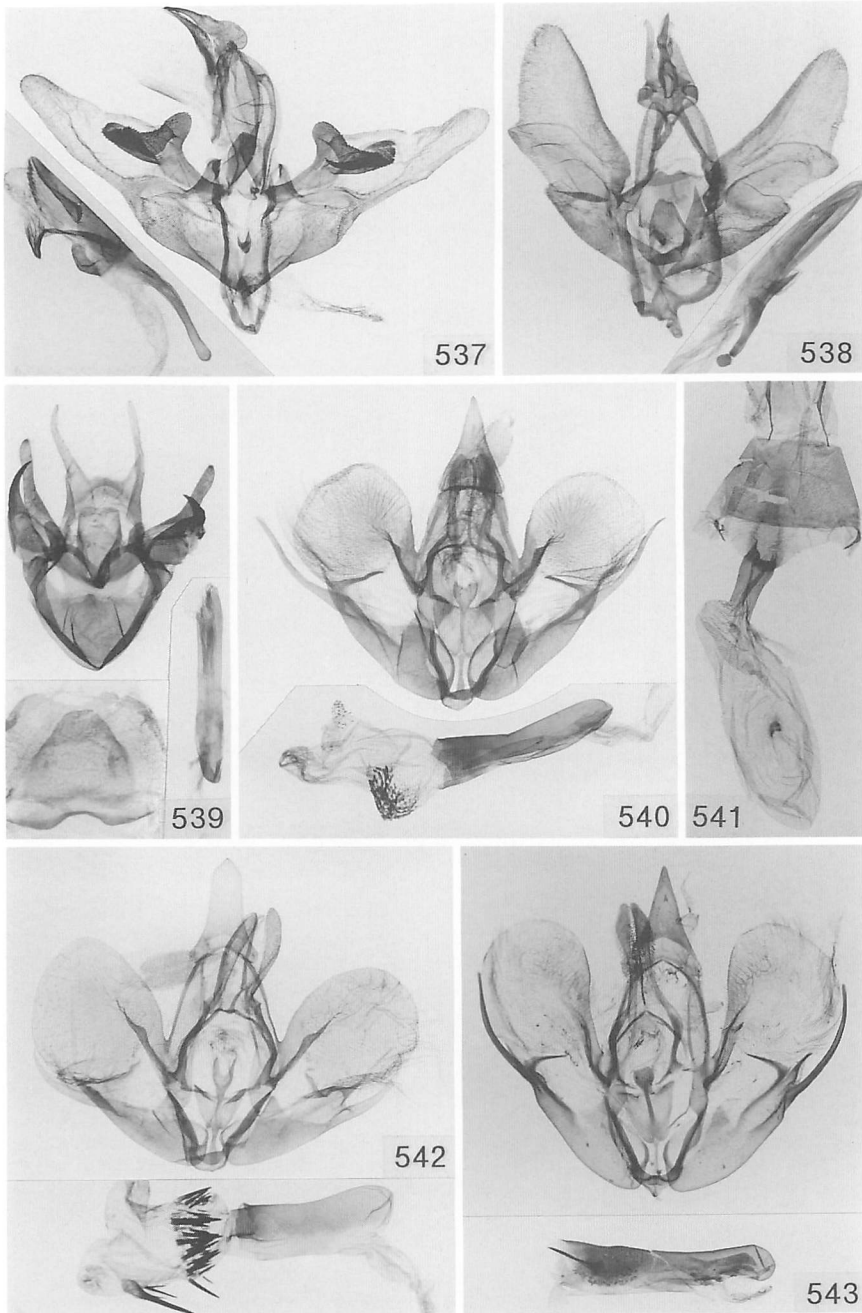
ZSM: Zoologische Staatssammlung, Munich.

### Acknowledgements

I am much indebted to Mrs L. M. Pitkin and Miss K. Buckmaster, The Natural History Museum, London, and Dr A. Hausmann, Zoologische Staatssammlung, Munich, for the loan of type material. My thanks are due to Dr D. Stüning, Zoologisches Forschungsinstitut und Museum Alexander Koenig, Bonn, Messrs S. Niitsu, K. Suzuki and H. Nakajima for their kindness in offering material.

### References


- Aubert, J. F., 1959. Les géométrides paléarctiques du genre *Entephria* Hb. *Z. wien. ent. Ges.* **44**: 177-209, pls 17-22.
- Holloway, J. D., 1993. *The Moths of Borneo*. Part 11 (Ennominae). Kuala Lumpur.
- Inoue, H., 1961. Lepidoptera: Geometridae (1). *Insecta japonica* 1(4). Hokuryukan, Tokyo.
- , 1982. Geometridae of eastern Nepal based on the collection of the Lepidopterological Research Expedition to Nepal Himalaya by the Lepidopterological Society of Japan in 1963. Part II. *Bull. Fac. domest. Soc. Otsuma Wom. Univ.* **18**: 129-190.
- Prout, 1926. On a collection of moths of the family Geometridae from upper Burma made by Captain A. E. Swann. *J. Bombay nat. Hist. Soc.* **31**: 129-146.
- , 1937. In Seitz, A., *Gross-Schmetterlinge der Erde* **4** (Suppl.). Stuttgart.
- , 1941. *Ibid.* **12**. Stuttgart.



Figs 537-540. Male genitalia. 537. *Chlorissa prasina* sp. n., holotype. 538. *Jodis kojii* sp. n., holotype. 539. *Scopula mustangensis* sp. n., paratype. 540. *Rheumaptera cinerea* sp. n., holotype.

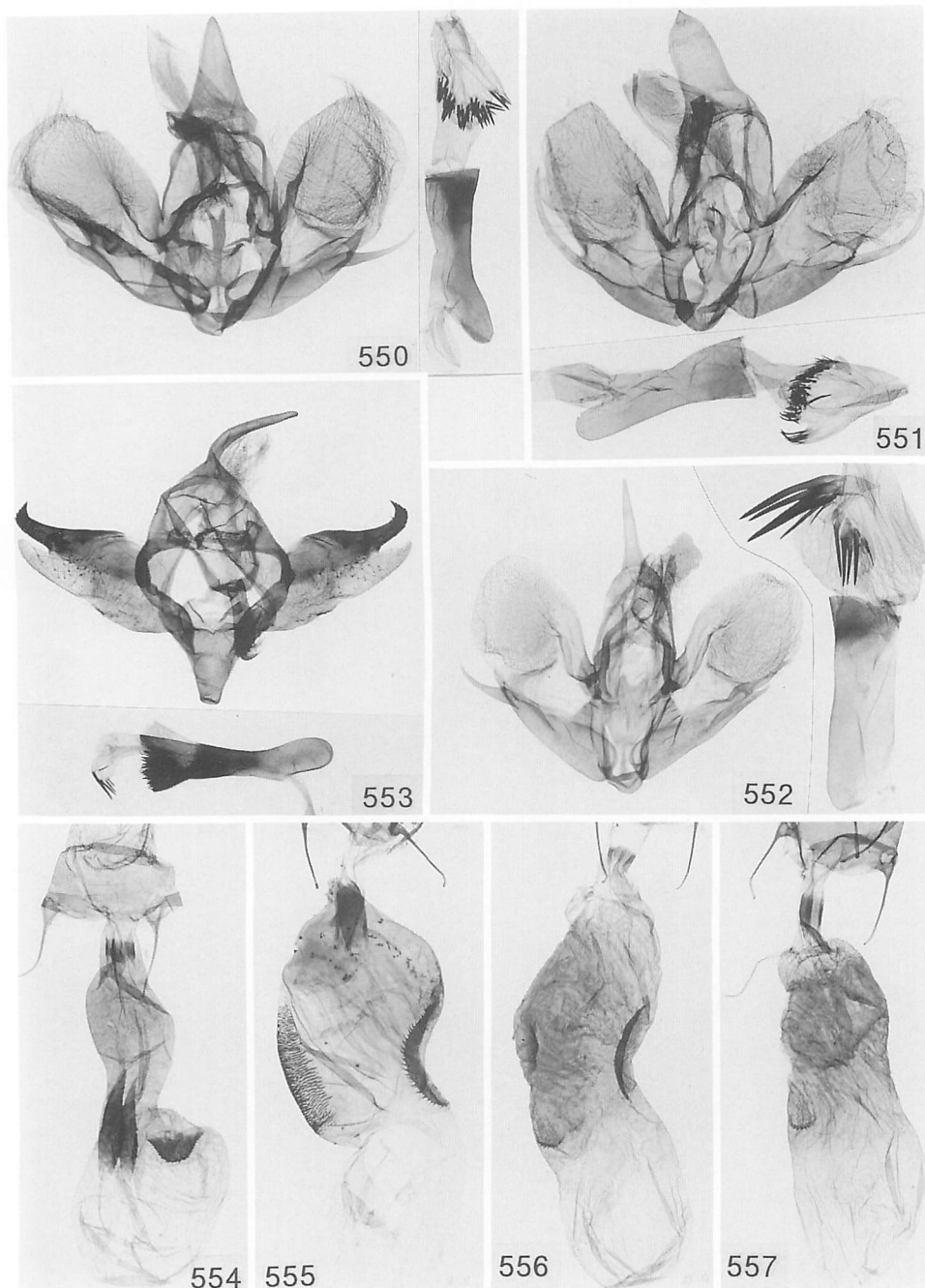
Fig. 541. Female genitalia of *Jodis kojii* sp. n., paratype.

Figs 542-543. Male genitalia of *Rheumaptera* spp. 542. *Rh. dubiosata* (Walker) 543. *Rh. titubata* (Prout), holotype (Sikkim).



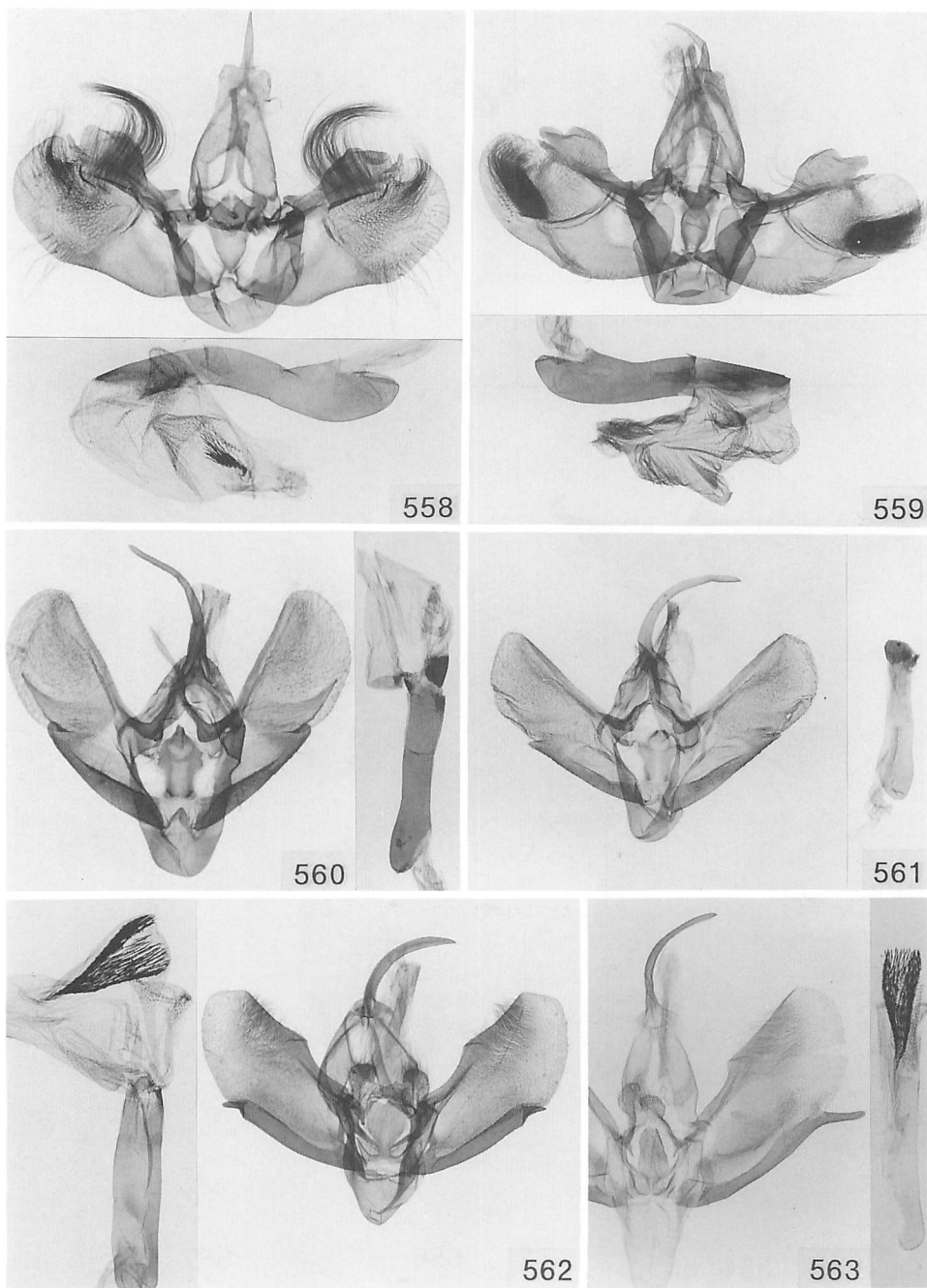
Figs 544-549. Male genitalia of *Rheumaptera* spp. 544. *Rh. tremodes* (Prout), holotype (Sikkim). 545. *Rh. desolata* sp. n., holotype. 546. *Rh. confusaria epiocosma* (Fletcher). 547. *Rh. luteimedia* (Prout), holotype (Tibet). 548. *Rh. valentula* (Prout), holotype (W. China). 549. *Rh. anestia* (Prout), (N. India).



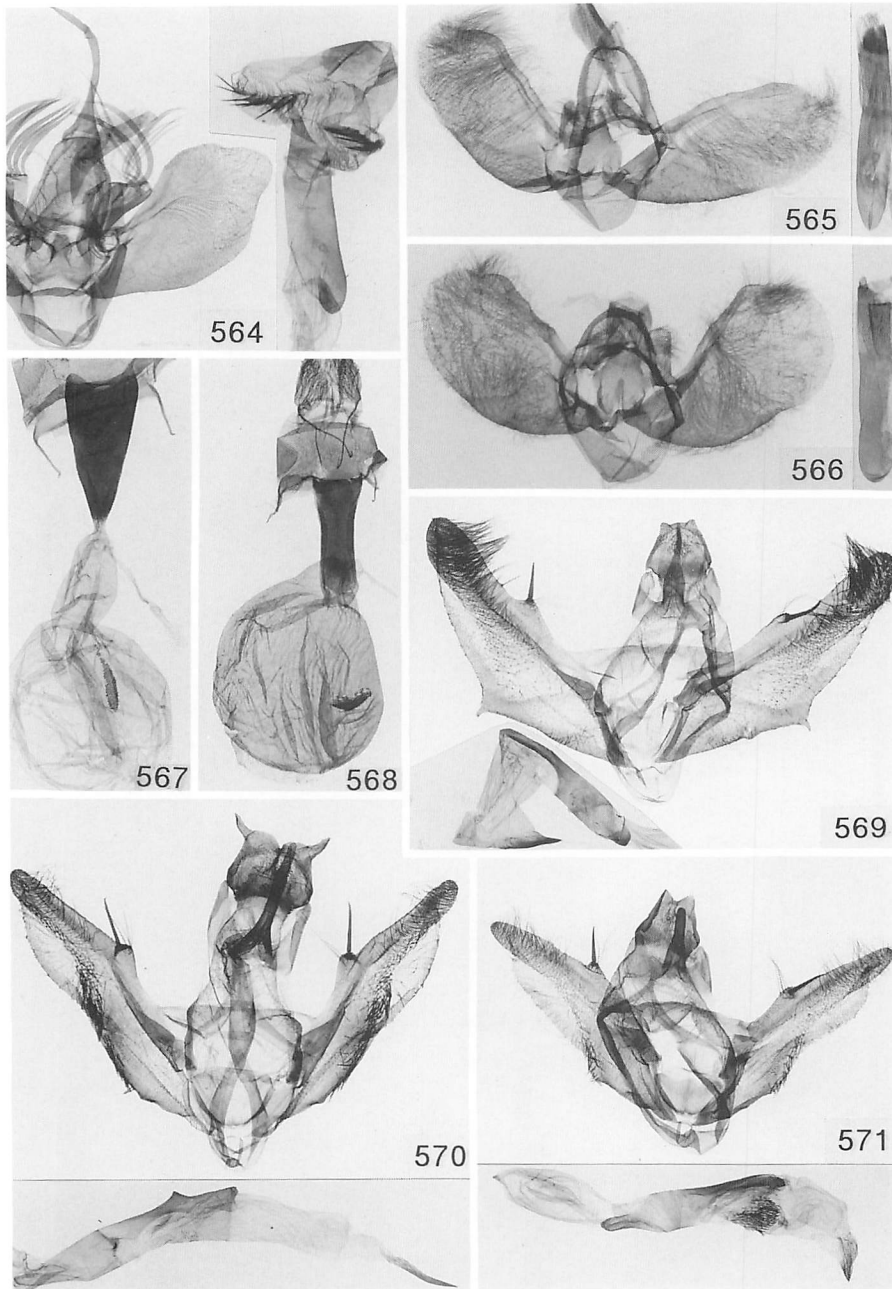


Figs 550-553. Male genitalia. 550-552. *Rheumaptera* spp. 550. *Rh.* sp. (*multilinearis* ?). 551. *Rh. tremulata multilinearis* (Leech), holotype (W. China). 552. *Rh. melanoplagia* (Hampson). 553. *Xanthorhoe rhodozona* sp. n., holotype.

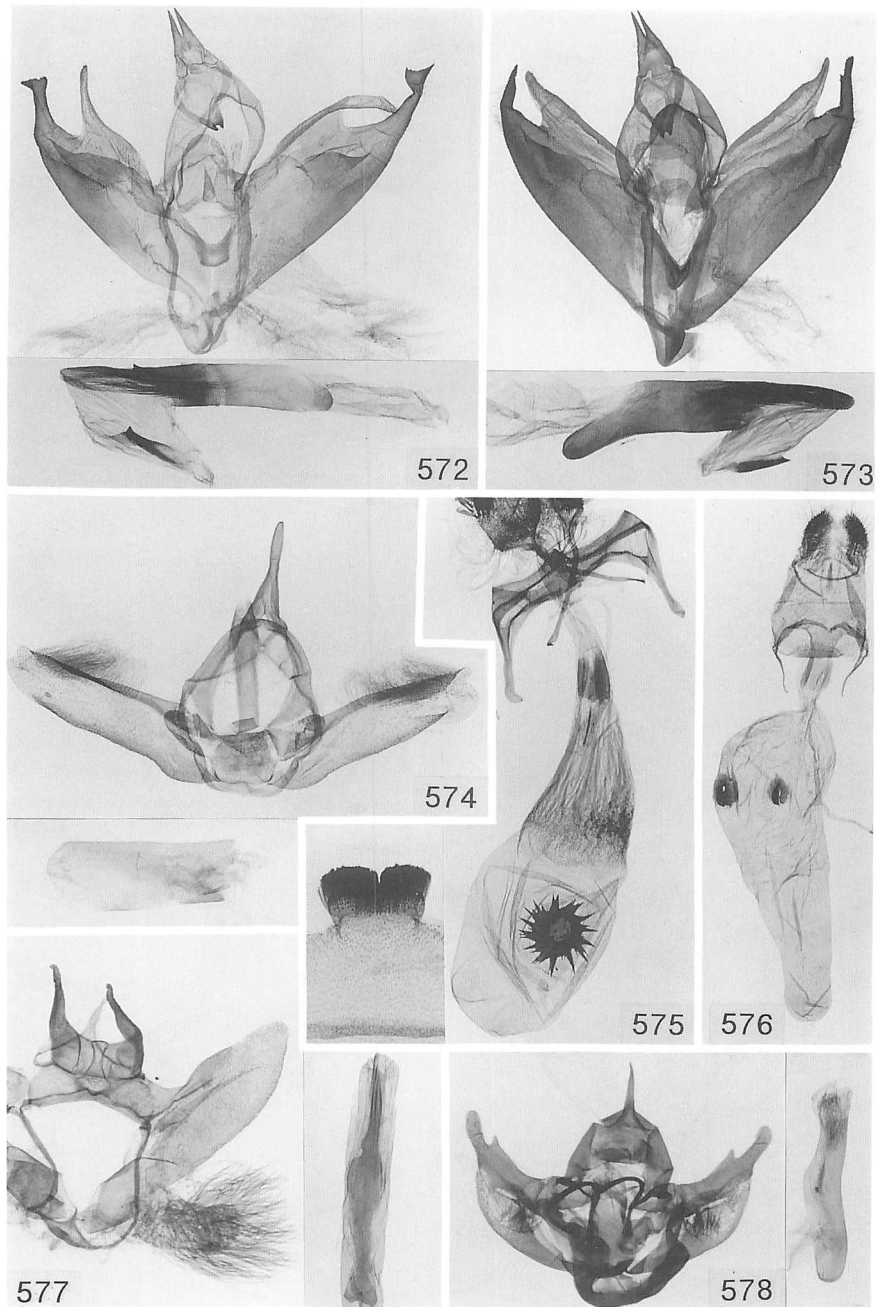
Figs 554-557. Female genitalia of *Rheumaptera* spp. 554. *Rh. cinerea* sp. n., paratype. 555. *Rh. dubiosata* (Walker). 556. *Rh. desolata* sp. n., paratype. 557. *Rh. tremodes* (Prout) (N. India).



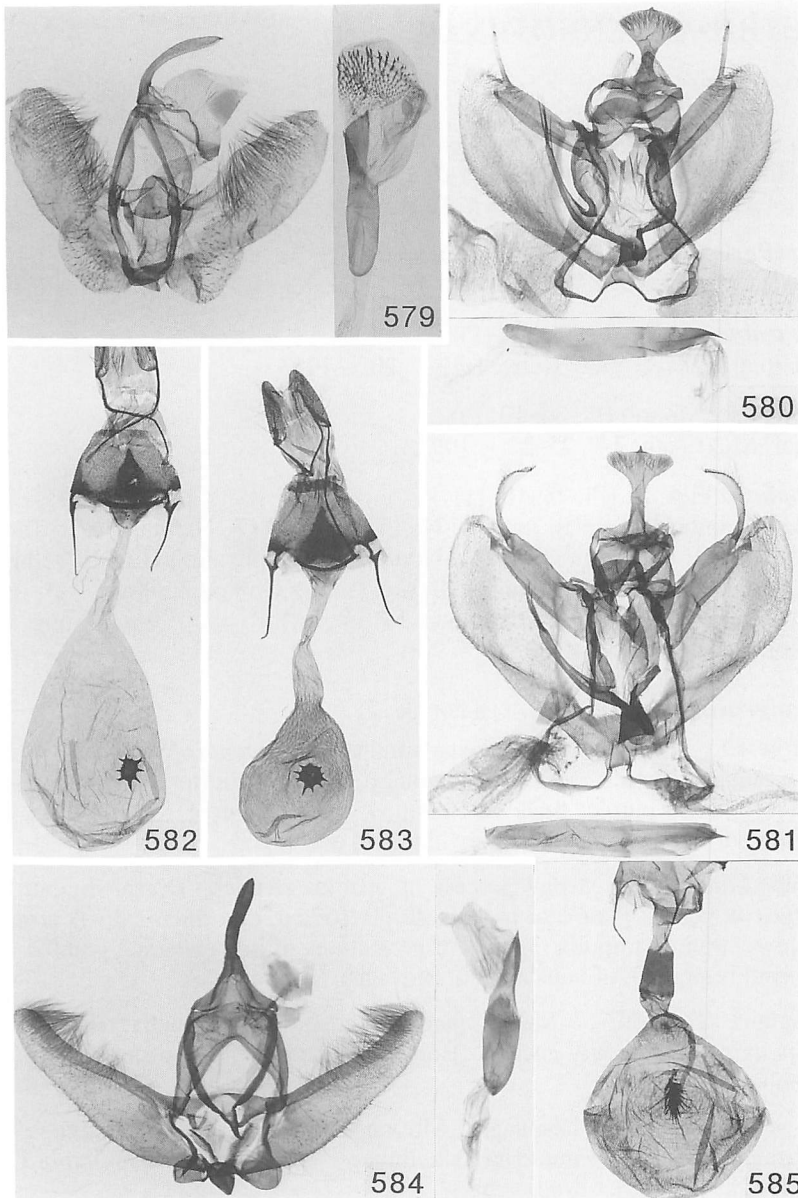
Figs 558-563. Male genitalia. 558. *Photoscotosia pallidimaculata* sp. n., holotype. 559. *Ph. dejuta* Prout. 560. *Parentephria stellata* (Warren). 561. *P. debilis* sp. n., holotype. 562. *Pareulype subviridis* sp. n., holotype. 563. *P. neurbouaria* (Oberthür), lectotype (W. China).



Figs 564-566. Male genitalia. 564. *Neotephria ramalaria* (Felder & Rogenhofer). 565. *Venusia dilecta* sp. n., holotype. 566. *Hydreliia scotozona* sp. n., holotype.  
 Figs 567-568. Female genitalia. 567. *Parentephria stellata* (Warren). 568. *Pareulype subviridis* sp. n., paratype.  
 Figs 569-571. Male genitalia of *Micrabraxas* spp. 569. *M. grandis* sp. n., paratype. 570. *M. incolorata* (Warren). 571. *M. lenis* sp. n., holotype.



Figs 572-574. Male genitalia. 572. *Pingasa aigneri aigneri* Prout. 573. *P. aigneri pallida* subsp. n., holotype. 574. *Teinoloba perspicillata* sp. n., paratype.  
Figs 575-576. Female genitalia. 575. *Teinoloba perspicillata* sp. n., paratype. 576. *Prometopidia conisaria* Hampson.  
Figs 577-578. Male genitalia. 577. *Chlorozancla falcatus* (Hampson). 578. *Xenoclystia nigroviridata* (Warren).



Figs 579-581. Male genitalia. 579. *Prometopidia conisaria* Hampson. 580. *Hypochrosis amaurospila* sp. n., paratype. 581. *H. abstractaria* (Walker).

Figs 582-583. Female genitalia of *Hypochrosis* spp. 582. *H. amaurospila* sp. n. 583. *H. abstractaria* (Walker).

Fig. 584. Male genitalia of *Hetelorocha epicyrta* Fletcher.

Fig. 585. Female genitalia of *Venisia dilecta* sp. n., paratype.

## GEOMETRIDAE: ENNOMINAE (part)

Rikio Sato

*Arichanna (Paricterodes) albivertex* (Wehrli) (Pl. 73: 7, 12)

[Khumbu Himal] Everest View Hotel: 1♂, 17–20. v. 1993. [Inner Himal] Muktinath: 3♂, 26. v. 1993. Churi Lattar: 1♀, 11–13. vii. 1994.

*Arichanna (Paricterodes) tenebraria* (Moore) (Pl. 73: 5)

[Inner Himal] Churi Lattar: 1♀, 11–13. vii. 1994. Sangda: 1♂3♀, 25. vi–3. vii. 1994.

*Arichanna tramesata* Moore (Pl. 34: 11)

[Khumbu Himal] Everest View Hotel: 1♂, 17–20. v. 1993.

*Alcis perspicuata* (Moore) (Pl. 34: 12, 13)

[Inner Himal] Muktinath: 2♀, 25–27. v. 1993.

*Alcis leucophaea* Fletcher (Pl. 73: 10, 11)

Tamur Valley, Kambachen 3,950 m, 1♀, 14–15. vii. 1963 (T. Haruta *et al.*). Tamur Valley, Gunsa 3,400 m, 1♂, 11–13. vii. 1963 (T. Haruta *et al.*). [Rolwaling Himal] Beding: 1♀, 17. vii. 1993. [Langtang Himal] Langtang Valley, Gyanjing Gomoa 3,800 m, 3♂, 21. vii. 1979 (T. Hasegawa). [Inner Himal] Churi Lattar: 1♂3♀, 11–13. vii. 1994. Dhung: 1♂, 24. vi. 1994. Muktinath: 3♀, 25–27. v. 1993.

*Alcis mustangensis* sp. n. (Pl. 102: 1, holotype; 2)

Length of forewing 18–20 mm. Somewhat similar to *nudipennis* Warren, 1888 from N. W. India in size and maculation, but male antennal pectination shorter, both wings greyish, not tinged with brown or purple, lines less defined, medial line of forewing not fused with antemedial line, discocellular spot of forewing more developed.

Male genitalia (Fig. 589). Medial process of gnathos slender. Dorsal digitate process of ampulla large, its ventral plate-like process deeply forked, asymmetrical. A small roundish protuberance ventrad of ampulla. A pair of projections of juxta slender, pointed at apex. A horn-like cornutus straight, of half-length of aedeagus.

Female genitalia (Fig. 593). Medial part of lamella postvaginalis elliptical. Lamella antevaginalis narrow, shallowly cocave. Bursa copulatrix slender, evenly sclerotized near a junction with colliculum.

Holotype. ♂, Inner Himal, Dhaulagiri, Mustang, Dhung 3,300 m, 24. vi. 1994 (M. S. Limbu). Paratypes. 4♂9♀, same data as holotype. W. Nepal, Karnali, Jumla Dist., Jumla 2,440 m, 2♀, 1. x. 1981 (M. Owada).

*Alcis nudipennis* (Warren) is also recorded from Nepal by Inoue (1987: 264). He separated Nepalese population as a new subspecies, *nepalensis*. *Mustangensis* can be easily distinguished from *nudipennis nepalensis* by less developed maculation, not to mention shorter antennal pectination in male.

*Alcis variegata* (Moore) (Pl. 34: 16)

[Khumbu Himal] Everest View Hotel: 1♀, 17–20. v. 1993.

*Alcis decussata* (Moore) (Pl. 74: 1)

[Khumbu Himal] Everest View Hotel: 1♂1♀, 17–20. v. 1993.

- Alcis maculata maculata* (Moore) (Pl. 34: 27)  
[Khumbu Himal] Everest View Hotel: 2♂, 17-20. v. 1993.
- Cleora repulsaria* (Walker) (Pl. 74: 10)  
[Rolwaling Himal] Beding: 1♂, 17. vii. 1993.
- Myrioblephara duplexa* (Moore) (Pl. 36: 14-16)  
[Inner Himal] Muktinath: 1♂, 25-27. v. 1993.
- Myrioblephara xanthozonea* (Hampson) (Pl. 75: 3)  
[Khumbu Himal] Everest View Hotel: 1♂, 17-20. v. 1993.
- Myrioblephara marmorata* (Moore) (Pl. 36: 23, 24)  
[Khumbu Himal] Everest View Hotel: 1♂ 1♀, 17-20. v. 1993.
- Dasyboarmia subpilosa* (Warren) (Pl. 75: 20)  
[Rolwaling Himal] Beding: 1♂, 17. vii. 1993.
- Deinotrichia cervina* Warren (Pl. 76: 1, 2)  
[Inner Himal] Sangda: 1♂, 25. vi-3. vii. 1994.
- Deinotrichia stolidaria* (Leech) (Pl. 38: 4)  
[Rolwaling Himal] Beding: 1♀, 17. vii. 1993.
- Blepharoctenucha virescens* (Butler) (Pl. 10: 10)  
[Khumbu Himal] Everest View Hotel: 2♂, 17-20. v. 1993. [Inner Himal] Muktinath: 1♂, 25-27. v. 1993.
- Hirasa scripturaria* (Walker) (Pl. 37: 15, 16)  
[Inner Himal] Muktinath: 2♀, 25-27. v. 1993.
- Gnophos accipitraria* Guenée (Pl. 76: 10)  
[Inner Himal] Dhung: 3♂ 1♀, 24. vi. 1994.
- Gnophos leucastraria* Hampson (Pl. 102: 18)  
*Gnophos leucastraria* Hampson, 1907, *J. Bombay nat. Hist. Soc.* 18: 33.  
[Rolwaling Himal] Dhungeni: 2♂, 10. vii. 1993.
- Gnophos calliceras* Fletcher (Pl. 102: 16)  
*Gnophos calliceras* Fletcher, 1955, *Veröff. zool. StSamml. Münch.* 6: 177, pl. 17, fig. 18; pl. 28, figs 56, 57 (♂ genitalia).  
[Inner Himal] Sangda: 2♂, 25. vi-3. vii. 1994.

### Addenda to Parts 2 & 3

- Alcis albifera* (Moore) (Pl. 34: 20)  
[Kosi] Chichile: 2♂, 6. v. 1994. [Janakpur] Jiri: 1♂ 1♀, 3-7. vi. 1994. Deolari: 1♂, 28. v-2. v. 1994.
- Harutalcis godavariensis* Sato (Pl. 35: 14)  
[Kosi] Pheksinda: 11♂, 7-12. v. 1994. Chichile: 1♀, 13. v. 1994.
- Harutalcis vialis* (Moore) (Pl. 35: 16)  
[Kosi] Pheksinda: 1♀, 7-12. v. 1994. Chichile: 1♂, 6. v. 1994.

***Psilalcis dierli* sp. n.** (Pl. 102: 3, holotype; 4, 6)

Length of forewing 14–15 mm. Both wings brown, sparsely irrorated with black, sometimes medial area paler than the rest. Forewing: antemedial and postmedial lines black, the former irregularly lunulate, the latter weakly dentate, excurved beyond discocellular spot, then incurved to inner margin; discocellular spot black, well defined; subterminal line grey, zigzag, preceded by black shade. Hindwing: lines almost vanished; discocellular spot ill defined. Underside: pale yellow with maculation of upperside weakly represented; distal dark band developed on forewing, leaving a pale spot at the middle, and on the anterior half of hindwing.

Male genitalia (Fig. 588). Uncus triangular, pointed at apex. Gnathos reduced. Valva slender. Cucullus triangular. Ampulla digitate with 8–10 stout spines. 3–5 long spines on the ventral margin of sacculus. Juxta weakly sclerotized. Aedeagus with a ribbon-like sclerotization apically, vesica bearing a group of short setae, which is easily broken off in copulation. Similar to those of *subtochracea* (Hampson) in the basic pattern, but clearly separable from it by the lack of costal setose process and lateral projection of aedeagus.

Female genitalia (Fig. 592). Lamella postvaginalis broadly sclerotized on both sides. Lamella antevaginalis with a short triangular process medially. Ductus bursae weakly sclerotized posteriorly. Corpus bursae with a pair of elongate slit-like signa.

Holotype. ♂, Tampa Khosi Tal (2,600 m), 11. v. 1962 (G. Ebert & H. Falkner), ZSM. Paratypes. East Nepal, Prov. Nr 3 East, Jubing (1,600 m), 1♂, 3. v. 1964, 1♀, 5. v. 1964, 1♂, 6. v. 1964, ZSM Genitalprp. No. G542, 1♀, 8. v. 1964 (W. Dierl), ZSM. Kathmandu Valley, Godavari 1,600–1,800 m, 1♂, 31. v. 1967, ZSM Genitalprp. No. G531 (Dierl, Forster & Schacht), ZSM; *ditto*, 1♂, 4. vi. 1967 (Dierl, Forster & Schacht), Mr Sommerer's coll. Godavari (1,539 m), 1♀, 14. v. 1989, 1♀, 9–24. v. 1989 (H. Schnitzler), ZFMK. Godavari (1,600 m), 1♀, 30. ix. 1989, NSMT. India, Kumaon-Himalaya, Distr. Nainital, Bhimtal (1,500 m), 2♂, 17. v. 1971, 1♀, 22. v. 1971, 1♀, 3. vii. 1971 (de Freina), Mr Sommerer's coll. *Ditto*, 1♂, 10. ix. 1970 (F. Smetace), ZSM. *Ditto*, 2♂ 1♀, 15–30. v. 1990 (H. Speidel), 5♂, 15–30. v. 1990 (A. Hauenstein), ZFMK.

Distribution. Nepal, India.

Male genitalic characters, such as setose digitate ampulla and long spines on sacculus, show this species is a typical member of *Psilalcis*. And a pair of slit-like signa on corpus bursae suggest a close relationship to the genera *Heterarmia* Warren and *Protoarmia* McDunnough, which were redescribed by Sato (1981).

***Psilalcis pallidaria* (Moore), comb. n.** (Pl. 35: 27)

*Boarmia pallidaria* Moore, 1888, in Hewitson & Moore, *Descr. new Indian lepid. Insects Colln late Mr Atkinson*: 237.

*Paralcis pallidaria*: Sato, 1993, *Tinea* 13 (Suppl. 3): 15, pl. 35, fig. 27; Sato, 1994, *Tinea* 14 (Suppl. 1): 46.

In my previous paper (Sato, 1994), I recorded *pallidaria* from E. Nepal as a member of *Paralcis* through my carelessness, though at the same time I mentioned it should be transferred from *Paralcis* to *Psilalcis* following Holloway (1993). In this paper I propose a correct combination.

***Prochasma dentilinea* (Warren) (Pl. 102: 5)**

*Psilalcis dentilinea* Warren, 1893, *Proc. zool. Soc. Lond.* 1893: 431.

*Prochasma dentilinea*: Holloway, 1993: 84.

[Kosi] Pheksinda: 3♂, 7–12. v. 1994.



*Hypomecis lioptilaria* (Swinhoe) (Pl. 35: 23)  
[Mechi] Godok: 2♂, 8-17. x. 1993.

*Hypomecis fulvosparsa* (Hampson), **comb. n.** (Pl. 102: 7)  
*Abraxas fulvosparsa* Hampson, 1895, *Fauna Br. India* (Moths) 3: 298.  
[Kosi] Pheksinda: 2♂, 7-12. v. 1994.

This and next species are close to *H. fasciata* (Swinhoe) (Pl. 35: 24) in *Abraxas*-like appearance. In addition, male genitalia are very similar to one another. Male genitalia are as shown in Fig. 590.

*Hypomecis pardaria* (Moore), **comb. n.** (Pl. 102: 8)  
*Abraxas pardaria* Moore, 1868, *Proc. zool. Soc. Lond.* 1867: 652.  
[Kosi] Pheksinda: 1♂ 1♀, 7-12. v. 1994.

Male and female genitalia are as shown in Figs 591 & 592.

*Parectropis ignota* sp. n. (Pl. 102: 11, holotype)

Length of forewing. 17-18 mm. Very similar to *nepalensis* Sato, 1994 (Pl. 74: 12) described from Godavari region in the previous part of this series. Both wings darker, more irrorated with black; subterminal white spot much smaller; underside with dark suffusion distad of postmedial lines of both wings. Female unknown.

Male genitalia (Fig. 595). Similar to those of *nepalensis*, but ampulla developed from the ventral margin of cucullus, its apical portion bearing a petal-like process.

Holotype. ♂, Kosi, Pheksinda, 7-12. v. 1994. Paratype. Pheksinda: 1♂, same data as holotype.

*Myrioblephara microduplexa* sp. n. (Pl. 102: 9, holotype; 13)

Length of forewing 13-16 mm. Similar to *duplexa* (Moore) (Pl. 36: 14-16), but smaller in size. Forewing a little less elongate, lines less defined than in *duplexa*. Discocellular spot on both wings represented by a short streak, but usually visible, while in *duplexa* it is often vanished. Also similar to *duplexodes* Sato (Pl. 75: 1), but postmedial line more strongly curved.

Male genitalia (Fig. 586). Similar to those of *duplexa* (Fig. 422), but uncus shorter and medial part of gnathos less sclerotized as in *duplexodes* (Fig. 421), apical part of harpe more swollen than in *duplexodes*. The shape of cucullus as in *duplexa*.

Female genitalia (Fig. 587). Easily distinguished from those of *duplexa* (Fig. 424) and *duplexodes* (Fig. 423) by ribbon-like narrow lamella antevaginalis, a small oblong medial plate of lamella postvaginalis and shorter bursa copulatrix. Signum lacking as in *duplexa*, while in *duplexodes* a folded signum present.

Holotype. ♂, Janakpur, Dolakha, Jiri (2,350 m), 13-15. iv. 1994. Paratypes. Type locality: 2♂3♀, 31. v-2. vi. 1993. Sagarmatha, Solukhumbu, Kharikhola (1,980 m), 1♂4♀, 7. x. 1979; Manidingma (2,240 m): 1♀, 8. x. 1979 (M. Owada). C. Nepal — Rele Khola (2,400 m), near Annapurna South, 1♀, 12. vi. 1969 (T. Miyashita); Nacheng, near Nilgiri, 1♂3♀, 12-14. vi. 1969 (T. Miyashita); Gandaki, Parbat Dist., Chomrong (2,000 m), 1♀, 21. x. 1981 (M. Owada). Ganesh Himal — Syabrubesi (1,500 m), 5♂2♀, 12. vi. 1993 (M. Hreblay & G. Csorba); 3 km NE. of Sunpati (2,330 m), 2♂4♀, 13. v. 1993 (M. Hreblay & G. Csorba), ZFMK. Khumbu Himal — 10 km S. of Lukla, Bupsa (2,300 m), 1♀, 3. vii. 1993; Lukle (2,800 m), 1♀, 26. vii. 1993 (M. Hreblay & G. Csorba), ZFMK. India — W. Sikkim, Bakkhim (2,670 m), 2♂, 12. ix. 1983 (M. Owada).

Distribution. Nepal, India (Sikkim).

I examined the type specimens of the following taxa which seem to be related to *duplexa* for the comparison with this new species. *Myrioblephara enormis* is a distinct species differing from the other congeners in appearance and male genitalia. The male genitalia of *Boarmia nigrilinearia* and *B. eoduplexa* are identical with those of *duplexa*, therefore they should be here sunk into the junior synonyms of *duplexa* (**syn. n.**).

*Myrioblephara enormis* Warren, 1893, *Proc. zool. Soc. Lond.* **1893**: 429.

Very similar to *microduplexa*, but male antennal ciliation longer, forewing more elongate. In male genitalia distal part of valva not excavate, cucullus longer and swollen basad.

Holotype (Pl. 128: 13). ♂, Naga Hills, 5,500–7,000ft., Sept.–Oct. 1889, W. Doherty; Geom. genitalia slide No. 17479, BMNH.

*Boarmia nigrilinearia* Leech, 1897, *Ann. Mag. nat. Hist.* (6) **19**: 341.

Holotype (Pl. 128: 14). ♂, W. China, Kia-ting-fu, June; Geom. genitalia slide 17480, BMNH.

*Boarmia duplexa eoduplexa* Wehrli, 1943, in Seitz, *Gross-Schmett. Erde* **4** (Suppl.): 543.

Lectotype (Pl. 128: 15), here designated, ♂, Siao-Lou, 1900, Chasseurs indigènes, ZFMK. Paralectotype, here designated, ♀, same data as lectotype, ZFMK.

West Chinese population of *duplexa* was separated under the name of *eoduplexa* based on the slight differences of wing maculation. However the racial separation of this variable species is suspicious.

*Aethalura leucozona* (Hampson), **comb. n.** (Pl. 102: 10)

*Boarmia leucozona* Hampson, 1895, *Fauna Br. India* (Moths) **3**: 260.

[Kosi] Pheksinda: 1♂, 7–12. v. 1994.

The generic placement of this species is not clear for me. I have placed it provisionally in the genus *Aethalura* McDunnough, 1920, because of a certain similarity of the male genitalia (Fig. 600) with those of *A. ignobilis* (Butler) from Japan.

*Microcalicha fumosaria tchraparia* (Oberthür) (Pl. 75: 17, 18)

[Janakpur] Jiri: 1♀, 3–7. vi. 1994.

*Abaciscus tristis* Butler (Pl. 37: 5)

[Kosi] Pheksinda: 1♂, 7–12. v. 1994. Chichile: 1♂, 13. v. 1994.

*Phthonandria atrilineata indica* Inoue (Pl. 102: 12)

*Phthonandria atrilineata indica* Inoue, 1990, *Tinea* **13**: 16, fig 16.

[Mechi] Godok, 1♂, 8–17. x. 1993.

*Hirasa approximaria* (Leech) (Pl. 102: 15)

*Gnophos approximaria* Leech, 1897, *Ann. Mag. nat. Hist.* (6) **19**: 327.

[Janakpur] Jiri: 1♂, 8–9. vii. 1993; 1♂, 13–15. viii. 1993.

*Gnophos albidior* (Hampson) (Pl. 102: 17)

*Medasina albidior* Hampson, 1895, *Fauna Br. India* (Moths) **3**: 290.

Godavari: 1♂, 3. x. 1981 (S. Ae).

Male genitalia (Fig. 601) are similar to those of *G. accipitaria* Guenée (Pl. 76: 10; genitalia, Fig. 602).

***Gnophos albistellaria*** (Warren) (Pl. 102: 19)*Scotopteryx albistellaria* Warren, 1893, *Proc. zool. Soc. Lond.* **1893**: 432.

[Kosi] Pheksinda: 1♂, 7-12. v. 1994.

***Chorodna quadrinotata*** (Warren), **comb. n.** (Pl. 38: 7)*Medasina quadrinotata* Warren, 1893, *Proc. zool. Soc. Lond.* **1893**: 417.

[Kosi] Pheksinda: 1♂, 7-12. v. 1994.

Male genitalia show this species to belong to the genus *Chorodna* Walker.***Chorodna metaphaearia*** (Walker) (Pl. 71: 1)

[Kosi] Pheksinda: 2♂, 7-12. v. 1994.

***Deinotrichia interruptaria*** (Moore), **comb. n.** (Pl. 76: 3)*Hemerophila interruptaria* Moore, 1868, *Proc. zool. Soc. Lond.* **1867**: 626.*Chorodna interruptaria*: Sato, 1994, *Tinea* **14** (Suppl. 1): 53, pl. 76, fig. 3.

In my previous paper (Sato, 1994), I treated this species as a member of *Chorodna*. After my careful examination of the male and female genitalia I have come to the conclusion that it should be placed in the genus *Deinotrichia* Warren. Male genitalia are as shown in Fig. 597.

***Uliura gratiosa*** **sp. n.** (Pl. 103: 3, holotype; 4, 5)

Length of forewing 19-20 mm. Male antenna bipectinate to about three quarters. Both wings yellowish brown, irrorated with fuscous; markings dark brown. Forewing: ante- and postmedial lines almost parallel, the former gently curved, preceded by a dark brown band, and the latter excurved beyond cell; subterminal line weakly dentate, ill defined; discocellular spot represented by a short streak or vanished; distal area suffused with dark brown medially. Hindwing: basal and distal areas partly suffused with dark brown; antemedial line lacking; basal band developed; postmedial line undulate. Underside: much paler than upperside, with more defined maculation; discocellular spot well developed on both wings.

Male genitalia (Fig. 598). Uncus evenly tapered, apex bluntly pointed. Gnathos weakly sclerotized, medial plate small triangle. Costa with dorsal margin deeply incurved, bearing a tuft of hair-like setae; ventral margin covered with many fine setae. Ventral margin of valva deeply concave distad. Sacculus with a prominent, bird-bill-like process bearing many long spines. Juxta weakly sclerotized, pointed at apex. Aedeagus short and broad, without cornutus.

Female genitalia (Fig. 603). Ovipositor lobe strongly sclerotized, bending ventrad, pointed at apex. Lamella antevaginalis with deep V-shaped incision medially. Ductus bursae slender. Corpus bursae globular with a small signum.

Holotype. ♂, E. Nepal, Kosi, Pheksinda, 7-12. v. 1994. Paratypes. Thailand, Chiang Mai Prov., Doi Inthanon Nat. Park (1,600 m), 2♂, 22-24. x. 1984 (Karsholt, Lomholdt, Nielsen), ZMC; Doi Inthanon, South Ridge (1,650 m), 2♀, 18-21. x. 1983 (M. Owada), NSMT and RS.

Distribution. Nepal, Thailand.

Four paratypes collected from Thailand are paler in colour than the holotype from Nepal. Dr Stüning kindly gave me an useful advice on the generic treatment of the present new species. He has been studying on the genus *Uliura* and its related genera.

***Darisa leledaria*** (Swinhoe), **comb. n.** (Pl. 103: 1, 2)*Medasina leledaria* Swinhoe, 1905, *Ann. Mag. nat. Hist.* (7) **15**: 503.

[Kosi] Pheksinda: 1♂1♀, 7-12. v. 1994.

The genus *Medasina* Moore, 1887 was synonymized with *Chorodna* Walker, 1860, by Holloway (1993) restoring some genera. But more comprehensive analysis based on much material is needed to clarify the exact generic treatment of the species formerly assigned to *Medasina*. This and next species are tentatively placed in the genus *Darisa* Moore, 1888, because of a certain similarity of the genitalia with those of *mucidaria* Walker, the type species of the genus. Male genitalia of *leledaria* are as shown in Fig. 596.

***Darisa lampasaria* (Hampson), comb. n. (Pl. 102: 14)**

*Medasina lampasaria* Hampson, 1895, *Fauna Br. India* (Moths) 3: 288.

[Kosi] Pheksinda: 2♂, 7-12. v. 1994.

Male genitalia are as illustrated in Fig. 599.

***Callocasta similis* (Moore), comb. rev. (Pl. 38: 6)**

*Medasina similis* Moore, 1888, in Hewitson & Moore, *Descr. new Indian lepid. Insects Colln late Mr Atkinson*: 235.

*Callocasta similis*: Swinhoe, 1894, *Trans. ent. Soc. Lond.* 1894: 218.

*Chorodna similis*: Sato, 1994, *Tinea* 14 (Suppl. 1): 53.

This species was recorded as a member of *Chorodna* Walker by me in the previous part of this series (Sato, 1994). However, after close examination of the male and female genitalia, it became apparent that this species is atypical of *Chorodna*. The genus *Callocasta* was established by Swinhoe (1894), and both *similis* and *basistrigaria* Moore were recorded under the genus. Later Fletcher (1979: 33) designated *similis* as the type species of the genus. Therefore I place *similis* in *Callocasta*.

***Blepharoctenucha virescens* (Butler) (Pl. 10: 10)**

[Janakpur] Jiri: 7♂, 22-26. iv. 1992; 2♂, 2-3. vi. 1992; 1♂, 27. v. 1993; 1♂, 2. vi. 1993; 1♂ 1♀, 13-15. iv. 1994. [Sagarmatha] Sangma: 1♂, 20. v. 1993. Thaktok: 1♂ 1♀, 22. v. 1993.

***Erebomorpha fulgurita* Walker (Pl. 10: 1)**

[Mechi] Godok: 1♂, 21. iv. 1993. [Sagarmatha] Dagchu: 1♂, 23. v. 1993.

### Abbreviations

The following abbreviations are used to indicate the location of specimens.

BMNH: The Natural History Museum, London.

NSMT: National Science Museum, Tokyo.

ZFMK: Zoologisches Forschungsinstitut und Museum Alexander Koenig, Bonn.

ZSM: Zoologische Staatssammlung, Munich.

ZMC: Zoologisk Museum, Copenhagen, Denmark.

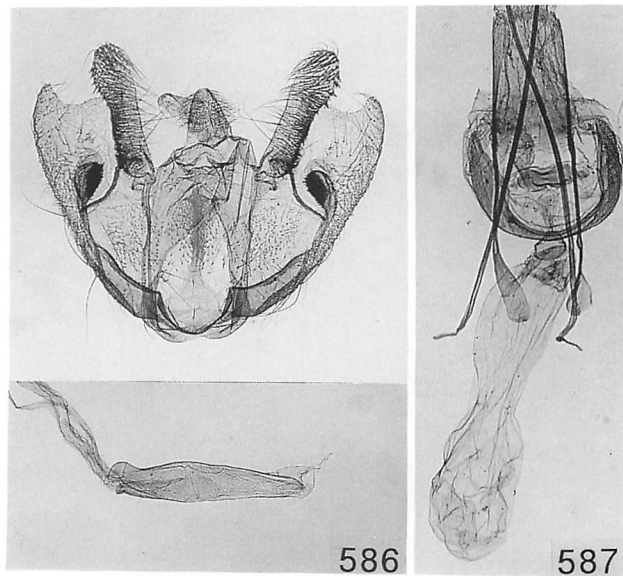
RS: R. Sato collection, Niigata.

### Acknowledgements

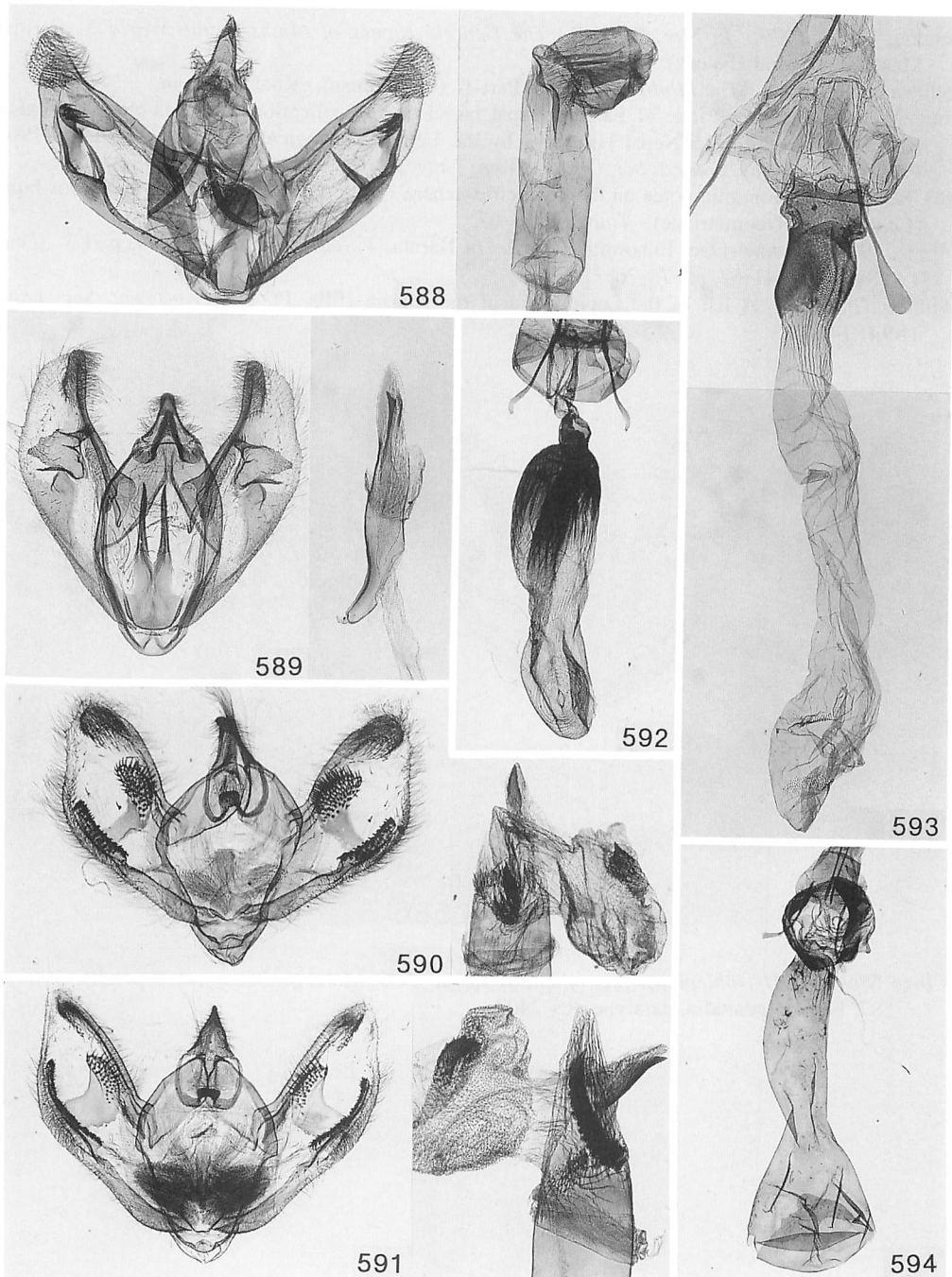
I wish to express my sincere thanks to Dr D. Stüning, ZFMK, for his valuable advice and his permission to make use of specimens in his museum, and to Dr M. J. Scoble, Mr M. R. Honey, BMNH, Dr J. D. Holloway, International Institute of Entomology, London, and Drs W. Dierl and A. Hausmann, ZSM, for their kind help in examining lots of specimens including the type material. I am deeply indebted to Dr M. Owada, NSMT, Dr O. Karsholt, ZMC, and Mr M. D. Sommerer, Munich, for the loan of many specimens. I am also grateful to Dr H. Inoue, Prof. Emeritus of Otsuma Women's University, Iruma, for critical reading of the manuscript.

## References

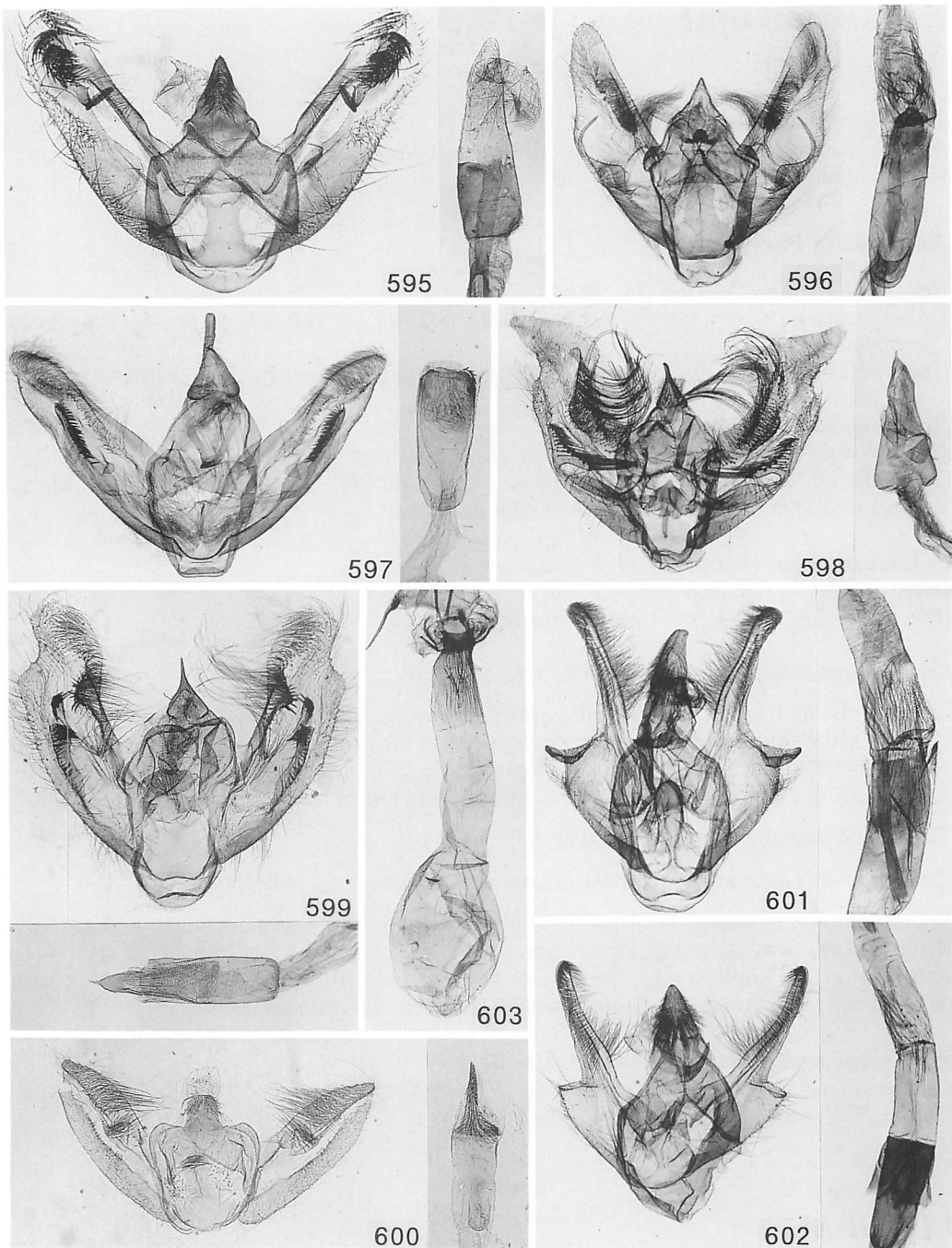
- Fletcher, D. S., 1979. In Nye, I. W. B., *The Generic Names of Moths of the World* 3. British Museum (Natural History).
- Holloway, J. D., 1993. *The Moths of Borneo*. Part 11 (Ennominae). Kuala Lumpur.
- Inoue, H., 1987. Geometridae of Eastern Nepal based on the collection of the Lepidopterological Research Expedition to Nepal Himalaya by the Lepidopterological Society of Japan in 1963. Part III. *Bull. Fac. domest. Sci. Otsuma Wom. Univ.* 23: 215-270.
- Sato, R., 1981. Taxonomic notes on the geometrid genera *Protoboarmia* and *Heterarmia* from Japan (Lepidoptera: Geometridae). *Tinea* 11: 53-67.
- , 1994. Geometridae: Ennominae (part). In Haruta, T. (ed.), *Moths of Nepal*, part 3. *Tinea* 14 (Suppl. 1): 41-62, pls 73-76.
- Swinhoe, C., 1894. A list of the Lepidoptera of the Khasia Hills. Pt. II. *Trans. ent. Soc. Lond.* 1894: 145-223.



Figs 586-587. *Myrioblephara microduplexa* sp. n. 586. Male genitalia, paratype, RS-3904.  
587. Female genitalia, paratype, RS-2407.



Figs 588-591. Male genitalia. 588. *Psilalcis dierli* sp. n., paratype, RS-4390. 589. *Alcis mustangensis* sp. n., paratype, RS-4387. 590. *Hypomecis fulvosparsa* (Hampson), RS-4376. 591. *H. pardaria* (Moore), RS-4377.  
Figs 592-594. Female genitalia. 592. *Hypomecis pardaria* (Moore), RS-4382. 593. *Alcis mustangensis* sp. n., paratype, RS-4393. 594. *Psilalcis dierli* sp. n., paratype, ZFMK.



Figs 595-602. Male genitalia. 595. *Parectropis ignota* sp. n., paratype, RS-4391. 596. *Darisa leledaria* (Swinhoe), RS-4417. 597. *Deinotrichia interruptaria* (Moore), RS-2399. 598. *Uliura gratiosa* sp. n., paratype, Thailand, RS-4328. 599. *Darisa lampasaria* (Hampson), Thailand, RS-4329. 600. *Aethalura leucozona* (Hampson), RS-4242. 601. *Gnophos albidior* (Hampson), RS-4402. 602. *G. accipitaria* Guenée, RS-4401.

Fig. 603. Female genitalia of *Uliura gratiosa* sp. n., paratype, Thailand, RS-3360.

## LASIOCAMPIDAE

Yasunori Kishida

*Malacosoma tibetana* Hou (Pl. 105: 1)

*Malacosoma tibetana* Hou, 1982, in Chen *et al.*, *Insects Xizang* 2: 112, pl. 1, fig. 9.  
[Inner Himal] Churi Lattar: 1♂, 11-13. vii. 1994.

### Addenda to Parts 1-3

*Baodera kashiana* (Moore) (Pl. 105: 2)

*Trichura kashiana* Moore, 1867, in Hewitson & Moore, *Descr. new Indian lepid. Insects Colln late Mr Atkinson*: 82, pl. 3, fig. 21.  
[Janakpur] Riggi Su: 1♂, 20. vii. 1993. [Bagmati] Lama Hotel: 1♂, 13. viii. 1993.

*Euthrix fossa* (Swinhoe) (Pl. 105: 5, 6)

*Odonestis fossa* Swinhoe, 1924, *Ann. Mag. nat. Hist.* (9) 14: 408, pl. 33, fig. e.  
Godavari: 1♀, 26. vi. 1990. Mt Phulchouki: 1♂, 4. viii. 1993, 7♂, 12-13. vii. 1994. [Mechi] Tartanla (2,450 m): 1♂, 28. vii. 1963 (T. Haruta *et al.*).

*Euthrix isocyma* (Hampson) (Pl. 105: 7)

*Odonestis isocyma* Hampson, [1893], *Fauna Br. India* (Moths) 1: 333.  
[Mechi] Godok: 1♂, 3-5. i. 1994 (K. Suzuki).

*Syrastrenopsis bilinea* sp. n. (Pl. 105: 3, holotype; 4)

Expanse 41 mm. The basal wing pattern is nearly the same as that of *S. moltrechti* Grünberg from Primorye, Russia, the type species of the genus, and *S. kawabei* Kishida from Taiwan, but the ground color of both wings is more light brown and not tinged with red, the subterminal line of forewing is absent, and the median line of hindwing is more prominent.

The female genitalia are as figured (Fig. 607).

Holotype. ♀, Godavari, 2. xii. 1991. Paratype. 1♀, same data as holotype.

*Syrastrenopsis* Grünberg, 1914 had long been known as a monobasic genus until *kawabei* Kishida, 1991 was described from Taiwan, and is found from the Himalayan region, far western from the known range, for the first time. Flight period of this new species seems to be restricted to the low temperature season as in the two known species.

*Paralebeda urda urda* (Swinhoe) (Pl. 105: 9)

*Odonestris urda* Swinhoe, 1915, *Ann. Mag. nat. Hist.* (8) 16: 178.  
[Bagmati] Nagarkot: 3♂, 25-27. vi. 1994.

## COSSIDAE

Yasunori Kishida

### Addenda to Parts 1-3

*Zeuzera multistrigata multistrigata* Moore (Pl. 106: 17)

*Zeuzera multistrigata* Moore, 1881, *Proc. zool. Soc. Lond.* 1881: 327.  
Godavari: 1♂, 2. viii. 1991; 1♂, 14. ix. 1991; 1♂, 24. viii. 1992.



## ARCTIIDAE

Yasunori Kishida

## LITHOSIINAE

*Cyana gyirongna* (Fang) (Pl. 108: 4)*Chionaema gyirongna* Fang, 1982, in Chen *et al.*, *Insects Xizang* 2: 52, pl. 1, fig. 1.

[Langtang Himal] Langtang (3,500 m): 1♂, 11. viii. 1993 (K. Shirakawa). Dhaulagiri, Nacheng: 1♂, 12. vi. 1969 (T. Miyashita).

Recently Cerny (1993) restricted *Cyana* Walker, 1854 to *Cyana detrita* Walker, the type species of the genus, on account of the difference in cornuti of aedeagus between *detrita* and the other species formerly assigned to this genus. Although I have not so sufficient knowledge on this large group, I think the difference in cornuti is of only specific level, not generic. So I will use the name *Cyana* for this group until the generic revisional work has been done. Besides, from the two oldest synonyms under *Cyana*, he selected not *Bizone* Walker, 1854 but *Doliche* Walker, 1854 as valid name for the other species. However, even in the case following his division of *Cyana*, *Bizone* is valid for this group since Inoue (1982) already selected it.

*Cyana nigrilinea* sp. n. (Pl. 108: 1, holotype; 2, 3)

Expanse 38mm. Similar to *C. signa* (Walker) (Pl. 108: 9, 10), but differing in the following points. Tegula edged with white instead of scarlet. Forewing tinged with brown especially beyond postmedian line, having some sooty appearance as a whole; ante- and postmedian lines blackish gray with brownish tinge, the former hooked below cell. On underside of forewing, sex brand near middle of costa gray, tinged with brown.

Male genitalia (Fig. 608). Very similar to those of *C. signa*, but aedeagus with only one batch of spinous cornuti instead of two in *signa*.

Holotype. ♂, Inner Himal, Gandaki, Manang, Churi Lattar (4,080 m), 11-13. vii. 1994 (M. S. Limbu). Paratypes. 5♂, same data as holotype. Inner Himal, Dhaulagiri, Mustang, Muktinath (3,800 m), 1♂ 1♀, 27. vii. 1994 (M. S. Limbu).

## ARCTIINAE

*Gonerda* Moore

The genus *Gonerda* Moore, 1879 was erected by monotypy for *Gonerda perornata* Moore, 1879 from Kashmir, and is known to contain two other species, *G. bretaudeauni* (Oberthür, 1896) from Sikkim (Yatong) and *G. watsoni* Thomas, 1987 from N. Myanmar and China (Yunnan). In the high mountain zone of Nepal several specimens of this genus were collected from five localities. I found that they are different from one another in maculation and male genitalia according to the locality, and that they represent five distinct species differing from any of the three known species reviewed by Thomas (1987). All the eight species of this genus are similar to one another in maculation, but they are rather distinctive in the male genitalia. No female specimen of this genus, supposed to have reduced wings, was collected in Nepal.

*Gonerda thaleia* sp. n. (Pl. 107: 9, holotype)

Male. Expanse 37-38 mm. Abdomen pale yellowish red. Maculation of wings nearly as in *bretaudeauni*. Forewing with postmedian and subterminal yellowish bands more slender; distal margin of postmedian band sinuous in median area. Hindwing with postmedian black

band broader; a slender black terminal line present from costa to CuA<sub>1</sub>. Underside of forewing uniformly suffused with fuscous as in *bretaudeauni*.

Male genitalia (Fig. 609). Somewhat similar to those of *bretaudeauni* (cf. Thomas, 1987: fig. 5), but different in having slightly stouter apical process of uncus, valva costa raised dorsally before middle, and much longer median process of juxta.

Holotype. ♂, Kanchenjunga, Mechi, Yangma (4,000 m), 24. vii. 1963 (T. Haruta *et al.*). Paratype. Kanchenjunga, Mechi, Kambachen (3,950 m), 1♂, 14. vii. 1963 (T. Haruta *et al.*).

***Gonerda kale* sp. n.** (Pl. 107: 11, holotype; 10)

Male. Expanse 35–36 mm. Abdomen pale yellowish orange. Maculation of wings most similar to that of *thaleia*, distinguished from it by smooth distal margin of postmedian band on forewing, rather slender postmedian band, and slender, interrupted terminal band on hindwing. Underside of forewing suffused with fuscous only in median area.

Male genitalia (Fig. 610). Uncus and valva costa as in *thaleia*. Distal process of valva rather short and slightly stouter. Transtilla strongly curved beyond middle. Juxta rather simple, with median, thinly sclerotized, trigonate sclerite. Aedeagus vesica with a belt-like mass of short spines.

Holotype. ♂, Inner Himal, Dhaulagiri, Mustang, Sangda (4,460 m), 25. vi–3. vii. 1994 (M. S. Limbu). Paratype. 1♂, same data as holotype.

***Gonerda auxo* sp. n.** (Pl. 107: 6, holotype; 7)

Male. Expanse 33–37 mm. Abdomen pale red. Characterized by the forewing with second and third yellowish bands connected by a short streak below cell. Hindwing with terminal band as in *kale*. Underside of forewing as in *thaleia*.

Male genitalia (Fig. 611). Nearly identical with those of *thaleia*, differing in having apical process of uncus more slender, and juxta lacking central process.

Holotype. ♂, Rolwaling Himal, Janakpur, Na-Gaon (4,050 m), 18–19. vii. 1993 (M. S. Limbu). Paratypes. 7♂, same data as holotype.

***Gonerda euphrosyne* sp. n.** (Pl. 107: 4, holotype; 5)

Male. Expanse 32 mm. Smallest in the genus. Abdomen yellowish orange. Forewing with costa completely black, not interrupted by yellowish bands; postmedian and subterminal yellowish bands very slender. Hindwing pale orange; subterminal black band relatively broad, almost reaching termen. Underside of forewing not dusted with fuscous.

Male genitalia (Fig. 612). Apical process of uncus and distal process of valva slightly longer than in *thaleia*. Transtilla short, not so heavily sclerotized. Median part of juxta simple.

Holotype. ♂, Manaslu Himal, Gandaki, Mt Manaslu (4,170 m), 2. v. 1974. Paratype. 1♂, same data as holotype.

***Gonerda aglaia* sp. n.** (Pl. 107: 8, holotype)

Male. Expanse 44 mm. Largest in the genus. Abdomen yellowish orange except vivid red basal segments. Forewing with yellowish bands broad; distal margin of postmedian and subterminal bands sinuous. Hindwing without terminal black band; discoidal spot touching black postmedian band, and their boundary not clear. Underside of forewing dusted sparsely with fuscous in median area.

Male genitalia (Fig. 613). Uncus with apical process very long. Valva broadest in

congeners, with distal process stout. Transtilla heavily sclerotized, thick and enlarged. Median part of juxta heavily sclerotized, highly raised, produced caudally with scobinate apical area.

Holotype. ♂, Langtang Himal, Bagmati, Langtang (3,880 m), 20–22. vii. 1979.

***Preparctia cupido* sp. n.** (Pl. 107: 12, holotype)

Male. Expanse 50 mm. Similar to *P. hannyingtoni* Hampson from Kumaon, N. W. India. Forewing with yellowish bands broader; postmedian band not so strongly curved outwardly as in *hannyingtoni*. Hindwing yellowish orange instead of crimson; postmedian band seen in *hannyingtoni* absent; subterminal band constricted at middle and on vein CuA<sub>2</sub>.

Male genitalia (Fig. 614). Uncus with apical process stout, gradually tapered towards bluntly pointed apex. Valva relatively slender; distal process long and stout, bilobed apically. Median process of juxta long, covered with short spines in apical half. Transtilla rather short, thinly sclerotized, densely covered with short and stout spines. Aedeagus broad, expanded apically; cornuti of two groups of short spines.

Holotype. ♂, Machhapuchar, 17. vi. 1974 (S. Yamaguchi & T. Aoki).

The genus *Preparctia* Hampson has hitherto been known to comprise the following five species: *romanovi* (Grum-Grshimailo) (Tibet), *allardi* (Oberthür) (Tibet), *mirifica* (Oberthür) (Sichuan, China), *buddenbrocki* Kotsch (Kansu, China) and *hannyingtoni* Hampson (Kumaon). Among them *romanovi* and *allardi* are distinct in having yellow hindwing with basal orange suffusion, and subterminal yellowish band on forewing strongly angulate inwards at middle, reaching postmedian band. *P. mirifica*, the type species of the genus, and *buddenbrocki* also have strongly angulate subterminal band on forewing, but are different in having hindwing crimson instead of yellow.

***Callimorpha principalis*** (Kollar) (Pl. 79: 4)

[Inner Himal] Muktinath: 1♂, 6–7. vii. 1994. Dhung: 1♂, 24. vi. 1994.

***Lemyra stigmata*** (Moore) (Pl. 76: 6)

[Langtang Himal] Langtang: 1♂, 10. viii. 1993 (K. Shirakawa).

***Lemyra rubitincta*** (Moore) (Pl. 79: 13)

[Langtang Himal] Langtang: 3♂4♀, 10–12. viii. 1993 (K. Shirakawa).

***Spilarctia leopardina*** (Kollar) (Pl. 107: 2, 3)

[Inner Himal] Muktinath: 5♂1♀, 25–27. v. 1993.

The species recorded as *S. leopardina* [sic] in part 3 (Pl. 79: 9) and the one here recorded and illustrated are clearly different from each other in the shape of valva and cornuti of aedeagus in the male genitalia. But, as I have not examined the type material of *leopardina* and two taxa currently treated as synonyms of *leopardina*, *Arctia divisa* Walker, 1855 and *Ardices liturata* Walker, 1869, I can not determine accurately the specific names of above two. However, since the specimens here illustrated match well the figure of *leopardina* in Seitz, vol. 10, I record them as *leopardina*, and correct the species in part 3 as *S. sp.* All the specimens here recorded were captured in high mountain areas.

***Spilarctia rubilinea*** (Moore) (Pl. 18: 6)

[Langtang Himal] Langtang: 1♂, 10. viii. 1993 (K. Shirakawa).

***Spilarctia casignata*** (Kollar) (Pl. 18: 2)

[Langtang Himal] Langtang: 1♂, 10. viii. 1993 (K. Shirakawa).

### Addenda to Parts 1-3

#### LITHOSIINAE

***Eilema plagiata*** (Walker) (Pl. 108: 13)

*Teulisna plagiata* Walker, 1862, *J. Linn. Soc.* 6: 109.

[Kosi] Pheksinda: 1 ♀, 6-13. V. 1994.

***Mithuna quadriplaga*** Moore (Pl. 108: 16)

*Mithuna quadriplaga* Moore, 1878, *Proc. zool. Soc. Lond.* 1878: 21, pl. 2, fig. 9.

Mt Phulchouki: 1 ♀, 12-13. vi. 1994.

***Nishada flabrifera*** Moore (Pl. 108: 14)

*Nishada flabrifera* Moore, *Proc. zool. Soc. Lond.* 1878: 23.

Godavari: 1 ♂, 13. iv. 1990.

***Cyana coccina*** (Moore) (Pl. 108: 11, 12)

*Bizone coccina* Moore, 1878, *Proc. zool. Soc. Lond.* 1878: 28, pl. 3, fig. 14.

*Cyana bianca*: Kishida, 1994, *Tinea* 14 (Suppl. 1): 70 (nec Walker, 1856).

[Mechi] Godok: 4 ♂ 3 ♀, 8-17. x. 1993.

This species was erroneously recorded as *C. bianca* in part 3 of this series.

***Cyana candida*** (Felder & Rogenhofer) (Pl. 108: 5-8)

*Chionaema candida* Felder & Rogenhofer, 1875, *Reise öst. Fregatte Novara (Zool.)* 2: pl. 103, fig. 17.

[Janakpur] Jiri: 1 ♀, 13-15. viii. 1993. [Bagmati] Lama Hotel: 1 ♂, 13. viii. 1993.

This species is distributed from N. W. India to Sikkim and Tibet. The specimens from Nepal (Pl. 108: 7, 8) are different in appearance from those from Kashmir (Pl. 108: 5, 6) in having black discal spot and two black spots above cross-vein on forewing smaller and less conspicuous. They can be evidently separable subspecifically. However, as the exact type locality of *candida* is unclear, stated only as "Himalayas" in the original description, it is impossible to determine which population belongs to nominate subspecies.

***Cyana signa*** (Walker) (Pl. 108: 9, 10)

*Bizone signa* Walker, 1854, *List Specimens lepid. Insects Colln Br. Mus.* 2: 550.

Godavari: 1 ♂, 26. v. 1990. [Kosi] Pheksinda: 3 ♂ 1 ♀, 6-13. v. 1994. [Sagarmatha]

Okhaldhunga: 1 ♀, 2-9. x. 1991; 1 ♂, 29. x. 1992. [Janakpur] Jiri: 1 ♂, 8-9. vii. 1993.

***Diduga flavicostata*** (Snellen) (Pl. 108: 17)

*Pitane flavicostata* Snellen, 1879, *Tijdschr. Ent.* 22: 92, pl. 10, fig. 8.

Godavari: 1 ♂, 3. viii. 1992.

***Stigmatophora palmata*** (Moore) (Pl. 108: 15)

*Iyclene palmata* Moore, 1878, *Proc. zool. Soc. Lond.* 1878: 31, pl. 3, fig. 5.

[Kosi] Pheksinda: 1 ♂, 6-13. v. 1994.

#### ARCTIINAE

***Nikaea longipennis longipennis*** (Walker) (Pl. 107: 1)

*Hypercompa longipennis* Walker, 1855, *List Specimens lepid. Insects Colln Br. Mus.* 3: 655.

[Bagmati] Kathmandu: 1 ♀, 14. vii. 1963 (T. Haruta *et al.*).

***Spilarctia sagittifera* Moore (Pl. 107: 13, 14)**

*Spilarctia sagittifera* Moore, 1888, *Proc. zool. Soc. Lond.* 1888: 394.

*Spilarctia obliqua*: Kishida, 1992, *Tinea* 13 (Suppl. 2): 74, pl. 18, fig. 7 (nec Walker 1855).

Godavari: 1 ♂, 26. iii. 1990; 1 ♂, 18. iv. 1991; 2 ♂, 9–22. v. 1991; 1 ♂, 21. vi. 1991. [Mechi] Hang-Pang: 4 ♂, 12–14. iv. 1993. [Sagarmatha] Okhaldhunga: 1 ♂, 6. V. 1990; 1 ♂, 11. x. 1991.

This species was erroneously recorded as *S. obliqua* in part 1. True *obliqua* is recorded below.

Thomas (1994) stated that *sagittifera* is distributed in Taiwan. It is clear that *Spilarctia taiwanensis* (Matsumura) is nothing other than *sagittifera*, and I downgrade it as a Taiwanese subspecies of the latter: *Spilarctia sagittifera taiwanensis* Matsumura, 1927, **stat. n.**

***Spilarctia obliqua* (Walker) (Pl. 107: 15, 16)**

Godavari: 5 ♂ 1 ♀, 10–17. vi. 1963 (T. Haruta *et al.*). [Mechi] Gunsu: 7 ♂, 11–13. vii. 1963 (T. Haruta *et al.*). [Bagmati] Kathmandu: 2 ♂, 16. v. 1969 (T. Miyashita).

***Spilarctia yukikoeae* sp. n. (Pl. 107: 19, holotype)**

Male. Similar to *Spilarctia neurographa* (Hampson) from Taiwan in the wing pattern, but readily distinguished from it by the following features. Expanse 33 mm. Smaller than *neurographa*. Antennal branches somewhat shorter and its shaft tinged with brown. Forewing with almost all the black spots smaller; black spots on costa absent, while in *neurographa* four black spots are on costa; below median nervure near base, a small black spot present instead of a wide black stria.

Male genitalia (Fig. 615). Similar to those of *neurographa*, but different in the flattened tip of uncus and the more slender valva.

Holotype. ♂, Sagarmatha, Thaktok (3,100 m), 22. v. 1993 (M. S. Limbu). Paratype. Sagarmatha, Dagchu (2,880 m), 1 ♂, 23–24. V. 1993 (M. S. Limbu).

The specific name is derived from my daughter.

***Spilarctia strigatula* (Walker) (Pl. 107: 17)**

*Spilosoma strigatula* Walker, 1855, *List Specimens lepid. Insects Colln Br. Mus.* 3: 613.

[Mechi] Godok: 2 ♀, 11–18. vi. 1993.

***Spilarctia subcarnea* (Walker) (Pl. 107: 18)**

*Spilosoma subcarnea* Walker, 1855, *List Specimens lepid. Insects Colln Br. Mus.* 3: 675.

[Mechi] Godok: 1 ♂, 14. iv. 1993.

**References**

- Cerny, K., 1993. A contribution to the knowledge of the genus *Dolice* Walker (Lepidoptera: Arctiidae, Lithosiinae) from the Philippines. *Nachr. ent. Ver. Apollo, Frankf. a. M.* (Suppl.) 12: 31–97.
- Inoue, H., 1982. Arctiidae. *Moths of Japan* 1: 638–659. Kodansha, Tokyo.
- Thomas, 1987. *Gonerda watsoni* spec. nov. (Lep., Arctiidae) und ihre verwandten Arten. *Nachr. ent. Ver. Apollo* (N. F.) 7: 125–131.
- , 1994. Revision der *casigneta*-Gruppe der Gattung *Spilosoma* (Lepidoptera, Arctiidae). *Heteroc. sumatr.* 7: 181–200.

## LYMANTRIIDAE

Yasunori Kishida

*Varmina indica* (Walker) (Pl. 106: 1)

*Gluphisia indica* Walker, 1855, *List Specimens lepid. Insects Colln Br. Mus.* 5: 1039.  
[Langtang Himal] Langtang: 1 ♀, 22. vii. 1992 (K. Suzuki).

*Calliteara complicata* (Walker) (Pl. 54: 4)

[Langtang Himal] Langtang: 2 ♂, 10. viii. 1993 (K. Shirakawa).

*Dasychira eximia* sp. n. (Pl. 106: 2)

Male. Expanse 30 mm. Very similar to *D. flavimacula* Moore, 1865 (Pl. 106: 3, 4) in coloration and maculation, but smaller with more roundish wings. Hindwing brownish fuscous, with conspicuous, blackish discal spot and postmedian band. Underside of both wings tinged with brown, with discal spot on forewing larger and roundish.

Male genitalia (Fig. 604). Valva rather broad in distal half; basal part of costa smooth, not raised dorsally as in *flavimacula* (Fig. 605). Juxta bilobed with more slender apical portion.

Holotype. ♂, Rolwaling Himal, Janakpur, Na-Gaon (4,050 m), 18-19. vii. 1993 (M. S. Limbu). Paratype. 1 ♂, same data as holotype.

### Addenda to Parts 1-3

*Calliteara cerebosa* (Swinhoe) (Pl. 106: 5, 6)

*Lymantria cerebosa* Swinhoe, 1903, *Trans. ent. Soc. Lond.* 1903: 483.

Godavari: 1 ♂, 2. x. 1989; 1 ♀, 7. v. 1991; 1 ♀, 1. viii. 1991; 1 ♂, 24. ii. 1992; 1 ♂, 1. iii. 1992; 1 ♀, 2. iv. 1992.

*Dasychira flavimacula* Moore (Pl. 106: 3, 4)

*Dasychira flavimacula* Moore, 1865, *Proc. zool. Soc. Lond.* 1865: 804.

[Mechi] Tartanla (2,450 m): 3 ♀, 28. vii. 1963 (T. Haruta *et al.*). [Kosi] Chittrei: 1 ♂, 29. vi. 1992. [Janakpur] Jiri: 1 ♂, 27-30. v. 1993. Riggi Su: 4 ♂, 20. vii. 1993.

*Dasychira sawanta* Moore (Pl. 105: 15)

*Dasychira sawanta* Moore, 1859, in Horsfield & Moore, *Cat. lepid. Insects Mus. nat. Hist. East-India House* 2: 340.

[Mechi] Godok: 3 ♂, 3-5. i. 1994 (K. Suzuki).

*Dasychira patura* (Walker) (Pl. 105: 16, 17)

*Thelde patula* Walker, 1862, *J. Linn. Soc.* 6: 140.

Godavari: 1 ♂, x. 1990. [Mechi] Godok: 1 ♀, 21-22. iv. 1993. Birtamond: 1 ♂, 2. i. 1994 (K. Suzuki).

*Rhypotoses drepanioides* sp. n. (Pl. 106: 14, holotype)

Expanse 27 mm. Remarkable species with apex of forewing produced like drepanids. Antennal shaft gray, with branches blackish gray. Frons pale yellow, vertex, thorax and abdomen blackish brown above. Legs yellow, and abdomen pale yellow beneath. Forewing fuscous brown with very inconspicuous maculation; ante- and postmedian bands faintly marked, only slightly darker than ground color; cilia black. Hindwing uniformly blackish brown; cilia black. Underside of forewing black, with costal area widely brown and with a

large yellow part below cell to hindmargin.

Male genitalia (Fig. 606). Valva nearly trigonate, simple. Juxta heart-shaped. Aedeagus thick and short.

Holotype. ♂, Kosi, Pheksinda, 6–13. v. 1994 (M. S. Limbu). Paratype. 1 ♂, same data as holotype.

***Dura alba*** Moore (Pl. 106: 10)

*Dura alba* Moore, 1879, in Hewitson & Moore, *Descr. new Indian lepid. Insects Colln late Mr Atkinson*: 56.

[Mehi] Godok: 1 ♀, 8–17. x. 1993.

***Ilema chloroptera*** (Hampson) (Pl. 105: 10–12)

*Dasychira chloroptera* Hampson, 1892, *Fauna Br. India* (Moths) 1: 450.

[Kosi] Pheksinda: 4♂2♀, 6–13. v. 1994.

***Ilema melanochlora*** (Hampson) (Pl. 80: 20) (Pl. 105: 14)

*Malachitis melanochlora*: Kishida, 1994, *Tinea* 14 (Suppl. 1): 73.

[Kosi] Pheksinda: 1 ♀, 11. vii. 1992.

A female moth is here illustrated for the facility of identification.

***Ilema cyrteschata*** (Collenette), **comb. n.** (Pl. 105: 13)

*Dasychira cyrteschata* Collenette, 1939, *Ann. Mag. nat. Hist.* (11) 4: 337.

Godavari: 1♂, 12. iv. 1990; 1♂, 17. vi. 1991. Mt Phulchouki: 3♂, 17–22. vi. 1992; 1♂, 2. vii. 1992.

***Laelia umbrina*** (Moore) (Pl. 106: 7, 8)

*Procodeca umbrina* Moore, 1888, *Proc. zool. Soc. Lond.* 1888: 398.

Godavari: 1♂, 23. v. 1990; 1♂, 5. iv. 1992.

***Arctornis comma*** (Hutton) (Pl. 106: 9)

*Ocinara comma* Hutton, 1865, *Trans. ent. Soc. Lond.* (3) 2: 330.

Godok: 1 ♀, 11–18. vi. 1993.

***Lymantria serva serva*** (Fabricius) (Pl. 106: 12, 13)

*Bombyx serva* Fabricius, 1793, *Ent. Syst.* 3: 474.

Godavari: 1♂, 22. ix. 1989; 1♂2♀, 8–11. iv. 1990; 1♂, 2. vii. 1990; 1♂, 21. iv. 1991; 1♂, 23. v. 1991. [Kosi] Pheksinda: 2♀, 6–13. v. 1994. [Sagarmatha] Okhaldhunga: 1♂, 12. vi. 1990.

***Lymantria lepcha*** Moore (Pl. 106: 11)

*Lymantria lepcha* Moore, 1879, in Hewitson & Moore, *Descr. new Indian lepid. Insects Colln late Mr Atkinson*: 54.

[Mehi] Godok: 1♂, 11–18. vi. 1993; 1♂, 8–17. x. 1993.

***Lymantria semicincta*** (Walker) (Pl. 80: 23, 25)

In part 3, I recorded *Lymantria rhodina* Walker (♂) and *L. semicincta* (Walker) (♀) separately, but I overlooked Collenette, 1933, *Novit. zool.* 39: 21–33, in which these two were treated as the male and female of the same species.

## BOMBYCIDAE

Yasunori Kishida

### Addenda to Parts 1-3

*Gunda ochracea* Walker (Pl. 105: 8)

*Gunda ochracea* Walker, 1862, *J. Linn. Soc.* 6: 177.

[Mehi] Godok: 1♂, 3-5. i. 1994, (K. Suzuki).

## NOCTUIDAE: AGANAINAE

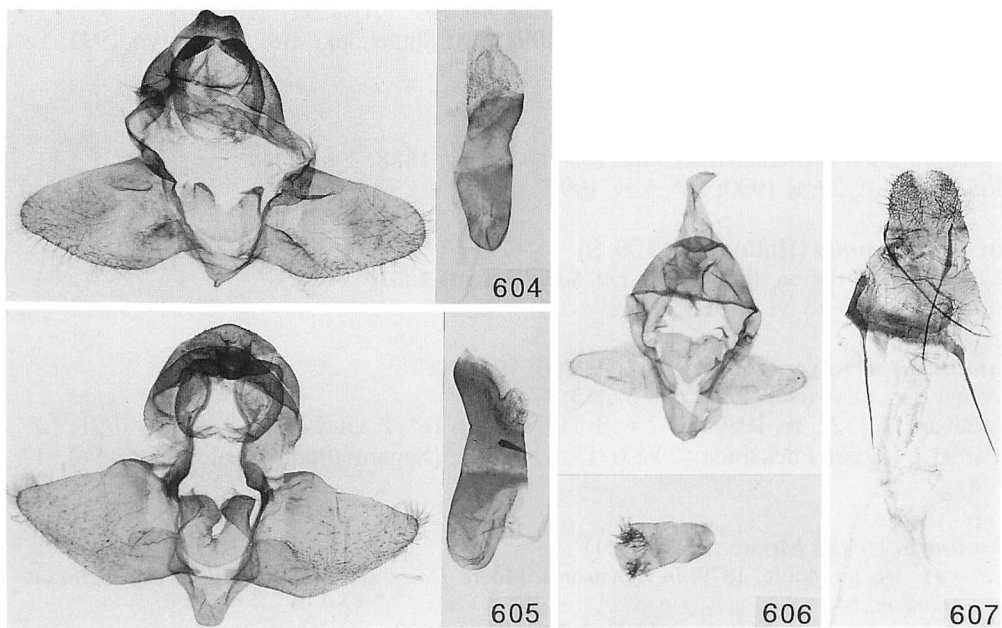
Yasunori Kishida

### Addenda to Parts 1-3

*Neochera inops* (Walker) (Pl. 106: 16)

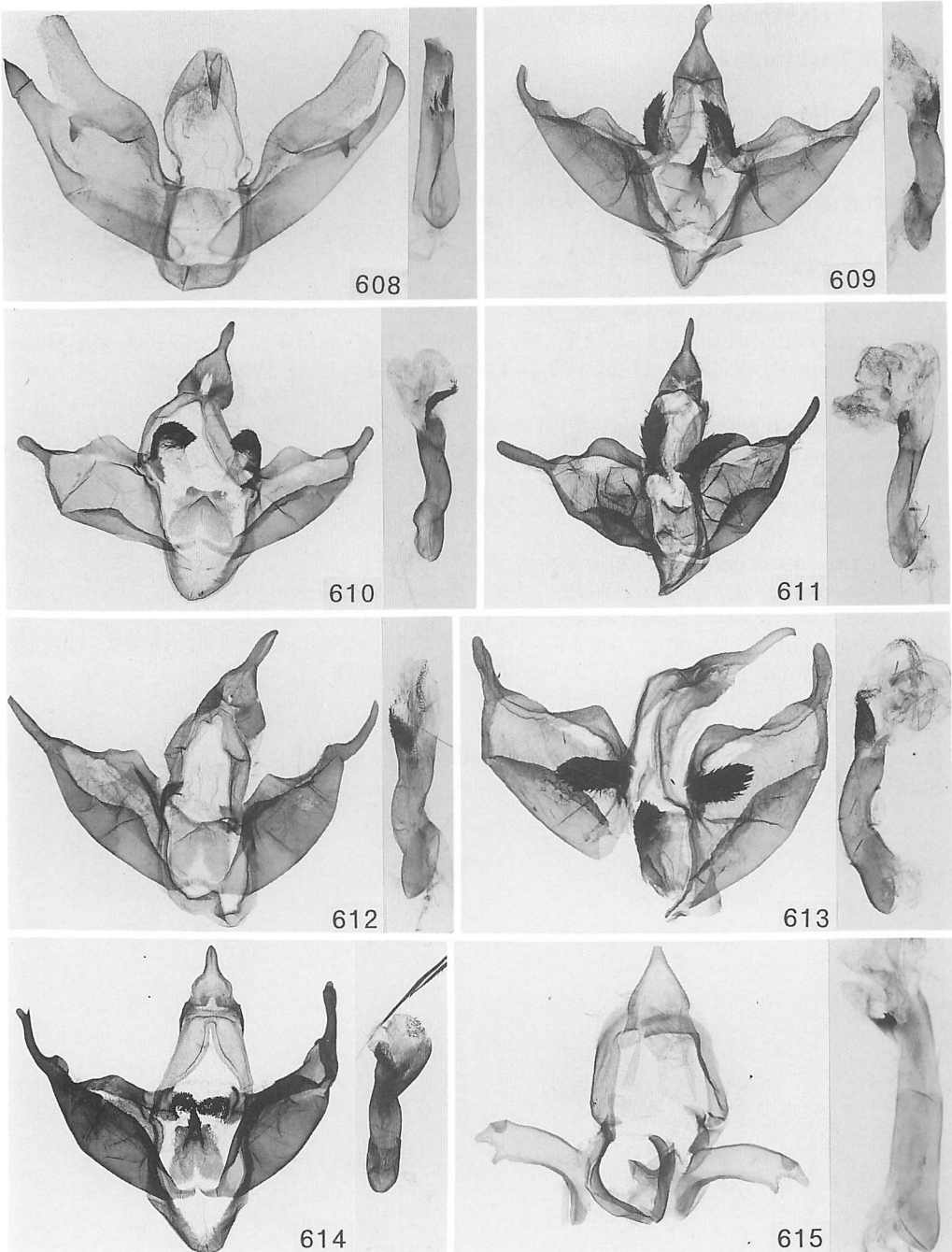
*Hypsa inops* Walker, 1854, *List Specimens lepid. Insects Colln Br. Mus.* 2: 457.

[Mehi] Godok: 1♀, 8-7. x. 1993.



Figs 604-606. Male genitalia. 604. *Dasychira eximia* sp. n., paratype. 605. *D. flavimacula* Moore. 606. *Rhyptotes drepanioides* sp. n., paratype.  
Fig. 607. Female genitalia of *Syrastrenopsis bilinea* sp. n., paratype.





Figs 608-615. Male genitalia. 608. *Cyana nigrilinea* sp. n., paratype. 609. *Gonerda thaleia* sp. n., paratype. 610. *G. kale* sp. n., paratype. 611. *G. auxo* sp. n., paratype. 612. *G. euphrosyne* sp. n., paratype. 613. *G. aglaia* sp. n., holotype. 614. *Preparctia cupido* sp. n., holotype. 615. *Spilarctia yukikoeae* sp. n., paratype.

## THYATIRIDAE

Hiroshi Yoshimoto

***Gaurena florens obscura*** Werny (Pl. 13: 2)

[Rolwaling Himal] Daldung: 1 ♀, 16. vii. 1993. Beding: 1 ♂, 17. vii. 1993.

***Gaurena albifasciata nepalensis*** Werny (Pl. 82: 24)

[Rolwaling Himal] Beding: 2 ♂, 17. vii. 1993. [Langtang Himal] Langtang: 1 ♂ 1 ♀, 24. vii. 1992 (K. Suzuki); 1 ♂, 11. viii. 1993 (K. Shirakawa).

***Gaurena nigrescens*** Werny (Pl. 82: 26)

[Rolwaling Himal] Daldung: 4 ♂ 1 ♀, 16. vii. 1993. Beding: 3 ♀, 17. vii. 1993. Na-Gaon: 1 ♂, 18-19. vii. 1993. [Inner Himal] Churi Lattar: 1 ♀, 11-13. vii. 1994.

***Psidopala tenuis falkneri*** Werny (Pl. 116: 22)

*Psidopala tenuis falkneri* Werny, 1966, *Unters. Syst. Tribus Thyatirini, Macrothyatirini, Habrosynini Tetheini*: 203, pl. 5, figs 95, 106.

[Rolwaling Himal] Beding: 1 ♀, 17. vii. 1993.

***Habrosyne conscripta nepalensis*** Werny (Pl. 116: 21)

*Habrosyne conscripta nepalensis* Werny, 1966, *Unters. Syst. Tribus Thyatirini, Macrothyatirini, Habrosynini Tetheini*: 268, pl. 9, figs 162, 168.

[Rolwaling Himal] Beding: 5 ♂ 1 ♀, 17. vii. 1993. Na-Gaon: 1 ♂, 18-19. vii. 1993. [Langtang Himal] Langtang: 1 ♀, 23. vii. 1992 (K. Suzuki).

***Spica luteola*** Swinhoe (Pl. 61: 12)

[Langtang Himal] Langtang: 1 ♀, 22. vii. 1992 (K. Suzuki); 1 ♂ 1 ♀, 10. viii. 1993 (K. Shirakawa).

## NOCTUIDAE

Hiroshi Yoshimoto

## PANTHEINAE

*Anacronicta infausta* (Walker) (Pl. 13: 18)  
[Langtang Himal] Langtang: 1 ♀, 22. vii. 1992 (K. Suzuki).

## ACRONICTINAE

*Diphtherocome pallida* (Moore) (Pl. 83: 5)  
[Khumbu Himal] Everest View Hotel: 4♂ 1 ♀, 17-20. v. 1993. [Langtang Himal] Langtang: 5♂ 2 ♀, 11-12. viii. 1993 (K. Shirakawa).

*Diphtherocome vigens* (Walker) (Pl. 83: 6)  
[Rolwaling Himal] Daldung: 1♂, 16. vii. 1993. Beding: 1♂ 3 ♀, 17. vii. 1993.

## HELIOTHINAE

*Helicoverpa armigera* (Hübner) (Pl. 14: 21)  
[Rolwaling Himal] Dhungeni: 1 ♀, 10. vii. 1993. Na-Gaon: 1♂, 18-19. vii. 1993. [Ganesh Himal] Yuli Karka: 8♂ 19 ♀, 12-13. v. 1993. [Inner Himal] Sangda: 1 ♀, 25. vi-3. vii. 1994. Thorong Phedi: 2♂, 10. vii. 1994. Churi Lattar: 1♂ 2 ♀, 11-13. vii. 1994.

NOCTUINAE (excluding *Hermonassa*, which is analyzed by Sugi in this part (pp. 90-109).

*Agrotis segetum* ([Denis & Schiffermüller]) (Pl. 14: 5)  
[Khumbu Himal] Everest View Hotel: 3♂ 3 ♀, 17-20. v. 1993. [Rolwaling Himal] Na-Gaon: 1 ♀, 18-19. vii. 1993. [Ganesh Himal] Yuli Karka: 2 ♀, 12-13. v. 1993. [Inner Himal] Muktinath: 1 ♀, 25-27. v. 1993. Dhung: 1 ♀, 24. vi. 1994. Thorong Pass (W): 1 ♀, 8-9. vii. 1994.

*Agrotis fraterna* Moore (Pl. 83: 11; Pl. 109: 5)  
[Khumbu Himal] Everest View Hotel: 5♂ 9 ♀, 17-20. v. 1993. [Rolwaling Himal] Na-Gaon: 1 ♀, 18-19. vii. 1993. [Langtang Himal] Langtang: 1 ♀, 10. viii. 1993 (K. Shirakawa). [Inner Himal] Sangda: 3♂, 25. vi-3. vii. 1994. Churi Lattar: 2♂, 11-13. vii. 1994.

The specimens from Inner Himal (Pl. 109: 5) have the dark and leaden gray forewings and are readily distinguished from the specimens of other localities including those recorded in part 3. In the male genitalia (Fig. 618) they are not separable and I record them as *fraterna*.

*Agrotis justa* Corti (Pl. 109: 6)  
*Agrotis justa* Corti, 1932, in Seitz, *Gross-Schmett. Erde* 3 (Suppl.): 44, pl. 5, row h.  
[Inner Himal] Muktinath: 7♂, 25-27. v. 1993.

For identification of this species I owed a lot to Mr M. R. Honey of the Natural History Museum, London, and Dr L. Ronkay of the Hungarian Natural History Museum, Budapest.

The male genitalia (Fig. 619) are very similar to those of the preceding species, but the costa of valva is more excurved in the middle and the marginal spines of cucullus are more in number than in *fraterna*.

*Agrotis biconica* Kollar (Pl. 85: 15)

[Langtang Himal] Langtang: 1♂, 23. vii. 1992 (K. Suzuki).

***Agrotis ipsilon*** (Hufnagel) (Pl. 14: 4)

[Khumbu Himal] Everest View Hotel: 34♂36♀, 17-20. v. 1993. [Rolwaling Himal] Dhungeni: 1♀, 10. vii. 1993. Beding: 1♂, 17. vii. 1993. Na-Gaon: 10♂6♀, 18-19. vii. 1993. [Langtang Himal] Langtang: 1♂, 22. vii. 1992 (K. Suzuki); 3♂, 11. viii. 1993 (K. Shirawaka). [Ganesh Himal] Yuli Karka: 5♂3♀, 12-13. v. 1993. [Inner Himal] Muktinath: 3♂1♀, 25-27. v. 1993. Dhung: 1♀, 24. vi. 1994. Sangda: 24♂21♀, 25. vi-3. vii. 1994. Thorong Pass (W): 10♂2♀, 8-9. vii. 1994. Thorong Phedi: 1♂1♀, 10. vii. 1994. Churi Lattar: 2♂1♀, 11-13. vii. 1994.

***Euxoa inexpectata*** (Alphéraky) (Pl. 109: 7)

*Agrotis lidia* var. *inexpectata* Alphéraky, 1897, *Mém. Lépid.* 9: 158, pl. 11, fig. 8.

[Langtang Himal] Langtang: 1♂, 24. vii. 1992 (K. Suzuki). [Inner Himal] Sangda: 13♂2♀, 25. vi-3. vii. 1994. Churi Lattar: 3♂2♀, 11-13. vii. 1994.

***Euxoa amorpha*** Boursin (Pl. 109: 8)

*Euxoa amorpha* Boursin, 1964, *Veröff. zool. StSamml. Münch.* 8: 10, pl. 1, fig. 5, pl. 5, fig. 7.

[Inner Himal] Sangda: 1♂, 25. vi-3. vii. 1994.

Upper Thini: 5♂, 20-21. v. 1974 (T. Aoki & S. Yamaguchi).

***Euxoa ochrogaster rossica*** (Staudinger) (Pl. 14: 6; Pl. 109: 9, 10)

[Khumbu Himal] Everest View Hotel: 1♀, 17-20. v. 1993. [Rolwaling Himal] Na-Gaon: 2♂1♀, 18-19. vii. 1993. [Langtang Himal] Langtang: 1♀, 23. vii. 1992 (K. Suzuki); 1♂1♀, 23-24. vii. 1992 (K. Suzuki); 14♂5♀, 11-12. viii. 1993 (K. Shirakawa). [Ganesh Himal] Yuli Karka: 1♀, 12-13. v. 1993. [Inner Himal] Dhung: 1♂, 24. vi. 1994. Sangda: 10♂5♀, 25. vi-3. vii. 1994. Muktinath: 3♂3♀, 6-7. vii. 1994. Thorong Pass (W): 4♂, 8-9. vii. 1994. Thorong Phedi: 11♂5♀, 10. vii. 1994. Churi Lattar: 2♂1♀, 11-13. vii. 1994.

In Nepalese *Euxoa*, this species is most dominant from middle to high altitude mountainous zone and shows strong individual variation. In the Nepalese material, the vesica of male genitalia (Fig. 620) has a weak and minute dent in the basal swelling.

***Euxoa hypochlora*** Boursin (Pl. 109: 11)

*Euxoa hypochlora* Boursin, 1964, *Veröff. zool. StSamml. Münch.* 8: 10, pl. 1, fig. 6.

[Inner Himal] Muktinath: 1♂1♀, 6-7. vii. 1994.

***Ochropleura herculea*** (Corti & Draudt) (Pl. 14: 7)

[Khumbu Himal] Everest View Hotel: 25♂27♀, 17-20. v. 1993. [Rolwaling Himal] Beding: 1♀, 17. vii. 1993. Na-Gaon: 1♂, 18-19. vii. 1993. [Langtang Himal] Langtang: 1♀, 11. viii. 1993 (K. Shirakawa). [Ganesh Himal] Yuli Karka: 3♂2♀, 12-13. v. 1993. [Inner Himal] Sangda: 1♂1♀, 25. vi-3. vii. 1994. Thorong Pass (W): 1♂, 8-9. vii. 1994.

***Ochropleura triangularis*** Moore (Pl. 14: 8)

[Khumbu Himal] Everest View Hotel: 1♂, 17-20. v. 1993. [Rolwaling Himal] Beding: 1♀, 17. vii. 1993. [Ganesh Himal] Yuli Karka: 1♂, 12-13. v. 1993. [Inner Himal] Sangda: 3♂3♀, 25. vi-3. vii. 1994.

***Ochropleura stentzi*** (Lederer) (Pl. 109: 12)

*Chersotis stentzi* Lederer, 1853, *Verh. zool.-bot. Ver. Wien* 3: 367, pl. 4, fig. 4.

[Langtang Himal] Langtang: 4♂2♀, 10-12. viii. 1993 (K. Shirakawa). [Inner Himal] Sangda: 1♂, 25. vi-3. vii. 1994.

***Dichagyris himalayensis*** Turati (Pl. 109: 20)*Dichagyris himalayensis* Turati, 1933, *Bull. Soc. ent. ital.* 65: 17.

[Inner Himal] Muktinath: 1♂2♀, 6-7. vii. 1994. Dhung: 1♂3♀, 24. vi. 1994. Churi Lattar: 1♂, 11-13. vii. 1994.

According to Fibiger (1990), *himalayensis* Turati and *despecta* Corti & Draudt, both described in 1933, are the same species, and the former is senior synonym. Boursin's (1964) *calamoxantha*, described from Nepal as a subspecies of *despecta*, is probably attributed to the nominal subspecies, *himalayensis*.

***Perissandria sikkima*** (Moore) (Pl. 61: 13; Pl. 109: 13, 14)

[Khumbu Himal] Everest View Hotel: 10♂11♀, 17-20. v. 1993. [Rolwaling Himal] Dhungeni: 1♂, 10. vii. 1993. Daldung: 2♂, 16. vii. 1993. Beding: 1♂, 17. vii. 1993. Na-Gaon: 4♂, 18-19. vii. 1993. [Langtang Himal] Langtang: 6♂, 23-24. vii. 1992 (K. Suzuki); 4♂, 11-12. viii. 1993 (K. Shirakawa). [Ganesh Himal] Yuli Karka: 9♂7♀, 12-13. v. 1993. [Inner Himal] Sangda: 10♂19♀, 25. vi-3. vii. 1994. Thorong Pass (W): 2♂1♀, 8-9. vii. 1994. Churi Lattar: 1♀, 11-13. vii. 1994.

***Perissandria subfusca* sp. n.** (Pl. 109: 15, 16)

♂♀. Similar to *P. sikkima* (Moore), but a little smaller in general (expanse 36-39 mm, length of forewing 18-19 mm instead of expanse 40-46 mm, length of forewing 20-23 mm in *sikkima*), and the hindwing much darker than in *sikkima*, and especially in the male it uniformly tinged with blackish gray.

Male genitalia (Fig. 646). Tip of valva more acutely protrude and juxta wider than in *sikkima* (Fig. 647); caudal end of aedeagus diffusely and minutely scobinate; basal bunch of minute spines on vesica more enlarged.

Female genitalia (Fig. 648). Ductus bursae clothed with minute spines in inner wall, and with a pair of sclerotized patches at caudal end; ductus bursae a little shorter and cervix bursae more strongly sclerotized than in *sikkima* (Fig. 649).

Holotype. ♂, Janakpur, Beding, 17. vii. 1993. Paratypes. 1♂, same data as holotype; 1♂, Janakpur, Na-Gaon, 18-19. vii. 1993. 2♀, Janakpur, Daldung, 16. vii. 1993. 3♂5♀, Langtang, 22-23. vii. 1992 (K. Suzuki); 2♂13♀, 10-12. viii. 1993 (K. Shirakawa).

***Diarsia albipennis*** (Butler) (Pl. 83: 24)

[Khumbu Himal] Everest View Hotel: 1♂, 17-20. v. 1993.

***Diarsia basistriga*** (Moore) (Pl. 14: 16)

[Langtang Himal] Langtang: 1♂, 11. viii. 1993 (K. Shirakawa).

***Diarsia erubescens*** (Butler) (Pl. 14: 15)

[Khumbu Himal] Everest View Hotel: 15♂53♀, 17-20. v. 1993. [Ganesh Himal] Yuli Karka: 16♂17♀, 12-13. v. 1993.

***Diarsia nigrosigna*** (Moore) (Pl. 14: 12)

[Khumbu Himal] Everest View Hotel: 2♀, 17-20. v. 1993. [Ganesh Himal] Yuli Karka: 1♀, 12-13. v. 1993. [Inner Himal] Sangda: 1♂, 25. vi-3. vii. 1994.

***Diarsia mandarinella*** (Hampson) (Pl. 83: 26)

[Rolwaling Himal] Dhungeni: 2♂, 10. vii. 1993.

***Diarsia dichroa*** Boursin (Pl. 83: 25)

[Langtang Himal] Langtang: 1♂, 11. viii. 1993 (K. Shirakara).

***Diarsia claudia*** Boursin (Pl. 109: 19)

*Diarsia claudia* Boursin, 1963, *Bull. mens. Soc. linn. Lyon* 33: 20, fig. 1.

[Rolwaling Himal] Dhungeni: 6♂10♀, 10. vii. 1993. Daldung: 2♂6♀, 16. vii. 1993. Beding: 1♀, 17. vii. 1993. Na-Gaon: 6♀, 18-19. vii. 1993. [Langtang Himal] Langtang: 1♂1♀, 11. viii. 1993 (K. Shirakawa). [Inner Himal] Sangda: 5♂19♀, 25. vi-3. vii. 1994.

***Diarsia vulpina*** (Moore) (Pl. 61: 15, as *hoenei*; Pl. 109: 17, 18)

*Graphiphora vulpina* Moore, 1882, in Hewitson & Moore, *Descr. new Indian lepid. Insects Colln late Mr Atkinson*: 118.

[Khumbu Himal] Everest View Hotel: 17♂13♀, 17-20. v. 1993. [Langtang Himal] Langtang: 8♂1♀, 10-12. viii. 1993 (K. Shirakawa). [Ganesh Himal] Yuli Karka: 5♂2♀, 12-13. v. 1993. [Inner Himal] Muktinath: 1♂, 25-27. v. 1993.

I recorded this species as *hoenei* in the previous parts of this series, but it is incorrect. Through the recent references such as Hacker [1993] and Plante (1994), I was aware that *vulpina* is not an *Orthosia* species treated in Poole's (1989) catalogue, but a member of *Diarsia* as already shown by Boursin (1969), and here I delete my record of *hoenei* from Nepal.

***Xestia cervina*** (Moore) (Pl. 109: 21)

*Mythimna cervina* Moore, 1867, *Proc. zool. Soc. Lond.* 1867: 47, pl. 6, fig. 18.

[Rolwaling Himal] Daldung: 1♀, 16. vii. 1993. Na-Gaon: 2♂2♀, 18-19. vii. 1993.

***Xestia renalis*** (Moore) (Pl. 14: 19)

[Langtang Himal] Langtang: 1♀, 22-24. vii. 1992 (K. Suzuki); 1♂2♀, 10. viii. 1993 (K. Shirakawa).

***Xestia lobbichleri*** (Boursin) (Pl. 109: 23)

*Amathes lobbichleri* Boursin, 1964, *Veröff. zool. StSamml. Münch.* 8: 15, pl. 1, fig. 16, pl. 7, fig. 22.

[Rolwaling Himal] Na-Gaon: 1♂, 18-19. vii. 1993. [Langtang Himal] Langtang: 6♂13♀, 10-12. viii. 1993 (K. Shirakawa). [Inner Himal] Sangda: 12♂22♀, 25. vi-3. vii. 1994. Thorong Phedi: 1♀, 10. vii. 1994. Churi Lattar: 3♂, 11-13. vii. 1994.

***Xestia agalma*** (Püngeler) (Pl. 109: 24)

*Agrotis agalma* Püngeler, 1900, *Dt. ent. Z. Iris* 12: 289, pl. 8, fig. 7.

[Inner Himal] Sangda: 1♀, 25. vi-3. vii. 1994. Muktinath: 1♂, 6-7. vii. 1994.

***Xestia c-nigrum*** (Linnaeus) (Pl. 14: 17)

[Khumbu Himal] Everest View Hotel: 1♂2♀, 17-20. v. 1993. [Rolwaling Himal] Dhungeni: 2♂, 10. vii. 1993.

***Xestia pseudaccipiter*** (Boursin) (Pl. 109: 22)

*Amathes pseudaccipiter* Boursin, 1948, *Z. wien. ent. Ges.* 33: 120, pl. 3, figs 3, 4, pl. 13, fig. 58.

[Langtang Himal] Langtang: 3♂4♀, 10-12. viii. 1993 (K. Shirakawa).

***Xestia semiherbida*** (Walker) (Pl. 14: 20)

[Inner Himal] Sangda: 1♂, 25. vi-3. vii. 1994.

***Xestia olivascens*** (Hampson) (Pl. 110: 27, 28)

*Agrotis olivascens* Hampson, 1894, *Fauna Br. India (Moths)* 2: 182.

[Rolwaling Himal] Dhungeni: 1♂1♀, 10. vii. 1993. Daldung: 2♀, 16. vii. 1993.

The identification is tentative and I show the male and female genitalia (Figs 628 (♂), 645 (♀)) for reference.

The following six species (the *retracta* group here established) are very similar to one another in size, coloration and maculation. They are relatively small sized (expanse 24–32 mm) and the forewing is brown to black with the costa widely paler in general; the orbicular and reniform stigmata are well marked, usually filled in with pale ochre. In the male genitalia, the juxta has one or two long caudal processes, by the shape of which they are readily distinguished from one another. In these species, the females have never been recorded in literature and the more than 60 specimens I examined are all the males.

***Xestia retracta*** (Hampson) (Pl. 110: 1, 2)

*Episilia retracta* Hampson, 1903, *Cat. Lepid. Phalaenae Colln Br. Mus.* 4: 489, pl. 73, fig. 7.

[Rolwaling Himal] Na-Gaon: 22♂, 18–19. vii. 1993. [Langtang Himal] Langtang: 2♂, 20–22. vii. 1992 (K. Suzuki).

The identification is based on Boursin (1964). In the male genitalia (Fig. 622), the juxta is wide and roundish with two long and caudally curved processes.

***Xestia hemitragidia*** (Boursin) (Pl. 110: 3, 4)

*Amathes hemitragidia* Boursin, 1964, *Veröff. zool. StSamml. Münch.* 8: 17, pl. 1, fig. 20, pl. 9, fig. 32.

[Inner Himal] Churi Lattar: 3♂, 11–13. vii. 1994.

The male genitalia (Fig. 624) have the juxta with two caudal processes, which are serrate along ventral margin.

***Xestia semiretracta* sp. n.** (Pl. 110: 9, 10)

♂. Smallest in the *retracta* group (expanse 24–25 mm, length of forewing 12–13 mm).

Male genitalia (Fig. 623). Juxta with two caudal processes; each process wider than in other species of the *retracta* group; base of transtilla swollen, densely clothed with minute spines.

Holotype. ♂, Janakpur, Daldung, 16. vii. 1993. Paratypes. 9♂, same data as holotype.

***Xestia basistriga* sp. n.** (Pl. 110: 7, 8)

♂. Forewing with ground color usually paler than in the other species of the group; a pale basal streak in cellule 1 long and conspicuous in general.

Male genitalia (Fig. 625). Juxta with two caudal processes; each process gradually narrowed towards tip, where it is minutely scobinated.

Holotype. ♂, Machhapuchari-Hinku, 16. vi. 1974 (S. Yamaguchi & T. Aoki). Paratypes. 2♂, same data as holotype. 1♂, Machhapuchari, 17. vi. 1974 (S. Yamaguchi & T. Aoki).

***Xestia longijuxta* sp. n.** (Pl. 110: 11, 12)

♂. Expanse 28–31 mm, length of forewing 13–15 mm. Usually darker than *retracta*, and less tinged with brownish tone.

Male genitalia (Fig. 626). Juxta with two extraordinarily long processes.

Holotype. ♂, Dhaulagiri, Sangda, 25. vi–3. vii. 1994. Paratypes. 9♂, same data as holotype. 6♂, Dhaulagiri, Thorong Pass (W), 8–9. vii. 1994.

***Xestia forsteri*** (Boursin) (Pl. 110: 5, 6)

*Amathes forsteri* Boursin, 1964, *Veröff. zool. StSamml. Münch.* 8: 16, pl. 1, fig. 19, pl. 9, fig. 31. [Rolwaling Himal] Dhungeni: 3♂, 10. vii. 1993.

Machhapuchari-Hinku: 2♂, 16, 18. vi. 1974 (S. Yamaguchi & T. Aoki). Machhapuchari: 1♂, 17. vi. 1974 (S. Yamaguchi & T. Aoki).

In the male genitalia (Fig. 627), the juxta has only one caudal process and the transtilla is heavily scobinated.

The following eight species (the *tenuis* group here established) form another natural group in the genus. They are also relatively small like the *retracta* group. In the male genitalia, there is a roundish sclerotized structure in the manica ventrad of the median fused part of transtilla, and it is densely clothed with minute spines; the shape of harpe is characteristic to each species from rather simple digital form (*tenuis*, *bdelygma*) to wide and more modified one (*cyanosticta*, *friederikae*). Besides the eight species treated below, *destituta* (Leech), *pyrrhothrix* (Boursin), *homochroma* (Hampson), *giselae* (Dierl) are combined with this group.

***Xestia tenuis nepalensis*** (Boursin) (Pl. 110: 13, 14)

*Amathes tenuis nepalensis* Boursin, 1964, *Veröff. zool. StSamml. Münch.* 8: 16, pl. 1, fig. 17, pl. 9, fig. 29.

[Rolwaling Himal] Dhungeni: 4♂2♀, 10. vii. 1993. Goyang: 2♀, 11. vii. 1993. Daldung: 1♂, 16. vii. 1993. Beding: 2♀, 17. vii. 1993. Na-Gaon: 4♀, 18-19. vii. 1993. [Langtang Himal] Langtang: 1♀, 23. vii. 1992 (K. Suzuki); 1♀, 10. viii. 1993 (K. Shirakawa).

In the male genitalia (Fig. 630), the harpe is long and not so strongly curved and in the female genitalia (Fig. 638) the ductus bursae is wide and the corpus bursae has a rather long signum as in the following species.

***Xestia bdelygma*** (Boursin) (Pl. 110: 15, 16)

*Amathes bdelygma* Boursin, 1963, *ForschBer. Landes Nordrhein-Westfalen* 1170: 59, pl. 3, figs 54, 55, pl. 17, fig. 54.

Hinku-Chhumurun: 1♂, 15. vi. 1974 (S. Yamaguchi & T. Aoki). Machhapuchari-Hinku: 1♂, 16. vi. 1974 (S. Yamaguchi & T. Aoki). Machhapuchari: 2♂, 17. vi. 1974 (S. Yamaguchi & T. Aoki).

This species is most related to the preceding species and *X. giselae* (Dierl). In the male genitalia (Fig. 631), the harpe is strongly curved as in *giselae* and the tip of valva is blunt as in *tenuis*. In the female genitalia (Fig. 639), the ductus bursae is longer than in *tenuis* and *giselae*.

***Xestia isochroma*** (Hampson) (Pl. 110: 17, 18)

*Episilia isochroma* Hampson, 1903, *Cat. Lepid. Phalaenae Colln Br. Mus.* 4: 502, pl. 73, fig. 20. [Rolwaling Himal] Beding: 1♂2♀, 17. vii. 1993.

Male genitalia (Fig. 632) are a little different from those of a syntype figured by Boursin (1963) in the shape of cucullus, but the characteristic feature of harpe is nearly identical.

***Xestia gandakiensis* sp. n.** (Pl. 110: 19, 20)

♂ ♀. Expanse 29-30 mm, length of forewing 14-15 mm. Head and thorax dark fuscous with rufous tinge. Forewing purplish fuscous tinged with pale gray in costal and basal areas; antemedian line diffuse, dark rufous gray, angled at median nervure, then oblique and waved to hind margin; orbicular blackish with a diffuse pale gray ring; reniform bent, dark rufous gray with a thin and pale gray bar in it; postmedian line diffuse, dark rufous gray, weakly



excurved from costa to vein 2 with minute dents at veins, then weakly incurved to hind margin; subterminal line from a costal dark fleck, diffuse, dark rufous gray and minutely serrate; cilia dark rufous gray with a thin and ochreous basal line. Hindwing pale cinerous gray, darker in outer area, with a dark and prominent discoidal bar; cilia pale gray with an ochreous basal line.

Male genitalia (Fig. 633). Similar to those of *isochroma*, but the tip of valva a little more blunt and harpe smooth, while in *isochroma* the harpe is irregularly rugged.

Female genitalia (Fig. 641). Similar to those of *isochroma*, but ductus bursae a little longer and its caudal margin of the ventral sclerotized part not concave cephalad as in *isochroma*.

Holotype. ♂, Gandaki, Churi Lattar, 11-13. vii. 1994. Paratype. 1 ♀, same data as holotype.

***Xestia cyanosticta* (Dierl), comb. n. (Pl. 110: 23)**

*Amathes cyanosticta* Dierl, 1984, *Spixinia* 7: 197, figs 3, 9, 15, 20.

[Rolwaling Himal] Riggi-Su: 1 ♂, 20. vii. 1993.

This species is most related to *X. pyrrothrix* (Boursin, 1963) from N Yunnan, China, and seems a vicariance of it in Nepal. In the male genitalia (Fig. 634), the shape of harpe is characteristic elkhorn-shaped. In the specimen recorded here, the male genitalia are slightly different from those figured by Dierl (1984) in the shape of juxta and valva, but the shape of harpe is nearly identical. The female genitalia are illustrated by Dierl (1984, fig. 15).

***Xestia friederikae* (Dierl), comb. n. (Pl. 110: 24)**

*Amathes friederikae* Dierl, 1984, *Spixiana* 7: 196, figs 2, 8, 13, 22.

[Rolwaling Himal] Daldung: 1 ♂, 16. vii. 1993. Beding: 3 ♂, 17. vii. 1993. [Langtang Himal] Langtang: 1 ♂ 2 ♀, 23. vii. 1992 (K. Suzuki).

In the male genitalia (Fig. 635), the harpe is elkhorn-shaped like *cyanosticta*, but has more wide base. In the female genitalia (Fig. 643), the ostium is wide and the ductus bursae is elongated; the corpus bursae lacks signum.

***Xestia janakpura* sp. n. (Pl. 110: 21, 22)**

♂ ♀. Expanse 28-31 mm, length of forewing 14-15 mm. Head and thorax light brown. Forewing light brown, often irrorated with pale gray beyond subterminal line; antemedian line diffuse, dark brown, oblique and sinuate to hind margin; orbicular represented by a small black dot; reniform bent, dark brown, with an obsolete and pale gray bar in it; postmedian line dark brown, minutely wavy; subterminal line diffuse, brown, serrate; cilia light brown. Hindwing pale ochreous gray with terminal area narrowly suffused with pale ocher; discoidal bar diffuse, gray, incurved; median line diffuse and gray, loosely wavy, but often obsolete; cilia pale ocher to light brown.

Male genitalia (Fig. 636). Harpe sickle-shaped with wide base.

Female genitalia (Fig. 642). Similar to those of *isochroma*, but ductus bursae a little wider.

Holotype. ♂, Janakpur, Daldung, 16. vii. 1993. Paratypes. 1 ♀, Janakpur, Dhungeni, 10. vii. 1993. 1 ♀, Janakpur, Goyang, 11. vii. 1993. 1 ♂ 2 ♀, Janakpur, Beding, 17. vii. 1993. 1 ♀, Janakpur, Na-Gaon, 18-19. vii. 1993.

***Xestia angara* Hacker & Peks (Pl. 110: 25, 26)**

*Xestia angara* Hacker & Peks, 1990, *Esperiana* 1: 297, text-fig. 37a, pl. C, fig. 11.

Hinku-Chhumurun: 1 ♂ 1 ♀, 15. vi. 1974 (S. Yamaguchi & T. Aoki).

This recently described species is unique in lack of lower process of cucullus in the male genitalia (Fig. 637).

***Estimata clavata*** (Hampson) (Pl. 110: 30-32)

*Episilia clavata* Hampson, 1907, *Ann. Mag. nat. Hist* (8)19: 244.

[Inner Himal] Sangda: 3♂, 25. vi-3. vii. 1994.

The male genitalia (Fig. 629) are somewhat different from those shown by Boursin (1963), that is, the tip of valva is acuter and the harpe is thicker in the specimens recorded here.

***Erebophasma satanas*** Boursin (Pl. 110: 29)

*Erebophasma satanas* Boursin, 1964, *Veröff. zool. StSamml. Münch.* 8: 19, pl. 1, fig. 21, pl. 10, fig. 36.

[Inner Himal] Sangda: 7♂, 25. vi-3. vii. 1994.

***Anaplectoides tamsi*** Boursin (Pl. 14: 2)

[Khumbu Himal] Everest View Hotel: 3♂6♀, 17-20. v. 1993. [Rolwaling Himal] Dhungeni: 7♂1♀, 10. vii. 1993. Beding: 2♂, 17. vii. 1993. Na-Gaon, 4♀: 18-19. vii. 1993. [Langtang Himal] Langtang: 1♂, 23. vii. 1992 (K. Suzuki); 1♂, 12. viii. 1993 (K. Shirakawa). [Ganesh Himal] Yuli Karka: 11♂8♀, 12-13. v. 1993. [Inner Himal] Muktinath: 1♂, 6-7. vii. 1994.

## HADENINAE

***Anarta inexpecta* sp. n.** (Pl. 111: 1, holotype)

♂. Expanse 30 mm, length of forewing 15 mm. Forewing pale gray; antemedian line pale gray, double, diffusely edged outside with black, slightly incurved in cell, then excurved below and dentate at vein 1; orbicular invisible; reniform large, ill-defined and filled with dark gray, accompanying a wide and dark gray bar above; postmedian line double, pale gray, edged inside with black, excurved beyond cell, then incurved with dents at veins 2 and 1; subterminal line indistinct, represented by a row of diffuse pale hues; short black streaks along veins 7, 5 and 2 beyond subterminal line to termen; cilia white, speckled with dark gray. Hindwing brownish gray, with veins thinly stained with black; median area pale whitish gray below costa to vein 2; discoidal spot dark gray, angled; cilia white. Underside. Forewing pale cinerous before postmedian line, and pale brownish gray beyond it; median nervure thickly stained with black; discoidal bar black, thick and curved; cilia white, weakly speckled with black. Hindwing nearly as in upperside.

Male genitalia (Fig. 653). Uncus broadened and flattened; tegumen with peniculus moderately developed; valva with costa highly raised and peaked beyond middle, then producing a short lobe; cucullus relatively small with weak marginal spines; sacculus well developed, minutely and closely dentate around tip; juxta rather elongated, medially raised at arrowheaded bottom. Aedeagus curved near middle, vesica simple, roundish, without cornutus.

Holotype. ♂, Langtang, 27. vii. 1979.

The genus *Anarta* is a well-known circumpolar group, and I think that any member never inhabits the Himalayan region. But, the present new species has a somewhat similar wing pattern to some *Anarta* species, and I describe it under this genus provisionally.

***Polia scotochlora*** Kollar (Pl. 83: 29)

[Khumbu Himal] Everest View Hotel: 2♀, 17-20. v. 1993. [Rolwaling Himal] Dhungeni: 1♂, 10. vii. 1993. [Langtang Himal] Langtang: 2♀, 22. vii. 1992 (K. Suzuki); 1♂, 10. viii. 1993 (K. Shirakawa). [Inner Himal] Sangda: 1♀, 25. vi-3. vii. 1994

***Polia mortua*** (Staudinger) (Pl. 111: 6)*Mamestra mortua* Staudinger, 1888, *Stettin. ent. Ztg* **49**: 249.

[Rolwaling Himal] Dhungeni: 1♂, 10. vii. 1993. Beding: 8♂2♀, 17. vii. 1993. [Langtang Himal] Langtang: 2♂4♀, 10-11. viii. 1993 (K. Shirakawa). [Inner Himal] Sangda: 3♂, 25. vi-3. vii. 1994.

***Polia altaica monotona*** (Bang-Haas) (Pl. 111: 7)*Mamestra monotona* Bang-Haas, 1912, *Dt. ent. Z. Iris* **26**: 145.

[Inner Himal] Muktinath: 6-7. vii. 1994. Dhung: 1♂, 24. vi. 1994. Sangda: 1♂1♀, 25. vi-3. vii. 1994.

***Mamestra brassicae*** (Linnaeus) (Pl. 111: 8)*Phalaena brassicae* Linnaeus, 1758, *Syst. Nat.* (Edn 10) **1**: 516.

[Inner Himal] Sangda: 1♂2♀, 25. vi-3. vii. 1994. Thorong Pass (W): 1♂, 8-9. vii. 1994.

***Haderonia culta*** (Moore) (Pl. 83: 31)

[Rolwaling Himal] Dhungeni: 6♂1♀, 10. vii. 1993. Daldung: 4♂, 16. vii. 1993. Beding: 5♂4♀, 17. vii. 1993. Na-Gaon: 2♂1♀, 18-19. vii. 1993. [Langtang Himal] Langtang: 2♂2♀, 22-23. vii. 1992 (K. Suzuki); 3♂2♀, 11-12. vii. 1993 (K. Shirakawa). [Inner Himal] Sangda: 1♀, 25. vi-3. vii. 1994.

***Haderonia praecipua*** (Staudinger) (Pl. 111: 5)*Mamestra praecipua* Staudinger, 1895, *Dt. ent. Z. Iris* **8**: 316.

[Inner Himal] Sangda: 1♂, 25. vi-3. vii. 1994. Thorong Phedi: 18♂1♀, 10. vii. 1994. Churi Lattar: 24♂2♀, 11-13. vii. 1994.

***Haderonia subarschanica nepalensis*** Boursin (Pl. 111: 14)*Haderonia subarschanica nepalensis* Boursin, 1964, *Veröff. zool. StSamml. Münch.* **8**: 26, pl. 2, figs 41, 42.

[Langtang Himal] Langtang: 2♀, 20-22. vii. 1979; 3♂3♀, 23-24. vii. 1992 (K. Suzuki); 1♂4♀, 10-12. viii. 1993 (K. Shirakawa). [Inner Himal] Sangda: 1♂, 25. v-3. vii. 1994.

***Lasionycta bryoptera*** (Püngeler) (Pl. 83: 32)

[Khumbu Himal] Everest View Hotel: 11♂12♀, 17-20. v. 1993. [Ganesh Himal] Yuli Karka: 1♂, 12-13. v. 1993. [Inner Himal] Muktinath: 5♂, 25-27. v. 1993.

***Lasionycta extrita glacialis*** Boursin (Pl. 111: 12, 13)*Lasionycta extrita glacialis* Boursin, 1964, *Veröff. zool. StSamml. Münch.* **8**: 31, pl. 3, figs 46, 47.

[Rolwaling Himal] Dhungeni: 1♂, 10. vii. 1993. Beding: 1♀, 17. vii. 1993. Na-Gaon: 14♂12♀, 18-19. vii. 1993. [Langtang Himal] Langtang: 7♂1♀, 24. vii. 1992 (K. Suzuki). [Inner Himal] Muktinath: 1♂1♀, 25-27. v. 1993; Sangda: 14♂50♀, 25. vi-27. vii. 1994. Thorong Pass (W): 11♂5♀, 8-9. vii. 1994. Thorong Phedi: 1♀, 10. vii. 1994. Churi Lattar: 1♂3♀, 11-13. vii. 1994.

***Lasionycta lurida*** (Alphéraky) (Pl. 111: 11)*Dianthoecia lurida* Alphéraky, 1892, *Horae Soc. ent. ross.* **26**: 447.

[Inner Himal] Dhung: 1♂, 24. vi. 1994. Sangda: 9♂2♀, 25. vi-3. vii. 1994.

The identification of this species is tentative. The male genitalia (Fig. 650) have short and broadened uncus and valva without inner process seen in *bryoptera* (Fig. 651).***Lasianobia superba*** (Alphéraky) (Pl. 111: 2)*Ulochlaena superba* Alphéraky, 1892, *Horae Soc. ent. ross.* **26**: 447.

*Miselia dichelostigma* Tams, 1929, *Entomologist* 62: 253, pl. 5, fig. 4.

*Cerapteryx lonchilis* Chen, 1982, *Insects Xizang* 2: 80, pl. 3, fig. 6. **Syn. n.**

[Khumbu Himal] Everest View Hotel: 4♂3♀, 17-20. v. 1993. [Ganesh Himal] Yuli Karka: 1♂, 12-13. v. 1993. [Inner Himal] Sangda: 2♂1♀, 25. vi-3. vii. 1994.

*Cerapteryx lonchilis* Chen is apparently same as *superba*. *Lonchilis* was later illustrated in color by Chen, Wang and Lin (1991, pl. 10, fig. 11), but the male genitalia have not ever been figured. Here I show the male genitalia (Fig. 654) for reference.

***Ebertidia haderonides*** Boursin (Pl. 111: 23, 24)

*Ebertidia haderonides* Boursin, 1967, *Entomops* 2 (12): 126, figs 3, 5, 6.

[Khumbu Himal] Everest View Hotel: 1♂, 17-20. v. 1993. [Rolwaling Himal] Na-Gaon: 4♂1♀, 18-19. vii. 1993. [Langtang Himal] Langtang: 6♀, 24. vii. 1992 (K. Suzuki). [Inner Himal] Churi Lattar: 1♀, 11-13. vii. 1994.

***Tricheurois cuprina*** (Moore) (Pl. 111: 4)

*Apamea cuprina* Moore, 1881, *Proc. zool. Soc. Lond.* 1881: 345, pl. 38, fig. 2..

[Rolwaling Himal] Daldung: 2♂, 16. vii. 1993. Na-Gaon: 1♀, 18-19. vii. 1993. [Langtang Himal] Langtang: 3♂, 22-24. vii. 1992 (K. Suzuki). [Inner Himal] Churi Lattar: 1♂, 11-13. vii. 1994.

***Tricheurois tibetica*** Boursin (Pl. 111: 3)

*Tricheurois tibetica* Boursin, 1965, *Z. wien. ent. Ges.* 50: 119. pl. 14, figs 1, 6.

[Rolwaling Himal] Daldung: 3♂2♀, 16. vii. 1993. Beding: 1♂1♀, 17. vii. 1993. Na-Gaon: 43♂44♀, 18-19. vii. 1993. [Langtang Himal] Langtang: 1♂, 24. vi. 1992 (K. Suzuki).

***Apospasta sikkima*** (Moore) (Pl. 61: 22)

[Rolwaling Himal] Dhungeni: 3♂1♀, 10. vii. 1993. [Ganesh Himal] Yuli Karka: 5♂1♀, 12-13. v. 1993.

***Sideridis (Sideridis) egena*** (Lederer) (Pl. 111: 15)

*Hadena egena* Lederer, 1853, *Verh. zool.-bot. Ver. Wien* 3: 371.

[Inner Himal] Muktinath: 14♂10♀, 25-27. v. 1993. Dhung: 1♂, 24. vi. 1994. Sangda: 12♂5♀, 25. vi-3. vii. 1994. Thorong Pass (W): 2♂1♀, 8-9. vii. 1994.

***Sideridis (Sideridis) satanella*** (Alphéraky) (Pl. 111: 17, 18)

*Mamestra satanella* Alphéraky, 1892, *Horae Soc. ent. ross.* 26: 445.

[Rolwaling Himal] Na-Gaon: 1♂, 18-19. vii. 1993. [Inner Himal] Muktinath: 1♂2♀, 25-27. v. 1993; 1♂, 6-7. vii. 1994. Sangda: 14♂5♀, 25. vi-3. vii. 1994.

***Sideridis (Heliophobus) texturata*** (Alphéraky) (Pl. 111: 16)

*Mamestra texturata* Alphéraky, 1892, *Horae Soc. ent. ross.* 26: 446.

[Rolwaling Himal] Na-Gaon: 3♀, 18-19. vii. 1993. [Inner Himal] Muktinath: 2♂, 25-27. v. 1993; 1♀, 6-7. vii. 1994. Sangda: 1♀, 25. vi-3. vii. 1994. Churi Lattar: 1♀, 11-13. vii. 1994.

Varga and Lonkay (1991) regarded *Heliophobus* as a subgenus of *Sideridis*.

***Cornutifera simplex*** (Staudinger) (Pl. 111: 19, 20)

*Polia simplex* Staudinger, 1889, *Stettin. ent. Zig* 50: 39.

[Inner Himal] Muktinath: 32♂6♀, 25-27. v. 1993. Sangda: 149♂102♀, 25. vi-3. vii. 1994. Thorong Pass (W): 2♂1♀, 8-9. vii. 1994. Churi Lattar: 5♂2♀, 11-13. vii. 1994.

This genus was recently established by Varga and Ronkay (1991) for this species.

**Gen. et sp.** (Pl. 111: 21, 22)

[Inner Himal] Muktinath: 6♂, 25-27. v. 1993. Dhung: 1♀, 24. vi. 1994.

According to Dr L. Ronkay (*pers. comm.*), this species is a member of *Sideridis-Conisania* lineage, but the heavily simplified male genitalia (Fig. 652) make difficult to assign this species to the known genus.

***Discestra furcula*** (Staudinger) (Pl. 111: 10)

*Mamestra furcula* Staudinger, 1889, *Stettin. ent. Ztg* 50: 36.

[Khumbu Himal] Everest View Hotel: 2♂, 17-20. v. 1993. [Rolwaling Himal] Na-Gaon: 1♀, 18-19. vii. 1993. [Inner Himal] Sangda: 38♂9♀, 25. vi-3. vii. 1994. Thorong Pass (W): 1♀, 8-9. vii. 1994.

***Dictyestra dissecta*** (Walker) (Pl. 14: 28)

[Khumbu Himal] Everest View Hotel: 1♀, 17-20. v. 1993.

***Tiracola aureata*** Holloway (Pl. 14: 27)

[Rolwaling Himal] Dhungeni: 4♂, 10. vii. 1993. [Ganesh Himal] Yuli Karka: 4♂7♀, 12-13. v. 1993.

***Mythimna (Mythimna) bistrigata*** (Moore) (Pl. 84: 9)

[Khumbu Himal] Everest View Hotel: 4♂6♀, 17-20. v. 1993. [Ganesh Himal] Yuli Karka: 5♂8♀, 12-13. v. 1993.

Recently Yoshimatsu (1994) revised the Japanese and Taiwanese species of *Mythimna-Leucania* group. He synonymized *Aletia* with *Mythimna* as in the most European workers, and lumped *Pseudaletia*, *Leucania*, *Acantholeucania* in *Mythimna* as subgenera together with some other subgenera such as *Hyphilare*, *Sablia*, *Anapoma*, *Dysaletia*. Here I follow his treatment.

***Mythimna (Mythimna) duplicata*** (Butler) (Pl. 15: 4)

[Kumbu Himal] Everest View Hotel: 1♂, 17-20. v. 1993.

***Mythimna (Mythimna) albicosta*** (Moore) (Pl. 84: 16)

[Ganesh Himal] Yuli Karka: 1♂8♀, 12-13. v. 1993.

***Mythimna (Mythimna) consanguis*** (Guenée) (Pl. 14: 26)

[Langtang Himal] Langtang: 1♂, 23. vii. 1992 (K. Suzuki).

***Mythimna (Pseudaletia) separata*** (Walker) (Pl. 15: 6)

[Ganesh Himal] Yuli Karka: 1♂, 12-13. v. 1993. [Inner Himal] Sangda: 1♂, 25. vi-3. vii. 1994.

***Mythimna (Pseudaletia) pallidicosta*** (Hampson) (Pl. 15: 7)

[Khumbu Himal] Everest View Hotel: 2♂1♀, 20. v. 1993. [Rolwaling Himal] Dhungeni: 2♂, 10. vii. 1993. Daldung: 1♀, 16. vii. 1993. [Langtang Himal] Langtang: 1♀, 12. viii. 1993 (K. Shirakawa). [Ganesh Himal] Yuli Karka: 4♂4♀, 12-13. v. 1993.

## CUCULLIINAE

***Cucullia pullata*** (Moore) (Pl. 112: 1)

*Callaenia pullata* Moore, 1881, *Proc. zool. Soc. Lond.* 1881: 358.

[Khumbu Himal] Everest View Hotel: 1♂, 17-20. v. 1993. [Rolwaling Himal] Na-Gaon: 2

♂ 1 ♀, 18-19. vii. 1993. [Langtang Himal] Langtang: 3♂ 1 ♀, 22-24. vii. 1992 (K. Suzuki); 1 ♀, 12. viii. 1993 (K. Shirakawa). [Ganesh Himal] Yuli Karka: 1♂, 12-13. v. 1993. [Inner Himal] Sangda: 2♂ 1 ♀, 25. vi-3. vii. 1994. Thorong Pass (W): 1♂, 8-9. vii. 1994.

***Cucullia grisescens*** Leech (Pl. 112: 2)

*Cucullia grisescens* Leech, 1900, *Trans. ent. Soc. Lond.* **1900**: 99.  
[Khumbu Himal] Everest View Hotel: 2♂, 17-20. v. 1993.

***Cucullia draudti*** Boursin (Pl. 112: 5)

*Cucullia draudti* Boursin, 1941, *Dt. ent. Z. Iris* **55**: 66, pl. 7, figs 20, 21, pl. 11, fig. 15.  
[Inner Himal] Muktinath: 1♂, 6-7. vii. 1994.

The male genitalia (Fig. 657) are nearly identical with those of Boursin's (1964) figure.

***Cucullia melli*** Boursin (Pl. 112: 3, 4)

*Cucullia melli* Boursin, 1941, *Dt. ent. Z. Iris* **55**: 64, pl. 7, fig. 17, text fig. 18.  
[Khumbu Himal] Everest View Hotel: 16♂ 4♀, 17-20. v. 1993. [Rolwaling Himal] Na-Gaon: 1♂ 1 ♀, 18-19. vii. 1993.

I owed much to Dr L. Ronkay for identifying this species. In the specimens from Khumbu Himal, two types are recognized in size and coloration, that is, one is large and paler with rather flat maculation (Pl. 112: 4), and the other is small and dark with sharp markings (Pl. 112: 3). Their male genitalia are identical with each other (Fig. 656).

***Cucullia duplicata*** Staudinger (Pl. 112: 6)

*Cucullia duplicata* Staudinger, 1882, *Stettin. ent. Ztg* **43**: 47.  
[Inner Himal] Muktinath: 1♂, 6-7. vii. 1994. Sangda: 1♂ 1 ♀, 25. vi-3. vii. 1994.

A distinct subspecies, *C. duplicata thomasi* Hacker, Ronkay & Ronkay, 1990 was recently described from NW India and N Pakistan (Hacker & Ronkay, 1990). The above Nepalese specimens seem to belong to ssp. *thomasi*. I show the male genitalia for reference (Fig. 655).

***Cucullia resecta*** Püngeler (Pl. 112: 7)

*Cucullia resecta* Püngeler, 1901, *Dt. ent. Z. Iris* **14**: 187, pl. 2, fig. 10.  
[Inner Himal] Muktinath: 1♂, 6-7. vii. 1994.

***Cucullia elongata*** Butler (Pl. 112: 9)

*Cucullia elongata* Butler, 1880, *Ann. Mag. nat. Hist.* (5) **6**: 67.  
[Inner Himal] Muktinath: 1 ♀, 25-27. v. 1993.

The above recorded female is a unique specimen of the *elongata-ledereri* complex before me, and my determination is tentative. I show the female genitalia for reference (Fig. 662).

***Cucullia* sp.** (Pl. 112: 10)

*Cucullia* sp. n.: Hacker & Ronkay, 1990, *Esperiana* **1**: 384, pl. F, fig. 3.  
[Inner Himal] Muktinath: 1♂, 25-27. v. 1993. Sangda: 2♂ 1 ♀, 25. vi-3. vii. 1994.

This species seems identical with that illustrated by Hacker & Ronkay (1990). Here I show its male genitalia (Fig. 659).

***Cucullia fantastica* sp. n.** (Pl. 112: 8, holotype)

♂. Expanse 40 mm, length of forewing 19 mm. Very characteristic species in coloration and maculation. Tegula ocher, widely paler in the anterior margin; patagium gray mixed with whitish hair. Forewing pale ocherous gray, costa pale ocher from base to middle and cell pale ocher; a minute black point at the middle of cell and a pale brown hue beyond it; a

weakly bent black streak just above median nervure below the brown hue; a pale brown shade around cross-vein and some pale ochreous spots below it; a long and conspicuous pale ochreous streak edged with black in both upper and lower margins from base to middle in cellule 1; postmedian line faintly visible below vein 3, dark gray, incurved in cellules 2 and 1; apical area widely pale ochreous, defined below by subterminal dark brown suffusion; dark brown subterminal shades in cellules 3 and along vein 2, and a thin black streak above tornus; cilia grayish ocher with a pale basal line. Hindwing pale fuscous, cilia pale grayish ocher with a pale basal line.

Male genitalia (Fig. 660). Uncus gradually tapered towards tip; tegumen moderate; valva with costal and ventral margins nearly paralleled; outer margin of cucullus gently arched and with a series of spines; harpe short, digitate; upper margin of sacculus raised before its end; clavus thick and short; juxta wide and short, with its bottom arrowheaded; manica densely and heavily clothed with minute dents in basal part. Aedeagus thick, visca about 1.5 times as long as aedeagus with its basal area densely clothed with minute dents, bearing two spines, one being long and the other very short.

Holotype. ♂, Dhaulagiri, Sangda, 25. vi-3. vii. 1994.

This species has a very characteristic wing pattern as described above and is easily distinguished from other congeners.

***Sydiva nigrogrisea* Moore (Pl. 112: 11)**

*Sydiva nigrogrisea* Moore, 1882, in Hewitson & Moore, *Descr. new Indian lepid. Insects Colln late Mr Atkinson*: 96.

[Rolwaling Himal] Beding: 1♂, 17. vii. 1993. Na-Gaon: 3♂, 18-19. vii. 1993. [Langtang Himal] Langtang: 1♂, 23. vii. 1992 (K. Suzuki); 1♂, 11. viii. 1993 (K. Shirakawa). [Inner Himal] Sangda: 4♂ 1♀, 25. vi-3. vii. 1994. Thorong Pass (W): 2♂ 1♀, 8-9. vii. 1994.

***Trichoridia herchatra* (Swinhoe) (Pl. 113: 5)**

*Crymodes herchatra* Swinhoe, 1893, *Ann. Mag. nat. Hist.* (6) 12: 260.

[Rolwaling Himal] Dhungeni: 2♂ 1♀, 10. vii. 1993. Daldung: 1♂, 16. vii. 1993. Na-Gaon: 1♂ 3♀, 18-19. vii. 1993.

As stated by Varga, Ronkay and Hacker (1990), the genus *Trichoridia* is heterogeneous and should be divided into some groups. In the male genitalia, *T. herchatra*, the type species of the genus, has a stout and forked harpe-like process from the costal area of rather slender valva (see Varga, Ronkay and Hacker, 1990, Figs 1-2). In the following species, *canosparsa*, the male genitalia (Fig. 669) are relatively small compared with the body size, having rather broad valva with short digital harpe. In the male genitalia of *dentata* (Fig. 667) and *langtangensis* sp. n. (Fig. 668), the valva has a strong process from its costal area, and these two seem to be more related to some species of the genus *Blepharosis* Boursin, 1964. In the female genitalia, these species are well characterized by the stout and strongly sclerotized papilla analis, wide ostium and the heavily sclerotized ductus bursae, and by the relatively small corpus bursae without cervix bursae (Fig. 671: *herchatra*; Fig. 672: *dentata*; Fig. 673: *langtangensis* sp. n.).

*T. juncura*, *endroma*, *hampsoni* and its allies form another compact group in spite of some distinct wing pattern from one another. Here I show the male genitalia of four species (Fig. 663: *endroma*; Fig. 664: sp. 1; Fig. 665: *hampsoni*; Fig. 666: sp. 2) and the female genitalia of *juncura* (Fig. 675). In the male genitalia, the harpe is not so strongly sclerotized, medially widened and gradually narrowed toward apex, having normally curved harpe and weak ampulla; the juxta has a stout process or lobe at the middle in its caudal part. In the female genitalia, the papilla analis is weak, the corpus bursae is enlarged with a well developed cervix bursae. These features show some affinities to the genus *Valeriodes* Warren as stated

by Hacker and Peks (1990: 311).

***Trichoridia canosparsa*** (Hampson) (Pl. 113: 6)

*Polia canosparsa* Hampson, 1894, *Fauna Br. India* (Moths) 2: 232.

[Rolwaling Himal] Na-Gaon: 1 ♂, 18-19. vii. 1993.

***Trichoridia dentata*** (Hampson) (Pl. 113: 7)

*Polia dentata* Hampson, 1894, *Fauna Br. India* (Moths) 2: 233.

[Rolwaling Himal] Daldung: 2 ♂, 16. vii. 1993. Beding: 1 ♀, 17. vii. 1993.

***Trichoridia langtangensis* sp. n.** (Pl. 113: 8)

♂ ♀. Expanse 27-29 mm, length of forewing 15-16 mm. Antenna minutely serrate and fasciculate in male. Head and thorax deep brown, mixed with grayish hair; abdomen grayish ocher above. Forewing deep brown with some purplish tinge, heavily irrorated with gray before antemedian line and between postmedian and subterminal lines; antemedian line double, edged with brown, dent at median nervure and gently excurved to hind margin; orbicular roundish, small, tinged with gray and with a dark core; reniform white and prominent, somewhat oblique, deeply divided by a brown bar; postmedian line double, edged with brown, excurved and serrate beyond cell, then oblique to hind margin; subterminal line double, diffusely edged with brown, weakly sinuous; the area beyond subterminal line brownish fuscous; cilia pale brown checkered with dark fuscous, with a series of black lunules beyond cellules. Hindwing grayish ocher, paler in basal half and terminal area; discoidal spot black, minute; median line thin and black, nearly obsolete in costal part; cilia grayish ocher with a pale basal line.

Male genitalia (Fig. 668). Uncus simple, long; tegumen with peniculus swollen and hairy; valva rather wide, cucullus nearly rectangular; a wide-based strong process from middle of valva; juxta elongated, a little constricted at middle. Aedeagus weakly curved, vesica a large swelling with three stout spines on enlarged and sclerotized base

Female genitalia (Fig. 673). Similar to those of *dentata* (Fig. 672), but ostium and ductus bursae narrower.

Holotype. ♂, Bagmati, Langtang, 11-12. viii. 1993 (K. Shirakawa). Paratypes. 3 ♂ 2 ♀, same data as holotype.

***Trichoridia endroma*** (Swinhoe) (Pl. 113: 9)

*Crymodes endroma* Swinhoe, 1893, *Ann. Mag. nat. Hist* (6) 12: 259.

[Rolwaling Himal] Goyang: 1 ♀, 11. vii. 1993. Riggi-Su: 1 ♂, 15. vii. 1993.

***Trichoridia junctura*** (Hampson) (Pl. 84: 42)

[Rolwaling Himal] Dhungeni: 1 ♂, 10. vii. 1993. Beding: 1 ♂ 2 ♀, 17. vii. 1993. [Langtang Himal] Langtang: 1 ♂, 24. vii. 1992 (K. Suzuki).

***Trichoridia hampsoni*** (Leech) (Pl. 113: 10)

*Eurois hampsoni* Leech, 1900, *Trans. ent. Soc. Lond.* 1900: 93.

[Khumbu Himal] Thaktok: 1 ♂ 1 ♀, 22. v. 1993. [Rolwaling Himal] Goyang: 1 ♀, 11. vii. 1993. [Langtang Himal] Langtang: 1 ♂, 22. vii. 1992 (K. Suzuki); 1 ♀, 10. viii. 1993 (K. Shirakawa).

***Trichoridia albiluna*** Hampson (Pl. 113: 13)

*Trichoridia albiluna* Hampson, 1906, *Cat. Lepid. Phalaenae Colln Br. Mus.* 6: 404, pl. 105, fig. 24.

[Langtang Himal] Langtang: 1 ♀, 10. viii. 1993 (K. Shirakawa).



***Trichoridia* sp. 1** (Pl. 113: 11)

[Rolwaling Himal] Dagchu: 1♂, 23-24. v. 1993.

This and the following species are probably new to science, and they will be described by Mr Hreblay.

***Trichoridia* sp. 2** (Pl. 113: 12)

[Rolwaling Himal] Goyang: 1♂, 11. vii. 1993. Riggi-Su: 1♂, 15. vii. 1993.

***Bryoxena centralasiae transversa*** (Moore) (Pl. 113: 16, 19, 20)

*Hecatera transversa* Moore, 1882, in Hewitson & Moore, *Descr. new Indian lepid. Insects Colln late Mr Atkinson*: 125.

[Rolwaling Himal] Daldung: 2♀, 16. vii. 1993. Beding: 3♀, 17. vii. 1993. Na-Gaon: 4♂ 12♀, 18-19. vii. 1993. [Langtang Himal] Langtang: 2♂, 12-14. viii. 1979; 1♂ 1♀, 23-24. vii. 1992 (K. Suzuki); 4♂ 1♀, 11-12. viii. 1993 (K. Shirakawa). [Inner Himal] Sangda: 5♂ 11♀, 25. vi-3. vii. 1994. Thorong Pass (W): 1♂ 3♀, 8-9. vii. 1994. Churi Lattar: 8♂ 15♀, 11-13. vii. 1994.

***Blepharosis bryocharis*** Boursin (Pl. 113: 15)

*Blepharosis bryocharis* Boursin, 1964, *Veröff. zool. StSamml. Münch.* 8: 34, pl. 3, fig. 56, pl. 20, fig. 84.

[Inner Himal] Thorong Pass (W): 1♂, 8-9. vii. 1994.

***Blepharita adusta adjuncta*** (Moore) (Pl. 113: 14)

*Hadena adjuncta* Moore, 1881, *Proc. zool. Soc. Lond.* 1881: 357.

[Inner Himal] Muktinath: 2♂ 8♀, 25-27. v. 1993. Sangda: 1♂ 3♀, 25. vi-3. vii. 1994.

***Himachalia lahoulicola*** Hacker & Peks (Pl. 112: 16)

*Himachalia lahoulicola* Hacker & Peks, [1993], *Esperiana* 3: 176, text-fig. 18a.

[Rolwaling Himal] Na-Gaon: 1♂, 18-19. vii. 1993. [Langtang Himal] Langtang: 4♂, 11. viii. 1993 (K. Shirakawa). [Inner Himal] Sangda: 1♀, 25. vi-3. vii. 1994. Thorong Pass (W): 2♀, 8-9. vii. 1994. Thorong Phedi: 1♂ 1♀, 10. vii. 1994.

***Dasypolia atrox*** Hacker & Peks (Pl. 112: 15)

*Dasypolia atrox* Hacker & Peks, [1993], *Esperiana* 3: 159, text-figs 11e, 13a, pl. E, fig. 9.

[Khumbu Himal] Everest View Hotel: 1♀, 17-20. v. 1993.

***Dasypolia* sp.** (Pl. 112: 12, 13)

[Khumbu Himal] Everest View Hotel: 4♀, 17-20. v. 1993.

Hacker & Peks [1993] treated the Himalayan species of this genus with descriptions of 9 new taxa including the preceding one. The present species does not match any of them both in appearance and in the female genitalia (Fig. 676).

***Valeriodes heterocampa*** (Moore) (Pl. 113: 1)

*Pachaetra heterocampa* Moore, 1882, in Hewitson & Moore, *Descr. new Indian lepid. Insects Colln late Mr Atkinson*: 115, pl. 4, fig. 15.

[Khumbu Himal] Everest View Hotel: 5♂ 1♀, 17-20. v. 1993. [Rolwaling Himal] Daldung: 1♂, 16. vii. 1993.

Five species of this genus are recorded from Nepal in this series. The male genitalia show this genus is related to some *Phlogophora* species often pointed out by the senior authors. Here I illustrate the male genitalia of four species (Fig. 679: *icamba*; Fig. 680: *cyanelinea*; Fig. 681: *viridinigra*; Fig. 682: *heterocampa*).

***Valeriodes cyanelinea*** (Hampson) (Pl. 113: 3)

*Euplexia cyanelinea* Hampson, 1894, *Fauna Br. India* (Moths) 2: 222.  
[Rolwaling Himal] Beding: 1♂, 17. vii. 1993.

***Valeriodes icamba*** (Swinhoe) (Pl. 113: 2)

*Euplexia icamba* Swinhoe, 1893, *Ann. Mag. nat. Hist.* (6) 12: 260.  
[Rolwaling Himal] Goyang: 1♂, 11. vii. 1993. Beding: 1♀, 17. vii. 1993. Riggi Su: 7♂, 15, 20. vii. 1993. [Langtang Himal] 1♀, 22-24. vii. 1992 (K. Suzuki).

Sugi (1980) illustrated the male genitalia of this species.

***Valeriodes aurantiaca*** Hreblay & Plante (Pl. 113: 4)

*Valeriodes aurantiaca* Hreblay & Plante, 1995, *Lambillionea* 95: 138, figs 5, 15.  
[Rolwaling] Goyang: 3♂ 1♀, 11. vii. 1993.

***Nepalorida* gen. n.**

Type species: *Nepalorida minuta* sp. n.

Consisting of a small species with expanse 19-21 mm, length of forewing 10-11 mm. Antenna bipectinate in male; eye naked, rather small, lashed with long hair; palpus with 3rd segment slender, nearly three quarters of 2nd segment in length; frons and vertex roughly clothed with long hair; tegula and patagium clothed with rough long hair; legs with femore clothed inside with rough long hair and tibiae clothed outside with rough long hair; abdomen with sparse long hair above.

Male genitalia (Fig. 670). Uncus gradually broadened to apical one-third, then narrowed towards tip; tegumen broad; valva rather wide, with a minute rudimentary process at the center before middle; cucullus nearly quadrate producing a short process at lower angle; juxta wide at base and gradually narrowed caudad; saccus normally V-shaped. Aedeagus moderate; vesica with a bunch of about 6-7 short and stout spines near base and an also short and stout spine beyond it, and with a mass of long and weak spines near tip.

I place this genus in Cuculliinae, but the real position or the related genus is unknown.

***Nepalorida minuta* sp. n.** (Pl. 112: 14)

♂. Head and thorax dark blackish gray, abdomen dark gray above. Forewing dark blackish gray with indistinct maculation; orbicular and reniform gray, claviform olive yellow; postmedian line diffuse, blackish, excurved beyond cell to vein 2, then incurved and vertical to hind margin; an olive yellow hue in cellule 1 beyond postmedian line; terminal area beyond diffuse subterminal line with some diffuse black hues; cilia black interrupted by dark gray. Hindwing pale gray with a diffuse and dark median line, which is minutely waved; terminal line thin, black; cilia checkered with black and gray, with a pale basal line. Underside. Forewing dark gray; cilia whitish gray interrupted by black. Hindwing pale gray; subbasal line wide, diffuse, dark gray; discoidal spot dark gray, conspicuous median line dark gray, wide; subterminal line diffuse, gray; cilia pale gray interrupted by dark gray.

Male genitalia. As for the genus.

Holotype. ♂, Janakpur, Beding, 17. vii. 1993. Paratypes. 3♂, same data as holotype.

**AMPHIPYRINAE**

***Apamea aquila oriens*** (Warren) (Pl. 85: 1)

[Langtang Himal] Langtang: 1♂, 12. viii. 1993 (K. Shirakawa).

***Apamea fasciata*** (Leech) (Pl. 113: 22)

*Xylophasia fasciata* Leech, 1900, *Trans. ent. Soc. Lond.* **1900**: 68.  
[Langtang Himal] Langtang: 1 ♀, 10. viii. 1993 (K. Shirakawa).

***Apamea exstincta nepalensis*** Boursin (Pl. 113: 21)

*Apamea exstincta nepalensis* Boursin, 1964, *Veröff. zool. StSamml. Münch.* **8**: 38, pl. 3, fig. 58..  
[Inner Himal] Thorong Phedi: 2 ♀, 10. vii. 1994. Churi Lattar: 3 ♂ 5 ♀, 11-13. vii. 1994.

***Euplexia semifascia*** (Walker) (Pl. 85: 2)

[Khumbu Himal] Everest View Hotel: 1 ♂, 17-20. v. 1993. [Langtang Himal] Langtang: 1 ♀, 22. vii. 1992 (K. Suzuki). [Ganesh Himal] Yuli Karka: 1 ♂, 12-13. v. 1993.

***Phlogophora subpurpurea*** Leech (Pl. 85: 10)

[Rolwaling Himal] Dhungeni: 1 ♂, 10. vii. 1993. Beding: 6 ♀, 17. vii. 1993. [Langtang Himal] Langtang: 1 ♂ 1 ♀, 10. viii. 1993 (K. Shirakawa).

***Phlogophora albovittata*** (Moore) (Pl. 15: 20)

[Khumbu Himal] Everest View Hotel: 2 ♂, 17-20. v. 1993. [Rolwaling Himal] Dhungeni: 2 ♂, 10. vii. 1993. [Ganesh Himal] Yuli Karka: 4 ♀, 12-13. v. 1993.

***Phlogophora conservuloides*** (Hampson) (Pl. 15: 23)

[Ganesh Himal] Yuli Karka: 1 ♀, 12-13. v. 1993.

***Xenotrachea chrysochlora*** (Hampson) (Pl. 15: 27)

[Langtang Himal] 1 ♂, 22. vii. 1992 (K. Suzuki).

***Oroplexia luteifrons*** (Walker) (Pl. 62: 21)

[Rolwaling Himal] Dhungeni: 4 ♂, 10. vii. 1993. Beding: 1 ♂ 2 ♀, 17. vii. 1993. Na-Gaon: 5 ♀, 18-19. vii. 1993. [Langtang Himal] Langtang: 1 ♂, 24. vii. 1992 (K. Suzuki); 5 ♂ 1 ♀, 11-12. viii. 1993 (K. Shirakawa).

***Oroplexia separata*** (Moore) (Pl. 114: 1, 2)

*Neuria separata* Moore, 1882, in Hewitson & Moore, *Descr. new Indian lepid. Insects Colln late Mr Atkinson*: 107.

[Langtang Himal] Langtang: 1 ♂ 1 ♀, 10-11. viii. 1993 (K. Shirakawa).

From the view of the genitalia of this (Figs 684 (♂), 677 (♀)) and the following species (Fig. 678 (♀)), these two do not have so strong affinity to the preceding species, the type of the genus (Fig. 683: ♂ genitalia; Fig. 674: ♀ genitalia).

In *luteifrons*, the male genitalia have the short harpe and ampulla and the cucullus with a series of marginal spines; the female genitalia have the strongly sclerotized papilla analis, the wide ostium and the rather simple corpus bursae without cervix bursae. These features show some relation to the genus *Chandata* Moore (Yoshimoto, 1982).

***Oroplexia simulata*** (Moore) (Pl. 114: 3)

*Neuria simulata* Moore, 1881, *Proc. zool. Soc. Lond.* **1881**: 343, pl. 38, fig. 1.

[Langtang Himal] Langtang: 1 ♀, 10-11. viii. 1993 (K. Shirakawa).

***Chandata tridentata*** Yoshimoto (Pl. 113: 23)

*Chandata tridentata* Yoshimoto, 1982, *Tyô Ga* **32**: 144, figs 4, 10, 15.

[Rolwaling Himal] Beding: 3 ♂ 1 ♀, 17. vii. 1993. Na-Gaon: 1 ♂, 18-19. vii. 1993. [Langtang Himal] Langtang: 2 ♂ 1 ♀, 23-24. vii. 1992 (K. Suzuki). [Inner Himal] Sangda: 1

♀, 25. vi-3. vii. 1994.

***Lasiplexia chalybeata*** (Walker) (Pl. 85: 14)

[Rolwaling Himal] Dhungeni: 3♂2♀, 10. vii. 1993. Daldung: 22♂7♀, 16. vii. 1993. Na-Gaon: 1♂1♀, 18-19. vii. 1993. [Langtang Himal] Langtang: 1♂1♀, 22. vii. 1992 (K. Suzuki); 4♂3♀, 10. viii. 1993 (K. Shirakawa). [Inner Himal] Muktinath: 1♀, 6-7. vii. 1994. Sangda: 11♂9♀, 25. vi-3. vii. 1994.

***Auchmis inextricata*** (Moore) (Pl. 15: 34)

[Khumbu Himal] Everest View Hotel: 2♂3♀, 17-20. v. 1993. [Rolwaling Himal] Dhungeni: 3♂4♀, 10. vii. 1993. [Langtang Himal] Langtang: 1♂2♀, 23-24. vii. 1992 (K. Suzuki). [Ganesh Himal] Yuli Karka: 1♂, 12-13. v. 1993. [Inner Himal] Sangda: 1♂1♀, 25. vi-3. vii. 1994.

***Auchmis hannemanni*** Plante (Pl. 85: 17)

[Khumbu Himal] Everest View Hotel: 13♂16♀, 17-20. v. 1993. [Ganesh Himal] Yuli Karka: 3♂2♀, 12-13. v. 1993. [Inner Himal] Muktinath: 1♂, 25-27. v. 1993.

***Auchmis subdetersa*** (Staudinger) (Pl. 113: 25)

*Rhizogramma subdetersa* Staudinger, 1895, *Dt. ent. Z. Iris* 8: 325.

[Rolwaling Himal] Na-Gaon: 1♂, 18-19. vii. 1993. [Inner Himal] Sangda: 1♂1♀, 25. vi-3. vii. 1994. Muktinath: 1♀, 6-7. vii. 1994. Thorong Pass (W): 1♀, 8-9. vii. 1994. Thorong Phedi: 1♂1♀, 10. vii. 1994. Churi Lattar: 2♂2♀, 11-13. vii. 1994.

***Auchmis paucinotata*** (Hampson) (Pl. 113: 26)

*Acronycta paucinotata* Hampson, 1894, *Fauna Br. India* (Moths) 2: 240.

[Rolwaling Himal] Beding: 2♂, 17. vii. 1993. Na-Gaon: 3♂1♀, 18-19. vii. 1993. [Langtang Himal] Langtang: 8♂2♀, 23-24. vii. 1992 (K. Suzuki); 3♂4♀, 11-12. viii. 1993 (K. Shirakawa). [Inner Himal] Jomson: 1♂, 23. vi. 1994. Sangda: 3♂, 25. vi-3. vii. 1994. Thorong Phedi: 1♀, 10. vii. 1994.

***Trachea guttata*** (Warren) (Pl. 85: 13)

[Rolwaling Himal] Dhungeni: 2♂, 10. vii. 1993. Beding: 5♂6♀, 17. vii. 1993.

***Trachea atrovirens*** (Moore) (Pl. 113: 24)

*Hadena atrovirens* Moore, 1867, *Proc. zool. Soc. Lond.* 1867: 58.

[Langtang Himal] Langtang: 1♀, 10. viii. 1993 (K. Shirakawa).

From the view of the male genitalia (Fig. 685), this species should be excluded from the genus *Trachea* Ochseneheimer.

***Transeuplexia violascens*** Boursin (Pl. 114: 5)

*Euplexidia?* *violascens* Boursin, 1964, *Veröff. zool. StSamml. Münch.* 8: 36, pl. 3, fig. 54.

Karapani-Tukche: 1♀, 31. v. 1974 (S. Yamaguchi & T. Aoki).

The genus *Transeuplexia* Hreblay & Plante, 1995: 139, was quite recently erected for this species and *Transeuplexia grisea* Hreblay & Plante, 1995: 140, from NE Pakistan and NW India.

***Feliniopsis leucostigma*** (Moore) (Pl. 85: 23)

[Rolwaling Himal] Dhungeni: 1♀, 10. vii. 1993. [Inner Himal] Sangda: 1♀, 25. vi-3. vii. 1994. Churi Lattar: 1♀, 11-13. vii. 1994.

*Sasunaga longiplaga* Warren (Pl. 16: 4)  
[Langtang Himal] 1♂2♀, 23-24. vii. 1992 (K. Suzuki).

*Amphipyra cupreipennis* Moore (Pl. 62: 27)  
[Rolwaling Himal] Beding: 1♀, 17. vii. 1993.

#### EUTELIINAE

*Eutelia geyeri* (Felder & Rogenhofer) (Pl. 42: 1)  
[Langtang Himal] Langtang: 1♂, 11. viii. 1993 (K. Shirakawa).

#### STICTOPTERINAE

*Lophoptera squammigera* Guenée (Pl. 42: 20)  
[Dhaulagiri] Muktinath: 1♀, 6-7. vii. 1994.

#### ACONTIINAE

*Amyna punctum* (Fabricius) (Pl. 43: 28)  
[Dhaulagiri] Muktinath: 2♂2♀, 6-7. vii. 1994.

#### PLUSIINAE

*Autographa crypta* Dufay (Pl. 114: 25)  
*Autographa crypta* Dufay, 1973, *Ergebn. ForschUnternehmens Nepal Himalaya* 4: 391, figs 1, 2.  
[Inner Himal] Sangda: 1♀, 25. vi-3. vii. 1994. Churi Lattar: 1♀, 11-13. vii. 1994.

*Autographa nigrisigna* (Walker) (Pl. 44: 10)  
[Khumbu Himal] Everest View Hotel: 3♂3♀, 17-20. v. 1993. [Rolwaling Himal]  
Dhungeni: 3♂, 10. vii. 1993. Beding: 1♀, 17. vii. 1993. Na-Gaon: 4♀, 18-19. vii. 1993.  
[Langtang Himal] Langtang: 2♀, 22-24. vii. 1992 (K. Suzuki). [Ganesh Himal] Yuli Karka:  
5♂5♀, 12-13. v. 1993. [Inner Himal] Muktinath: 1♀, 6-7. vii. 1994. Sangda: 3♂8♀, 25.  
vi-3. vii. 1994. Churi Lattar: 1♀, 11-13. vii. 1994.

*Autographa argyrosigna* (Moore) (Pl. 114: 26)  
*Plusia argyrosigna* Moore, 1882, in Hewitson and Moore, *Descr. new Indian lepid. Insects Colln late*  
*Mr Atkinson*: 149.  
[Inner Himal] Churi Lattar: 1♂, 11-13. vii. 1994.

The identification was kindly confirmed by Dr L. Ronkay. The male genitalia is here illustrated (Fig. 692).

*Autographa purpureofusa* (Hampson) (Pl. 114: 25)  
*Plusia purpureofusa* Hampson, 1894, *Fauna Br. India* (Moths) 2: 570.  
[Rolwaling Himal] Beding: 2♂4♀, 17. vii. 1993. Na-Gaon: 7♂4♀, 18-19. vii. 1993.  
[Langtang Himal] Langtang: 1♂2♀, 22-24. vii. 1992 (K. Suzuki).

*Cornutiplusia circumflexa* (Linnaeus) (Pl. 114: 27)  
*Phalaena circumflexa* Linnaeus, 1767, *Syst. Nat.* (Edn 12) 1: 884.  
[Langtang Himal] Langtang: 1♀, 10-12. viii. 1993 (K. Shirakawa).

For identification of this species I owed much to Dr L. Ronkay.

***Thysanoplusia orichalcea*** (Fabricius) (Pl. 44: 12)

[Khumbu Himal] Everest View Hotel: 1♂, 17-20. v. 1993. [Rolwaling Himal] Dhungeni, 1♂ 1♀, 10. vii. 1993. Na-Gaon: 1♂, 18-19. vii. 1993. [Langtang Himal] Langtang: 1♀, 22. vii. 1992 (K. Suzuki). [Ganesh Himal] Yuli Karka: 3♂ 11♀, 12-13. v. 1993. [Inner Himal] Muktinath: 1♂, 25-27. v. 1993. Thorong Pass: 2♂ 2♀, 8-9. vii. 1994. Thorong Phedi: 1♀, 10. vii. 1994. Churi Lattar: 2♂, 11-13. vii. 1994.

***Thysanoplusia intermixta*** (Warren) (Pl. 44: 13)

[Rolwaling Himal] Dhungeni, 1♀, 10. vii. 1993.

***Acanthoplusia tarassota*** (Hampson) (Pl. 44: 23)

[Rolwaling Himal] Dhungeni: 7♂ 2♀, 10. vii. 1993. Na-Gaon: 1♀, 18-19. vii. 1993. [Langtang Himal] Langtang: 1♂, 24. vii. 1992 (K. Suzuki). [Ganesh Himal] Yuli Karka: 1♂, 12-13. v. 1993.

***Chrysodeixis eriosoma*** (Doubleday) (Pl. 44: 24)

[Rolwaling Himal] Dhungeni: 1♀, 10. vii. 1993. [Inner Himal] Thorong Phedi: 1♀, 10. vii. 1994. Churi Lattar: 3♀, 11-13. vii. 1994.

***Chrysodeixis acuta*** (Walker) (Pl. 44: 25)

[Inner Himal] Sangda: 1♂, 25. vi-3. vii. 1994. Churi Lattar: 8♂ 5♀, 11-13. vii. 1994.

CATOCALINAE

***Catocala tapestrina*** Moore (Pl. 45: 3)

[Rolwaling Himal] Dhungeni: 2♂ 1♀, 10. vii. 1993. Na-Gaon: 1♂, 18-19. vii. 1993.

***Catocala inconstans*** Butler (Pl. 91: 2)

[Langtang Himal] Langtang: 1♂ 1♀, 22-24. vii. 1992 (K. Suzuki); 1♂, 11. viii. 1993 (K. Shirakawa).

***Ophiusa coronata*** (Fabricius) (Pl. 45: 4)

[Rolwaling Himal] Na-Gaon: 1♂, 18-19. vii. 1993. [Inner Himal] Thorong Phedi: 1♂, 10. vii. 1994. Churi Lattar: 3♀, 11-13. vii. 1994.

***Ophiusa tirhaca*** (Cramer) (Pl. 45: 12)

[Langtang Himal] Langtang: 1♀, 12. viii. 1993 (K. Shirakawa).

***Ophiusa triphaenoides*** (Walker) (Pl. 45: 6)

[Inner Himal] Churi Lattar: 7♂ 5♀, 11-13. vii. 1994.

***Achaea janata*** (Linnaeus) (Pl. 45: 13)

[Langtang Himal] Langtang: 1♂, 24. vii. 1992 (K. Suzuki). [Inner Himal] Churi Lattar: 2♀, 11-13. vii. 1994.

***Lagoptera juno*** (Dalman) (Pl. 48: 3)

[Rolwaling Himal] Dhungeni: 1♀, 10. vii. 1993.

***Artena dotata*** (Fabricius) (Pl. 48: 4)

[Rolwaling Himal] Dhungeni: 1♀, 10. vii. 1993.

*Arcte coerulea* (Guenée) (Pl. 48: 5)  
[Rolwaling Himal] Dhungeni: 2♂3♀, 10. vii. 1993.

*Arcte polygrapha* Kollar (Pl. 87: 17)  
[Langtang Himal] Langtang: 2♂, 8-11. viii. 1993 (K. Shirakawa).

*Pseudathyrma heterographa* (Hampson) (Pl. 46: 20)  
[Khumbu Himal] Everest View Hotel: 1♀, 17-20. v. 1993.

#### OPHIDERINAE

*Othreis fullonia* (Clerck) (Pl. 50: 3)  
[Rolwaling Himal] Dhungeni: 2♂, 10. vii. 1993. [Langtang Himal] 1♀, 22-24. vii. 1992 (K. Suzuki).

*Othreis materna* (Linnaeus) (Pl. 50: 4)  
[Langtang Himal] Langtang: 1♂, 11. viii. 1993 (K. Shirakawa).

*Eudocima salamina* (Cramer) (Pl. 50: 5)  
[Rolwaling Himal] Dhungeni: 1♂, 10. vii. 1993.

*Hypocala sabsatura* Guenée (Pl. 52: 1)  
[Rolwaling Himal] Dhungeni: 2♂, 10. vii. 1993.

#### HYPENINAE

*Dichromia quadralis* Walker  
*Dichromia quadralis* Walker, [1859], *List Specimens lepid. Insects Colln Br. Mus.* 16: 14.  
[Inner Himal] Churi Lattar: 1♂, 11-13. vii. 1994.  
Lödl (1994) revived the usage of *Dichromia*, separating it from the genus *Hypena*.

#### Addenda and Corrigenda to parts 1-3

#### PANTHEINAE

*Antitrisuloides catocalina* (Moore) (Pl. 109: 1)  
*Tambana catocalina* Moore, 1882, in Hewitson & Moore, *Descr. new Indian lepid. Insects Colln late Mr Atkinson*: 156, pl. 5, fig. 3.  
[Mechi] Godok: 2♀, 8-17. x. 1993.

#### BRYOPHILINAE

*Stenoloba viridimicta* Hampson (Pl. 109: 2)  
*Stenoloba viridimicta* Hampson, 1910, *Cat. Lepid. Phalaenae Colln Br. Mus.* 10: 369, pl. 159, fig. 31.  
[Kosi] Pheksinda: 1♂2♀, 6-13. vi. 1994.

In this opportunity, I illustrate the male genitalia of this species and *S. glaucescens* (Hampson) (Fig. 616: *viridimicta*; Fig. 617: *glaucescens*).

HELIOTHINAE

***Heliothis assulta*** Guenée (Pl. 109: 4)

*Heliothis assulta* Guenée, 1852, in Boisduval & Guenée, *Hist. nat. Insectes* (Lépid.) 6: 178.  
Nagarkot: 1 ♀, 25–27. vi. 1994.

***Adisura dulcis*** Moore (Pl. 109: 3)

*Adisura dulcis* Moore, 1881, *Proc. zool. Soc. Lond.* 1881: 368, pl. 37, fig. 20.  
[Kosi] Pheksinda: 1 ♀, 6–13. vi. 1994.

NOCTUINAE

***Diarsia claudia*** Boursin (Pl. 109: 19)

[Janakpur] Jiri: 1 ♂, 13–15. viii. 1993. Goyang: 2 ♀, 11. vii. 1993.

***Xestia junctura*** (Moore) (Pl. 109: 25)

*Agrotis junctura* Moore, 1881, *Proc. zool. Soc. Lond.* 1881: 351.  
[Janakpur] Deolari: 1 ♂ 2 ♀, 25. v–7. vi. 1994.

HADENINAE

***Melanchra dierli*** Behounek (Pl. 111: 9)

*Melanchra dierli* Behounek, 1994, *Mitt. münch. ent. Ges.* 84: 75, figs 1–4.  
[Sagarmatha] Thaktok: 1 ♂, 22. v. 1993.

***Perigrapha (Harutaeographa) yoshimotoi*** Hacker & Hreblay (Pl. 111: 25)

*Perigrapha (Harutaeographa) yoshimotoi* Hacker & Hreblay, 1995, *Esperiana* 4: 75.  
[Janakpur] Jiri: 4 ♂ 1 ♀, 23–24. xi. 1992; 1 ♂ 2 ♀, 15–20. ii. 1993; 3 ♀, 20–22. iii. 1993.

CUCULLIINAE

***Cucullia falcata*** G. et L. Ronkay (Pl. 15: 12, as *mediogrisea*)

*Cucullia falcata* G. et L. Ronkay, 1987, *Acta zool. hung.* 33: 479, text-figs 50, 51, pl. 2, fig. 13.

The specimens I recorded as *mediogrisea* are *falcata* in truth (Fig. 661: ♂ genitalia). I delete the record of *mediogrisea* from Nepal.

***Owadaglaea chloromixta*** Hacker & Ronkay (Pl. 113: 18)

*Owadaglaea chloromixta* Hacker & Ronkay, 1995, *Esperiana* 4: 349.  
[Janakpur] Jiri: 4 ♂ 1 ♀, 23–24. xi. 1992.

***Owadaglaea yoshimotoi*** Hacker & Ronkay (Pl. 113: 17)

*Owadaglaea yoshimotoi* Hacker & Ronkay, 1995, *Esperiana* 4: 367.  
Godavari: 1 ♀, 19. iii. 1991. Daman Pass: 1 ♂ 1 ♀, 19. xi. 1992 (H. Kobayashi). [Janakpur] Jiri: 19 ♂ 10 ♀, 23–24. xi. 1992; 1 ♂, 15–20. ii. 1993; 1 ♀, 27–29. xii. 1993 (K. Suzuki).

AMPHIPYRINAE

***Namangana cashmirensis*** Moore (Pl. 114: 4)

*Calophais cashmirensis* Moore, 1881, *Proc. zool. Soc. Lond.* 1881: 358.  
[Mechi] Godok: 1 ♂ 2 ♀, 8–17. x. 1993.



***Stenopterygia subcurva*** (Walker) (Pl. 85: 24)  
[Kosi] Pheksinda: 1 ♂, 6-13. v. 1993.

***Clethrorsa pilcheri*** (Hampson) (Pl. 113: 27)  
*Leocyma pilcheri* Hampson, 1895, *Fauna Br. India* (Moths) 4: 512.  
[Kosi] Pheksinda: 1 ♂, 6-13. v. 1994.

***Bagada magna*** (Hampson) (Pl. 114: 10)  
*Xanthoptera magna* Hampson, 1894, *Fauna Br. India* (Moths) 2: 320.  
[Kosi] Pheksinda: 9 ♂ 4 ♀, 6-13. v. 1994.

***Bagada malayica nigridia*** (Hampson) (Pl. 114: 8, 9)  
*Xanthoptera nigridia* Hampson, 1894, *Fauna Br. India* (Moths) 2: 320.  
[Kosi] Pheksinda: 11 ♂ 10 ♀, 6-13. v. 1994.

***Condica serva*** (Walker) (Pl. 114: 7)  
*Celaena serva* Walker, 1858, *List Specimens lepid. Insects Colln Br. Mus.* 15: 1689.  
Nagarkot: 1 ♂, 25-27. vi. 1994.

***Borbotana nivifascia tumifacata*** Warren (Pl. 114: 6)  
*Borbotana nivifascia tumifacata* Warren, 1913, in Seitz, *Gross-Schmett. Erde* 11: 167.  
[Kosi] Pheksinda: 2 ♂, 6-13. v. 1994.

#### EUTELIINAE

***Atacira chalybsa*** (Hampson) (Pl. 42: 14)  
[Mechi] Godok: 1 ♀, 8-17. x. 1993.

#### SARROTHRIPINAE

***Iscadia pulchra*** (Butler) (Pl. 86: 21)  
[Mechi] Godok: 1 ♀, 8-17. x. 1993; 1 ♀, 3-5. i. 1994 (K. Suzuki).

***Beana terminigera*** (Walker) (Pl. 114: 14, 15)  
*Felinia? terminigera* Walker, 1858, *List Specimens lepid. Insects Colln Br. Mus.* 15: 1850.  
[Mechi] Godok: 1 ♀, 11-18. vi. 1993; 1 ♂ 2 ♀, 8-17. x. 1993; 1 ♂ 1 ♀, 3-5. i. 1994 (K. Suzuki). [Janakpur] Chapauli: 2 ♂, 6. x. 1986 (S. Sakurai).

The male genitalia (Fig. 690) match with the figure illustrated by Holloway (1976).

***Beana nitida*** Tams (Pl. 114: 16-18)  
*Beana nitida* Tams, 1924, *J. nat. Hist. Soc. Siam* 6: 250, pl. 17, fig. 17.  
[Kosi] Pheksinda: 1 ♀, 17. vii. 1990; 2 ♂ 1 ♀, 6-13. v. 1994. [Mechi] Godok: 2 ♂ 6 ♀, 11-18. vi. 1993.

The identification is tentative. From the view of male genitalia (Fig. 689), this and the preceding species do not belong to the same genus.

***Barasa acronyctoides*** Walker (Pl. 114: 19)  
*Barasa acronyctoides* Walker, 1862, *J. Proc. Linn. Soc. (Zool.)* 6: 192.  
[Mechi] Godok: 1 ♀, 8-17. x. 1993.

***Blenina fumosa*** Swinhoe (Pl. 114: 12)  
*Blennia* [sic] *fumosa* Swinhoe, 1905, *Ann. Mag. nat. Hist. (7)* 15: 157.

[Janakpur] Deolari: 1♂, 25. v-7. vi. 1994.

***Blenina* sp.** (Pl. 114: 13)

[Janakpur] Deolari: 1♂, 25. v-7. vi. 1994.

#### CHLOEPHORINAE

***Tortriciforma viridipuncta*** Hampson (Pl. 43: 22)

[Kosi] Pheksinda: 1♀, 6-13. v. 1994.

***Carea nitida*** Hampson (Pl. 114: 22)

*Carea nitida* Hampson, 1894, *Fauna Br. India* (Moths) 2: 423.

[Kosi] Pheksinda: 1♀, 6-13. v. 1994.

***Hylophilodes tsukusensis*** Nagano (Pl. 114: 20, 21)

*Hylophiloides* [sic] *tsukusensis* Nagano, 1918, *Insect Wld* 22: 191, pl. 5, figs 6, 7.

Mt Phulchouki: 1♀, 19. vi. 1992. [Kosi] Pheksinda: 1♂, 6-13. v. 1994.

The male genitalia (Fig. 686) are identical with those of *tsukusensis* from Japan and Taiwan, but the maculation of the female from Nepal is different from that of *tsukusensis*. I wonder whether the illustrated pair are the male and female of the same species or not.

#### ACONTIINAE

***Corgatha olivata*** Hampson (Pl. 114: 11)

*Corgatha olivata* Hampson, 1902, *J. Bombay nat. Hist. Soc.* 14: 208.

[Mechi] Godok: 1♀, 8-17. x. 1993.

#### PLUSIINAE

***Plusiopalpa adrasta*** (Felder & Rogenhofer) (Pl. 114: 23)

*Plusia adrasta* Felder & Rogenhofer, 1874, *Reise öst. Fregatte Novara* (Zool.) 2 (Abt. 2): pl. 110, fig. 35.

[Mechi] Godok: 1♂, 8-17. x. 1993.

***Argyrogramma aeneofusa*** (Hampson) (Pl. 44: 29)

[Kosi] Pheksinda: 1♂, 6-13. v. 1994.

#### CATOCALINAE

***Ophisma gravata*** Guenée (Pl. 115: 1)

*Ophisma gravata* Guenée, 1852, in Boisduval & Guenée, *Hist. nat. Insectes* (Lépid.) 7: 237.

[Mechi] Godok: 1♀, 8-17. x. 1993.

***Anisoneura salebrosa*** Guenée (Pl. 115: 2)

*Anisoneura salebrosa* Guenée, 1852, in Boisduval & Guenée, *Hist. nat. Insectes* (Lépid.) 7: 161.

[Mechi] Godok: 1♂, 8-17. x. 1993.

***Pseudathyrma heterographa*** (Hampson) (Pl. 46: 20)

[Janakpur] Deolari: 1♂, 25. v-7. vi. 1994.

## OPHIDERINAE

***Khadina aurantia*** (Moore) (Pl. 115: 3)*Ophideres aurantia* Moore, 1881, *Trans. zool. Soc. Lond.* 11: 607.

[Mechi] Godok: 1 ♀, 3-5. i. 1994 (K. Suzuki).

***Othreis hypermnestra*** (Stoll) (Pl. 115: 4, 5)*Phalaena hypermnestra* Stoll, 1780, in Cramer, *Uitlandsche Kapellen* 4: 69, pl. 323, figs A, B.

[Mechi] Godok: 1 ♂ 1 ♀, 3-5. i. 1994 (K. Suzuki).

***Cyclodes omma*** (Hoeven) (Pl. 116: 1)*Erebus omma* Hoeven, 1840, *Tijdschr. Natuurl. Gesch. Physiol.* 7: 281, pl. 7, fig. 7.

[Mechi] Godok: 1 ♂, 8-17. x. 1993.

***Avitta quadrilinea*** (Walker) (Pl. 116: 2)*Asta quadrilinea* Walker, [1863]1864, *J. Proc. Linn. Soc. (Zool.)* 7: 171.

[Mechi] Godok: 1 ♂, 8-17. x. 1993.

***Taviodes fulvescens*** Hampson (Pl. 116: 4)*Taviodes fulvescens* Hampson, 1926, *Descr. new Genera Species Lepid. Phalaenae Subfamily Noctuinae Br. Mus.*: 30.

[Mechi] Godok: 1 ♀, 11-18. vi. 1993.

The identification is tentative.

***Bamra lepida*** (Moore) (Pl. 116: 3)*Agriopis lepida* Moore, 1867, *Proc. zool. Soc. Lond.* 1867: 56.

Godavari: 1 ♂ 1 ♀, 24. ix. 1989; 1 ♀, 3. x. 1989; 1 ♂, 23. iv. 1990; 1 ♀, 12. v. 1990; 1 ♂, 27. iv. 1991.

The identification was confirmed by Mr M. R. Honey. The male genitalia (Fig. 693) are as figured. Although this species has not been recorded from Taiwan, I have two specimens in my collection as follows: Taiwan, Nantou Hsien, Lushan spa (1,200 m), 1 ♂, 29-30. iii. 1982; 1 ♀, 29. iv-1. v. 1984 (H. Yoshimoto leg.).

***Anticarsia irrorata*** (Fabricius) (Pl. 52: 12)

[Mechi] Godok: 1 ♂, 8-17. x. 1993.

***Semiothisops macariata*** (Hampson) (Pl. 116: 7, 8)*Zethes macariata* Hampson, 1902, *J. Bombay nat. Hist Soc.* 14: 216.

[Mechi] Godok: 1 ♂ 1 ♀, 8-17. x. 1993.

Recently Wang (1995) showed the type specimen of this species together with Taiwanese specimens, and my determination was depend on him.

***Falana sordida*** Moore (Pl. 116: 18)*Falana sordida* Moore, 1882, in Hewitson & Moore, *Descr. new Indian lepid. Insects Colln late Mr Atkinson*: 154.

[Mechi] Godok: 1 ♀, 8-17. x. 1993.

***Talapa caliginosa*** (Walker) (Pl. 116: 6)*Remigia? caliginosa* Walker, 1865, *List Specimens lepid. Insects Colln Br. Mus.* 33: 1017.

Godavari: 1 ♀, 14. iii. 1992.

***Haritalopha biparticolor*** Hampson (Pl. 116: 10)

*Haritalopha biparticolor* Hampson, 1895, *Trans. ent. Soc. Lond.* **1895**: 309.

[Mechi] Godok: 1♂, 8-17. x. 1993. [Kosi] Pheksinda: 1♀, 6-13. v. 1994. [Janakpur] Bijayachhap: 1♀, 4-5. x. 1986 (S. Sakurai).

***Mecodina tigris*** (Berio), **comb. n.** (Pl. 116: 5)

*Thermesia? tigris* Berio, 1977, *Annali Mus. civ. Stor. nat. Giacomo Doria* **81**: 242, fig. 32.

[Kosi] Pheksinda: 1♀, 6-13. vi. 1994.

Speidel [1993] illustrated the photograph of the type specimen without comment. I determined above specimen as *tigris*, but *Mecodina cyanodonta* Hampson, 1902 (*J. Bombay nat. Hist. Soc.* **14**: 215) seems a senior synonym through the original description, with which this characteristic species matches well.

***Arytrurides inornata*** (Walker) (Pl. 116: 12)

*Deva inornata* Walker, 1865, *List Specimens lepid. Insects Colln Br. Mus.* **33**: 848.

Godavari: 1♀, 6. vi. 1990; 2♀, 20-23. vi. 1992. [Kosi] Pheksinda: 1♂, 6-13. vi. 1994.

The identification was confirmed by Mr M. R. Honey. This species is unrecorded from Taiwan, where I collected a following specimen: 1♂, Nantou Hsien, Lushan spa (1,200 m), 29. iv-1. v. 1984 (H. Yoshimoto leg.).

***Thyrostipa sphaeriophora*** (Moore) (Pl. 116: 13)

*Thyridospila sphaeriophora* Moore, 1867, *Proc. zool. Soc. Lond.* **1867**: 79.

[Kosi] Num Arun River: 1♀, 17. vii. 1990.

The identification was confirmed by Mr M. R. Honey. The male genitalia (Fig. 691) of a Malaysian specimen used for comparison match with those from Borneo figured by Holloway (1976).

***Hyposemansis albipuncta*** (Wileman) (Pl. 116: 11)

*Mecodina? albipuncta* Wileman, 1914, *Entomologist* **47**: 222.

Mt Phulchouki: 1♂, 12-13. vi. 1994.

This species was described from Taiwan, and recently Wang (1995) illustrated the photograph of the type specimen.

***Lophomilia albicosta* sp. n.** (Pl. 116: 14, holotype)

♂ ♀. Expanse 26-28 mm, length of forewing 14-15 mm. Very characteristic species having forewing costa widely pale grayish ocher; forewing with ground color blackish, costal pale area edged below with pale ocher; antemedian line obscure; reniform represented by a pale ocherous bar; postmedian line pale ocher, insidely accompanied with a diffuse brown band, nearly straight and vertical to hind margin; subterminal line represented by a series of pale ocherous dashes, waved, interrupted by a black streak in cellule 4. Hindwing pale gray with a dark and diffuse discoidal spot; median line dark and weakly waved.

Male genitalia (Fig. 694). Uncus pointed at tip; tegumen narrow; valva with costal and ventral margins nearly paralleled, apex round, ribbed medially and producing a long harpe reaching before tip of valva; a long and curved process from base of ventral margin reaching near middle of valva; juxta narrow, deeply cleft below. Aedeagus vesica with two diverticula, densely clothed with minute tail-like granules, with a bunch of short spines near middle.

Holotype. ♂. Kathmandu, Mt Phulchouki, 17. viii. 1993 (T. Haruta leg.). Paratype. 1♀, Kathmandu, Godavari, 4. iv. 1992.

***Pangrapta pannosa*** (Moore) (Pl. 116: 9)

*Saraca pannosa* Moore, 1882, in Hewitson & Moore, *Descr. new Indian lepid. Insects Colln late Mr Atkinson*: 182.

[Kosi] Pheksinda: 1 ♀, 6-13. v. 1994.

***Tamba rufipennis*** (Hampson) (Pl. 116: 15)

*Zethes rufipennis* Hampson, 1895, *Trans. ent. Soc. Lond.* 1895: 307.

[Mechi] Godok: 1 ♂, 11-18. vi. 1993.

***Egnasia tripuncta*** Swinhoe (Pl. 116: 16)

*Egnasia tripuncta* Swinhoe, 1895, *Ann. Mag. nat. Hist.* (6) 15: 15.

Godavari: 1 ♀, 1. xi. 1991; 1 ♀, 8. xi. 1991.

***Egnasia ephyrodalis*** Walker (Pl. 116: 17)

*Egnasia ephyrodalis* Walker, [1859], *List Specimens lepid. Insects Colln Br. Mus.* 16: 217.

[Mechi] Godok: 8-17. x. 1993.

***Oglasa hypenoides*** (Moore) (Pl. 116: 19)

*Cosmia hypenoides* Moore, 1881, *Proc. zool. Soc. Lond.* 1881: 354, pl. 38, fig. 19.

[Mechi] Godok: 1 ♀, 8-17. x. 1993. Dovan: 1 ♀, 15-16. iv. 1993.

***Caduca albopunctata*** (Walker) (Pl. 116: 20)

*Homoptera albopunctata* Walker, [1858], *List Specimens lepid. Insects Colln Br. Mus.* 13: 1068.

[Janakpur] Sindhulimadi: 1 ♀, 2-3, 7. x. 1986 (S. Sakurai).

This species ranges from N India to Borneo via Sri Lanka and Sumatra, and was recently discovered from Japan (Yoshimoto, 1994) and Taiwan (Wang, 1995). Wang (1995) showed a type of *Diomea nasea* Swinhoe, 1918 from Borneo, a synonym of *albopunctata*, together with Sri Lankan and Taiwanese specimens.

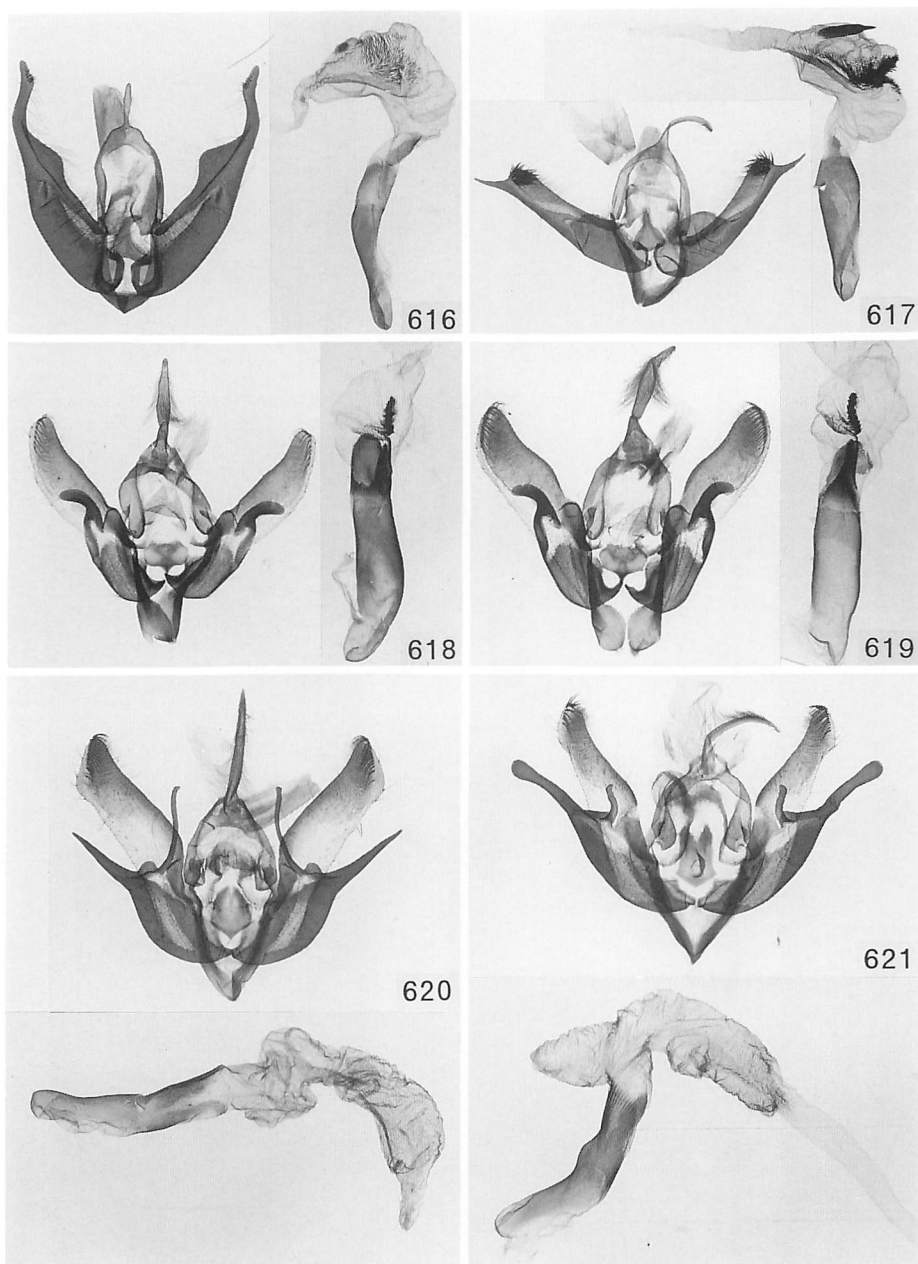
### Acknowledgments

In compiling this family, I must appreciate my sincere gritudes to Dr L. Ronkay of the Hungarian Natural History Museum, Budapest, and Mr M. Hreblay, Somfa, for their kindness in giving me invaluable advices and in allowing me to check the photographs of many type specimens taken by them at the Natural History Museum. My thanks are also due to Messrs M. R. Honey of the Natural History Museum, London, H. Hacker, Stattelstein, G. Behounek, Daisenhofen, and H. Thöny, Ingolstadt for their kind help in the course of my study.

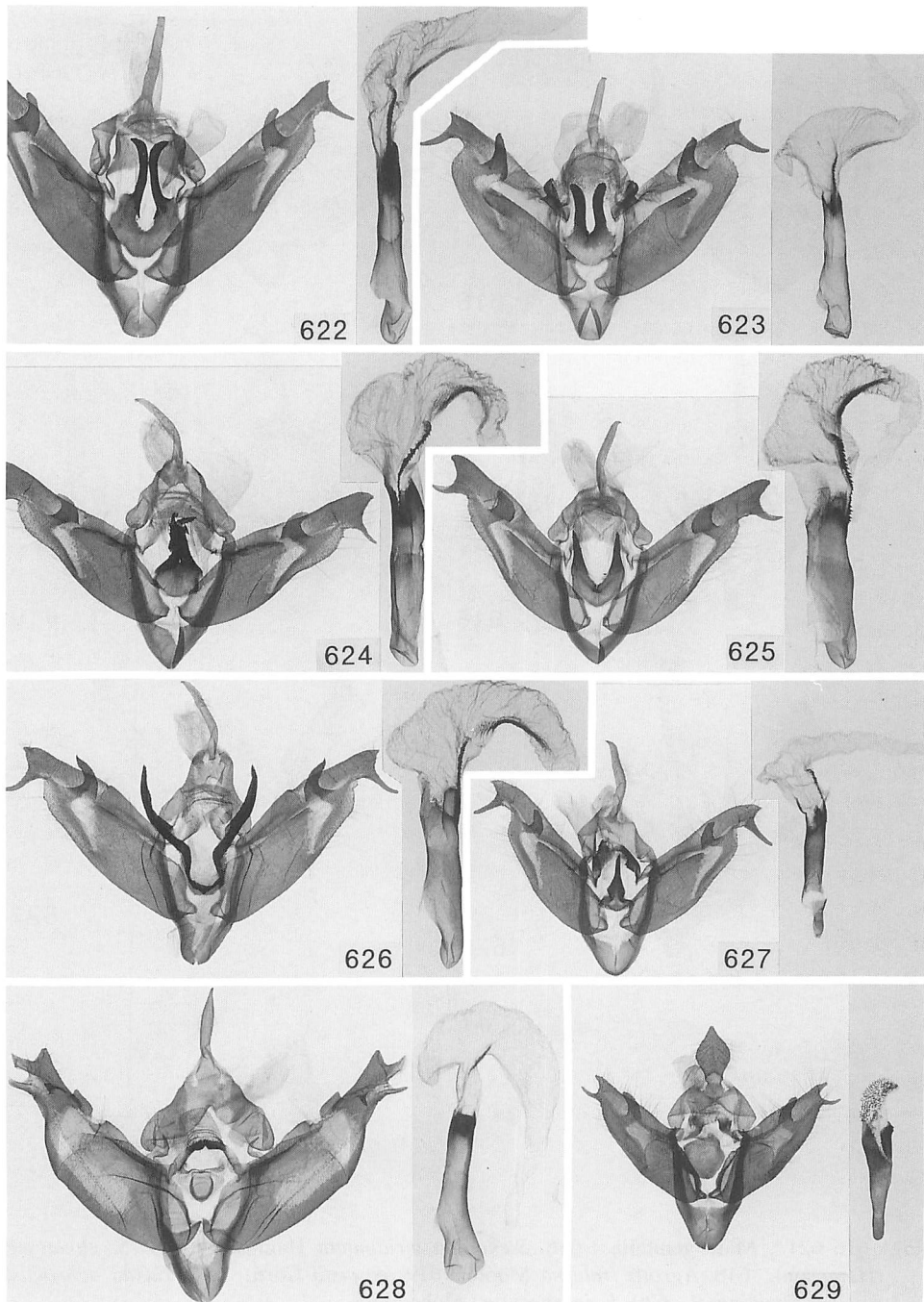
### References

- Boursin, C., 1963. Die 'Noctuinae'-Arten (Agrotinae *ulgo sensu*) aus Dr. h. c. H. Höne's China-Ausbeuten. V. Der 'Amathes-Komplex'; VI. Die Gattungen: *Raddea* Alph., *Estimata* Kozh., *Erebophasma* n. gen., *Spinipalpa* Alph. und *Perissandria* Warren; VII. Die Gattung *Ochropleura* Hb. *ForshBer. Landes Nordrhein-Westfalen* 1170: 1-107, pls 1-22, 1 map.
- , 1964. Noctuidae Trifinae. Lepidoptera der deutschen Nepal-Expeditionen 1955. *Veröff. zool. StSamml. Münch.* 8: 3-40, pls 1-23.
- , 1969. Description de 40 espèces nouvelles de Noctuidae Trifinae paléarctiques et de deux genres nouveaux des sous-familles Noctuinae et Amphipyriinae. 1<sup>ere</sup> Serie. *Entomops* 2 (15): 215-240.
- Chen, Y.-X., B.-H. Wang & D.-W. Lin, 1991. *The Noctuids Fauna of Xizang*. 25, 409 pp., 26 pls (in Chinese). Hunan.

- Fibiger, M., 1990. Noctuinae 1. *Noctuidae europaeae* 1: (1)-208 (pls 1-16).
- Hacker, H., [1993]. Das Artenspektrum der subtropischen Gebiete des Kumaon-Himalaya (Lepidoptera: Noctuidae, Notodontidae, Lymantriidae, Sphingidae). *Esperiana* 3: 70-121, pl. D.
- Hacker, H. & H. Peks, 1990. Beschreibung neuer Taxa und Übersicht über das Artenspektrum des von Dr. W. Thomas 1980-1988 in Ladakh gesammelten Materials. Teil 1. *Esperiana* 1: 277-322, pls A, C, E.
- , [1993]. Neue Taxa himalayischer Noctuidae. *Esperiana* 3: 151-183, pls D, E, F.
- Hacker, H. & L. Ronkay, 1990. Liste der *Cucullia* Schrank, 1802, *Agrochola* Hübner, [1821] und *Autophila* Hübner, [1823]-Arten mit Beschreibung neuer Taxa. *Esperiana* 1: 377-392, pl. F.
- Holloway, J. D., 1976. *Moths of Borneo with special Reference to Mount Kinabalu*. [viii], 264 pp. ([32 pls]). Kuala Lumpur.
- Hreblay, M. & J. Plante, 1995. Description de sept espèces nouvelles du Népal et d'un genre nouveau (Lépidoptères, Noctuidae). *Lambillionea* 95: 135-144.
- Lödl, M., 1994. Remarks on the classification of the genera *Hypena* Schrank, 1802, *Dichromia* Guenée, 1854 and *Harita* Moore, 1882 (Lepidoptera: Noctuidae). *Nota lepid.* 16: 241-250.
- Plante, J., 1994. Descriptions of five new trifines from Taiwan (Lepidoptera, Noctuidae, Noctuinae, Ipimorphinae). *Tyô Ga* 44: 226-232.
- Speidel, W., [1993]. New synonyms of Chinese noctuids (Lep., Noctuidae). *Esperiana* 3: 9-15, pl. A.
- Sugi, S., 1980. New genera and new species of the Cuculliinae (Lepidoptera: Noctuidae). *Tyô Ga* 30: 196-204.
- Varga, Z. & L. Ronkay, 1991. Taxonomic studies on the genera *Sideridis* Hübner, *Saragossa* Staudinger and *Conisania* Hampson (Lepidoptera, Noctuidae: Hadeninae). *Acta zool. hung.* 37: 145-172.
- Varga, Z., L. Ronkay & H. Hacker, 1990. Revision of the genus *Bryopolia* Boursin, 1954 (Lepidoptera, Noctuidae). *Esperiana* 1: 427-469, pl. A.
- Wang, H. Y., 1995. Noctuidae. *Guide Book to Insects in Taiwan* 8: 1-16, 1-477 (in Chinese).
- Yoshimatsu, S., 1994. A revision of the genus *Mythimna* (Lepidoptera: Noctuidae) from Japan and Taiwan. *Bull. natn. Inst. agro-envir. Sci.* 11: 81-323.
- Yoshimoto, H., 1982. Notes on the genus *Chandata*, with descriptions of three new species from Nepal and Taiwan (Lepidoptera: Noctuidae). *Tyô Ga* 32: 138-146.
- , 1994. Notes on *Caduca albopunctata* (Walker) (Noctuidae, Ophiderinae) collected at Ishigaki-jima I., the Rhukyus. *Japan Heterocerists' J.* 178: 33-34 (in Japanese).

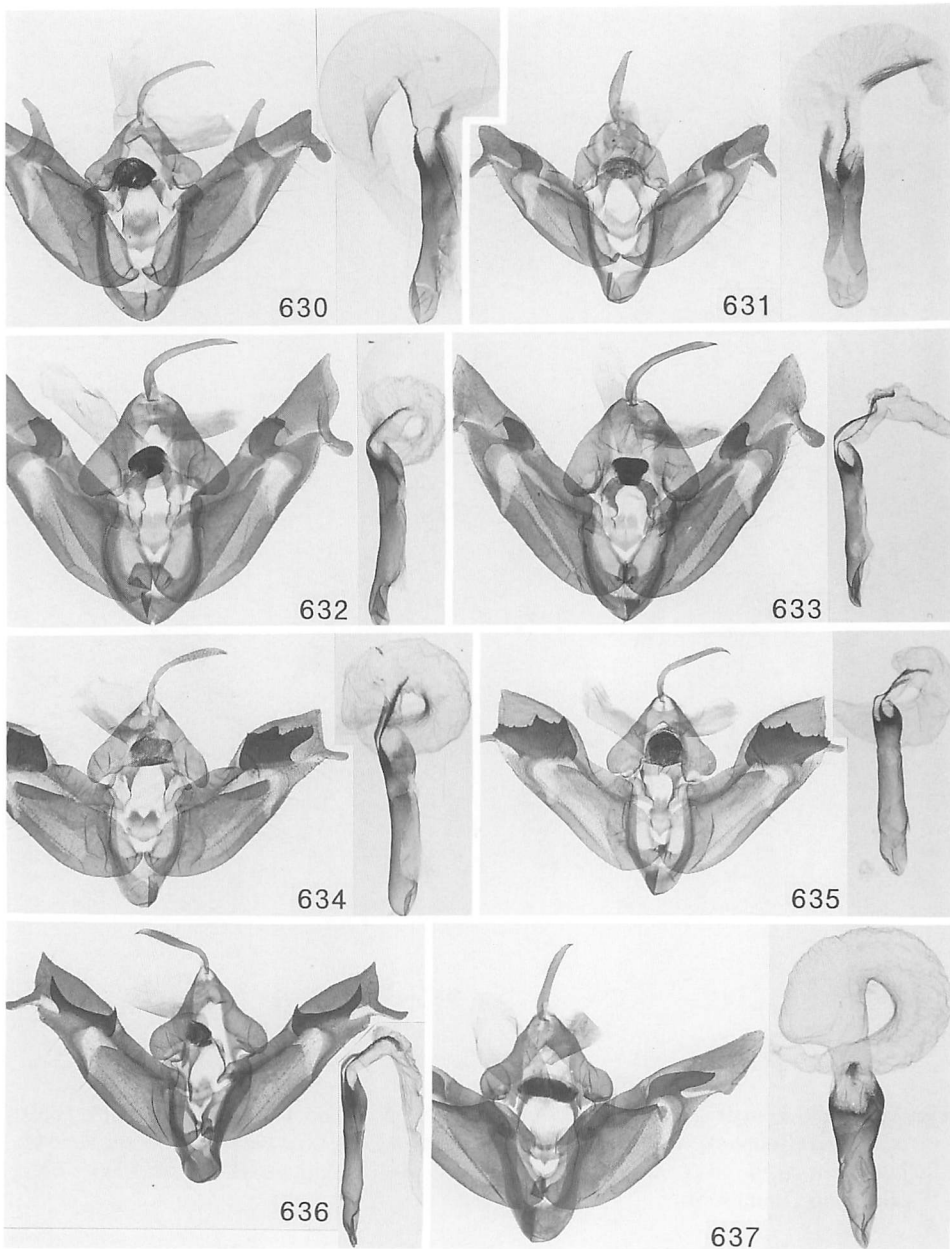


Figs 616-621. Male genitalia. 616. *Stenoloba viridimicta* Hampson. 617. *S. glaucescens* (Hampson). 618. *Agrotis fraterna* Moore. 619. *A. justa* Corti. 620. *Euxoa ochrogaster rossica* (Staudinger). 620. *E. inexpectata* (Alphéraky).

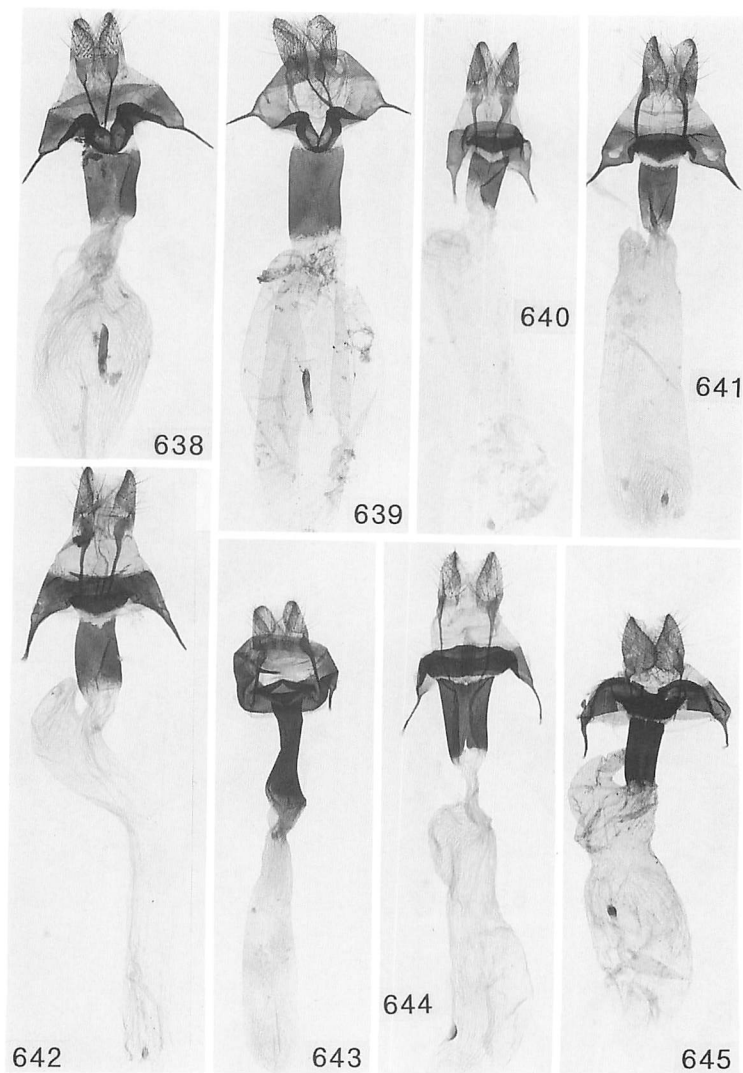


Figs. 622-628. Male genitalia of *Xestia* spp. 622. *X. retracta* (Hampson). 623. *X. semiretracta* sp. n. 624. *X. hemitragidia* (Boursin). 625. *X. basistriga* sp. n. 626. *X. longijuxta* sp. n. 627. *X. forsteri* (Boursin). 628. *X. olivascens* (Hampson).  
Fig. 629. Male genitalia of *Estimata clavata* (Hampson).





Figs 630-637. Male genitalia of *Xestia* spp. 630. *X. tenuis nepalensis* (Boursin). 631. *X. bdelygma* (Boursin). 632. *X. isochroma* (Hampson). 633. *X. gandakiensis* sp. n. 634. *X. cyanosticta* (Dierl). 635. *X. friederikae* (Dierl). 636. *X. janakpura* sp. n. 637. *X. angara* Hacker & Peks.



Figs 638-645. Female genitalia of *Xestia* spp. 638. *X. tenuis nepalensis* (Boursin). 639. *X. bdelygma* (Boursin). 640. *X. isochroma* (Hampson). 641. *X. gandakiensis* sp. n. 642. *X. janakpura* sp. n. 643. *X. friederikae* (Dierl). 644. *X. angara* Hacker & Peks. 645. *X. olivascens* (Hampson).

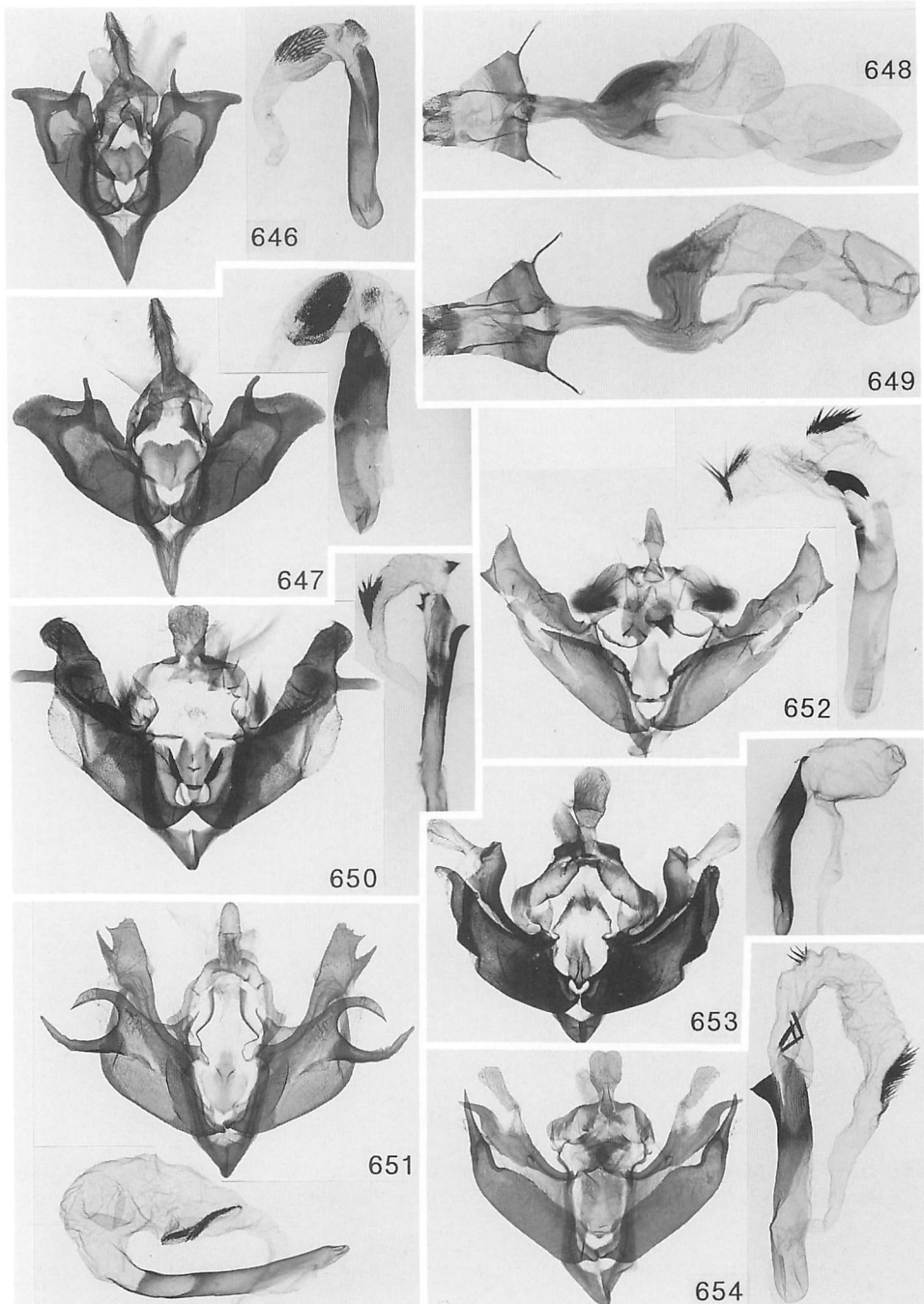
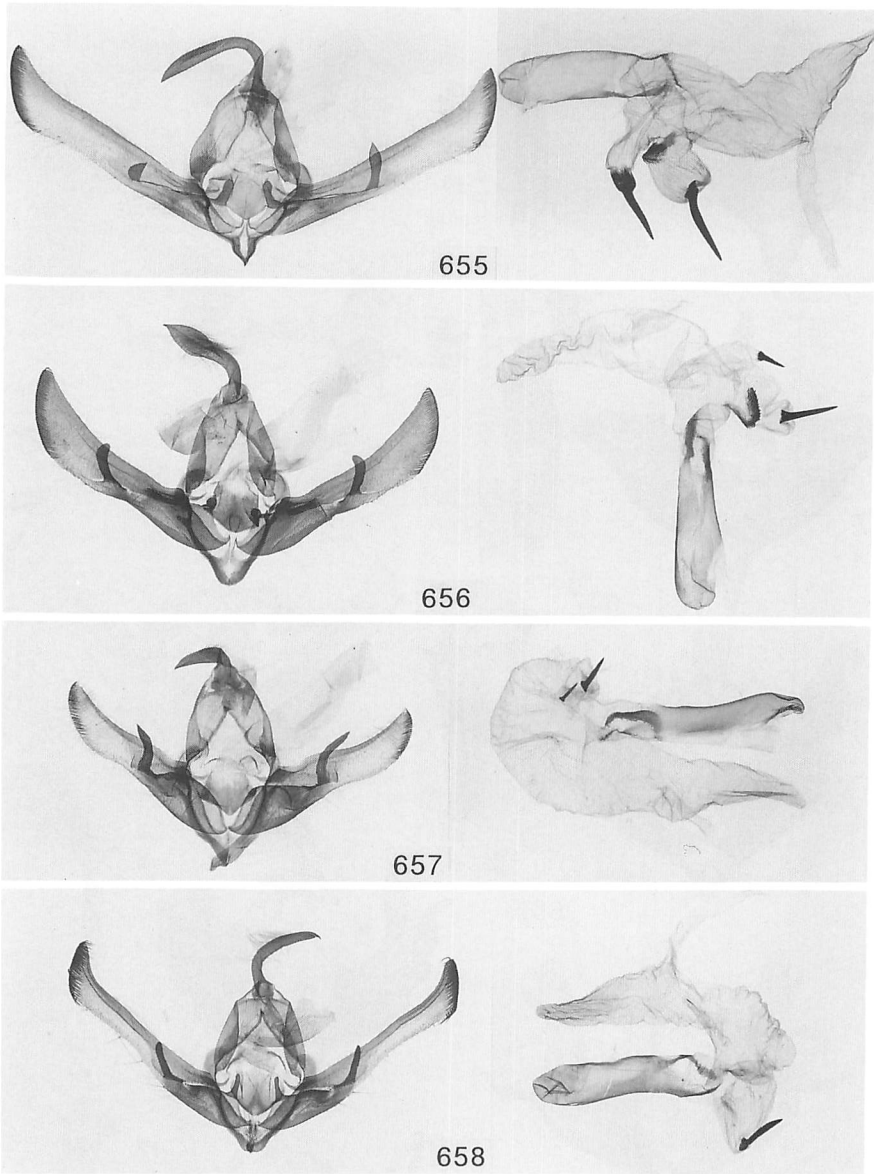
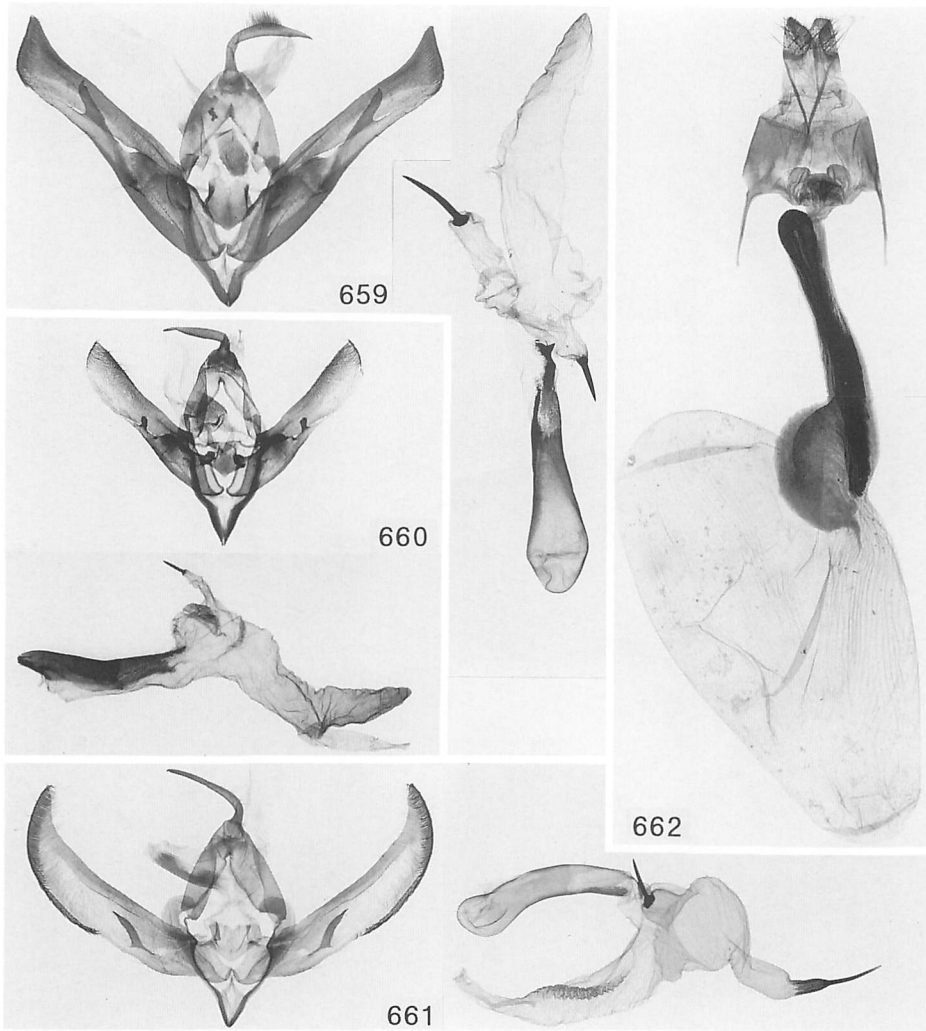


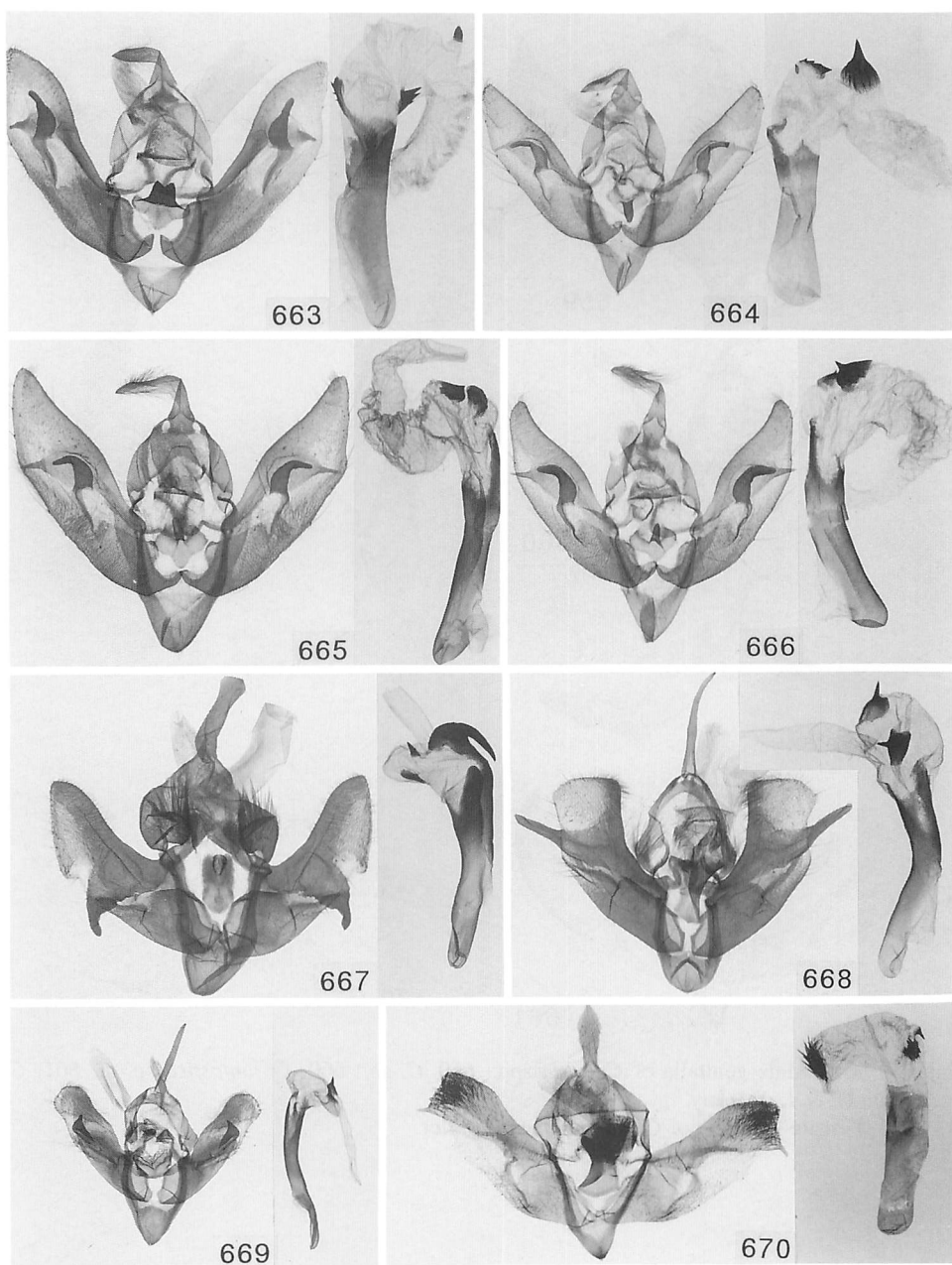
Fig 646-647. Male genitalia of *Perissandria* spp. 646. *P. subfusca* sp. n. 647. *P. sikkima* (Moore).  
 Figs 648-649. Female genitalia of *Perissandria* spp. 648. *P. subfusca* sp. n. 649. *P. sikkima* (Moore).  
 Figs 650-654. Male genitalia. 650. *Lasionycta lurida* (Alphéraky). 651. *L. bryoptera* (Pün-  
 geler). 652. Gen. et sp. 653. *Anarta inexpecta* sp. n. 654. *Lasianobia superba* (Alphéraky).



Figs 655-658. Male genitalia of *Cucullia* spp. 655. *C. duplicata* Staudinger. 656. *C. melli* Boursin. 657. *C. draudti* Boursin. 658. *C. reecta* Püngeler.



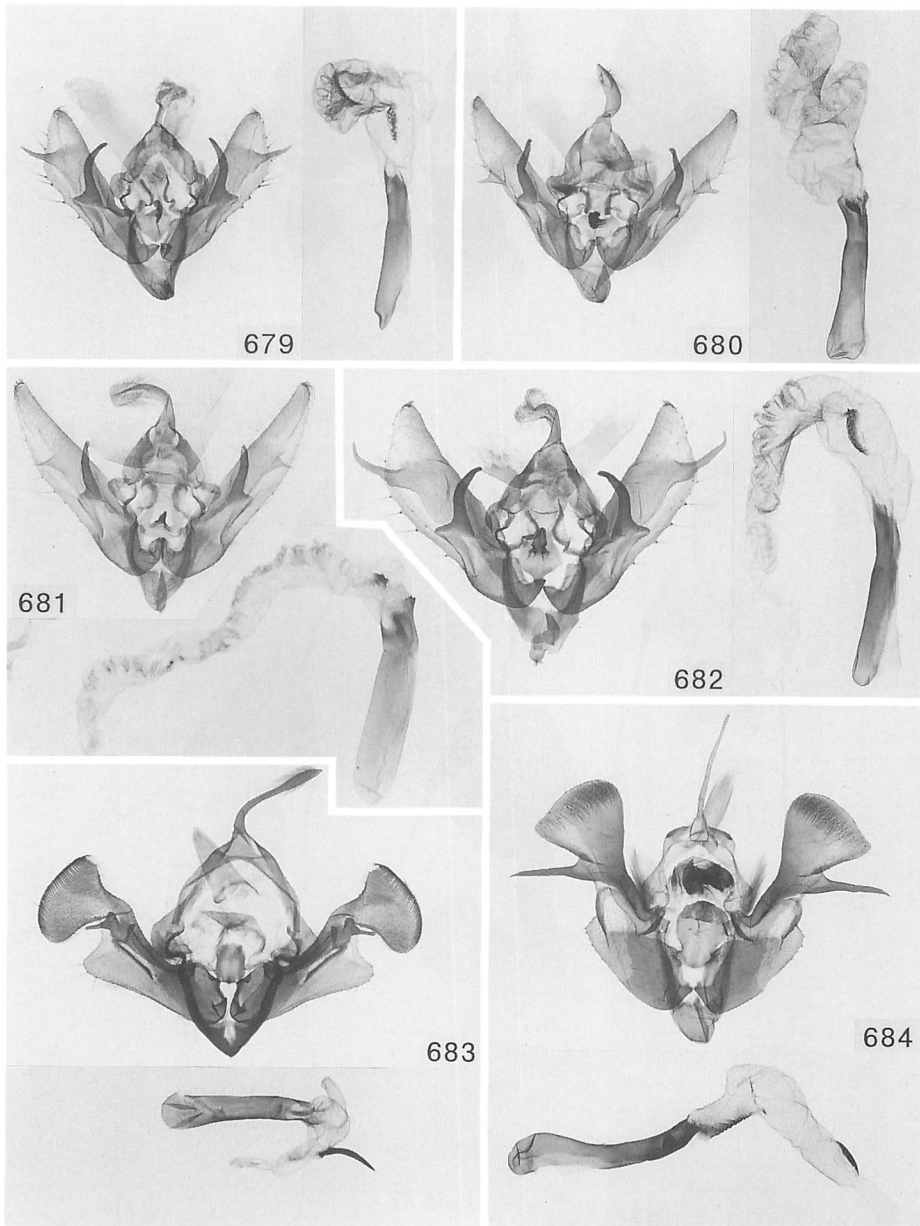
Figs 659-661. Male genitalia of *Cucullia* spp. 659. *C.* sp. 660. *C. fantastica* sp. n. 661. *C. falcata* G. & L. Ronkay.  
Fig. 662. Female genitalia of *Cucullia elongata* Butler.



Figs 663-669. Male genitalia of *Trichoridia* spp. 663. *T. endroma* (Swinhoe). 664. *T.* sp. 1. 665. *T. hampsoni* (Leech). 666. *T.* sp. 2. 667. *T. dentata* (Hampson). 668. *T. langtangensis* sp. n. 669. *T. canosparsa* (Hampson).  
Fig 670. Male genitalia of *Nepaloridia minuta* gen. & sp. n.

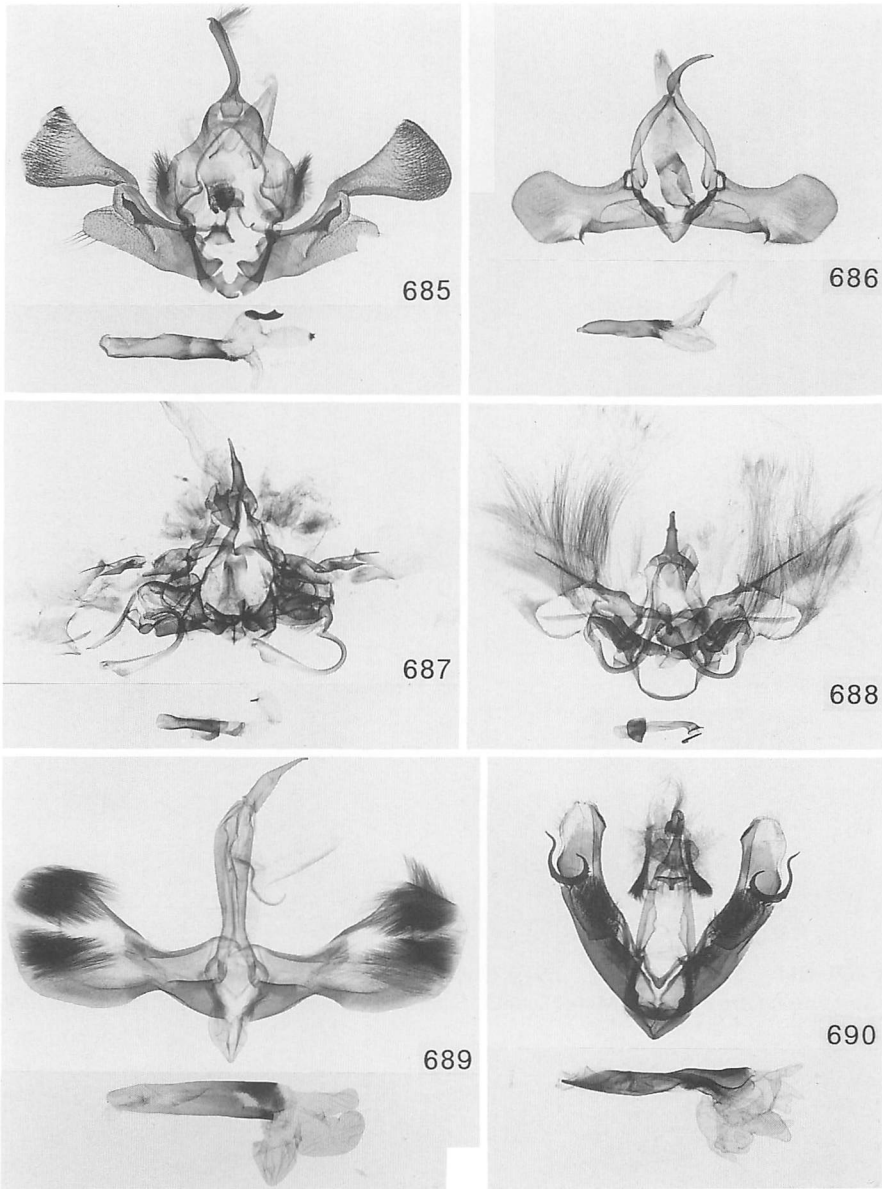


Figs 671-678. Female genitalia. 671. *Trichoridia herchatra* (Swinhoe). 672. *T. dentata* (Hampson). 673. *T. langtangensis* sp. n. 674. *Oroplexia luteifrons* (Walker). 675. *Trichoridia junctura* (Hampson). 676. *Dasypolia* sp. 677. *Oroplexia separata* (Moore). 678. *O. simulata* (Moore).

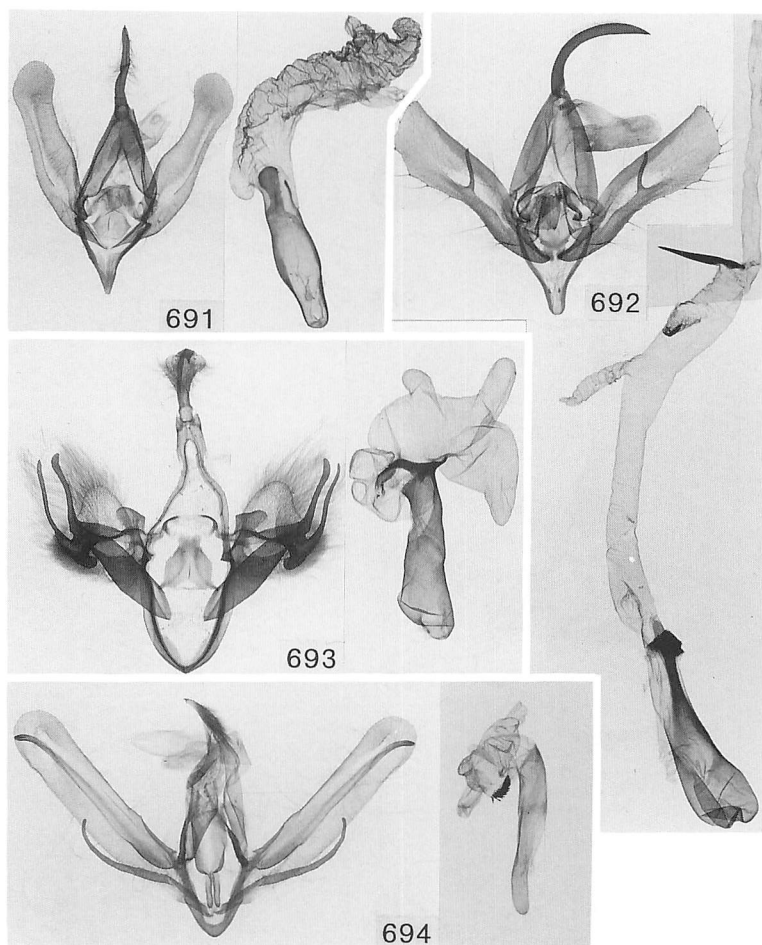


Figs 679-682. Male genitalia of *Valeriodes* spp. 679. *V. icamba* (Swinhoe). 680. *V. cyanelinea* (Hampson). 681. *V. viridinigra* (Hampson). 682. *V. heterocampa* (Moore).  
Figs 683-684. Male genitalia of *Oroplexia* spp. 683. *O. luteifrons* (Walker). 684. *O. separata* (Moore).





Figs 685-690. Male genitalia. 685. *Trachea atrovirens* (Moore). 686. *Hylophiloides tsukusensis* Nagano. 687. *Blenina fumosa* Swinhoe. 688. *B. sp.* 689. *Beana nitida* Tams. 690. *B. terminigera* (Walker).



Figs 691-694. Male genitalia. 691. *Thyrostipa sphaeriophora* (Moore), Malaysia. 692. *Autographa argyrosigna* (Moore). 693. *Bamra lepida* (Moore). 694. *Lophomilia albicosta* sp. n.

**SPHINGIDAE**

Toshiro Haruta

***Agrius convolvuli*** (Linnaeus) (Pl. 21: 1)

[Inner Himal] Sangda: 2♂, 1-3. vii. 1994. Thorong Phedi: 3♂ 1♀, 10. vii. 1994. Churi Lattar: 1♂, 11. vii. 1994.

***Nephele didyma*** (Fabricius) (Pl. 23: 7)

[Inner Himal] Muktinath: 5♂, 25-27. v. 1993; 1♀, 7. vii. 1994. Thorong pass (W): 3♂, 9. vii. 1994. Churi Lattar: 1♂, 12. vii. 1994.

***Hyles galli nepalensis*** Daniel (Pl. 104: 3)

*Hyles galli nepalensis* Daniel, 1961, *Veröff. zool. StSamml. Münch.* 6: 160, pl. 15, fig. 19.

[Inner Himal] Sangda: 1♀, 3. vii. 1994. Thorong Phedi: 2♂ 2♀, 10. vii. 1994. Churi Lattar: 4♂ 4♀, 11-12. vii. 1994. Manang: 1♀, 13. vii. 1994.

***Hyles lineata livornica*** (Esper) (Pl. 92: 5)

[Inner Himal] Dhung: 1♂, 24. vi. 1994. Sangda: 2♂ 2♀, 30. vi-3. vii. 1994. Muktinath: 1♂, 7. vii. 1994. Churi Lattar: 3♂ 3♀, 11-12. vii. 1994.

***Deilephila rivularia*** (Boisduval) (Pl. 104: 4)

*Chaerocampa rivularis* Boisduval, 1857, in Boisduval & Guenée, *Hist. nat. Insectes* (Lépid.) 1: 280.

[Inner Himal] Muktinath: 6♂ 5♀, 7. vii. 1994.

***Hippotion celerio*** (Linnaeus) (Pl. 24: 1)

[Inner Himal] Sangda: 1♂ 1♀, 30. vi-1. vii. 1994. Muktinath: 2♂, 25-26. v. 1993. Thorong pass: 1♀, 9. vii. 1994. Churi Lattar: 6♂ 2♀, 11-12. vii. 1994. Manang: 3♂ 1F, 13. vii. 1994.

***Hippotion boerhaviae*** (Fabricius) (Pl. 24: 2)

[Inner Himal] Churi Lattar: 3♂, 11. vii. 1994. Manang: 2♂, 13. vii. 1994.

**SATURNIIDAE**

Toshiro Haruta

***Salassa royi*** Elwes (Pl. 93: 6)

[Kanchenjunga] Ghunsa: 2♂, 11. vii. 1963.

***Caligula lindia*** (Moore) (Pl. 104: 1, 2)

*Saturnia lindia* Moore, 1865, *Trans. ent. Soc. Lond.* (3) 2: 424, pl. 22, fig. 3.

[Inner Himal] Muktinath: 5♂, 25-27. v. 1993. [Sagarmatha] Dagch: 4♀, 23-24. v. 1993.

**NOCTUIDAE: NOCTUINAE, *Hermonassa***

Shigero Sugi

The genus *Hermonassa* Walker is a purely Asian genus of the Noctuinae having its centre of divergence in north-east Himalaya to west China. Boursin (1967) recognized 56 species for the genus at that time, but several species placed at the both extremities of his systematic list have been separated into two new genera (Varga *et al.*, 1990). Some additional species were described from Xizhang [Tibet] (Boursin, 1968*b*; Chen, 1983), Thailand (Owada, 1986) and Taiwan (Plante, 1994).

*Hermonassa* comprises small to medium-sized, usually dark coloured moths, all having stigmata on forewing deep black to fuscous, and is readily recognizable in facies. The Nepalese fauna of *Hermonassa* is reviewed by Boursin (1968*a*), who mentioned 21 species as occurring there and described nine new species. In this series, eight species have been treated (Yoshimoto, 1993, 1994). In addition to the material secured through Haruta's current collecting program, this part deals with the collection made by him in 1963 during the LSJ expedition to East Nepal, and that from Darjeeling and its neighboring sites made by the late Werner Thomas and now in my cabinet. A total of 29 species are described or redescribed below, of which five species have not been found in the territory of Nepal for the time being. Eleven new species are included.

The moths of *Hermonassa* are exclusively univoltine. Some species occurring in relatively lower altitudes have a life-cycle that the moths appear early in April or May or some later, surviving the summer to cease their activity in late October, as is the case with *H. cecilia* Butler observed in Japan.

***Hermonassa cuprina* Moore (Pl. 117: 1)**

*Hermonassa cuprina* Moore, 1881, in Hewitson & Moore, *Descr. new Indian lepid. Insects Colln late Mr Atkinson*: 120.

Mt Phulchouki, 2700 m, 2 ♀, 2-3. vii. 1987 (T. Miyashita). [Janakpur] Bonch, 2000 m, 1 ♂, 29. x. 1986 (S. Sakurai), SS-7084. India, WB, Darjeeling, Tiger Hill, 2400 m, 1 ♂ 5 ♀, 19-28. vi. 1987 (W. Thomas), SS-6346 ♂, 7081 ♀.

Male (Fig. 691) and female genitalia (Fig. 721) are illustrated here for the first time. Female antevaginal plate roundish with medial cleft posteriorly. Two linear signa rather strong, with a minute depression at their anterior ends.

***Hermonassa phenax* Boursin (Pl. 83: 18; Pl. 117: 2)**

*Hermonassa phenax* Boursin, 1968, *Ergebn. ForschUnternehm. Nepal Himalaya* 3: 135, pl. 1, figs 1, 2, 21.

[Mechi] Gopetar, 2 ♀, 2000 m, 19. iv. 1993. [Kosi] Gupha, 2850 m, 1 ♂, 10. iv. 1993. [Sagarmatha] Mahavir, 2500 m, 1 ♂, 26. v. 1993. [Janakpur] Jiri, 2350 m, 2 ♂ 1 ♀, 20-22. x. 1992, HY-1863 ♂; 1 ♀, 27-30. v. 1993; 2 ♂, 31. v-2. vi. 1993, HY-1954. Bonch, 2000 m, 3 ♂ 3 ♀, 29. x. 1986 (S. Sakurai), SS-7089 ♀. [Inner Himal] Muktinath, 3800 m, 1 ♀, 25-27. v. 1993. India: WB, Darjeeling, 2100 m, 1 ♂ 1 ♀, 8. iv. 1988 (W. Thomas), SS-7082 ♂; WB, Darjeeling, Mangpu, 700 m, 1 ♀, 1. iv. 1986 (W. Thomas).

Male (Fig. 701) and female genitalia (Fig. 722) are illustrated here and in Boursin (1968*a*). Female eighth sternite with round lateral lobes anteriorly; antevaginal plate with posterior margin entire, round. Four short linear signa near bottom of corpus bursae.

***Hermonassa anthracina* Boursin (Pl. 117: 3)**

*Hermonassa anthracina* Boursin, 1967, *Z. wien. ent. Ges.* 52: 26, pl. 1, fig. 4, pl. 3, fig. 4.

[Kanchenjunga] Walungchung, 1♂, 26-27. vii. 1963, SS-118. Yangma, 4000 m, 1♀, 24. vii. 1963, SS-179. Kambachen, 3950 m, 1♀, 14-15. vii. 1963. [Inner Himal] Sangda, 4460 m, 5♀, 25. vi-3. vii. 1994, SS-7437. [Lantang Himal] Kyanjing Gompa, 3800 m, 3♂, 11-12. viii. 1993 (K. Shirakawa), HY-2118.

Male genitalia (Fig. 696) are as illustrated here and in Boursin (1967).

Female genitalia (Fig. 732). Eighth sternite bearing lateral conical pouches anteriorly. Antevaginal plate wider than depth, with paired processes at posterior margin, their bases being well separate. Signum wanting.

This is one of the species known as ranging in Himalaya to W. China. The male genitalia of Himalayan specimens differ slightly in the structure of saccular extension (*cf.* Boursin, 1967, pl. 3, fig. 4).

***Hermonassa oleographa*** Hampson (Pl. 83: 17; Pl. 117: 4)

*Hermonassa oleographa* Hampson, 1911, *Ann. Mag. nat. Hist.* (8) 8: 416.

*Hermonassa griseosignata* Chen, 1983, *Acta ent. sin.* 26: 334, fig. 1.

[Janakpur] Jiri, 2350 m, 1♂, 13-15. viii. 1993, HY-2124. India, WB, Pemayangtse, 2000 m, 1♂, 20-27. viii. 1986 (W. Thomas), SS-6745.

Male genitalia (Fig. 697) are exactly identical with those illustrated of *griseosignata* Chen described from Xizhang [Tibet], particularly in the apically some diamond-shaped uncus, the long saccular process ending just before the apex of valva, and the basally broad, rather short process of harpe. Otherwise very similar to those of *H. ellenae* Boursin. The synonymy, validating *oleographa* for this species, was introduced by Plante (1994) with no further comment and adopted by Yoshimoto (1994) in this series.

Female unknown.

***Hermonassa incisa*** Moore (Pl. 14: 14; Pl. 117: 5)

*Hermonassa incisa* Moore, 1881, in Hewitson & Moore, *Descr. new Indian lepid. Insects Colln late Mr Atkinson*: 120; Boursin, 1967, *Z. wien. ent. Ges.* 52: 30, pl. 6, fig. 12; Boursin, 1968, *Ergebn. ForschUnternehm. Nepal Himalaya* 3: 136, 138, 140, pl. 1, fig. 6, pl. 2, fig. 27, pl. 3, fig. 28.

Godavari, 1600 m, 1♀, 24. vi. 1990, HY-1680. Mt Phulchouki, 2275 m, 1♀, 11. v. 1991; 2075 m, 1♂, ix. 1991, HY-2125. [Sagarmatha] Dagchu, 2880 m, 1♂, 23-24. v. 1993. [Janakpur] Jiri, 1950 m, 1♀, 1-4. vi. 1992, SS-7441; 2350 m, 1♂1♀, 31. v-2. vi. 1993. Dhunigeni, 3500 m, 1♀, 10. vii. 1993. India, WB, Darjeeling, Tiger Hill, 2400 m, 1♂, 19-28. vi. 1987 (W. Thomas), SS-7090.

Male (Fig. 698) and female genitalia (Fig. 731) are as illustrated here and in Boursin (1968a).

***Hermonassa tamsi*** Boursin (Pl. 117: 6)

*Hermonassa tamsi* Boursin, 1968, *Ergebn. ForschUnternehm. Nepal Himalaya* 3: 136, pl. 1, fig. 5, pl. 2, figs 25, 26.

[Janakpur] Dhunigeni, 3500 m, 1♀, 10. vii. 1993, SS-7440. India, WB, Sandakphu, ca 50 km NW of Darjeeling, 3600 m, 1♂, 14. viii. 1985 (W. Thomas), SS-5171.

Male genitalia (Fig. 700) and female genitalia (Fig. 729) are as illustrated here and in Boursin (1968a).

***Hermonassa callista*** Boursin (Pl. 117: 7, 8)

*Hermonassa callista* Boursin, 1968, *Ergebn. ForschUnternehm. Nepal Himalaya* 3: 140, pl. 1, fig. 9, pl. 3, figs 31, 32.

[Langtang Himal] Langtang, 3500 m, 1♂, 10. viii. 1993 (K. Shirakawa), SS-7429. Kyanjing

Gompa, 3800 m, 1♂ 1♀, 11-12. viii. 1993 (K. Shirakawa), YH-2157♂, SS-7495♀.

Male genitalia (Fig. 699) and female genitalia (Fig. 728) are as illustrated here and in Boursin (1968a).

***Hermonassa sherpae* sp. n.** (Pl. 117: 36, holotype)

Wing expanse 30 mm. Forewing dark brown, stigmata relatively small, orbicular round, reniform lunulate, both defined with pale, claviform obscure. Hindwing fuscous grey.

Male genitalia (Fig. 701). Uncus relatively short, stout, tapered to a point. Juxta V-shaped, end of both arms round, with a long digitate process arising from base of the arms. Valva rather ample, round apically, both sides nearly parallel and slightly restricted at middle. Saccus broad, harpe stout, obliquely far beyond the costa. Saccus short. Aedeagus moderately long with longitudinal scobination at base of vesica and at the opposite side a sclerotized band. No cornutus present.

Female genitalia (Fig. 727). Antevaginal plate small, with slight medial ridge. Ductus bursae very short, corpus bursae cylindrical with two linear signa near bottom, one half the length of the other.

Holotype ♂. Nepal, Langtang Himal, Langtang, 3500 m, 10. viii. 1993 (K. Shirakawa), HY-2120. Paratypes. Nepal. The same locality and date, 1♂. Kyanjing Gompa, 3800 m, 1♀, 11. viii. 1993 (K. Shirakawa), SS-7432.

***Hermonassa shizukoae* sp. n.** (Pl. 117: 17, holotype; 18)

Wing expanse 27 mm. Vertex and tegula deep black, the latter fringed with greyish white, much like *H. chersotidia* Boursin. Forewing uniformly deep blackish brown to termen, lines practically wanting except double antemedial which is often obsolete. Stigmata deep black, much reduced in size, reniform lunulate, claviform a minute bar posterior to antemedial line. Hindwing pale fuscous.

Male genitalia (Fig. 704). Base of harpe strikingly swollen dorsally, far beyond the dorsal margin of valva, the character state never seen in other known species. Juxta bearing a medial moderate spine. Aedeagus with a few carinae at apex, basal lobation of vesica fully developed, bearing a rather stout bulbed spine at extremity.

Female genitalia (Fig. 730). Antevaginal plate relatively small, with posterior margin bilobed. Ductus bursae sclerotized, deep cup-like. Cervix bursae small, semiglobular. Corpus bursae with three short linear signa, one of which is almost vestigial.

Holotype ♂. India, WB, Sandakphu, ca 50 km NW of Darjeeling, 3600 m, 14. viii. 1985 (W. Thomas), SS-5155. Paratypes. The same locality and date, 2♂; India, WB, Meghma, ca 35 km NW of Darjeeling, 3000 m, 1♀, 15. viii. 1985 (W. Thomas), SS-5163.

In facies this new species is confusingly similar to *H. chersotidia* Boursin. The two species are possibly related closely, since they share developed basal lobe of vesica bearing at its extremity a long pointed spine with conical base.

The specific name is dedicated to Mrs Shizuko, the wife of T. Haruta, in commemoration of her constant activity associated with the Japan-Nepal Society and in assistance in moth collecting in Nepal.

***Hermonassa chersotidia*** Boursin (Pl. 117: 35)

*Hermonassa chersotidia* Boursin, 1968, *Ergebn. ForschUnternehm. Nepal Himalaya* 3: 147, pl. 1, figs 18-20, pl. 5, fig. 41.

[Janakpur] Goyang, 3200 m, 1♂, 11. vii. 1993, HY-2126. India, WB, Darjeeling, 2100 m, 1

♂, 17-20. vii. 1987 (W. Thomas), SS-7100.

Male genitalia (Fig. 703) are as illustrated here and in Boursin (1968a).

The female is unknown to me.

***Hermonassa stigmatica* Warren (Pl. 14: 13; Pl. 117: 9, 10)**

*Hermonassa stigmatica* Warren, 1912, *Novit. zool.* 19: 8.

Mt Phulchouki, 2275 m, 2♂2♀, 8, 11, 21, 25. v. 1992, HY-1679♂, SS-7501♀. [Kanchenjunga] Kambachen, 3950 m, 1♂, 14-15. vii. 1963, SS-114. [Mechi] Gopetar, 2000 m, 1♀, 19. iv. 1993. [Kosi] Chittrei, 2420 m, 1♂, 28-29. vi. 1963, SS-175. [Sagarmatha] Dagchu, 2880 m, 1♂, 21-24. v. 1993. Thaktok, 3100 m, 1♂, 22. v. 1993. [Janakpur] Jiri, 2350 m, 1♂, 27-30. v. 1993; 2♂, 31. v-1. vi. 1993. HY-1931. Goyang, 3260 m, 1♂2♀, 11. vii. 1993, SS-7502♀. India: WB, Darjeeling, 2100 m, 2♀, v. 1979 (T. Hasegawa), SS-5165; WB, Meghma, ca 35 km NW of Darjeeling, 3000 m, 1♂, 15. viii. 1985 (W. Thomas), SS-5139; WB, Sandakphu, ca 50 km NW of Darjeeling, 3600 m, 1♂, 14. viii. 1985 (W. Thomas), SS-5146.

Male genitalia (Fig. 707) are as illustrated here and in Boursin (1968a).

Female genitalia (Fig. 736). Eighth tergite narrow, laterally extending anteriorly, bearing a short apophysis. Antevaginal plate wanting. Signa four thin bands near bottom of corpus bursae, running nearly parallel to each other.

This species seems very common in N. E. Himalaya. In the last stage of preparing this manuscript, however, it is found that the population of the higher altitudes is separable from the typical series described above, particularly in the female genitalia, where the signa are represented by three, very small bands, irregularly oblique, one near the bottom being stronger than the other two vestigial ones. The moth has the forewing ground dark smoky grey with less rufous suffusion, the lines unclear, and the orbicular often circular rather than flat and drop-shaped. No marked difference was recognized in the male genitalia. This form may represent a separate species, but it comes too late to give here a formal description.

The following specimens belong to this, all coming from four sites above 3500 m in altitude.

[Janakpur] Beding, 3600 m, 4♂4♀, 17. vii. 1993, SS-7439♀, 7503♀. Na-Gaon, 4050 m, 8♂, 18-19. vii. 1993. HY-2099, 2129. [Langtang Himal] Langtang, 3500 m, 1♂1♀, 10. viii. 1993 (K. Shirakawa), SS-7489♂, 7490♀. Kyanjing Gompa, 3800 m, 1♂1♀, 11. viii. 1993 (K. Shirakawa), HY-2157♂, SS-7428♀.

***Hermonassa funebris* sp. n. (Pl. 117: 14, holotype; 12, 13)**

Wing expanse 30-32 mm. In facies similar to *stigmatica*. Forewing uniformly dark grey to tawny, sparsely irrorated with lilaceous white, stigmata very large, a little darker than ground colour, defined by fine lilaceous white annulus. Hindwing grey.

Male genitalia (Fig. 708). Similar to those of *stigmatica* (see above) in having reduced sacculus associated more proximally set harpe, which is long and nearly straight, extending far beyond costal margin. Aedeagus vesica massive, ventrally with basal scobination, a small cornutus near base dorsally and a large semiglobular diverticulum posterior to it.

Female genitalia (Fig. 735). Eighth sternum moderate, without antevaginal plate. Cervix bursae large, globular, corpus bursae with no signum.

Holotype ♂. India, WB, Meghma, ca 35 km NW of Darjeeling, 3000 m, 15. viii. 1985 (W. Thomas), SS-7445. Paratypes. Nepal. [Kanchenjunga] Between Yangma & Nup, 3510 m, 1♂, 25. vii. 1963, SS-115. Walunchung, 1♂, 26-27. vii. 1993, SS-173. [Janakpur] Goyang, 1♂, 11. vii. 1993, HY-1972. India, WB, Sandakphu, ca 50 km NW of Darjeeling, 3600 m, 2

♂3 ♀, 14. viii. 1985 (W. Thomas), SS-5156♂, 5177♀.

***Hermonassa chalybeata* Moore (Pl. 117: 15, 16)**

*Hermonassa chalybeata* Moore, 1881, in Hewitson & Moore, *Descr. new Indian lepid. Insects Colln late Mr Atkinson*: 119.

[Kanchenjunga] Between Yangma & Nup, 3510 m, 1♂, 25. vii. 1963, SS-119. [Lantang Himal] Kyanjing Gompa, 3800 m, 4♀, 11-12. viii. 1993 (K. Shirakawa), SS-7431. India: WB, Darjeeling, Tiger Hill, 2400 m, 2 ex, 29-31. viii. 1988 (W. Thomas), SS-7106♀; WB, Sandakphu, ca 50 km NW of Darjeeling, 3600 m, 6 ex, 14. viii. 1985 (W. Thomas), SS-5151♂, 5161♀.

Male genitalia (Fig. 706) are as illustrated here and in Boursin (1967), the latter from the lectotype.

Female genitalia (Fig. 737). As illustrated.

***Hermonassa longisaccus* sp. n. (Pl. 117: 41, holotype; 40)**

Wing expanse 29-30 mm. Forewing dark red brown, with some bluish hue in outer half. Stigmata deep black, both orbicular and reniform usually roundish. Hindwing fuscous grey.

Male genitalia (Fig. 723). Uncus rather short, slender. Valva narrow, tapered to a round apex. Sacculus narrow, but elongate, harpe set distally, beyond the basal half of valva length, less curved, nearly along valva axis. A small, subbasal, semicircular process on the dorsal edge of sacculus. Saccus markedly long. Aedeagus short, robust, with a longitudinal scobinate band on base of vesica, cornutus large, conical, on the ventral lobe.

Female genitalia (Fig. 724). As illustrated. Eighth sternum moderate, without antevaginal plate. Corpus bursae with an irregularly shaped patch of ribbings at the entrance of ductus bursae. Signum wanting.

Holotype ♂. Nepal, Kosi, Chittrei, 2420 m, 9 ex, 28-29. vi. 1963, SS-7475. Paratypes. The same locality and date, 8 ex, SS-112♂, 171♂, 176♀. India, WB, Darjeeling, Tiger Hill, 2400 m, 2 ex, 19-28. vi. 1987 (W. Thomas), SS-7099♂; 2 ex, 29-31. viii. 1988 (W. Thomas), SS-7111♀.

***Hermonassa consignata* Walker (Pl. 83: 19; Pl. 117: 19, 20)**

*Hermonassa consignata* Walker, 1865, *List Specimens lepid. Insects Colln Br. Mus.* 32: 632.

Mt Phulchouki, 2700 m, 4 ex, 2-3. vii. 1987 (T. Miyashita), SS-7076♂, 7077♀, 7476♂. [Kosi] Chittrei, 2420 m. 19 ex, 28-29. vi. 1963, SS-113♂, 172♂, 177♀; 2460 m, 2♂, 24. vi. 1992, HY-1908. [Janakpur] Jiri, 2350 m, 1♂, 20-22. x. 1992, HY-1909; 2♀, 8-9. vii. 1993. Riggi Su, 3000 m, 1♂, 15. vii. 1993. Bonch, 2000 m, 16 ex, 29. x. 1986 (S. Sakurai), SS-7080♂, 7087♂, 7085♀, 7093♀, 7477♀. India: WB, Darjeeling, 2100 m, 1♂1♀, 17-20. vii. 1987 (W. Thomas); WB, Darjeeling, Mangpu road, 1800 m, 1♂, 1. vii. 1987 (W. Thomas), SS-7113; WB, Darjeeling, Tiger Hill, 2400 m, 4♂3♀, 19-28. vi. 1987 (W. Thomas), SS-7083♂.

*Hermonassa consignata* Walker is the type species of *Hermonassa* Walker. It is a N. E. Himalayan insect distributed in relatively lower altitudes and one of the commonest species.

In this and the following four species the general structure of male genitalia is very similar and difficult to define, but the shape of vesica, the presence or not of cornutus, its size and position on vesica are better available to separate species. The female genitalia are also useful for identification.

Male genitalia (Fig. 709). Uncus short, thick. Valva relatively short and broad, tapered to round apex. Sacculus broad, harpe basally broad, its apex not reaching the end of valva.



Aedeagus thick, vesica monolobed, tapering to entrance of ductus ejaculatoris, and not expanded to form basal lobe. Scobination at base of vesica somewhat heart-shaped, not elongate; cornutus small, conical near the base of vesica.

Female genitalia (Fig. 738). Ductus bursae short, membranous. Cervix bursae semi-globular. Corpus bursae with two short, linear signa, each on ventral and dorsal surfaces, and an additional very weak one near anterior end.

***Hermonassa corax* sp. n.** (Pl. 117: 21, holotype; 22)

Wing expanse 29 mm. Forewing dark grey, slightly tinged with brown. Wing pattern somewhat similar to that of *cyanerythra*, with stigmata more clearly defined; double antemedial and postmedial lines distinct. Hindwing pale grey.

Male genitalia (Fig. 713). Basically identical with those of *consignata*. Aedeagus vesica not forming a developed basal lobe, cornutus much larger than in *consignata* situated near base of vesica as in *consignata*; scobination at base of vesica extensive, oblique and belt-like.

Female genitalia (Fig. 741). Ductus bursae markedly long, membranous. Cervix bursae conical, basally not restricted. Corpus bursae with three linear signa as in *consignata*, but the central one longer and the anterior one more prominent.

Holotype ♂. India, WB, Darjeeling, Tiger Hill, 2400 m, 19-28. vi. 1987 (W. Thomas), SS-7092. Paratype. The same locality and date, 1 ♀, SS-7098.

***Hermonassa punicea* sp. n.** (Pl. 83: 22, as *rufa*; Pl. 117: 23, holotype; 24)

[*Hermonassa rufa* Boursin: Yoshimoto, 1994, *Tinea* 14 (Suppl. 1): 99, pl. 83, fig. 22. Misidentification]

Wing expanse 28 mm. Forewing somewhat broader than in *consignata*, entirely suffused with deep red brown, with stigmata black, well defined with pale annulus, lines and terminal space paler than ground colour, the latter defined anteriorly with greyish shade. Hindwing greyish white.

Male genitalia (Fig. 710). Differ from the two preceding species in aedeagus vesica with basal lobe well developed and no cornutus present.

Female genitalia (Fig. 739). Ductus bursae broadened posteriorly, weakly sclerotized. Cervix bursae elliptoid, basally restricted to join corpus bursae. Signum wanting.

Holotype ♂. Nepal, Janakpur, Jiri, 2350 m 1♂, 24-27. vii. 1993, HY-2049. Paratypes. Nepal. [Janakpur] Riggi Su, 3000 m, 1♀, 15. vii. 1993, SS-7427. [Langtang Himal] Langtang, 3500 m, 1♀, 10. viii. 1993 (K. Shirakawa), SS-7435. India, WB, Meghna, ca 35 km NW of Darjeeling, 3000 m, 1♂, 15. viii. 1985 (W. Thomas), SS-5153.

***Hermonassa griseirufa* sp. n.** (Pl. 117: 25, 26)

Wing expanse 26 mm. Smaller than *punicea* sp. n. Forewing dull rufous grey, stigmata dark grey, smaller than in *punicea* and often indistinct, defined with pale, lines obscure. Hindwing almost as in *punicea*.

Male genitalia (Fig. 711). Confusingly alike to those of *punicea*. Uncus slightly longer, valva tending to be a little narrower and slender, with apex somewhat quadrate instead of roundly tapered. Vesica almost identical with that in *punicea*, without cornutus.

Female genitalia (Fig. 740). Cervix bursae basally broad, half-coiled posteriorly. Otherwise as in *punicea*.

Holotype ♂. India, WB, Sandakphu, ca 50 km NW of Darjeeling, 3600 m, 14. viii. 1985 (W. Thomas), SS-7478. Paratypes. The same locality and date, 8♂2♀, SS-5146♂, 5164♀,

7115♂, 7436♀.

***Hermonassa rufa*** Boursin (Pl. 117: 27, 28)

[*Hermonassa consignata* ab. *rufa* Warren, 1912, in Seitz, *Gross-Schmett. Erde* 11: 62, pl. 8, row c. Infrasubspecific]

*Hermonassa rufa* Boursin, 1968, *Ergebn. ForschUnternehm. Nepal Himalaya* 3: 134, pl. 1, fig. 12, pl. 4, figs 35, 37.

[Rolwaling Himal] Daldung, 1♀, 16. vii. 1993, SS-7434. India: WB, Darjeeling, 2100 m, 1♂, 17-20. vii. 1987 (W. Thomas), SS-7091; WB, Darjeeling, Tiger Hill, 2400 m, 1♂, 19-28. vi. 1987 (W. Thomas), SS-7086; 1♂, 29-31. viii. 1988 (W. Thomas), SS-7108; WB, Sandakphu, ca 50 km NW of Darjeeling, 3600 m, 1♂, 15. viii. 1985 (W. Thomas), SS-7114.

Wing expanse 26 mm. Very similar to *punicea* in having slightly rufous forewing with deep black stigmata, but slightly smaller.

Male genitalia (Fig. 712). Aedeagus vesica similar in shape with that of *punicea* sp. n. and *griseirufa* sp. n. (see above), but in this species a small conical cornutus is present far from base of vesica on middle of apical lobe.

This species is here assigned to *rufa*, since it agrees with Boursin's description in having a cornutus in the male vesica, which is wanting in two other related species described above. The identification needs further confirmation.

A very worn Nepalese female was tentatively placed here, where the genitalia are similar to those of *punicea* and *griseirufa*, especially in having no signum, but the shape and position of the cervix bursae are much like the figure of Boursin.

***Hermonassa cyanerythra*** Boursin (Pl. 117: 29, 30)

*Hermonassa cyanerythra* Boursin, 1968, *Ergebn. ForschUnternehm. Nepal Himalaya* 3: 142, pl. 1, figs 10, 11, pl. 3, fig. 33, pl. 4, fig. 34.

India, WB, Meghma, ca 35 km NW of Darjeeling, 3000 m, 2♂, 15. viii. 1985 (W. Thomas), SS-5147, 5149.

Male genitalia (Fig. 720) are as illustrated here and in Boursin (1968a), who also gives description and figure for the female.

***Hermonassa thomasi* sp. n.** (Pl. 117: 11)

Wing expanse 29-31 mm. Forewing pale ochreous brown, irrorated with blackish, stigmata relatively large, deep black, clearly defined with yellowish annulus. Subterminal area paler.

Male genitalia (Fig. 719). Very similar to those of the following species, *chryserythra*, differing in valva less tapered and rather truncate apically, with ventral margin of sacculus obtusely angled. In aedeagus vesica scobination is slightly rough and sclerotized arm more extensive.

Holotype ♂. India, WB, Meghma, ca 35 km NW of Darjeeling, 3000 m, 15. viii. 1985 (W. Thomas), SS-5150. Paratypes. The same locality and date, 2♂, SS-7444.

Female unknown.

***Hermonassa chryserythra*** Boursin (Pl. 83: 21; Pl. 117: 31)

*Hermonassa chryserythra* Boursin, 1968, *Ergebn. ForschUnternehm. Nepal Himalaya* 3: 144, pl. 1, figs 13, 14, pl. 5, fig. 36.

[Janakpur] Jiri, 2350 m, 1♂, 24. vii. 1993, HY-2048. India, WB, Darjeeling, Tiger Hill, 2400 m, 1♂, 29-31. viii. 1985 (W. Thomas), SS-7103.

Male genitalia (Fig. 716) are as illustrated here and in Boursin (1968a).

Female unknown.

***Hermonassa spilota*** (Moore) (Pl. 83: 20; Pl. 117: 32)

*Ochropleura spilota* Moore, 1867, *Proc. zool. Soc. Lond.* **1867**: 55.

[Kosi] Chauki, 1♂, 8. iv. 1993, HY-1930. [Janakpur] Bonch, 2000 m, 1♂, 29. x. 1986 (S. Sakurai). Chapauli, 1300 m, 1♀, 6. x. 1986 (S. Sakurai), SS-7088. India, WB, Sandakphu, ca 50 km NW of Darjeeling, 3600 m, 1♂, 14. viii. 1985 (W. Thomas), SS-5173.

Male genitalia (Fig. 714) are as illustrated here and in Boursin (1968a).

Female genitalia (Fig. 733). Eighth segment narrow. Sclerotized portion of ductus bursae asymmetrical, posteriorly obliquely defined. Cervix bursae round, corpus bursae elliptoid, with two signa, one circular and the other joint-circular, at anterior quarter of the sac.

***Hermonassa oxyspila*** Boursin (Pl. 117: 33)

*Hermonassa oxyspila* Boursin, 1968, *Ergebn. ForschUnternehm. Nepal Himalaya* **3**: 144, pl. 1, fig. 15, pl. 4, fig. 39.

[Janakpur] Bonch, 2000 m, 1♂, 29. x. 1986 (S. Sakurai), SS-7112.

Male genitalia (Fig. 717) are as illustrated here and in Boursin (1968a).

Female. Unknown to me.

***Hermonassa psilodora*** Boursin (Pl. 117: 34)

*Hermonassa psilodora* Boursin, 1968, *Ergebn. ForschUnternehm. Nepal Himalaya* **3**: 146, pl. 1, figs 16, 17, pl. 5, fig. 40.

[Kanchenjunga] Walunchung, 1♂, 26-27. vii. 1963, SS-116. [Janakpur] Riggi Su, 3000 m, 1♂, 15. vii. 1993, HY-1971. [Langtang Himal] Kyanjing Gompa, 3800 m, 1♂, HY-2119.

Male genitalia (Fig. 718) are as illustrated here and in Boursin (1968a).

Female. Unknown to me.

***Hermonassa deaurata* sp. n.** (Pl. 117: 37, 38)

Wing expanse 26-28 mm. Forewing grey slightly tinged with rufous. Stigmata dark grey, orbicular and reniform ringed with thin obscure line, claviform narrow. Hindwing fuscous grey.

Male genitalia (Fig. 721). Uncus relatively short, tapered apically. Valva short and broad, apically ending in a short additional lobe. Sacculus broad, harpe long, slightly curved, reaching near apex of valva. Saccus short. Aedeagus moderate, scobination at base of vesica extensive, cornutus wanting.

Female genitalia (Fig. 742). Ductus bursae membranous. Cervix bursae globular, corpus bursae long cylindrical, expanded anteriorly. Signum wanting.

Holotype ♂. Nepal, Janakpur, Dhungeni, 1♂, 10. vii. 1993, HY-2123. Paratypes. Nepal. [Kanchenjunga] Gunsa, 3400 m, 1♂, 11-13. vii. 1963, SS-178. Between Yangma & Nup, 3510 m, 2♂, 25. vii. 1963, SS-117. [Langtang Himal] Langtang, 3500 m, 3♂, 10. viii. 1993 (K. Shirakawa). Kyanjing Gompa, 3800 m, 3♂ 1♀, 11. viii. 1993 (K. Shirakawa), HY-2117 ♂, SS-7438 ♀. India, WB, Sandakphu, ca 50 km NW of Darjeeling, 3600 m, 3♂ 1♀, 14. viii. 1985 (W. Thomas), SS-5154♂, 5176♀.

This and the following new species are sister allies having very similar distinctive male genitalia.

***Hermonassa aureofusa* sp. n.** (Pl. 117: 39, holotype)

Wing expanse 29–30 mm. Forewing pale greyish gold yellow tinged with rufous. Stigmata deep black, moderate in size, orbicular usually narrow, pointed anteriorly, reniform lunulate. Hindwing pale greyish white.

Male genitalia (Fig. 722). Almost identical with those of the preceding species, except aedeagus, where there is a large conical cornutus and scobinated area at base of vesica is more reduced.

Female unknown.

Holotype ♂. Nepal, Kanchenjunga, Nango-la, 4020 m, 22. vii. 1963. Paratypes. Nepal. The same locality and date, 25♂, SS-111, SS-182. [Kanchenjunga] Kambachen, 3950 m, 5♂, 14–15. vii. 1963.

This species seems to be a resident of very high altitudes, only found at two collecting sites of about 4000 m during the 1963 LSJ expedition to East Nepal.

***Hermonassa sigmuncus* sp. n.** (Pl. 117: 42)

Wing expanse 27–29 mm. Forewing pale brownish grey. Stigmata markedly large with thin pale annulus; orbicular pointed anteriorly, posterior margin of reniform strongly knobbed. Hindwing pale grey.

Male genitalia (Fig. 702). Uncus thin, S-curved, with apex pointed. Valva rather long and narrow. Sacculus narrow with a semicircular process at dorsal edge, like the preceding species. Harpe stout, oblique and curved ventrally. Aedeagus moderately long, vesica with basal longitudinal scobination and at the opposite side a longer sclerotized basal band, cornutus conical, large, on extremity of ventral lobe.

Female unknown.

Holotype ♂. Nepal, Lantang Himal, Kyanjing Gompa, 3800 m, 11. viii. 1993 (K. Shirakawa), HY-2153. Paratypes. Nepal. [Janakpur] Daldung, 1♂, 16. vii. 1993, SS-7433. [Langtang Himal] Langtang, 3500 m, 1♂, 10. viii. 1993 (K. Shirakawa), SS-7430.

The sigmoid uncus characterizes this new species, the state never seen in other described species.

***Hermonassa chagyabensis* Chen** (Pl. 117: 43, 44)

*Hermonassa chagyabensis* Chen, 1983, *Acta ent. sin.* 26: 334, fig. 2.

[Kanchenjunga] Gunsa, 1♂, 11–13. vii. 1963. Kambachen, 3950 m, 12♂, 14–15. vii. 1963; 3♂, 19. vii. 1963, SS-110. Lonhak, 4550 m, 3♂, 16. vii. 1963. Between Yangma & Nup, 3510 m, 2♂, 25. vii. 1963, SS-170. [Inner Himal] Sangda, 4400 m, 2♂, 25. vi.-3. vii. 1994, HY-1994, 2116. Churi Lattar, 4080 m, 2♂, 11–13. vii. 1994, HY-1994, 2101. [Lantang Himal] Kyanjing Gompa, 3800 m, 5♀, 10–11. viii. 1993 (K. Shirakawa), SS-7426. Langtang, 3500 m, 1♂1♀, 10, 12. viii. 1993 (K. Shirakawa). C. Nepal, Nirasang, 4200–4500 m, 1♂, 8–9. viii. 1969 (T. Miyashita), SS-180. India, WB, Meghna, ca 35 km NW of Darjeeling, 3000 m, 5♂3♀, 14. viii. 1985 (W. Thomas), SS-5143♂, 5162♀.

Wing expanse 25–28 mm. Ciliation of male antenna markedly longer than in other typical species of the genus. Forewing rather short and broad. Ground colour chocolate brown to purplish brown, terminal area paler, well defined anteriorly. Deep black stigmata as in most other species, but less defined with pale ring. Hindwing fuscous grey, with small dark discoidal point which is never seen in other species.

Male genitalia (Fig. 723). Both side of valva nearly parallel and sinuous, slightly bending ventrally and apically bifid, the ventral lobe being slightly longer and acute. Juxta heart-

shaped with medial semicircular plate vertical to its surface. Aedeagus thin and slender, vesica entirely tubular, twisted at near base, heavily armed with fine spiculations around it.

Female genitalia (Fig. 724). Ovipositor lobe (fully extruding in dried specimens) weakly sclerotized and tapered to tip, with small transparent circles at base of basal setae. Posterior apophysis about three times as long as anterior apophysis. Eighth segment entire. Ostium bursae armed anteriorly by a some quadrate plate with anterior and posterior margins knotted like letter V. Ductus bursae short, laterally sclerotized. Corpus bursae long tubular, abruptly expanding to form a boot-shaped sac anteriorly, with two weak crescent signa laterally. Cervix bursae a cylindrical tube.

The genitalia of both sexes demonstrate that this species is far remote from the rest of *Hermonassa*, suggesting that it eventually requires a separate genus. The Nepalese and Indian specimens studied are better assigned to *H. chagyabensis* Chen founded on a male from Xizhang. Some similarity in the valva shape to *H. lama* Boursin, 1967, is mentioned by Chen (1983), but the distinctive feature in the aedeagus vesica is not shared with it. This last named species is considered by Boursin (1967) to form a peripheral subgroup with *bonza* (Püngeler) and *stoetzneri* (Corti). In these species, however, the forewing cell are suffused with black avoiding stigmata which are pale (cf. Corti & Draudt, 1933), as seen in most other noctuine genera and quite unlike *Hermonassa*.

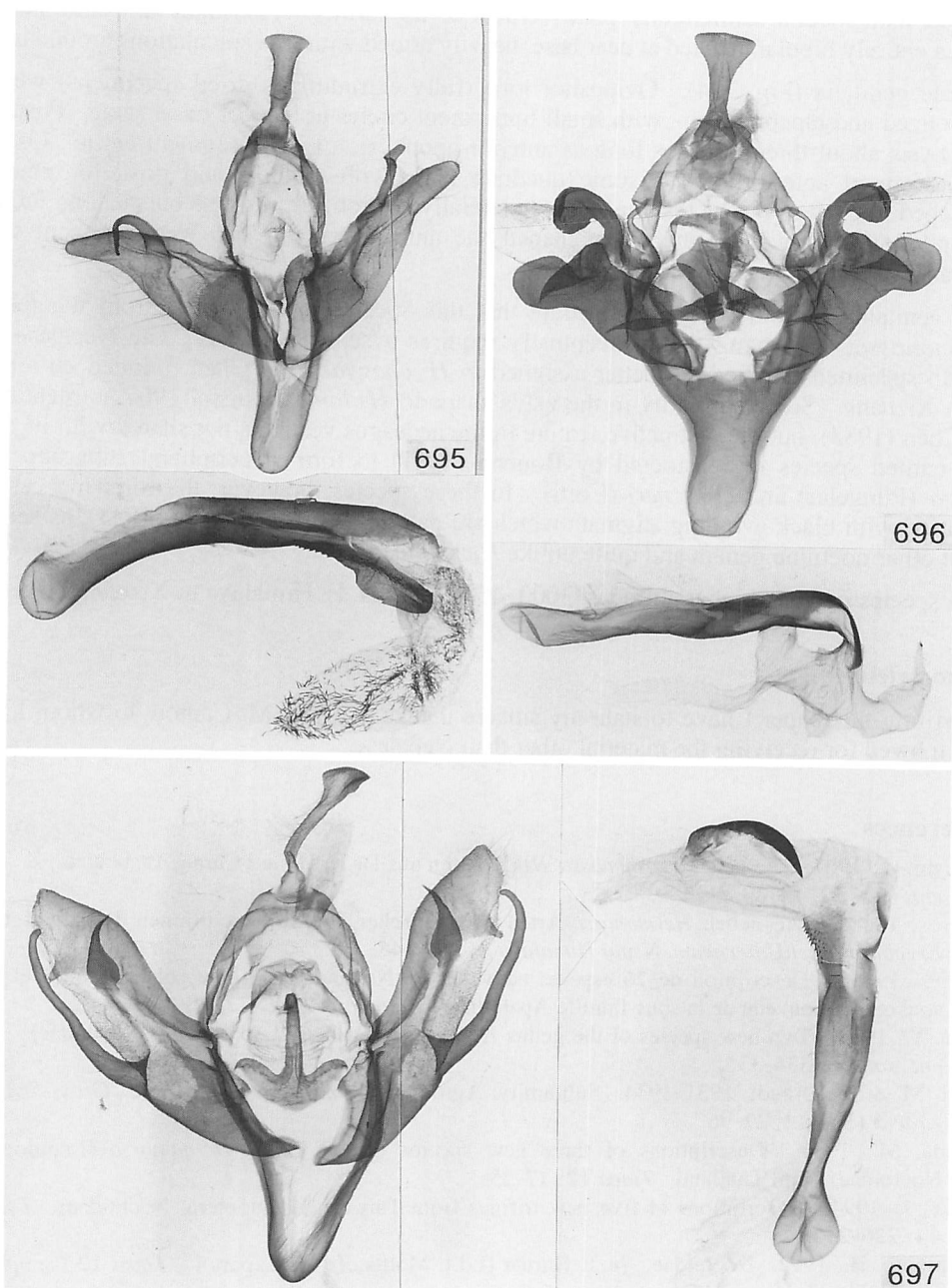
This species inhabits higher altitudes, 3000-4500 m, in N. E. Himalaya to Xizhang [Tibet].

### Acknowledgement

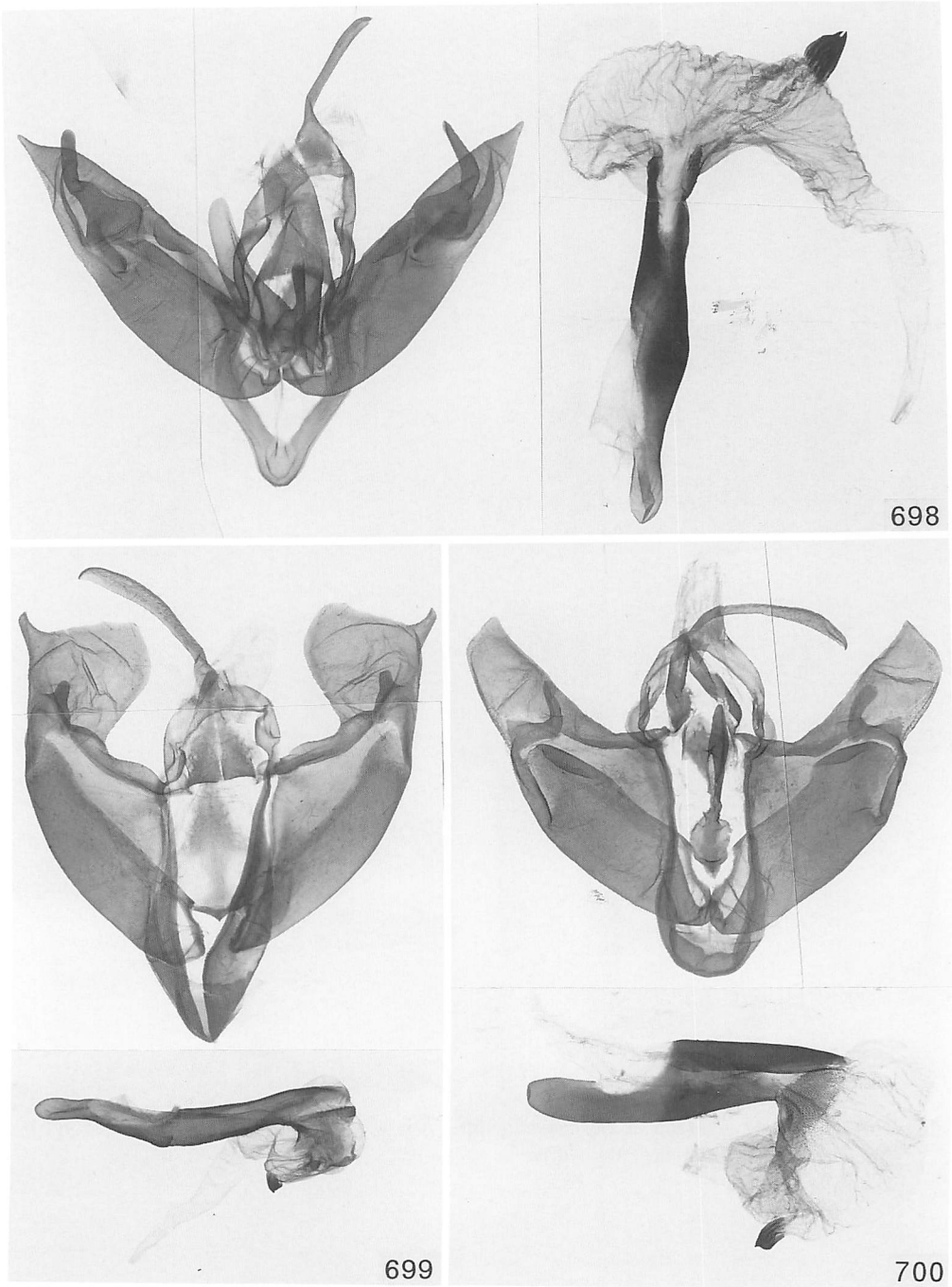
In writing this paper I have to state my sincere thanks to Dr J.-M. Cadiou, to whom I very much owed for receiving the material other than Nepalese.

### References

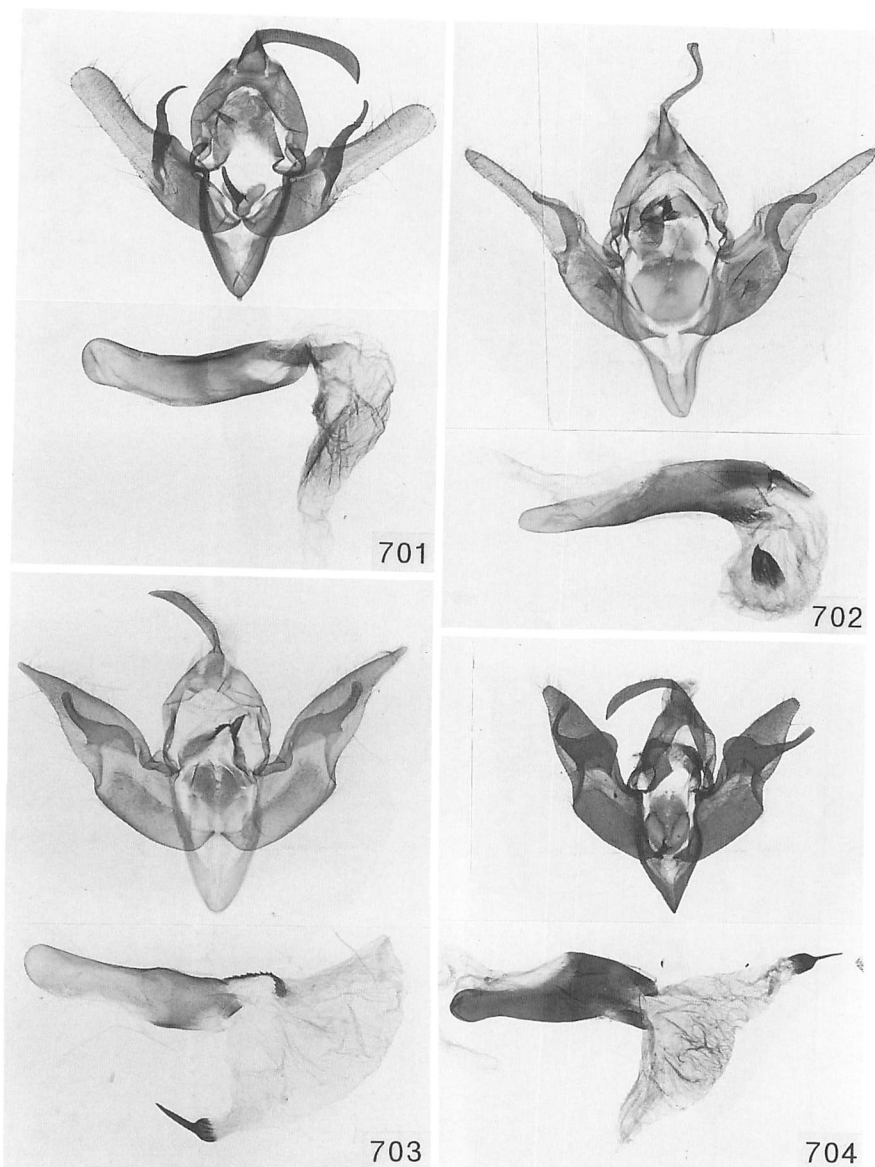
- Boursin, C., 1967. Die neuen *Hermonassa* Wlk. –Arten aus Dr H. Höne's China-Ausbeuten. *Z. wien. ent. Ges.* 52: 24-39, pls 1-9.
- , 1968a. Die neuen *Hermonassa*-Arten der deutschen Nepal-Expeditionen 1962 und 1964. *Ergebn. ForschUnternehm. Nepal Himalaya* 3: 134-148.
- , 1968b. Description de 26 espèces nouvelles de Noctuidae-Trifinae palaeartiques et d'un sous-genre nouveau de la sous-famille Apatelinae. *Entomops* 2: 43-72, 85-108.
- Chen, Y., 1983. Two new species of the genus *Hermonassa* Walker (Lepidoptera, Noctuidae). *Acta ent. sin.* 26: 334-335.
- Corti, M. & M. Draudt, 1931-1934. Subfamily: Agrotinae (Euxoinae). In A. Seitz, *Gross-Schmett. Erde* 3 (Suppl.): 22-96.
- Owada, M., 1986. Descriptions of three new species of the genus *Hermonassa* (Lepidoptera, Noctuidae) from Thailand. *Tinea* 12: 17-25.
- Plante, J., 1994. Descriptions of five new trifines from Taiwan (Lepidoptera, Noctuidae). *Tyô Ga* 44: 226-232.
- Yoshimoto, H., 1992. Noctuidae. In T. Haruta [Ed.], *Moths of Nepal*, part 1. *Tinea* 13 (Suppl. 2): 50-69, pls 13-16.
- , 1994. Noctuidae. In T. Haruta [Ed.], *Moths of Nepal*, part 3. *Tinea* 14 (Suppl. 1): 95-139, pls 83-87.
- Varga, Z., L. Ronkay & J. L. Yela, 1990. Revision of the genus *Eugnorisma* Boursin, 1946, Part II. Taxonomic news, biogeographic and phylogenetic considerations with descriptions of two new genera (Lepidoptera, Noctuidae). *Acta zool. hung.* 36: 331-360.



Figs 695-697. Male genitalia of *Hermonassa* spp. 695. *cuprina* Moore. 696. *anthracina* Boursin. 697. *oleographa* Hampson.

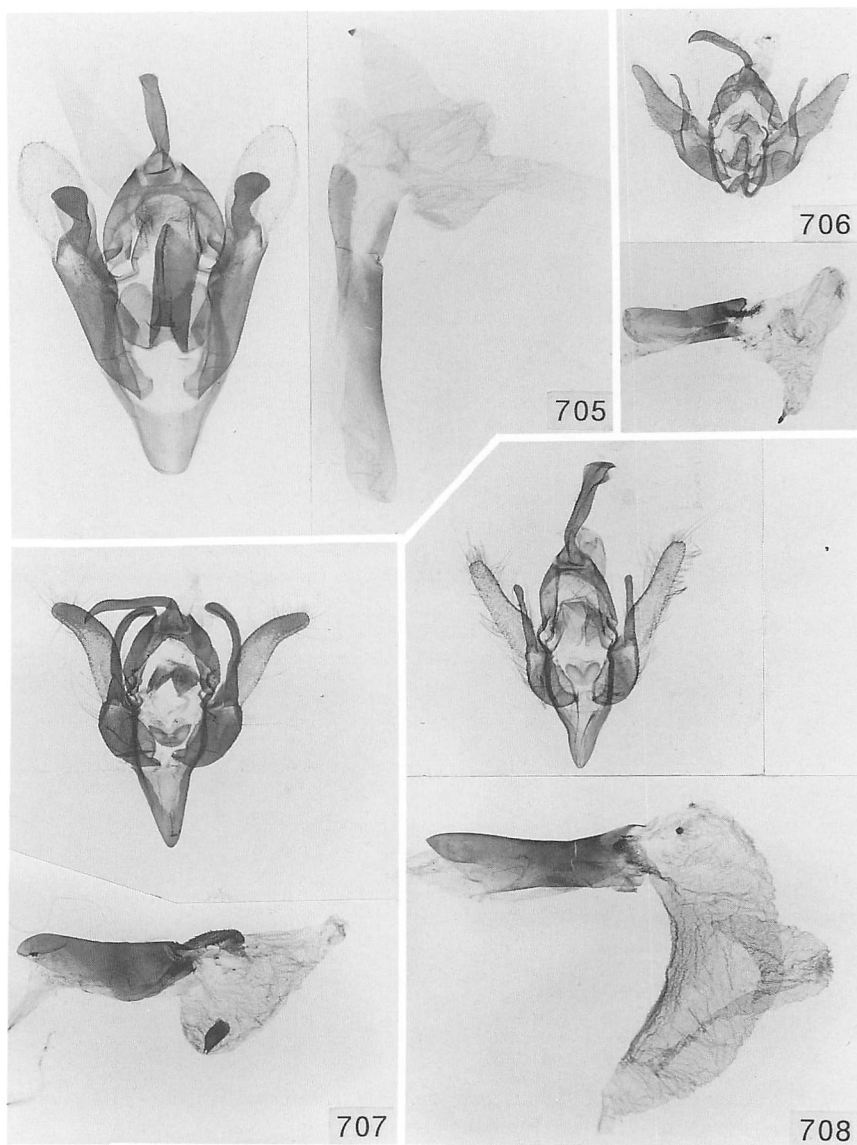


Figs 698-700. Male genitalia of *Hermonassa* spp. 698. *incisa* Moore. 699. *callista* Boursin. 700. *tamsi* Boursin.

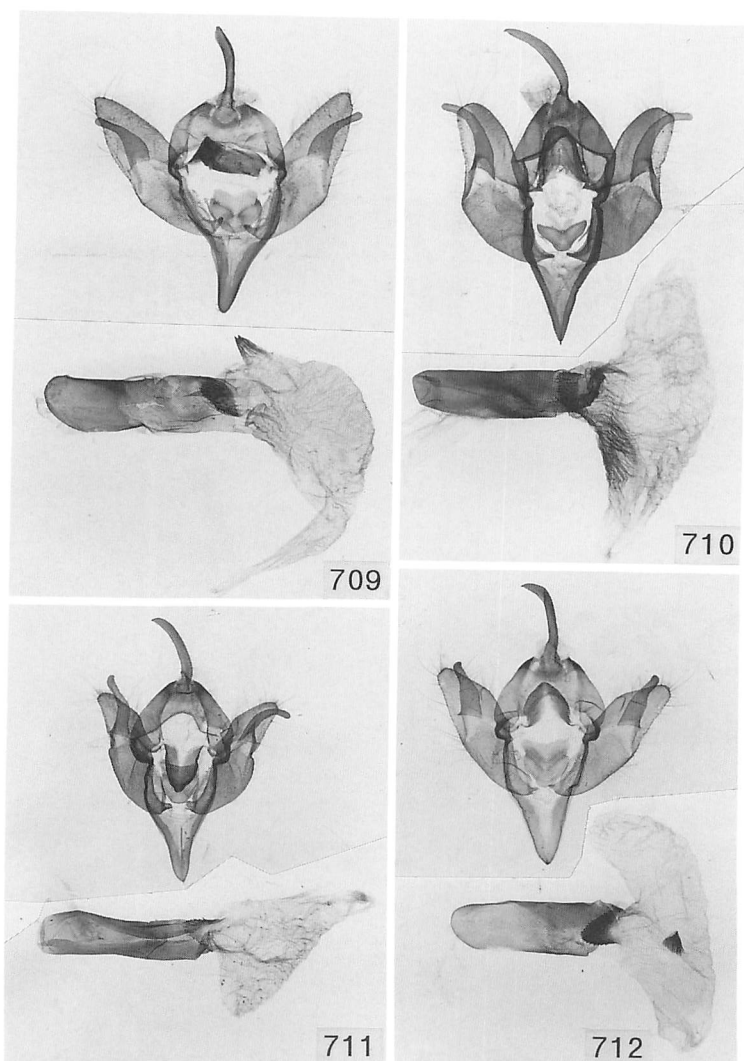


Figs 701-704. Male genitalia of *Hermonassa* spp. 701. *sherpae* sp. n. 702. *sigmuncus* sp. n.  
703. *chersostidia* Boursin. 704. *shizukoae* sp. n.

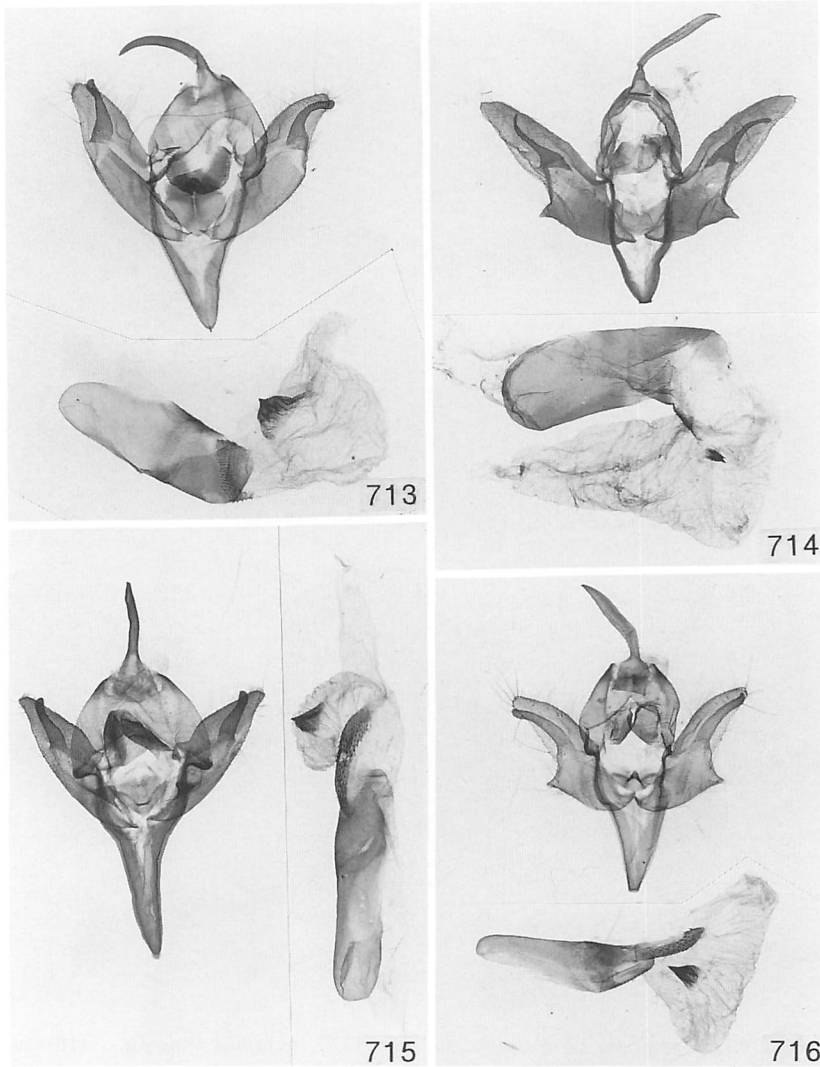




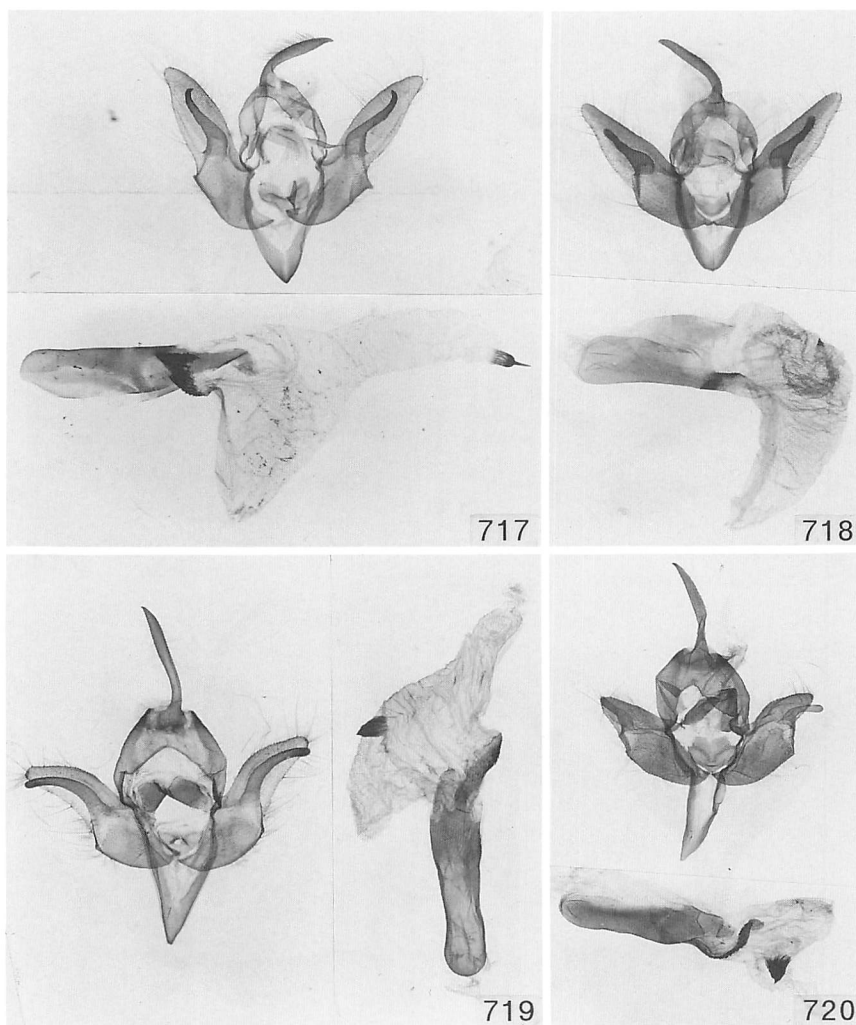
Figs 705-708. Male genitalia of *Hermonassa* spp. 705. *phenax* Boursin. 706. *chalybeata* Moore. 707. *stigmatica* Warren. 708. *funebri* sp. n.



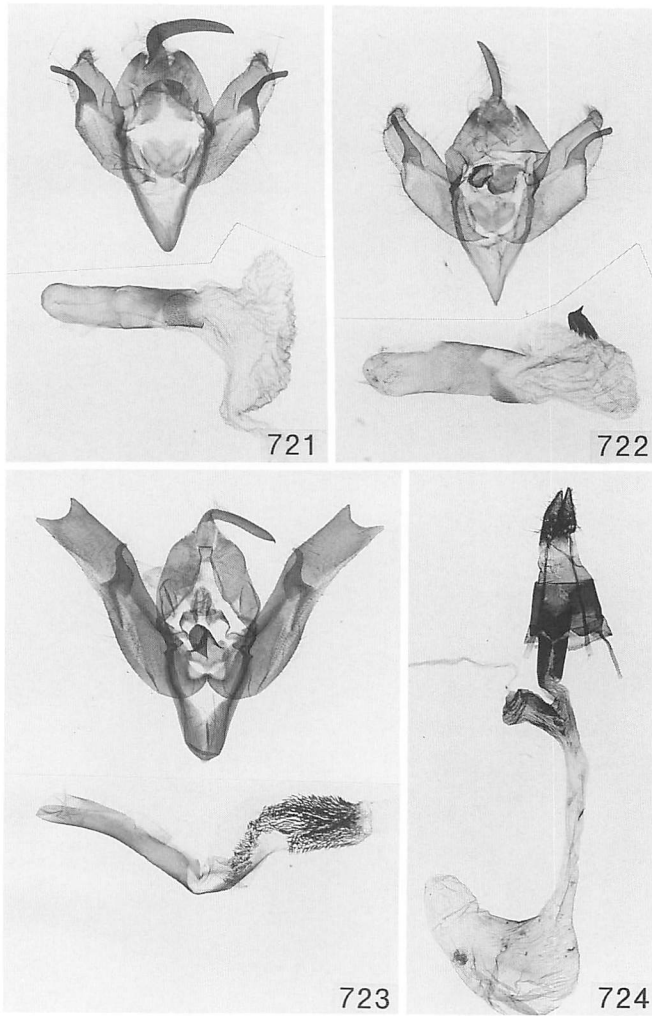
Figs 709-712. Male genitalia of *Hermonassa* spp. 709. *consignata* Walker. 710. *punicea* sp. n. 711. *griseirufa* sp. n. 712. *rufa* Boursin.




Figs 713-716. Male genitalia of *Hermonassa* spp. 713. *corax* sp. n. 714. *spilota* (Moore). 715. *longisaccus* sp. n. 716. *chryserythra* Boursin.



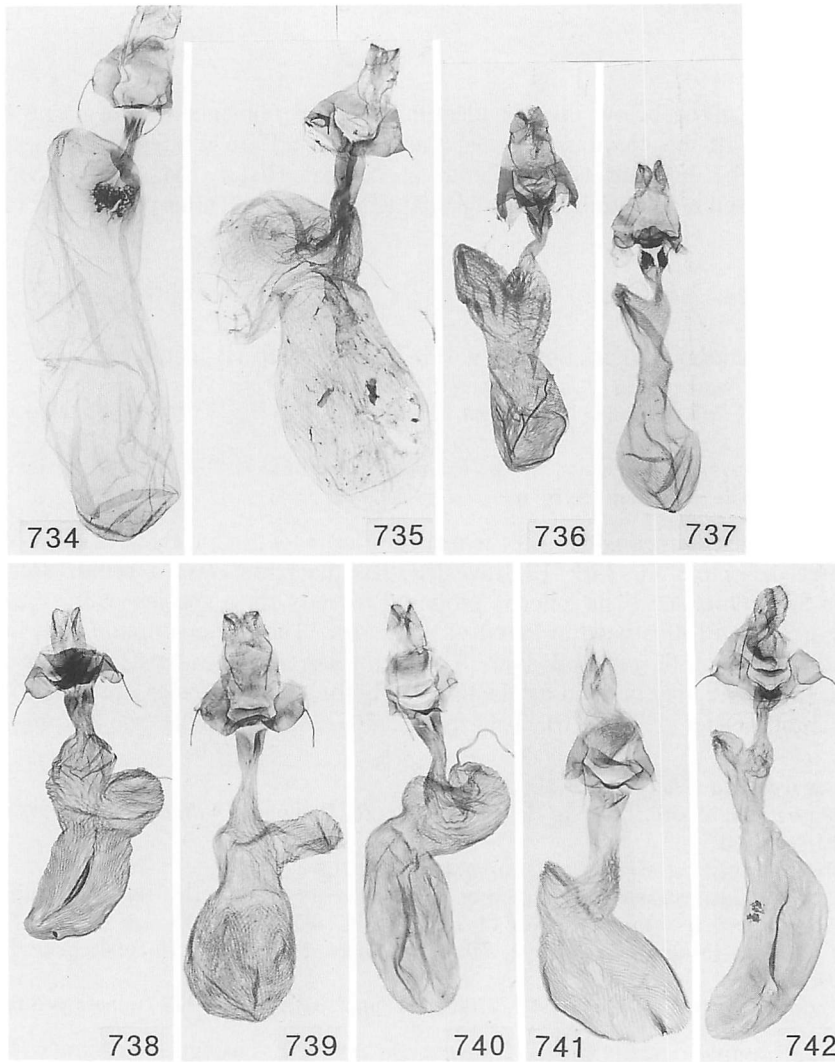
Figs 717-720. Male genitalia of *Hermonassa* spp. 717. *oxypila* Boursin. 718. *psilodora* Boursin. 719. *thomasi* sp. n. 720. *cyanerythra* Boursin.



Figs 721-723. Male genitalia of *Hermonassa* spp. 721. *deareata* sp. n. 722. *aureofusa* sp. n.  
723. *chagyabensis* Chen.  
Figs 724. Female genitalia of *Hermonassa chagyabensis* Chen.



Figs 725-733. Female genitalia of *Hermonassa* spp. 725. *cuprina* Moore. 726. *phenax* Boursin. 727. *sherpae* sp. n. 728. *callista* Boursin. 729. *tamsi* Boursin (anterior portion of bursa damaged). 730. *shizukoae* sp. n. 731. *incisa* Moore. 732. *anthracina* Boursin. 733. *spilota* Moore.



Figs 734-742. Female genitalia of *Hermonassa* spp. 734. *longisaccus* sp. n. 735. *funebri* sp. n. 736. *stigmatica* Warren. 737. *chalybeata* Moore. 738. *consignata* Walker. 739. *punicea* sp. n. 740. *griseirufa* sp. n. 741. *corax* sp. n. 742. *decaureata* sp. n.

**NOTODONTIDAE**

Shigero Sugi

Taxonomic notes given below involve identification and nomenclature of some Nepalese moths dealt with in the previous parts of this series, and are written from the result of examination of the relevant type material at Natural History Museum (BMNH) and Zoologisches Museum zu Humboldt Universität (ZMHU), made after publication of the last part.

**Taxonomic notes**

***Gangarides vittipalpis*** (Walker), **nom. rev.** (Pl. 29: 5; Pl. 128: 12, lectotype)

*Lonomia vittipalpis* Walker, 1869, *Charact. undescr. Lepid. Heterocera*: 90.

[*Gangarides roseus* (Walker): Sugi, 1992, *Tinea* 13 (Suppl. 2): 104, fig. 71 (male genitalia). Misidentification]

*Gangarides irregularis* Schintlmeister, 1994, *Heterocera sumatrana* 7: 209, 218, pl. 1, figs 7, 8; GU pl. 1, fig. 1 (male genitalia). **Syn. n.**

Examination of the extant single type of *vittipalpis* Moore (♀, India, Benares [now Varanasi], BMNH, not dissected; Pl. 128: 12) revealed that the name was a senior synonym of *irregularis* Schintlmeister. The latter is proposed recently for a species of the *Gangarides roseus* group, which I illustrated in Part 1 of this series. The name *vittipalpis* has been long placed as the synonym of *roseus* Walker. Although I was unable to locate the type of *roseus* in BMNH, this name may be used for the time being for another species occurring in India, as done by Schintlmeister (1994: 216). That species also ranges in Nepal (see below).

***Pheosiopsis irrorata*** (Moore) (Pl. 30: 3)

*Heterocampa irrorata* Moore, 1879, in Hewitson & Moore, *Descr. new Indian lepid. Insects Colln late Mr Atkinson*: 60.

*Suzukia sichuanensis* Cai, 1981, *Acta zootaxon. sin.* 6: 96, figs. **Syn. n.**

*Pheosiopsis (Suzukiana) musette* Schintlmeister, 1989, *Neue ent. Nachr.* 25: 94, 111; Schintlmeister, 1992, *Nachr. ent. Ver. Apollo* (Suppl.) 11: 137, figs 467, 468 (♂♂), 469 (male genitalia). **Syn. n.**

[*Pheosiopsis sikkima* (Moore): Sugi, 1992, *Tinea* 13 (Suppl. 2): 102, fig. 76 (male genitalia). Misidentification].

*Pheosiopsis sichuanensis* (Cai): Sugi, 1993, *Tinea* 13 (Suppl. 3): 151, fig. 317 (female genitalia).

Although the original description of *Heterocampa irrorata* is assigned to female, the extant single syntype of *irrorata* Moore in ZMHU (examined) is a male. Its genitalia, mounted by JDH [J. D. Holloway], prove it to be exactly conspecific with Nepalese specimens discussed in Parts 1 and 2, first as *sikkima* (misidentification) and then as *sichuanensis*. Now it is clear that the valid name for this insect is *Pheosiopsis irrorata* (Moore).

The marked similarity in the male genitalia of this species to *sichuanensis* Cai from Sichuan Province of China was discussed in Part 2 (Sugi, 1993). Furthermore, the recently described *P. musette* Schintlmeister from Fujian Province, China, has the male genitalia (Schintlmeister, 1992: fig. 469) exactly identical with those of the two taxa stated above. The distinctive feature of the eighth sternite of *irrorata* is also shared with *musette*. The three taxa should be considered to be conspecific, separating at best the Chinese population(s) as one or two subspecies of *irrorata*, since much bolder and clearly defined maculation on the whiter forewing ground seems prominent, particularly in *musette*.

***Pheosiopsis sikkima*** (Moore) (Pl. 64: 4♂; Pl. 95: 8♀)

*Heterocampa sikkima* Moore, 1866, *Proc. zool. Soc. Lond.* 1865: 812.

*Notodonta flavicincta* Gaede, 1930, in Seitz, *Gross-Schmett. Erde* 10: 641, pl. 80, line d.



*Pheosiopsis flavicincta* (Gaede): Sugi, 1993, *Tinea* 13 (Suppl. 3): 151, fig. 320 (male genitalia); Sugi, 1994, *Tinea* 14 (Suppl. 1): 164.

As briefly stated by Schintlmeister (1992: 136), the syntype male of *sikkima* Moore (BMNH, notodontid slide 1071, examined) and the type male of *flavicincta* Gaede (ZMHU, examined) are conspecific, the latter sinking to the former as a junior synonym. The specimen figured by Kiriakoff (1968, pl. 11, fig. 89) is the male type of *sikkima* in BMNH.

***Ramesa docilis* (Walker) (Pl. 30: 5)**

*Rusina docilis* Walker, 1857, *List Specimens lepid. Insects Colln Br. Mus.* 11: 735.

*Poncetia doisuthepica* Bänziger, 1988, *Nat. Hist. Bull. Siam Soc.* 36: 37, figs 11, 25, 26, 39. **Syn. n.**

*Ramesa doisuthepica* Bänziger: Sugi, 1992, *Tinea* 13 (Suppl. 2): 105, fig. 77 (male genitalia).

On the basis of Bänziger's excellent description, this species was identified with *doisuthepica* in the previous part, but now it should be a junior synonym of *Ramesa docilis* (Walker). The male type (BMNH, notodontid slide 93) was examined. There are some male specimens from Bhimtal and Sikkim before me, all identical with the Nepalese specimen examined. This species thus ranges N. W. Himalaya to northern Thailand, already recorded from Nepal by Daniel (1972).

***Ogulina eupatagia* (Hampson) (Pl. 30: 6)**

*Pydna eupatagia* Hampson, [1893], *Fauna Br. India (Moths)* 1: 141.

*Ogulina pulchra* Cai, 1982, *Insecta Xizhang* 2: 24, 33, pl. 1, fig. 2; textfig. 2 (male genitalia). **Syn. n.**

*Ogulina pulchra* Cai: Sugi, 1992, *Tinea* 13 (Suppl. 2): 106, fig. 88 (male genitalia).

The examination of the male type of *eupatagia* (BMNH, notodontid slide 1746) revealed that it was a senior synonym of *pulchra* Cai. The species that I previously assigned to *eupatagia* is therefore described as new below.

***Ogulina ochrocinerea* sp. n. (Pl. 30: 7, holotype)**

[*Ogulina eupatagia* Hampson: Sugi, 1992, *Tinea* 13 (Suppl. 2): 106, fig. 87 (male genitalia). Misidentification]

In the wing pattern, this new species is similar to the preceding species and *argentilinea* Cai (Pl. 30: 8). The forewing is pale ochreous white, with irregular shading more or less longitudinal, orange brown to fuscous grey. The fuscous medial band is most diagnostic in this species, which is almost entire, oblique from basal 3/5 of costa, strongly incurved at vein M<sub>1</sub>, then running to before middle of hindmargin. In two paratypes, the forewing is suffused with orange yellow and more reminiscent to *argentilinea*. They were collected in July and August, possibly subject to the seasonal variation.

Male genitalia and eighth sterite (Fig. 87, holotype) are most similar to those of *argentilinea* (Fig. 85), but distinguishable as already stated in the term of the latter.

Holotype ♂. Godavari, 2. v. 1991, genitalia slide 6589. Paratypes. Godavari, 5♂, collecting date as listed in Part 1 as *eupatagia*.

Female unknown.

***Allata costalis* (Moore) (Pl. 96: 13♂, 14♀)**

*Pheosia costalis* Moore, 1879, in Hewitson & Moore, *Descr. new Indian lepid. Insects Colln latè Mr Atkinson*: 69.

*Allata costalis* (Moore): Sugi, 1994, *Tinea* 14 (Suppl. 1): 167, fig. 528 (male genitalia).

As stated in the previous part, *costalis* was actually described from females; they were "in coll. Dr. Staudinger and F. Moore". Now a syntype is deposited in ZMHU and another in BMNH. Though the ZMHU type (Darjeeling, Atkinson coll., but bearing no type label) is a

rather worn specimen with abdomen missing, it can be determined to be *Pseudallata laticostalis* (Hampson) from partly reserved forewing pattern. The BMNH syntype is in a better condition, with the genitalia mounted (BM notodontid slide 89), which have a highly asymmetrical palm-like appendages in the deep ventral pouch, greatly larger in the left side (Figs 750, 751). The feature shows that the specimen belong to *Allata* in the strict sense, never to *Celeia*, where the appendages are symmetrical, much reduced in size and less palm-like.

I hereby select the BMNH female as LECTOTYPE of *Pheosia costalis* Moore by two reasons: first to make the name *costalis* possible to use for the Himalayan material of *Allata* having no other name available, and secondly, not to disturb the nomenclature for the species currently known as *Pseudallata laticostalis* (Hampson), the name being younger than *costalis*.

*Allata costalis* seems to be purely Himalayan. In southern Thailand and Sundaland there fly two other allies, *argentifera* and *benderi*, the latter ranging more widely to the Philippines and Sulawesi.

### Additions to Parts 1 & 2 (Godavari fauna)

#### *Somera virens* Dierl (Pl. 118: 6)

*Somera virens* Dierl, 1976, *Ent. Z., Frankf. a. M.* **86**: 84, fig. 2.

*Somera similis* Nakamura, 1976, *Tyô Ga* **27**: 38.

Godavari: 1♂, 9. ix. 1991, genitalia slide 7422.

In Nepal, this species seems less common than another species, *viridifusca* Walker (Pl. 32: 10). The differences of the male genitalia were described by Holloway (1982: 208). Here will be illustrated those of three species of *Somera* for comparison, adding *brillians* Gaede from Sumatra (Figs 743–745).

#### *Cleapa latifascia* Walker (Pl. 118: 12)

*Cleapa latifascia* Walker, 1855, *List Specimens lepid. Insects Colln Br. Mus.* **5**: 1037.

Godavari, 1♂, 19. vi. 1990.

### Additions to Part 3 (Eastern fauna)

#### *Neocerura thomasi* (Schintlmeister) (Pl. 118: 5)

*Cerura (Neocerura) thomasi* Schintlmeister, 1993, *Nachr. ent. Ver. Apollo* (N. F.) **13**: 401, figs 1, 3.

[Kosi] Pheksinda: 1♂, 14. v. 1994.

This species was just recently described by Schintlmeister (1993). The holotype locality is Khasia Hills, Assam, further paratype localities including Sikkim and N. Thailand.

#### *Quadricalcarifera viridipicta* (Wileman) (Pl. 118: 7♂, 10♀)

*Stauropus viridipicta* Wileman, 1910, *Entomologist* **43**: 312.

*Stauropus chlorotricha* Hampson, 1912, *J. Bombay nat. Hist. Soc.* **21**: 1271.

*Formotensha marginalis* Matsumura, 1925, *Zool. Mag. Tokyo* **37**: 397, pl. 6, fig. 9.

*Quadricalcarifera kusukusuana* Matsumura, 1929, *Insecta matsum.* **4**: 38, pl. 1, fig. 15.

*Quadricalcarifera medioviridis* Kiriakoff, 1963, *Bonn. zool. Beitr.* **14**: 263, fig. 21, photo-fig. 20.

*Quadricalcarifera viridigutta* Kiriakoff, 1963, *Bonn. zool. Beitr.* **14**: 26

*Quadricalcarifera doloka* Kiriakoff, 1967, *Tijdschr. Ent.* **110**: 49, fig. 17.

*Quadricalcarifera eusebia* Kiriakoff, 1974, *Veröff. zool. StSamml. Münch.* **17**: 388, pl. 3, fig. 1 (♂)

[exclude fig. 2 (♀)]

[Kosi] Pheksinda: 4♂3♀, 7-9. v. 1994.

One of the most widely ranging species of *Quadricalcarifera*, rather common in N. E. Himalaya to Taiwan, Malaysia and Sumatra. Many synonyms have been introduced (Holloway & Bender, 1985; Schintlmeister, 1992, 1994). In the male genitalia (cf. Schintlmeister, 1992, fig. 243), this inconspicuous species is readily distinguishable from other similar species in having a round projection on the ventral edge of tegumen, which is shared only with *Q. cyanea* (Leech) from Japan, China and Taiwan.

***Antiphalera bilineata*** (Hampson) (Pl. 28: 1-4)

[Kosi] Pheksinda: 1♀, 13. v. 1994.

***Disparia obliquisigna*** (Moore) (Pl. 28: 5)

[Kosi] Pheksinda: 1♂, 6. v. 1994.

***Neodrymonia basalis*** (Moore) (Pl. 118: 9)

*Heterocampa basalis* Moore, 1879, in Hewitson & Moore, *Descr. new Indian lepid. Insects Colln late Mr Atkinson*: 61.

[Kosi] Pheksinda: 1♀, 8. v. 1994.

***Acmeshachia gigantea*** (Elwes) (Pl. 28: 13)

[Kosi] Pheksinda: 1♀, 6. v. 1994.

***Baradesa omissa*** Rothschild (Pl. 118: 3, 4)

*Baradesa omissa* Rothschild, 1917, *Novit. zool.* 24: 258, pl. 6, fig. 8.

[Mechi] Godok: 1♀, 11. x. 1994, genitalia slide 7462.

This species is markedly smaller than other two species of the genus (see Part 1) and, as repeated by senior authors, the black dorsal band of abdomen is restricted to the last two segments, instead of three. One Nepalese female was collected at Godok, 400m, the lowest collecting site. Daniel's record of *omissa* from Mt Phulchouki seems not reliable, because that locality is inhabited by *lithosioides* Moore and *ultima* Sugi. In the female genitalia (Fig. 749), *omissa* is clearly separable from the other two species (Figs 747, 748) in the robust posterior apophysis, rather short mebraneous ductus bursae and elliptoid corpus bursae with a longitudinal, finely scobinate signum tapering posteriorly.

The holotype locality of *omissa* is Khasi Hills. The species ranges in Myanmar (Bryk, 1950), Thailand (examined), Laos (Bender, 1985) and Peninsular Malaya (examined); Bender (1985) stated on a specimen from northern Sumatra.

***Gangarides roseus*** (Walker) (Pl. 118: 1, 2)

*Apona roseus* Walker, 1865, *List Specimens lepid. Insects Colln Br. Mus.* 32: 554.

[Mechi] Godok: 1♂, 13. x. 1994.

See the taxonomic notes above and also Schintlmeister (1994: 216-218).

***Pheosiopsis basistriga*** (Moore) (Pl. 118: 8)

*Heterocampa basistriga* Moore, 1888, *Proc. zool. Soc. Lond.* 1888: 400.

[Janakpur] Jiri: 1♀, 15. iv. 1994.

***Ogulina eupatagia*** (Hampson) (= *pulchra* Cai) (Pl. 30: 6)

[Janakpur] Deolari: 1♂, 28. v. 1994.

See the taxonomic notes above.

***Ogulina argentilinea*** (Cai) (Pl. 30: 8)

[Janakpur] Jiri: 1♂, 3. vi. 1992; 1♂, 8-9. vii. 1993; 2♂, 24-28. vii. 1993. Deorali: 2♂, 5-7. vi. 1994.

***Rosiola aroides*** (Swinhoe) (Pl. 118: 11)

*Pydna aroides* Swinhoe, 1896, *Ann. Mag. nat. Hist.* (6) 17: 457.

Dunche, Langtang N. P: 1♂, 7.viii.1993 (K. Shirakawa), genitalia slide 7315.

*Rosiola* Kiriakoff is a small group in the *Periergos/Hunyada* complex, comprising three N. E. Himalayan species of smaller size (Kiriakoff, 1962, 1968). A single male secured from Nepal is here tentatively identified with *R. aroides* (Swinhoe) from that it has coloured hindwing and the rather robust aedeagus bearing a terminal spine (Fig. 746), though the spine is longer and stouter than stated by Kiriakoff (1962: 161) for the type.

***Fentonia excurvata*** (Hampson) (Pl. 32: 4-7)

[Kosi] Pheksinda: 1♀.

***Maguila viridinota*** (Hampson) (Pl. 118: 13)

*Fentonia viridinota* Hampson, 1896, *Fauna Br. India* (Moths) 4: 459

[Kosi] Pheksinda: 2♂, 6-13. v. 1994.

Two generic names *Chloroceramis* Kiriakoff and *Maguila* Kiriakoff, established simultaneously for two closely allied species, *viridinota* Hampson and *maguila* Schaus respectively, are completely synonymous, the latter name having been adopted as valid (Holloway, 1987: 116).

***Benbowia virescens*** (Moore) (Pl. 32: 16, 17)

[Kosi] Pheksinda.

### Acknowledgement

I have to state my gratitude to Dr Malcolm Scoble and Mr M. R. Honey, Natural History Museum, London, and Dr B. Krutsch, Zoologisches Museum zu Humboldt Universität, Berlin, for their kindness in giving me various facilities to study the collection under their curation. My appreciation is also due to Dr A. Schintlmeister, Dresden, for his useful comments and suggestions to Himalayan Notodontidae.

### References


For further references see the end of previous parts.

Holloway, J. D., 1987. Lepidoptera patterns involving Sulawesi: what do they indicate of past geology?. In T. G. Whitmore [Ed.], *Biogeographical Evolution of the Malay Archipelago*: 103-118

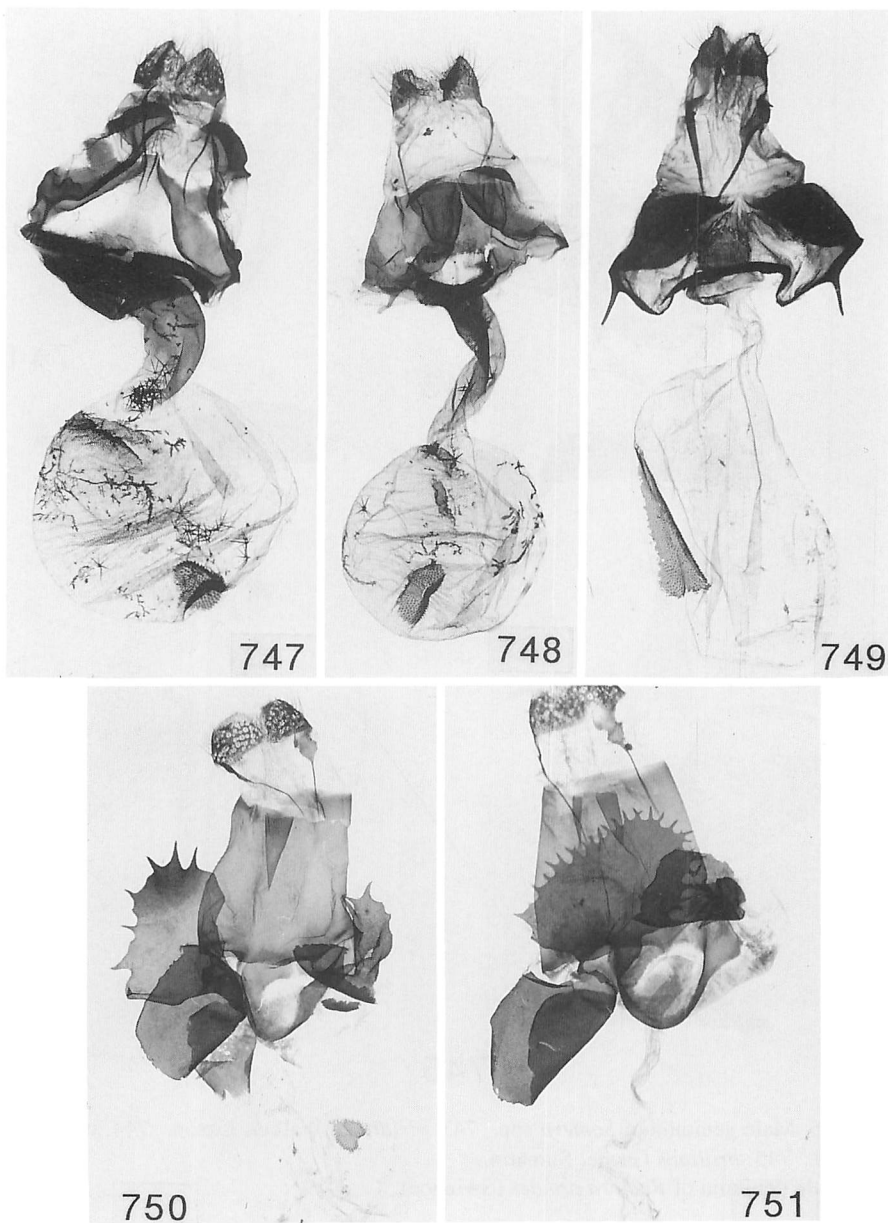
Schintlmeister, A., 1993. *Cerura* (*Neocerura*) *thomasi* spec. nov., eine neue Art aus dem Osthimalaya (Lepidoptera, Notodontidae). *Nachr. ent. Ver. Apollo* (N. F.) 13: 401-404.

———, 1994. Check-list of the Notodontidae of Sundaland (excluding Java) with description of new species (Lepidoptera, Notodontidae). *Heterocera sumatrana* 7: 207-251.

Sugi, S., 1994. Notodontidae. In T. Haruta [Ed.], *Moths of Nepal*, part 3. *Tinea* 14 (Suppl. 1): 163-171.



Figs 743-745. Male genitalia of *Somera* spp. 743. *viridifusa* Walker, Luzon. 744. *virens* Dierl, Thailand. 745. *brillians* Gaede, Sumatra.  
Fig. 746. Male genitalia of *Rosiara aroides* (Swinhoe).



Figs 747-749. Female genitalia of *Baradesa* spp. 747. *lithosioides* Moore. 748. *ultima* Sugi.  
749. *omissa* Rothschild, Thailand.  
Figs 750-751. Female genitalia of *Allata costalis* (Moore), showing individual variation.

**RATARDIDAE and METARBELIDAE**

Shigero Sugi

***Ratarda excellens*** (Strand) (Pl. 118: 14)*Shisa excellens* Strand, 1917, *Arch. Naturgesch.* **82** (A) (1): 146 [male, in Lymantriidae].*Ratarda tertia* Strand, 1917, *Arch. Naturgesch.* **82** (A) (3): 139 [female, in Ratardidae].*Arbela formosana* Matsumura, 1921, *Thousand Insects Japan* (Adittam.) **4**: 961, pl. 71, fig. 24 [female, in Arbelidae].

[Kosi] Pheksinda: 3♂, 6–13. v. 1994, genitalia slide 7370.

The male and female of this species are redescribed in detail by Owada (1993), uniting two Strand's taxa based on different sexes, both from Taiwan. In facies and male genitalia (Fig. 752) the Nepalese male is almost identical with the holotype (Owada, fig. 14), except the bifurcate apex of uncus somewhat slenderer. Some other discrepancies seen in the two microphotographs are only apparent, caused from the stress of preparation on each slide. The ring is moderate and not significantly narrow, the gnathos-like structure on the diaphragma has lateral flaps, extending deep medially, connected with proximal end of a longitudinal sclerite protecting ventral part of the anal tube, the subscaphium. The juxta is heart-shaped. The apical structure of the aedeagus is exactly as in the holotype.

As stated for the female (Holloway, 1986), the similarity of the male genitalia of *Ratarda excellens* with those of certain *Squamura* Heylaert, now Metarbelidae, are remarkable (cf. Fig. 753, and see also figures for some Sundaland species of *Squamura*). They share a basally broad, apically bifurcate elongate uncus, and the peculiar gnathos-like appendages connected below with subscaphium, though in *Squamura* the lateral flaps are "drumstick-like" (Roepke, 1957: 46), giving rise a long flexed arm. The valva is rather short with much reduced sacculus bearing a terminal hook-like small process.

Moths of the Ratardidae are rare in collections. They are considered by authors to be day-fliers and never attracted to light. Of *R. excellens*, a very limited number of specimens are known from Taiwan, particularly the male, which is still represented by the holotype of *Shisa excellens*, the only available specimen. Three Nepalese males, found together among numerous wrapped specimens of nocturnal moths collected at Pheksinda, are all in very good condition, demonstrating that they would be captured at light and killed soon without damaging body and wing scales. The female was not included.

***Squamura*** sp. (Pl. 118: 15♂, 116♀)

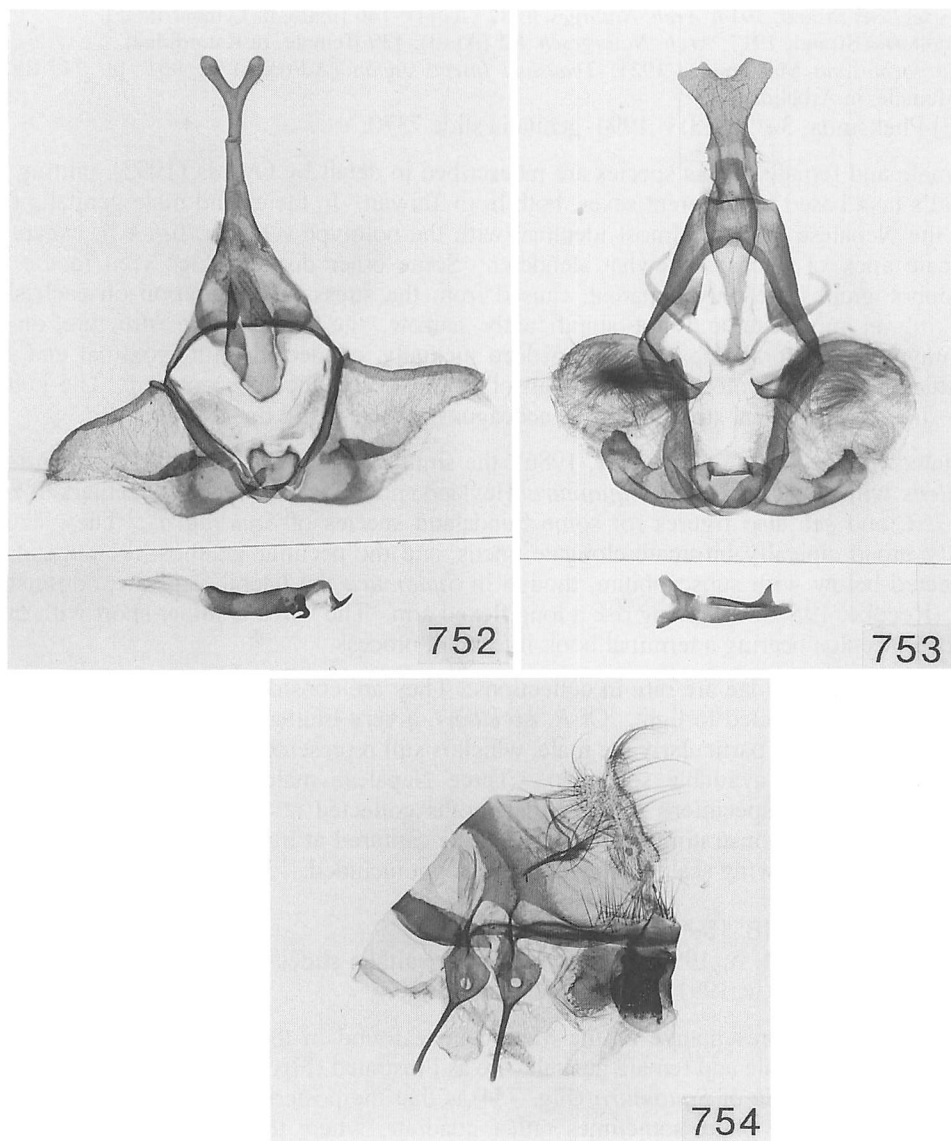
Godavari: 2♂, 19–21. iv. 1990; 1♀, 30. iv. 1990, genitalia slides 7371, 7494. [Sagarmatha] Okhaldunga: 1♂, 19. v. 1991 (Ito), genitalia slide 7380.

This is the only representative of the Metarbelidae found in the collection, though being unidentified. The male and female genitalia are as illustrated (Fig. 753). A distinctive feature in the female genitalia of *Squamura* (Fig. 754) is that the posterior apophysis arises from a largely dilated basal plate, sometimes rather quadrate, where there is a small transparent 'window'.

**References**

- Holloway, J. D., 1986. The moths of Borneo: Key to families; Families Cossidae, Metarbelidae, Ratardidae, Dudgeonidae, Epipyropidae and Limacodidae. *Malay Nat. J.* **40**: 1-165, 259 figs, 9 pls.
- Kobes, L. W. R. & L. Ronkay, 1990. The Ratardidae of Sumatra. *Heterocera sumatrana* **6**: 79-100.
- Owada, M., 1993. The systematic position of *Shisa excellens* (Lepidoptera, Ratardidae). *Jap. J. Ent.* **61**: 251-260.

Roepke, W., 1957. The coccids of the Malay region (Lepidoptera: Heterocera). *Verh. K. ned. Acad. Wett.* (2) 52 (1): 1-60, 4 pls.



Figs 1-2. Male genitalia. 1. *Ratarda excellens* (Strand). 2. *Squamura* sp.  
Fig. 3. Female genitalia of *Squamula* sp.



## The genera *Abraxas* and *Ourapteryx* from Nepal (Geometridae, Ennominae)

Hiroshi Inoue

311-2 Bushi, Iruma City, Saitama, 358

In this paper are recorded and illustrated both moths and genitalia of *Abraxas* and *Ourapteryx* from Nepal based on collection of T. Haruta, Tokyo, and his native collectors, that of H. Nakajima, Yokohama, and that of M. Owada belonging to the National Science Museum, Tokyo. Abbreviations: BMNH (Natural History Museum, London), HI (H. Inoue), NSMT (National Science Museum, Tokyo), ZFMK (Zoologisches Forschungsinstitut und Museum A. Koenig).

### Genus *Abraxas* Leach

The genus is divided into two subgenera, *Abraxas* s. str. and *Calospilos*, as I repeatedly mentioned, cf. Inoue, 1970, 1972, 1984.

#### Subgenus *Abraxas* s. str.

Forewing without tornal blotch. Male genitalia: socii a strong sclerotized plate, uncus short, apex tapered, gnathos ring complete.

#### *Abraxas (Abraxas) alpestris* Warren (Pl. 119: 1, 2)

*Abraxas alpestris* Warren, 1894, *Proc. zool. Soc. Lond.* 1894: 394, pl. 30, fig. 15.

Ghunsa, 3400 m; Yangma Khola, 3310 m; Walungchung Gola, 3310 & 3350 m (HI, 1970, 1987).

I have examined only females, excepting the type-series (4♂) from Sikkim at BMNH.

#### *Abraxas (Abraxas) picaria* Moore (Pl. 119: 3-6)

*Abraxas picaria* Moore, [1868], *Proc. zool. Soc. Lond.* 1867: 652.

*Abraxas semilugens* Warren, 1893, *Proc. zool. Soc. Lond.* 1893: 393.

Ghunsa, 3400 m; Kambachen, 3950 m; Nango La, 4020 m; Yangma Khola, 3310 m; Karbani, 2400 m; Mt Nilgiri, 4000 m; Walungchung Gola, 3310 m; Yangma River-side, 3200 m (HI, 1970, 1982, 1987). Goyang, 3265 m; Beding, 3600 m; Kyanjing, 3900 & 3910 m. W. Nepal: Neurgar, 2800 m; Jumla, 2440 m.

Very common from 2400 to 4000 m. Coloration of wings extremely variable as illustrated. Male and female genitalia are as in Figs 755 & 780.

#### *Abraxas (Abraxas) superpicaria* Inoue (Pl. 119: 7-9)

*Abraxas superpicaria* Inoue, *Spec. Bull. lepid. Soc. Jap.* 4: 204, pl. 1, fig. 13; pl. 3, fig. 36; pl. 5, fig. 51; pl. 6, fig. 57.

Tartanla, 2450 m; Ghunsa, 3400 m; Mt Nilgiri, 4200 m; Walungchung Gola, 3310 m (HI, 1970, 1982, 1987). Jiri, 2350 m; Kyanjing, 3900 m; Sagarmatha, 2780 m. Besides Nepal, I have examined many specimens from Darjeeling, Sikkim and Bhutan.

Very common as the preceding species; often wings are strongly infuscated. Male and female genitalia are as in Figs 756 & 781.

#### *Abraxas (Abraxas) irrorata* Moore (Pl. 119: 10-13)

*Abraxas irrorata* Moore, [1868], *Proc. zool. Soc. Lond.* 1867: 652.

Walungchung Gola, 3350 m (HI, 1987). Phakding, 2500 m; Kyanjing, 3900 & 3910 m.

Not common. Sometimes the ground colour of forewing much paler than those illustrated. This species is characterized by dark grey fasciae or lines of underside. Male and female genitalia are as in Figs 757 & 782.

***Abraxas (Abraxas) nepalensis*** Inoue (Pl. 119: 14)

*Abraxas nepalensis* Inoue, 1970, *Spec. Bull. lepid. Soc. Jap.* 4: 205, pl. 1, fig. 17; pl. 3, fig. 37; pl. 5, fig. 56.

Tartanla, 2450 m (HI, 1970).

Founded on a single male this beautiful species was described. Since then I have so far examined only three females from Darjeeling and Sikkim secured in August and September. On underside the vinaceous fasciae are greyer, but well-reproduced.

***Abraxas (Abraxas) faceta*** Inoue (Pl. 119: 15-18)

*Abraxas faceta* Inoue, 1987, *Bull. Fac. domest. Sci. Otsuma Wom. Univ.* 29: 245, figs 69A, B, 70D. Nirasang, 4200 m; Mt Nilgiri, 4000 m (HI, 1987). Thame Og, 3800 m; Na-Gaon, 4050 m; Kyanjing, 3900 & 3910 m.

Distinguished from *irrorata* by the shape of valva (Fig. 758): harpe ending in an acute triangle while in *irrorata* it emits a sharp tooth dorsad.

Very common at Kyanjing in August, but females are still unknown. Colour of wings varies from pale ochre to fuscous, postmedian fasciae are not traceable in strongly infuscated specimens on above and below.

***Abraxas (Abraxas) harutai*** Inoue (Pl. 119: 19, 20)

*Abraxas harutai* Inoue, 1970, *Spec. Bull. lepid. Soc. Jap.* 4: 205, pl. 1, fig. 12; pl. 3, fig. 40; pl. 5, figs 54, 55; pl. 6, fig. 60.

Yangma Khola, 3300 m; Walungchung, 3050 m; Walungchung Gola, 3310 m (HI, 1970, 1987). Riggi Su, 3000 m; Goyang, 3265 m. Besides, I have specimens from Darjeeling and Bhutan.

Similar to *picaria*, but on an average larger, wings paler and the ochreous postmedian band of forewing complete and clearer. In male genitalia (Fig. 759) uncus shorter and harpe much more robust than in *picaria*, in female genitalia (Fig. 783) a pair of band-like sclerites curved at near genital opening and colliculum much shorter. Probably the closest relative of *A. metabasis* Prout, 1927, *J. Bombay nat. Hist. Soc.* 31: 949, from N. Myanmar.

***Abraxas (Abraxas) gunsana*** Inoue (Pl. 119: 21, 22)

*Abraxas gunsana* Inoue, 1970, *Spec. Bull. lepid. Soc. Jap.* 4: 205, pl. 1, fig. 11; pl. 4, fig. 47; pl. 5, fig. 53; pl. 6, fig. 59.

Walungchung, 3050 m; Ghunsa, 3400 m (HI, 1970). Goyang, 3265 m. In my collection there is one male from Darjeeling.

From the preceding species it is separated by a little more elongate forewing, postmedian row of spots on hindwing placed more distad. The shape of harpe (Fig. 760) is peculiar recalling that of *A. conialeuca* Wehrli, 1931, *Mitt. dt. ent. Ges.* 2: 101; *Ent. Z. Frankf. a. M.* 38: 155, text-figs 11, 23, from Tibet. In female genitalia (Fig. 784) lamella postvaginalis narrow, colliculum stick-like, bilobed at tip, almost as long as ductus bursae.

***Abraxas (Abraxas) pseudogunsana* sp. n.** (Pl. 119: 23, holotype)

In appearance very similar to *gunsana*, but discal black spot on both wings heavier, median fascia on hindwing from discocellulars to hind margin clearer.

Male genitalia (Fig. 761): dorsal margin of costal arm strongly swollen at middle, harpe quite differently shaped, much more elongate than in *gunsana*, apex rounded, dorsal two teeth much smaller.

Holotype, ♂. Mechi, Walungchung, 3050 m, 26. vii. 1963 (T. Haruta *et al.*), BMNH

***Abraxas (Abraxas) quadrimorpha* Inoue (Pl. 119: 24)**

*Abraxas quadrimorpha* Inoue, 1987, *Bull. Fac. domest. Sci. Otsu Wom. Univ.* **29**: 249, text-figs 69C, 60C.

Kalbani, 2400 m; Yangma, 4200 m (HI, 1987).

Only two males are known. Characterized by quadrilateral uncus, narrow and dorsally strongly produced harpe, two teeth at ventral side (Fig. 762).

***Abraxas (Abraxas) molybdea* sp. n. (Pl. 120: 1, holotype; 2)**

Related to *harutai*, but ground colour not pure white, being faintly hued with yellow, blackish grey speckles of both wings much sparser, consequently forewing with discal black spot clearer, subbasal ochreous fascia much fainter, postmedian fascia of the same colour confined to ventral half much vaguer. Hindwing with postmedian row of spots usually linear.

Male genitalia (Fig. 763): almost identical with those of *harutai*, but less robust. Female genitalia (Fig. 785): lamella postvaginalis without band-like sclerotization at side, colliculum much broader than in *harutai*, caudal margin bilobed.

Holotype, ♂. Langtang Himal, Bagmati, Kyanjing, 3900 m, 11. viii. 1993 (H. Nakajima), BMNH. Paratypes, forty-six specimens: type-locality; Langtang, 3500 m; Mt Nilgiri, 4200 m.

***Abraxas (Abraxas) metamorpha* Warren (Pl. 120: 6)**

*Abraxas metamorpha* Warren, 1893, *Proc. zool. Soc. Lond.* **1893**: 392.

Sagarmatha, Solukhumbu, Manidingma, 2240 m, 8. x. 1979, 1♂ (M. Owada).

Founded on specimens from Sikkim; male genitalia of one of the syntypes (BMNH Geom. 6968) are almost identical with the Nepalese specimen (Fig. 764).

***Abraxas (Abraxas) trigonomorpha* Inoue (Pl. 120: 4, 5)**

*Abraxas trigonomorpha* Inoue, 1987, *Bull. Fac. domest. Sci. Otsu Wom. Univ.* **29**: 247, text-figs 69E, 70A, B.

Rele Khola, 2400 m; Ghasa, 2000 m; Jiri, 2350 m.

Male and female genitalia are as in Figs 765 & 786.

***Abraxas (Abraxas) nigrivena* Warren (Pl. 120: 3)**

*Abraxas nigrivena* Warren, 1893, *Proc. zool. Soc. Lond.* **1893**: 394.

Tapche, 2400 m; Karbani, 2400 m (HI, 1982); Nacheng (HI, 1987).

Male and female genitalia are as in Figs 766 & 787.

**Subgenus *Calospilos* Hübner**

Forewing with tornal blotch. Male genitalia: socii membranous, uncus very long, stick-like, with swollen apex, gnathos ring incomplete or absent.

Among the subgenus *Calospilos* the following three species belong to Group 1 (HI, 1970: 206; 1984: 105).

***Abraxas (Calospilos) pusilla* Butler (Pl. 120: 7, 8)**

*Abraxas pusilla* Butler, 1880, *Ann. Mag. nat. Hist.* (5) 6: 225.

*Abraxas kanoi* Inoue, 1970, *Spec. Bull. lepid. Soc. Jap.* 4: 206, pl. 1, fig. 3; pl. 4, fig. 1. **Syn. n.** Kathmandu, 1350 m; Dumuhan, 800 m (HI, 1970); Rele Khola, 2400 m (HI, 1987). Godavari, 1600 m; Phulchouki, 2075 m; Jiri, 2350 m; Mahavir, 2500 m; Deorali, 2850 m; Daman Pass, 2400 m; Kharikhola, 1980 m; Syabru, 2200 m.

*A. pusilla*, the smallest among the subgenus *Calospilos*, was described on specimens from Darjeeling and Nepal. I examined the type-series and genitalia slides of both sexes (Geom. 6287, 6288) at BMNH and confirmed identity of *pusilla* and *kanoi*. However, there are many larger specimens from Nepal, Sikkim and Darjeeling in my collection which almost match *pusilla* in the genital structure. Therefore, *pusilla*-complex should critically be studied in future. Male and female genitalia are as in Figs 767 & 788.

***Abraxas (Calospilos) antipusilla* sp. n. (Pl. 120: 9, 10, holotype)**

Closely related to *pusilla*, but larger. Wingspan: spring and autumn brood 37–46 mm, summer brood 34–38 mm, against 30–34 mm for *pusilla*. Forewing with maculation clearer, especially costal spot at postmedian area brownish grey, subterminal reddish brown blotch elongate, very clear. Hindwing with discal spot usually very small, sometimes almost vanished.

Male genitalia (Fig. 768): very similar to *pusilla*, but aedeagus much longer. Female genitalia (Fig. 789): colliculum of a large plate, widened at genital opening, corners sharply pointed, gradually narrowing to ductus bursae which is a little shorter, minutely granulate, signum small, rounded.

Holotype, ♂. Mahakali, Dandeldhula, 1900 m, 2–5. iv. 1994 (T. Haruta). Paratypes, twenty-nine specimens: type-locality; Phulchouki, 2075 m; Godavari, 1600 m; Lama Hotel, 2390 m; Jiri, 1860 m; Daman Pass, 2400 m; Chandrung, 1920 m; Dhampus Danda, 2100 m; Chomrong, 2000 m; Darjeeling, NE. India.

There are more than 100 specimens from Nepal in my collection which I cannot assign to *pusilla* and its allies. A revision is necessary for *pusilla*-complex in future; in addition to the three species included in this paper there are *adelphica* Wehrli (W. China, E. Tibet), *kansuensis* Wehrli (W. China), *amicula* Wehrli (S. China), [*suspecta*] *wassuensis* Wehrli (W. China), *latifasciata* Warren (Japan, Korea, Far-East Russia, E. China), *tenellula* Inoue (Taiwan).

***Abraxas (Calospilos) sublepida* sp. n. (Pl. 120: 11, holotype; 12)**

Wingspan 39–42 mm. Ground colour of wings pure white, thickly scaled. Forewing with ochreous basal patch and blackish fascia distally bordering it very clear, grey median band incomplete, interrupted below cell, discocellulars with or without white dash, postmedian row of spots usually double from costa to vein 5. Hindwing with discal spot continuing to costal margin.

Male genitalia (Fig. 769): harpe with costal margin convex, terminating in a stick-like process, its apex rounded, ventral appendage narrow, strongly serrated, sharply pointed. Female genitalia (Fig. 790): ostium with a band-like sclerotization, colliculum elongate, nearly parallel-sided or a little swollen at middle, ductus bursae gradually thickening, minutely granulate, corpus bursae ovoid, large signum elliptical.

Holotype, ♂. Mechi, Godok, 400 m, 11–18. vi. 1993 (M. S. Limbu), BMNH. Paratypes, six specimens: type-locality; Godavari, 1600 m; Gopetar, 2000 m; Darjeeling, 850 m.

Probably closest to *A. lepida* Wehrli, 1935, from W. China. Very similar in appearance to

*tenuisuffusa*, but hindwing with postmedian row of spots placed more distal and quite distinct in the genitalia of both sexes.

The following ten species belong to Group 2. Among them the next two have the hindwing in male without basal protuberance.

***Abraxas (Calospilos) tenuisuffusa* Inoue (Pl. 120: 13, 14)**

*Abraxas suffusa*: Wehrli, 1935, *Ent. Rdsch.* 52: pl. 1, fig. 11; pl. 3, fig. 10, nec Warren.

*Abraxas (Calospilos) tenuisuffusa* Inoue, 1984, *Bull. Fac. domest. Sci. Otsuma Wom. Univ.* 20: 111, text-figs 59-61, 71, 72.

Godavari, 1600 m. Besides, it was collected in Darjeeling and Sikkim. Also known from China and Taiwan.

Male and female genitalia are as in Figs 770 & 791. As I (1984) mentioned, *A. suffusa* Warren, 1894 from Tibet is a distinct species and *A. kansuivolans* Wehrli (stat. n.), 1939, in Seitz, *Macrolepid. World* 4 (Suppl.): 289, pl. 22, fig. d, is the most closely related species to the present species.

***Abraxas (Calospilos) peregrina* sp. n. (Pl. 120: 15, holotype; 16)**

Wingspan 41-46 mm. Forewing more elongate and paler than the two preceding species. Both wings with maculation reduced.

Male genitalia (Fig. 771): dorsal margin of harpe gently downcurved, strongly produced into a horn-like process, its apex truncate and dorsal and ventral corners toothed or tapering and nearly pointed, outer margin of harpe deeply incurved, angled or roundedly produced at ventral end, aedeagus without hooked process. Female genitalia (Fig. 792): lamella postvaginalis broadly sclerotized, ostium cup-shaped, ductus bursae narrow and long, nearly as long as corpus bursae, signum very large, elliptical, surrounded by long spines excepting dorsal area.

Holotype, ♂. Godavari, 1600 m, 7. v. 1991 (native collector), BMNH. Paratypes, nine specimens: type-locality; Phulchouki, 2075 m; Jiri, 1860 m; Kabre, 1760 m; Bhimtal, 1500 m, Kumaon, NW. India. Other specimens: Doi Inthanon, N. Thailand.

Shape of harpe in this species is similar to *A. metabasis* Prout, 1927, *J. Bombay nat. Hist. Soc.* 31: 949, from N. Myanmar, but the latter species seems to belong to subgenus *Abraxas*.

***Abraxas (Calospilos) illuminata* Warren (Pl. 120: 17, 18)**

*Abraxas illuminata* Warren, 1894, *Novit. zool.* 1: 417.

*Abraxas kanshireiensis* Wileman, 1915, *Entomologist* 48: 283; Inoue, 1984, *op. cit.*: 114, figs 69, 70, 76. **Syn. n.**

*Abraxas hoenei* Wehrli, 1935, *Ent. Rdsch.* 52: 115, pl. 2, fig. 3. **Syn. n.**  
Godavari, 1600 m; Kabre, 1760 m; Chandrung, 1920 m (C. Nepal).

Recently I (1994, fig. 25) recorded it from Thailand and suggested identity of the two taxa cited above, but my reference of the year 1897 was wrong. This species was also recorded from N. Myanmar, Prout, 1927, *op. cit.*: 948. Male and female genitalia are as in Figs 772 & 793.

***Abraxas (Calospilos) nepalilluminata* Inoue (Pl. 121: 1-3)**

*Abraxas (Calospilos) nepalilluminata* Inoue, 1970, *Spec. Bull. lepid. Soc. Jap.* 4: 208, pl. 1, fig. 2; pl. 4, fig. 44; pl. 5, fig. 48.

Godavari, 1600 m; Phulchouki, 2000 m; Daman Pass, 2400 m; Mt Mahadeo, 2170 m. Besides, there are specimens from Sikkim and Darjeeling in my collection.

The female I (1970: 208) recorded as *A. paucinotata* Warren is of a misidentification of the present species. From its slender and rather simple harpe (Fig. 19), cup-shaped colliculum and long, cylindrical corpus bursae (Fig. 40) it is distinguished from externally similar species.

***Abraxas (Calospilos) paucinotata* Warren (Pl. 121: 4)**

*Abraxas paucinotata* Warren, 1894, *Novit. zool.* 1: 417.

Phulchouki, 2075 m.

Very similar to the preceding species, but separated from it by less slender harpe, its dorsal process swollen at apex and serrated, ventral appendage broader at base, less strongly angled, tip of aedeagus with a strong spine (Fig. 774). Female is unknown to me.

***Abraxas (Calospilos) martaria* Guenée (Pl. 121: 5, 6)**

*Abraxas martaria* Guenée, 1857, in Boisduval & Guenée, *Hist. nat. Insectes (Lépid.)* 10: 205.

Godavari, 1600 m; Phulchouki, 2075 m; Jiri, 2350 m; Daman Pass, 2400 m; Chomrang, 2000 m; Kiumrung, 2250 m.

Male and female genitalia are as in Figs 775 & 795.

***Abraxas (Calospilos) neomartaria* Inoue (Pl. 7: 3; Pl. 121: 7, 8)**

*Abraxas (Calospilos) neomartaria* Inoue, 1970, *Spec. Bull. lepid. Soc. Jap.* 4: 207, pl. 1, fig. 5; pl. 4, fig. 45; pl. 5, fig. 49; pl. 6, fig. 61.

Phulchouki (Yazaki, 1992). Kambachen, 3950 m; Chitrei, 2420 m (HI, 1970). Phulchouki, 2075 m; Jiri, 2350 m; Gopetar, 2000 m; Daman Pass, 2400 m; Basantpur, 2300 m; Phedi, 2350 m; Nandanda, 1450 m; Himaley Hotel, 2670 m; Kiumrung, 2250 m; Chandrung, 1920 m.

Very common from Central to North Nepal. In my collection there are many specimens from Darjeeling and Sikkim. Male and female genitalia are as in Figs 776 & 796.

***Abraxas (Calospilos) leopardina* (Kollar) (Pl. 121: 9, 10)**

*Zerene leopardina* Kollar, [1844], in Hügel, *Kaschmir und das Reich Siek* 4: 490.

*Abraxas (Calospilos) aphorista*: Inoue, 1970, *Spec. Bull. lepid. Soc. Jap.* 4: 208, pl. 1, fig. 6; pl. 6, fig. 12, nec Prout.

Godavari (HI, 1970). Godavari, 1500 & 1600 m; Phulchouki, 2075 m; Chomrong, 2000 m; Deolari, 2800 m; Mt Siwapuri, 2650 m.

Male and female genitalia are as in Figs 23 & 43.

***Abraxas (Calospilos) aesiopsis* Inoue (Pl. 121: 11, 12)**

*Abraxas (Calospilos) aesiopsis* Inoue, 1970, *Spec. Bull. lepid. Soc. Jap.* 4: 206, pl. 1, fig. 1; pl. 4, fig. 43.

Door Pani, 2700 m (HI, 1970). Dagchu, 2880 m; Paro, Bhutan.

Very similar to *leopardina*, but forewing with postmedian dark ochreous fascia almost continuing from hindmargin to costa, costal dark grey spot proximal to the fascia always merged into the fascia, hindwing with postmedian row of spots often partly double. Male genitalia (Fig. 778): ventral tooth distal to basal triangular process in *leopardina* is not developed. Female genitalia (Fig. 798): colliculum not widened at genital opening, signum much smaller than in *leopardina*.

***Abraxas (Calospilos) circinata* Wehrli (Pl. 121: 13, 14)**

*Abraxas circinata* Wehrli, 1935, *Ent. Rdsch.* 52: 118, pl. 1, fig. 12; pl. 3, fig. 9.

Godavari, 1600 m; Dandeldhala, 1900 m; Jiri, 1900 m; Shera, 1420 m; Phedi, 2350 m;

Kiumrung, 2250 m.

Male and female genitalia are as in Figs 779 & 799. Late summer and autumn generation is much smaller than spring form illustrated here. From the structure of male and female genitalia, *circinata*, *miranda* Butler (Japan, Korea, NE. China), and *parvimiranda* Inoue, 1984 (Taiwan) constitute a species-group. The three species are characterized by double rows of postmedian spots usually more completely developed than in *aesioopsis*.

### Genus *Ouraapteryx* Leach

In writing about *Ouraapteryx* I am much obliged to Dr D. Stüning, ZFMK, for his pertinent advice and donation and loan of specimens important for my present study. Through kind offices of Dr A. Hausmann, ZSM (Zoologische Staatssammlung, Munich), I was able to examine as a loan some *C. Nepalese* specimens preserved in his Museum. In addition to the source of material mentioned at the introductory sentences, some specimens secured by S. Sakurai, Niigata, are included for this genus.

In the following seventeen species the female genitalia have finely ribbed ductus bursae broad and short, about as long as diameter of corpus bursae, strongly or weakly curved to left when mounted the genitalia on slide by the popularized method.

***Ouraapteryx pseudebuleata* sp. n.** (Pl. 121: 15, holotype; 16; Pl. 122: 4)  
*Ouraapteryx ebuleata*: Inoue, 1985: 81, 83; Inoue, 1987: 270; Inoue, 1993a: 264 (nec Walker).

Closely related to *O. multistrigaria* Walker, on which Stüning, 1994: 122, text-figs 11-14, 21, 25, 30, 35, redescribed in great detail.

Wingspan, ♂ 40-47 mm, ♀ 47-50 mm. Shape of wings and colour of face almost identical with *multistrigaria*, but hindwing with tail triflingly longer. Ground colour of wings pure white or faintly tinged with yellow, grey transverse lines and discocellular bar on forewing almost as in *multistrigaria*, strigulation sometimes dense by usually as sparse as in the specimens illustrated here. The spots at the base of tail very small, dorsal one narrowly tinged with red, ventral one merely a grey dash, both scarcely connected by a grey band.

Male genitalia (Fig. 800): furca more weakly curved inward and often apical area almost straightish. Setal comb on 3rd abdominal sternite developed as in *multistrigaria*. Female genitalia (Fig. 814): almost identical with *multistrigaria*.

Holotype, ♂: Langtang Himal, Bagmati, Dhunche, 1960 m, 5. viii. 1993 (H. Nakajima), BMNH. Paratypes, sixty-six specimens: Goldiagong, 2080 m; Ghasa, 2600 m; Phulbhule, 3270 m, W. Nepal; Phedi, 2350 m, C. Nepal; Godavari, 1500 & 1600 m; Phulchouki, 2075 m; Chittrei, 2460 m; Basantapur, 2300 m; Dhankuta, 1200 m; Sagarmatha, 2240 m; Dhunche, 1960 m; Bonch, 2000 m; Jiri, 2350 m; Sun-kosi-Tal, Kodari, 2000 m; Darjeeling & Sikkim, NE. India; Dawna Hills, SE. Myanmar; Doi Chang Kiang, N. Thailand.

The male paratype illustrated in pl. 122: 4 has the wings pure white, heavily strigulated with grey and transverse bands are darker than in the typical specimens.

***Ouraapteryx kantalaria* Felder & Rogenhofer** (Pl. 121: 17, 18)

*Uraapteryx kantalaria* Felder & Rogenhofer, 1875, *Reise öst. Fregatte Novara* (Zool.) 2 (Abt. 2): pl. 122, fig. 3.

*Ouraapteryx ebuleata* (part.): Prout, 1915, in Seitz, *Macrolepid. World* 4: 335; Wehrli, 1939, *ibid.* (Suppl.): 353 (nec Guenée).

Tukche, 2600 m, Chokiopani nördl., Kali-Gandaki-Tal, C. Nepal; Jumla, 2440 m, Jullya,

2690 m, Chughuti, 2660 m, Karnali, W. Nepal; Banidas, 2600 m, Gilgit, NW. Karakorum; Mt Kolahoi, Kashmir.

Face white with dark grey-brown dorsal margin as in the preceding species. Wingspan, ♂ 42–46 mm, ♀ 44–51 mm. Very similar to *O. purissima* Theirry-Mieg, 1905, but larger (in *purissima* wingspan, ♂ 41–42 mm, ♀ 43 mm). Shape of wings nearly identical with *purissima*, but forewing triflingly less elongate, hindwing with tail almost identical with it, being much shorter than in *multistrigaria* and *pseudebuleata*. The two spots at the base of tail more reduced, dorsal one merely a dark grey dash with reddish edge and the ventral one almost or completely vanished while in *purissima* the two spots are always clear though they are very small as in *pseudebuleata*. Grey strigulation on both wings as dense as in *purissima*, transverse lines usually broader.

Male genitalia (Fig. 801): furca not so strongly curved as in *purissima*, being very similar to *pseudebuleata*. Setal comb on the 3rd abdominal sternite absent. Female genitalia (Fig. 815): signum circular, diameter of small central disc nearly as long as width of frill, margin of which is decorated with long spines, while in *purissima* disc is larger and in *pseudebuleata* it is elliptical.

***Ourapteryx nakajimai* sp. n.** (Pl. 122: 2, holotype; 3)

Wingspan, ♂ 43–46 mm, ♀ 47–53 mm. Face white with a grey dorsal band. The shape of wings, including the tail of hindwing, and colour and maculation almost identical with the preceding species, but grey strigulation usually denser. The spots at the base of tail more reduced, the dorsal one, if present, merely a faint dash, but the ventral one almost always completely vanished.

Male genitalia (Fig. 802): furca a little shorter at the curved apical portion than in *kantalaria*. Setal comb on the 3rd abdominal sternite absent. Female genitalia (Fig. 816): central disc of signum circular, larger, frill much narrower and spines much shorter than in *purissima*.

Holotype, ♂: Langtang Himal, Bagmati, Kyanjing, 3910 m, 12. viii. 1993 (H. Nakajima), BMNH. Paratypes, thirty-two specimens: Syabru, 2200 m; Langtang, 3500 m; type-locality, 3900 & 3910 m; Khumdzung, 3900 m, Khumbu; Dudh Kosi Tal, 3500 m; Khumjung, 3800 m.

Probably this species is the eastern representative of *kantalaria*.

***Ourapteryx caschmirensis* Bastelberger** (Pl. 122: 13)

*Uraapteryx caschmirensis* Bastelberger, 1911. *Int. ent. Z.* 5: 157.

*Ourapteryx ebuleata caschmirensis*: Prout, 1915, in Seitz, *Macrolepid. World* 4: 335.

*Ourapteryx caschmirensis*: Wehrli, 1935, *ibid.* (Suppl.): 354.

Jillya, 2690 m, Jumla Dist., Karnali, W. Nepal.

Redescribed by Stüning, 1994: 115, text-figs 7–9, 20, 24, 28, 34, in detail. He recorded N. Pakistan, NW. India, W. & C. Nepal, besides the type-locality (Kashmir).

Wingspan, ♂ 50–57 mm, ♀ 57–59 mm. Face white. Larger than the preceding two species and shape of wings distinct: forewing with apex not falcate, hindwing with tail longer and the angle at vein 6 pronounced. The strigulation of wings weaker, mostly confined to terminal area, transverse lines more brownish, terminal line clearer and ochreous grey fringe thicker in colour.

Male genitalia (Fig. 803): furca strongly curved inward at apical area. Female genitalia (Fig. 817): lamella postvaginalis of a large bilobed plate, with minutely serrate margin, signum circular, central disc large, frill very narrow, spines longer than width of frill.



The male illustrated here is darker by denser grey strigulation of wings, transverse lines broader than in the typical specimens.

***Ourapteryx pallidula*** Inoue (Pl. 122: 5, 6)

*Ourapteryx pallidula* Inoue, 1985, *Bull. Fac. domest. Sci. Otsuma Wom. Univ.* 21: 81, text-figs 3, 4, 10, 13, 70, 86, 103.

Chittrei, 2420 m; Godavari, 1600 m; Phulchouki, 2075 m; Jiri, 1900 m; Bonch, 2000 m; Chapauli, 1300 m; Kiumrung, 2250 m, Dhampus Dandi, 2100 m, Chandrung, 1920 m (C. Nepal).

The type-locality is Taiwan, but there are some specimens from C. China, N. Yunnan, N. Thailand and Darjeeling in my collection.

Face dark greyish brown, but sometimes central area whitish. Hindwing with tail moderately long, angle at vein 6 very weak. Ground colour varying from white to light yellow, strigulation sometimes very weak, but often dense, the two spots at the base of hindwing always distinct, the dorsal one always red with grey proximal edge, the ventral one sometimes merely a grey dash.

Male genitalia (Fig. 804): furca of a short stick like process, very thick, often weakly curved at apical area, scarcely reaching central process of gnathos. Setal comb on the 3rd abdominal sternite present. Female genitalia (Fig. 818): central disc of signum roundish, width of frill nearly as long as diameter of the disc at ventral part, surrounding spines as long as width of the frill.

***Ourapteryx postflavata*** Stüning (Pl. 122: 7)

*Ourapteryx postflavata* Stüning, 1994, *Nachr. ent. Ver. Apollo, Frankf. a. M.* (N. F.) 15: 131, text-figs 17, 18, 22, 27, 32, 37.

*Ourapteryx multistrigaria* (part.): Inoue, 1987: 270 (nec Walker).

Walungchung Gola, 3310 m; Walungchung, 3050 m; Door Pani, 2700 m; Tapche, 2400 m; Gunsu, 3400 m; Lonhak, 4550 m, Ghasa, 2000 m, near Nilgiri; Kalbani, 2400 m; Rele Khola, 2400 m, near Annapurna; Lete, 2400 m, Nilgiri (HI, 1987). Goyang, 3265 m; Lama Hotel, 2390 m.

In the original description numerous specimens from C. & E. Nepal and Sikkim were recorded. In my collection there is a female from Tibet.

Larger, face much darker than in the preceding species. Ground colour lemon yellow but sometimes whitish and faintly hued with yellow near the tail of hindwing, ochreous yellow fringe more vivid than in *pallidula*, transverse lines and strigulation more brownish.

Male genitalia (Fig. 805): furca much longer than in *pallidula*, strongly curved inward at apical area. Setal comb on the 3rd abdominal sternite absent. Female genitalia (Fig. 819): ductus bursae weakly curved or almost straight, ribbing weak and slender, signum very small, central disc circular, frill narrow, width at ventral part less than diameter of disc, surrounded by short spines.

***Ourapteryx pallistrigaria*** Stüning (Pl. 122: 11; Pl. 123: 10, 11)

*Ourapteryx pallistrigaria* Stüning, 1994, *Nachr. ent. Ver. Apollo, Frankf. a. M.* (N. F.) 15: 125, text-figs 15, 16, 26, 31, 36.

*Ourapteryx multistrigaria* (part.): Inoue, 1987: 270 (nec Walker).

Tartanla, 2450 m (HI, 1987). Syabru, 2200 m; Riggi Su, 3000 m, Serakati, 2360 m.

In the original description E. Nepal, Sikkim and Darjeeling were recorded.

Shape of wings, size and coloration almost identical with whitish specimens of the preceding species. As was pointed out in the original description the strigulation at costa of forewing

and terminal area of hindwing stronger than in *postflavata*. In male setal comb on the 3rd abdominal sternite developed. Male and female genitalia are as in Figs 806 & 820.

***Ourapteryx ebuleata deliquescens* subsp. n.** (Pl. 122: 10, holotype)

The true *ebuleata* Guenée, 1857 was firmly stabilized by the study of Stüning, 1994: 111, text-figs 1–6, 19, 23, 29, 33, on the female holotype, ZFMK. Thus, it has become apparent that the name *ebuleata* had been collectively misapplied in the past to many other species now considered to be independent.

As was pointed out by Stüning (1994), E. Nepalese population is separated from the nominotypical subspecies (Pakistan, Kashmir, NW. India) as follows:

Wings much clearer, creamy yellowish white, brownish strigulation much weaker, transverse lines more slender, less brownish. Face more widely white. Strongly curved, very slender furca in male genitalia (Fig. 807) and large, circular signum in female genitalia (Fig. 821) are characteristic.

Holotype, ♂: Janakpur, Dolakha, Jiri, 2350 m, 31.v–2.vi. 1993 (T. Haruta), BMNH. Paratypes, thirty-four specimens: type-locality; Phulchouki, 2075 & 2700 m; Syabrubesi, 1520 m; 3 km NE of Sunpati, 2330 m; Gusum Banjyang, 2600 m; Jiri, 2200 & 2350 m, including 20 specimens recorded by Stüning, 1994.

***Ourapteryx consociata* Inoue** (Pl. 122: 8, 9)

*Ourapteryx consociata* Inoue, 1993, *Tinea* 13: 264, text-figs 2, 8, 9, 16.

Jiri, 2200 m (Jivi in the original description); Godavari, 1500 m (HI, 1993). Phulchouki, 2075 m; Godavari, 1600 m; Gopetar, 2000 m; Dagchu, 2880 m; Deorali, 2850 m; Dhunche, 1960 m; Phedi, 2350 m; Kiumtung, 2250 m; Banthanti, 2620 m.

Besides, it is known from NE. India, Sikkim and N. Thailand.

In the original description I compared this species with *pseudebuleata* by wrongly citing it as *ebuleata*.

Size, shape of wings and whitish face similar to *pseudebuleata*, but smaller, strigulation and transverse lines greyer, tail of hindwing sharper, angle at vein 6 less pronounced. Setal comb on the 3rd abdominal sternite present. Aedeagus in male genitalia (Fig. 808) decorated with a pair of horn-like processes at tip. Ductus bursae in female genitalia (Fig. 822) very thick, signum with central disc very small, circular, surrounded by thick frill.

***Ourapteryx contronivea* Inoue** (Pl. 122: 12, 13)

*Ourapteryx contronivea* Inoue, 1993, *Tinea* 13: 267, text-figs 3, 4, 10, 17.

Phulchouki, 2070 & 2200 m; Chomrong, 2000 m (HI, 1993). Phulchouki, 2075 m; Chittrei, 2460 m.

Besides Nepal, it is known from Darjeeling, Sikkim and N. Thailand.

Wingspan, ♂ ♀ 38–45 mm. Forewing with apex acutely pointed, termen straight, hindwing with tail moderately long, sharply pointed, angle at vein 6 weak. Face ochreous brown. Both wings with transverse lines and strigulation brownish, two spots at the base of tail connected by a dark grey band.

Male genitalia (Fig. 809): furca very slender, reaching middle of gnathos, apical area naked, beak-shaped, or slender and sharply pointed, cornuti of a bunch of delicate short spines and a mass of much longer ones. Setal comb on the 3rd sternite absent. Female genitalia (Fig. 823): there is a small process at each side of genital opening, colliculum well-formed, sclerotized, ribbed ductus bursae thick, gently curved, signum small, elliptical, spines slender.

Ostensibly similar to *O. changi* Inoue, 1985 from Taiwan, but distinguished from it by more slender tail of hindwing and by the shape of furca of male genitalia and genital opening of female.

***Ourapteryx nepalensis* sp. n.** (Pl. 122: 14, holotype; 15)

Wingspan, ♂ 43–50 mm, excepting dwarf specimens, ♀ 49–55 mm. Very similar to the preceding species, colour of face nearly the same, but usually strigulation of wings weaker, hindwing with tail longer, the two spots at the base of tail connected by dark grey dash. Usually larger than *contronivea*, but rarely nearly the same size as the smallest specimens of the latter.

Male genitalia (Fig. 810): furca much thicker and shorter, strongly downcurved at apical area. Setal comb on the 3rd abdominal sternite absent. Female genitalia (Fig. 824): ostium and colliculum not specialized as in *contronivea*, signum circular, disc larger than in *contronivea*, surrounding spines dense and short.

Holotype, ♂: Kathmandu, Godavari, 1600 m, 29. iii. 1990 (native collector), BMNH. Paratypes, one hundred and seven specimens: Bhimtal, 1500 m, Uttar Pradesh, Mussoorie, 2000 m, Dehra Dun, near Simla, 2500 m, NW. India; Darjeeling, 800–2050 m; Gangtok & Dalapchand Aritaal, 1500 m, Sikkim; Dawna Hills, Myanmar; Sagarmatha, 1980 m; Deolari, 800 m; Naudanda, 1470 m; Ghorthali, 1600 m; type-locality, 1600–1800 m; Phulchouki, 2000 & 2075 m; Dagchu, 2880 m; Doi Inthanon, Doi Suthep, Doi Phukha, N. Thailand.

Very common from NW. India to N. Thailand through NE. India and Nepal.

***Ourapteryx ravida* sp. n.** (Pl. 123: 1, holotype)

Wingspan, ♂ ♀ 41–45 mm. Shape of wings and coloration similar to *nepalensis*, but hindwing with tail shorter, angle at vein 6 scarcely traceable. The two spots at the base of tail narrower than in *nepalensis*, the dorsal one almost blackish, linear, reddish coloration nearly vanished, they are connected by grey band. Grey strigulation usually denser all over forewing and on distal area of hindwing, fringe and transverse lines as dark as in *nepalensis*.

Male genitalia (Fig. 811): furca thick, extending well over the central process of gnathos, gently curved, not strongly downcurved as in *nepalensis*. Setal comb on the 3rd abdominal sternite absent. Female genitalia (Fig. 825): signum much smaller, frill much narrower than in *nepalensis*.

Holotype, ♂: Kathmandu, Phulchouki, 2075 m, 23. iii. 1992 (native collector), BMNH. Paratypes, ten specimens: type-locality; Dandeldhula, 1900 m; Dalapchand Aritaal, 1500 m, Sikkim.

Not common in E. Nepal, secured in late March and early April.

***Ourapteryx leucopteron* sp. n.** (Pl. 122: 1, holotype)

Wingspan, ♂ 46 mm. Similar to *kantalaria* and *nakajimai*, but wings are shorter and broader, face dark ochreous brown. Shape of wings characteristic: forewing with costa rather strongly arched near apex, termen not straight but gently excurved, tornus rounded. Wings faintly yellowish, and therefore grey strigulation and transverse lines becoming vaguer than in the two species. Hindwing with tail, angle at vein 6 and the two marks at the base of tail nearly identical with those of *kantalaria*. Fringe more vivid ochreous than in the two species.

Male genitalia (Fig. 812): furca slender, strongly incurved around middle of gnathos-arm like *caschmirensis* (cf. Stüning, 1994: text-fig. 24). Female genitalia: larger and more robust than in *nakajimai*, corpus bursae rather small, roundish, signum circular, small.

Holotype, ♂: between Walungchung & Chowki, 2450 m, 28. vii. 1963 (T. Haruta *et al.*), BMNH. Paratypes, forty specimens: data as holotype; Junbesi, 2750 m; Dudh Kosi Tal, 2900 m, Bujan; Bhandar unter Thodung, 2200 m; Lukla, 2800 m; Solu Khumbu Himal; Sikkim.

According to Dr Stüning (*pers. comm.*) the third syntype, ♂, of *O. thibetaria* Bastelberger, "Tibet frontier, Elevation 9000 [ft]", belongs to this new species.

***Ourapteryx dierli*** Inoue (Pl. 123: 9)

*Ourapteryx dierli* Inoue, 1994, *Tinea* 14: 10, text-figs 1-4.

This fuscous winged species is only known from Kali-Gandaki-Tal, C. Nepal.

***Ourapteryx sciticaudaria*** Walker (Pl. 123: 6)

*Urapteryx sciticaudaria* Walker, [1863], *List Specimens lepid. Insects Colln Br. Mus.* 26: 1480. Godavari, 1600 m; Jiri, 2350 m; Bonch, 2000 m; Chapauli, 1300 m.

Very common in India, Myanmar, Thailand, Vietnam, continental China and Taiwan

Face dark ochreous brown. Antenna blackish brown, excepting whitish basal part. Wings usually lemon yellow, forewing with costal area white, striated with black, greyish brown transverse lines thick. Hindwing with tail broad and long, the two spots well developed. For male and female genitalia, *cf.* Inoue, 1985: text-figs 16, 24.

***Ourapteryx primularis*** Butler (Pl. 12: 24)

*Urapteryx primularis* Butler, 1886, *Illust. typical Specimens lepid. Heterocera Colln Br. Mus.* 6: 49, pl. 113: 4.

Godavari (Yazaki, 1992). Okhaldhunga; Sagarmatha, 1980, 2240, 2670 & 2780 m; Bonch, 2000 m.

Known to me from NE. India, Nepal and Tibet

Its large size, more vivid coloration and stronger maculation easily distinguish it from the preceding species. Antenna blackish, face blackish brown. Wingspan of largest specimens exceeds 70 mm.

*Ourapteryx primularis* var. *integra* Thierry-Mieg, 1903, *Ann. Soc. ent. Belg.* 47: 382 is a beautiful female albino collected at Jaintia Hills, Assam.

In the following three species female genitalia have very weakly ribbed, almost straight ductus bursae whose length is nearly equal to diameter of corpus bursae.

***Ourapteryx abbreviata* sp. n.** (Pl. 123: 4, holotype; 3, 5)

Wingspan, ♂ 39-43 mm, ♀ 42-47 mm. Antenna blackish as in *sciticaudaria*. Face yellowish white excepting dark ochreous dorsal area. Forewing with apex bluntly pointed in male and acutely so in female, termen very weakly convex, hindwing with tail very short, angle at vein 6 pronounced. Wings lemon yellow, being almost identical in colour with pale specimens of *sciticaudaria*, but rarely whitish hued with pale yellow, costal margin of forewing paler at basal two-thirds and striated with blackish, strigulation of wings usually weak, but sometimes, especially in female, densely striated, grey transverse lines broad, postmedian of forewing usually running into tornus, but rarely into hindmargin as in *sciticaudaria*, discocellular bar conspicuous, fringe ochreous. The dorsal spot at base of tail large, reddish, the ventral one a dark grey dash.

Male genitalia (Fig. 813): costa a little swollen at tip, furca strongly curved inward, almost reaching base of uncus, gnathos with central area narrow, lip-shaped, cornuti a small bunch

of feather-like spines. Setal comb on the 3rd abdominal sternite absent. Female genitalia (Fig. 826): ductus bursae thick, weakly and sparsely ribbed, signum small, elliptical, surrounded by short spines.

Holotype, ♂: Janakpur, Dolakha, Riggi Su, 3000 m, 20. vii. 1993 (M. S. Limbu), BMNH. Paratypes, fifteen specimens: type-locality; Goyang, 3265 m; Walungchung, 3050 m; between Walungchung & Chowki, 2450 m; between Yangma & Nup, 3310; Meghma, 3000 m, Junbesi, 2750 m; Gusum Banjyang, 2600 m, Helm-Gebiet; Dudh Kosi Tal, 2900 & 3000 m; Darjeeling, NE. India.

One male paratype is whiter with more slender transverse lines than in the typical specimens. In my collection there is a very similar male from Bhutan, which has face darker, hindwing with tail a little longer and furca is much longer reaching beyond the base of uncus, but in other respects it is identical with Nepalese population.

***Ourapteryx margaritata* Moore (Pl. 123: 7, 8)**

*Uraapteryx margaritata* Moore, 1868, *Proc. zool. Soc. Lond.* 1867: 612. Sagarmatha, 1980 m; Godavari, 1600 m; Jiri, 2350 m.

It seems to be rare in E. Nepal, but is rather common in Darjeeling, NE. India. Recently it was recorded from Thailand (Inoue, 1993a: 262).

Face white, dorsally ochreous brown. Wings snow white, costal margin of forewing pale yellow, transverse lines very narrow, reddish, that of hindwing starting from vein 6 interrupted at vein 2, again appearing at hindmarginal area as a dash. Hindwing with tail short, angle at vein 6 conspicuous, dorsal blackish spot at the base of tail large, distally tinted with red, ventral one disappeared.

Male genitalia : furca developed at left side, cornuti absent. Setal comb on the 3rd abdominal sternite present. Female genitalia: ductus and corpus bursae continuous, signum rectangular, spined at each angle.

In the following species ostium in female genitalia and juxta in male genitalia are specialized.

***Ourapteryx clara clara* Butler (Pl. 12: 23)**

*Uraapteryx clara* Butler, 1880, *Ann. Mag. nat. Hist.* (5) 6: 120.

*Ourapteryx clara* var. *major* Thierry-Mieg, 1903, *Ann. Soc. ent. Belg.* 47: 383. Godavari (Yazaki, 1992).

Not uncommon at Godavari, but other localities in Nepal are unknown to me.

Face ochreous brown, antenna blackish brown. Hindwing with tail long, tip rounded. The two marks at the base of tail blackish, linear.

Male genitalia: costa triangularly produced at tip, stick-like furca with pointed tip arising from centre of main part of juxta, which is divided into two halves, heavily decorated with thorns. Setal comb on the 3rd abdominal sternite present. Female genitalia: ostium strongly sclerotized, colliculum bilobed, ductus bursae thick, straight, strongly ribbed, about the length of corpus bursae, signum circular.

The Taiwan representative is *O. c. formosana* Matsumura, cf. Inoue, 1984: 106, text-figs 22, 23, 57, 58. *O. c.* var. *major* founded on two males from Jaintia Hills is perfectly identical with the normal specimens of the nominotypical subspecies..

In the following species ductus bursae of female genitalia is cylindrical, very long, nearly twice as long as diameter of corpus bursae.

***Ourapteryx yerburii yerburii* Butler (Pl. 123: 2)**

*Urapteryx yerburii* Butler, 1886, *Proc. zool. Soc. Lond.* **1886**: 388.

*Ourapteryx yerburii*: Inoue, 1993, *Tyô Ga* **44**: 107, text-figs 1-4, 9, 10, 16, 17.

Godavari, 1600 m; Phulchouki, 2075 m (HI, 1993).

Not common in E. Nepal.


This species and its close relatives which constitute the *nivea*-group were described and redescribed by me (Inoue, 1993b). *O. sinata* Wehrli, 1990, which I considered to be a junior synonym of the nominotypical subspecies, will be restored as the Chinese subspecies by a close comparison of Indian, Nepalese and Chinese specimens in future. The Taiwanese representative is *O. y. virescens* Matsumura, 1910.

In addition to the three species already cited by me, *O. deminuta* Inoue, 1993 from Thailand also belongs to the same species group.

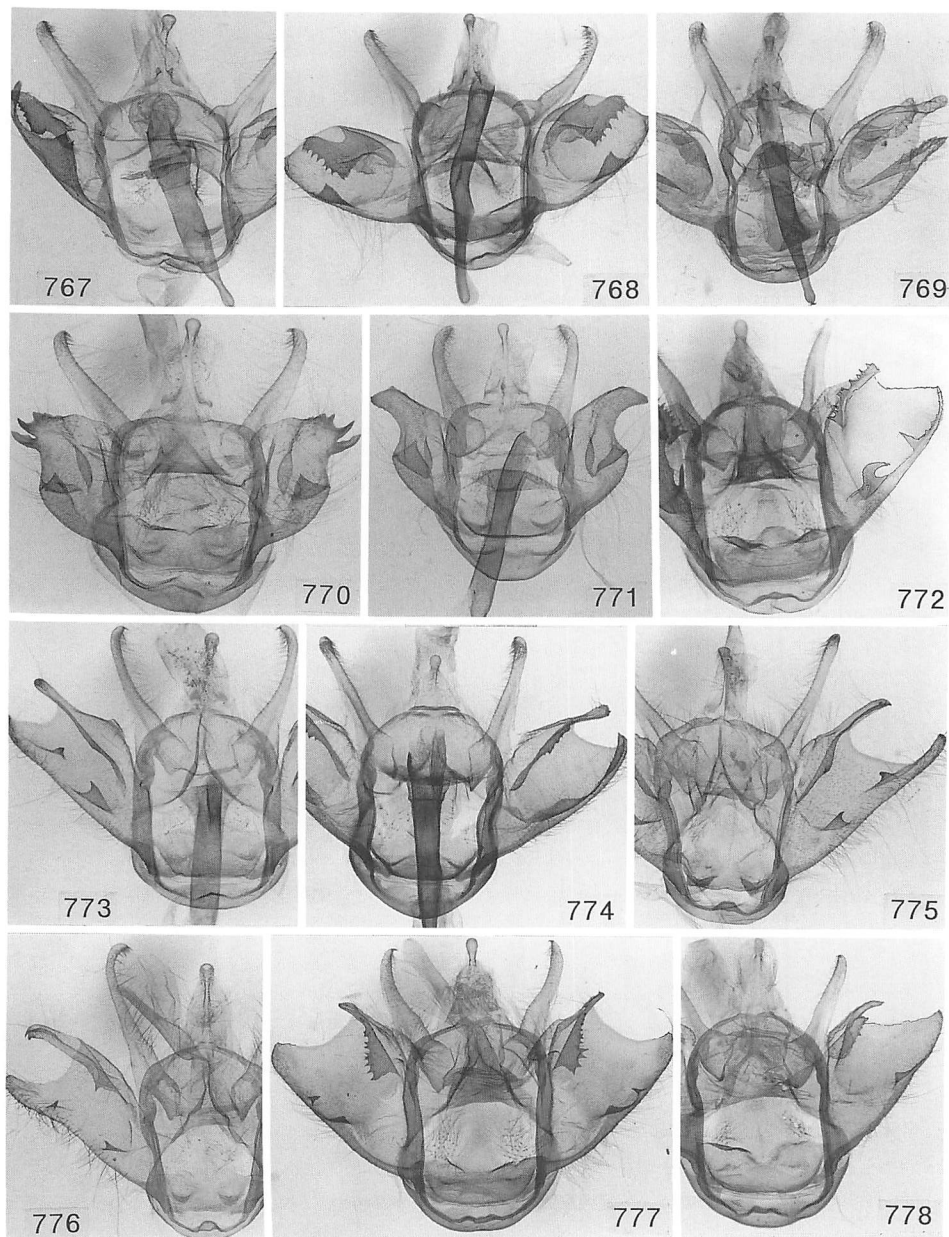
**Postscript.** The paratypes of new taxa described in this paper will be deposited in the collections of BMNH, NSMT, ZFMK and ZSM excepting the monobasic *Abraxas pseudogunsana*. Some paratypes will also be preserved in the private collections of M. D. Sommerer, Munich, and K. Yazaki, Tokyo.

**Recent literature cited**

- Inoue, H., 1970. Geometridae of eastern Nepal based on the collection of the lepidopterological research expedition to Nepal Himalaya by The Lepidopterological Society of Japan in 1963. Part I: Genera *Abraxas* Leach and *Arichanna* Moore. *Spec. Bull. lepid. Soc. Jap.* **4**: 203-239.
- , 1982. *Ditto*. Part II. *Bull. Fac. domest. Sci. Otsuma Wom. Univ.* **18**: 129-190.
- , 1987. *Dotto*. Part III. *Op. cit.* **23**: 215-270.
- , 1984. The genus *Abraxas* of Taiwan (Lepidoptera: Geometridae). *Op. cit.* **20**: 93-128.
- , 1985. The genera *Ourapteryx* and *Tristrophis* of Taiwan (Lepidoptera: Geometridae). *Op. cit.* **21**: 75-124.
- , 1993a. The genus *Ourapteryx* Leach (Geometridae, Ennominae) from Thailand, with descriptions of six new species. *Tinea* **13**: 261-271.
- , 1993b. On *nivea*-group of *Ourapteryx* Leach and on the systematic status of *O. yerburii* Butler from Pakistan, with description of a new species from Korea (Geometridae, Ennominae). *Tyô Ga* **44**: 107-116.
- , 1994. Description of a new species of *Ourapteryx* Leach (Geometridae, Ennominae) from Central Nepal. *Tinea* **14**: 10-12.
- Stüning, D., 1994. On the identity of *Ourapteryx ebuleata* Guenée, 1857, *O. multistrigaria* Walker, 1866, and *O. caschmirensis* Bastelberger, 1911, with descriptions of two new species (Lepidoptera: Geometridae, Ennominae). *Nachr. ent. Ver. Apollo, Frankf. a. M.* (N. F.) **15**: 109-134.



Figs 755-766. Male genitalia of *Abraxas* spp. 755. *A. picaria*. 756 *A. superpicaria*. 757. *A. irrorata*. 758. *A. faceta*. 759. *A. harutai*. 760. *A. gunsana*. 761. *A. pseudogunsana*. 762. *A. quadrimorpha*. 763. *A. molybdea*. 764. *A. metamorpha*. 765. *A. trigonomorpha*. 766. *A. nigrivena*.



Figs 767-778. Male genitalia of *Abraxas* spp. 767. *A. pusilla*. 768. *A. antipusilla*. 769. *A. sublepida*. 770. *A. tenuisuffusa*. 771. *A. peregrina*. 772. *A. illuminata*. 773. *A. nepalilluminata*. 774. *A. paucinotata*. 775. *A. martaria*. 776. *A. neomartaria*. 777. *A. leopardina*. 778. *A. aesiopsis*.



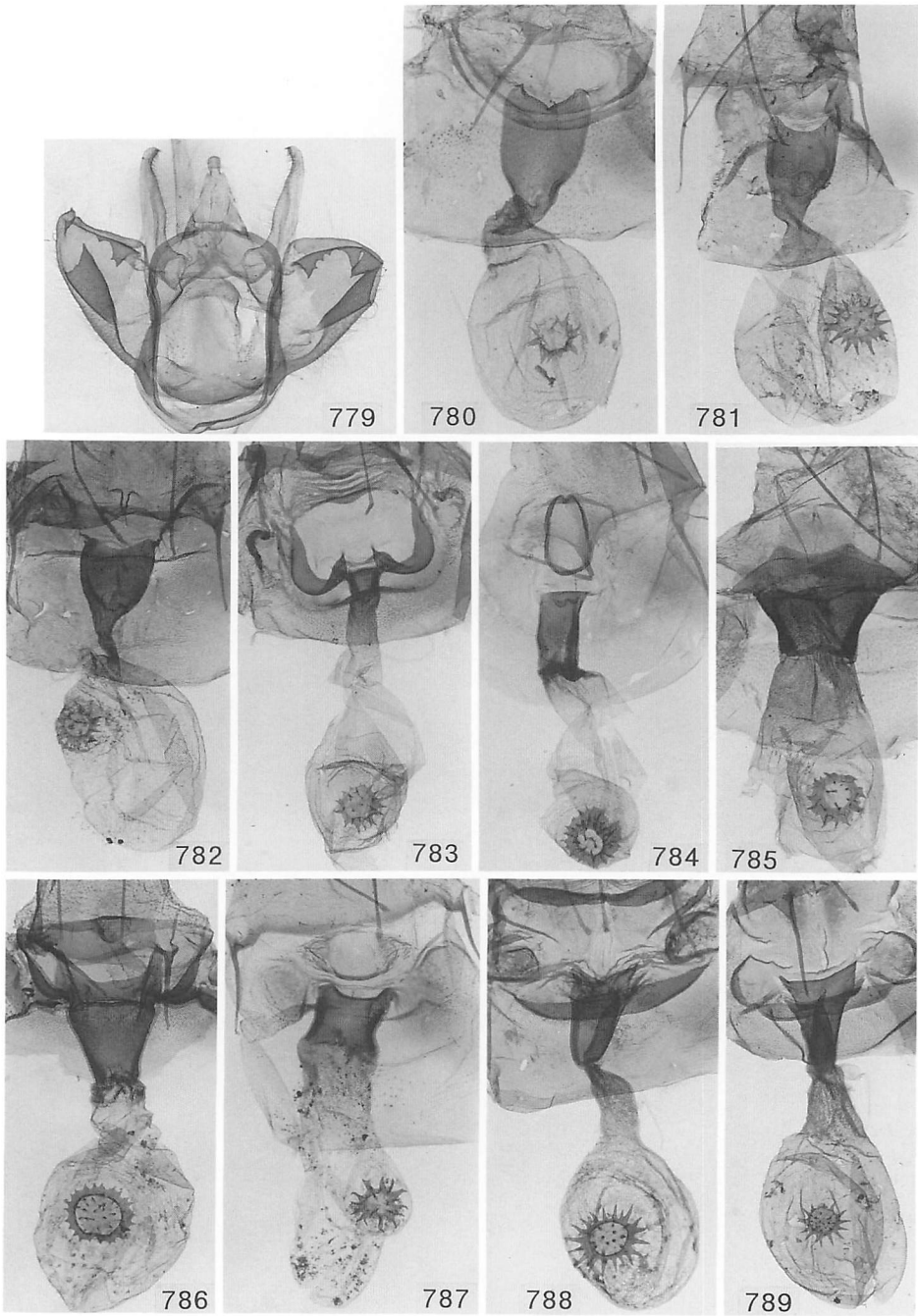
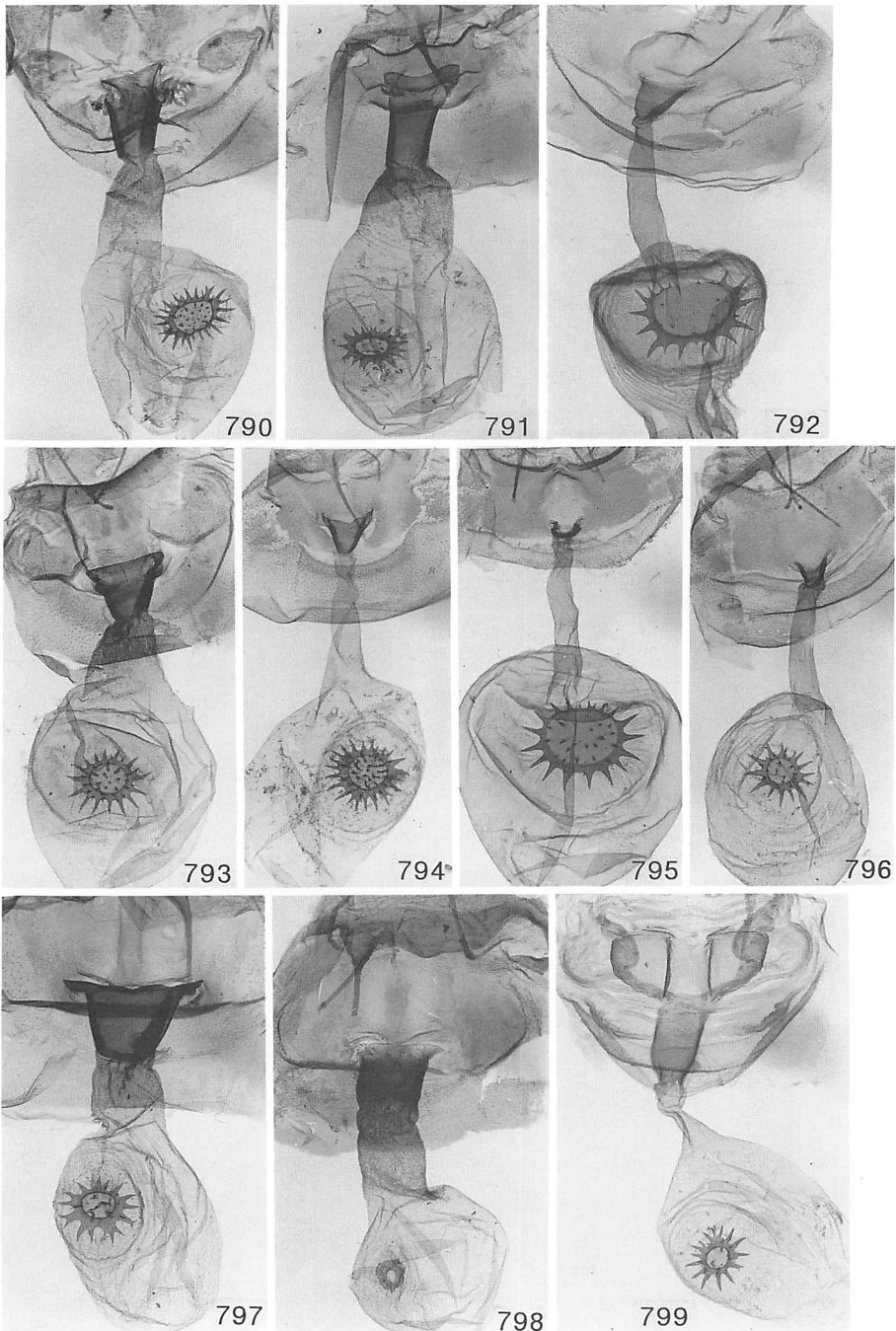
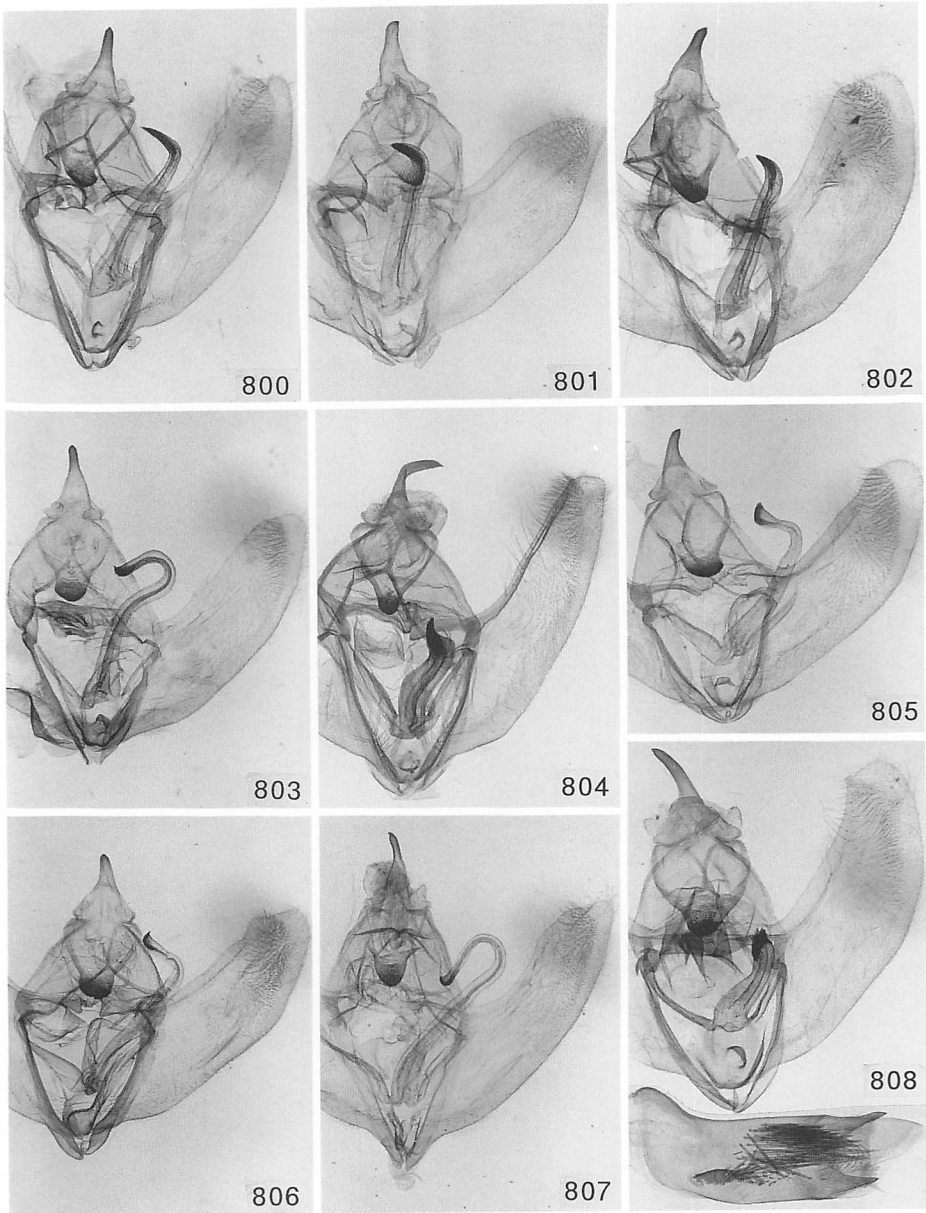


Fig. 779. Male genitalia of *Abraxas circinata*.

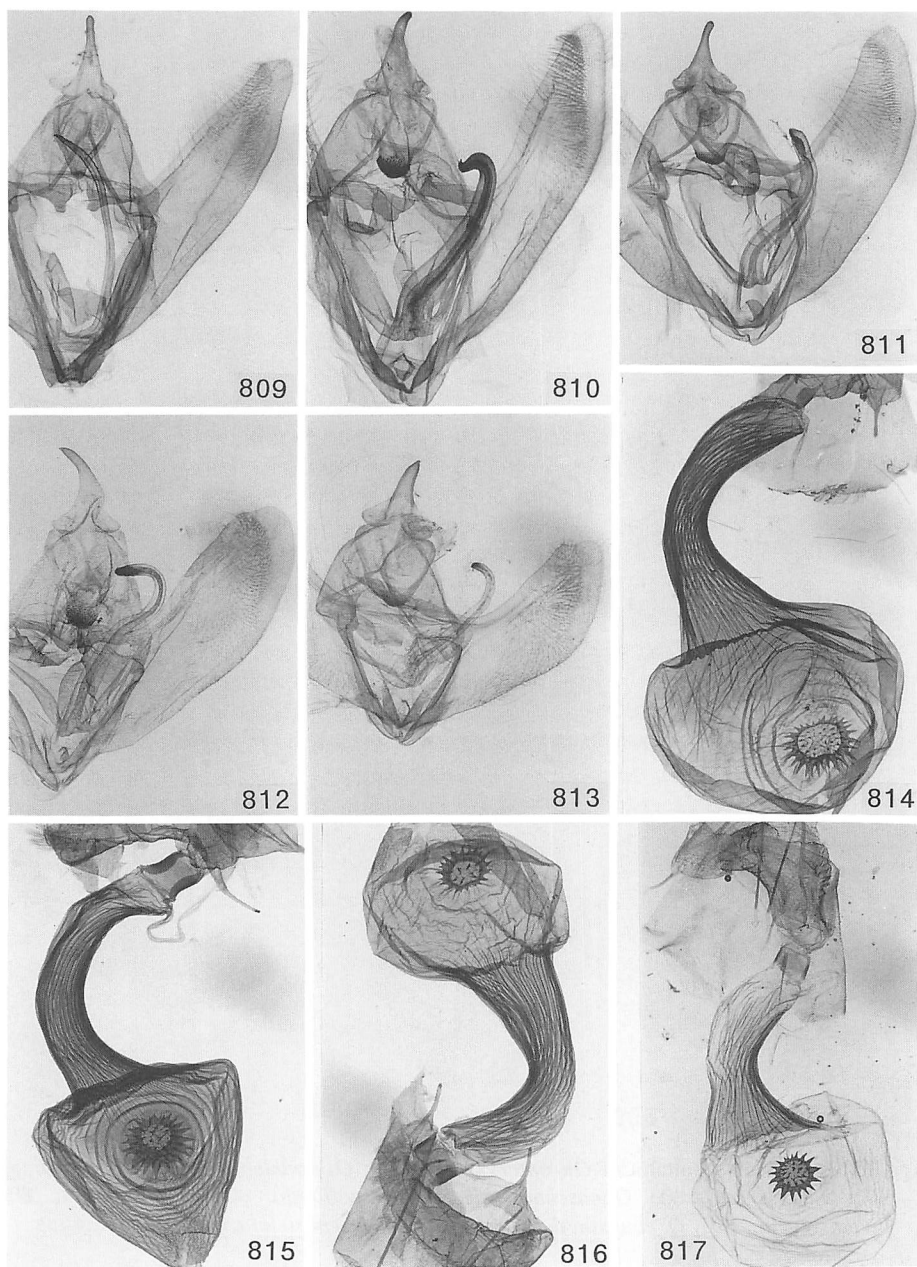
Fig 780-789. Female genitalia of *Abraxas* spp. 780. *A. picaria*. 781. *A. superpicaria*. 782. *A. irrorata*. 783. *A. harutai*. 784. *A. gunsana*. 785. *A. molybdea*. 786. *A. trigonomorpha*. 787. *A. nigrivena*. 788. *A. pusilla*. 789. *A. antipusilla*.



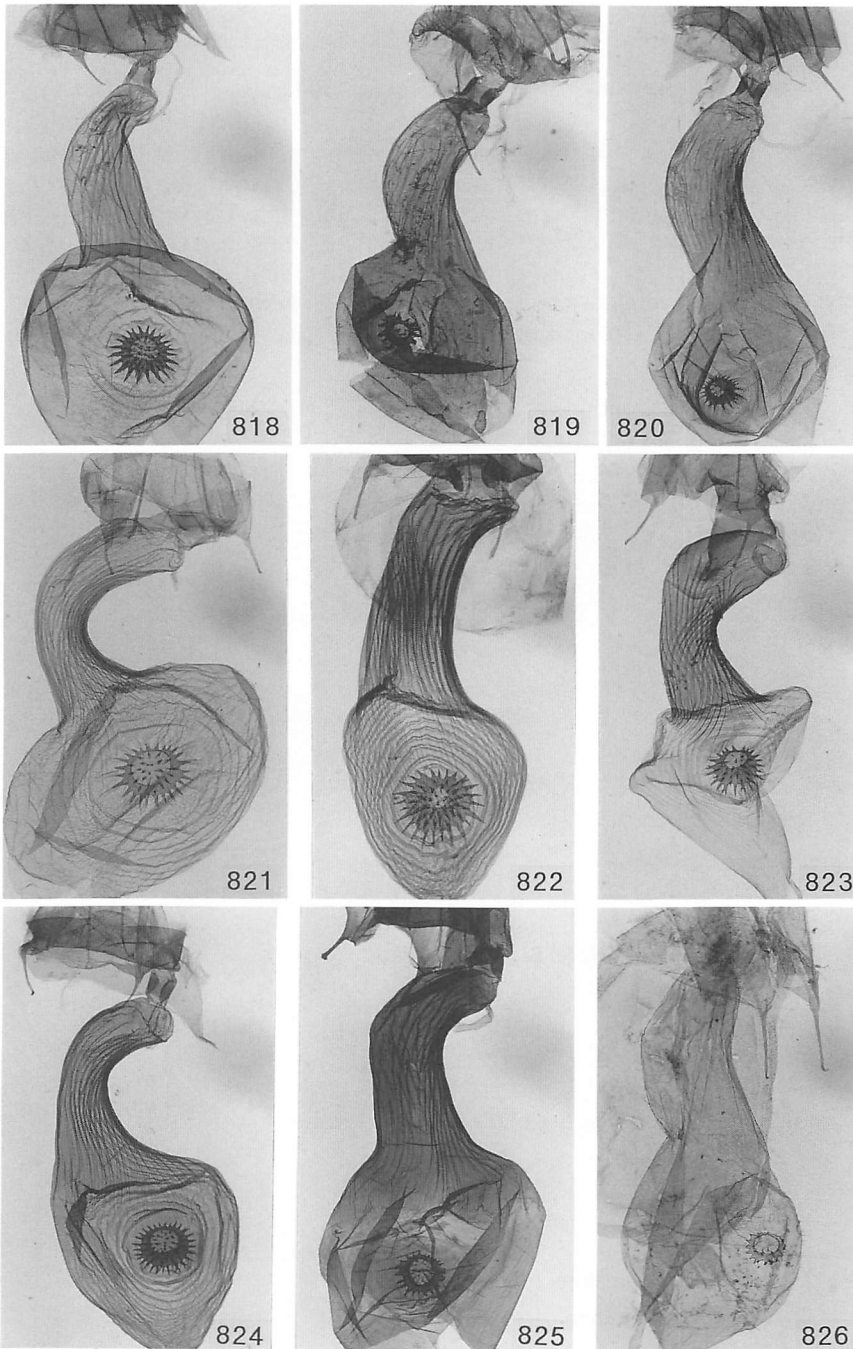
Figs 790-799. Female genitalia of *Abraxas* spp. 790. *A. sublepada*. 791. *A. tenuisuffusa*. 792. *A. peregrina*. 793. *A. illuminata*. 794. *A. nepalilluminata*. 795. *A. martaria*. 796. *A. neomartaria*. 797. *A. leopardina*. 798. *A. aesiopsis*. 799. *A. circinata*.



Figs 800-808. Male genitalia of *Ourapteryx* spp. 800. *O. pseudebuleata*. 801. *O. kantalaria*. 802. *O. nakajimai*. 803. *O. caschmirensis*. 804. *O. pallidula*. 805. *O. postflavata*. 806. *O. pallistrigaria*. 807. *O. ebuleata deliquescens*. 808. *O. consiciata*. Bottom: aedeagus.



Figs 809-813. Male genitalia of *Ourapteryx* spp. 809. *O. contronivea*. 810. *O. nepalensis*.  
811. *O. ravidia*. 812. *O. leucopteron*. 813. *O. abbreviata*.  
Figs 814-817. Female genitalia of *Ourapteryx* spp. 814. *O. pseudebuleata*. 815. *O. kantalaria*.  
816. *O. nakajimai*. 817. *O. caschmirensis*.



Figs 818-826. Female genitalia of *Ourapteryx* spp. 818. *O. pallidula*. 819. *O. postflavata*. 820. *O. pallistrigaria*. 821. *O. ebuleata ebuleata*. 822. *O. consociata*. 823. *O. contronivea*. 824. *O. nepalensis*. 825. *O. ravida*. 826. *O. abbreviata*.

## A list of geometrid moths collected in Langtang Valley in 1992

Hideo Nakajima

19-18 Shimosueyoshi 6, Tsurumi, Yokohama, Kanagawa, 230 Japan

In the summer of 1992, I visited Langtang Valley (Bagmati) in central Nepal to investigate chiefly the moth fauna of higher mountain area. I started the trip on August 3rd, accompanied by Mr Kuniomi Shirakawa. From Kathmandu I traveled by bus to Dhunche (1,960 m), then I trekked Langtang Valley to Kyanjing (3,900 m), arriving August 11th, and came back to Kathmandu on August 16th. During this short trip I captured mainly geometrid moths (Mr Shirakawa collected Noctuidae and other macro moths), and was able to collect 170 species of Geometridae, of which 10 species have not been recorded in this series (parts 1-4).

The collecting data are as follows.

Dhunche (1,960 m): 7, 15. viii. 1992.

Syabru (2,200 m): 8. viii. 1992.

Langtang (3,500 m): 10. viii. 1992.

Kyanjing (3,900 m): 11, 12. viii. 1992.

Lama Hotel (2,390 m): 13. viii. 1992.

In writing this report, I would like to express my hearty thanks to Messrs T. Haruta and K. Shirakawa.

### OENOCHROMINAE

*Ozola sinuicosta* Prout

Dhunche (1,960 m): 1 ♀.

### GEOMETRINAE

*Herochroma baba* Swinhoe

Dhunche (1,960 m): 1 ♂.

*Archaeobalbis usneata* (Felder & Rogenhofer)

Shabru (2,200 m): 1 ♀. Lama Hotel (2,390 m): 1 ♀.

*Pachyodes moelleri* (Warren)

Langtang (3,500m): 1 ♂.

*Pachyodes pictaria* Moore

Dhunche (1,960 m): 1 ♀.

*Pachyodes erionoma erionoma* Swinhoe

Shabru (2,200 m): 2 ♂.

*Pachyodes harutai* Yazaki

Dhunche (1,960 m): 1 ♀.

*Dindica para para* Swinhoe

Shabru (2,200 m): 2 ♂. Lama Hotel (2,390 m): 1 ♀.

*Geometra flavifrontaria* (Guenée)

Lama Hotel (2,390 m): 1 ♂.

*Chloroglyphica variegata* (Butler)

Dhunche (1,960 m): 1 ♂ 1 ♀.

*Mixochlora vittata* (Moore)

Shabru (2,200 m): 1 ♀.

*Neohipparchus vallata* (Butler)

Shabru (2,200 m): 1 ♀.

*Iotaphora iridicolor* (Butler)

Shabru (2,200 m): 1 ♀.

*Ornithospila avicularia* (Guenée)

Shabru (2,200 m): 2 ♂.

*Hemithea ochrolauta* (Warren)

Dhunche (1,960 m): 1 ♀. Shabru (2,200 m): 1 ♀.

*Chlorissa aquamarina* (Hampson)

Dhunche (1,960 m): 1 ♂ 2 ♀.

*Chlorissa distinctaria* (Walker)

Dhunche (1,960 m): 4 ♂ 2 ♀. Shabru (2,200 m): 3 ♂ 3 ♀.

*Thalassodes falsaria* Prout

Dhunche (1,960 m): 1 ♂ 1 ♀. Shabru (2,200 m): 1 ♂.

*Thalassodes antiquadraria* Inoue

Shabru (2,200 m): 1 ♀.

*Hemistola efformata* (Warren)

Langtang (3,500m): 1 ♂. Kyanjing (3,900m): 9 ♂ 9 ♀.

*Paramaxates posterecta* Holloway

Shabru (2,200 m): 1 ♀.

*Jodis ctila* Prout

Dhunche (1,960 m): 1 ♀.

*Jodis kojii* Yazaki

Langtang (3,500m): 2 ♀. Kyanjing (3,900m): 3 ♂ 3 ♀.

*Comibaena tenera* (Warren)

Shabru (2,200 m): 2 ♀. Lama Hotel (2,390 m): 1 ♀.

*Comibaena delineata* Warren

Kyanjing (3,900m): 2 ♂.

*Comostola ovifela* (Warren)

Langtang (3,500m): 1 ♂ 2 ♀.

*Comostola maculata* (Moore)

Dhunche (1,960 m): 1 ♂ 4 ♀.

## STERRHINAE

*Timandra correspondens* Hampson

Dhunche (1,960 m): 1 ♂ 8 ♀. Shabru (2,200 m): 4 ♀. Lama Hotel (2,390 m): 1 ♂.

*Synegiodes sanguinaria* Moore

Dhunche (1,960 m): 1 ♂ 1 ♀. Shabru (2,200 m): 3 ♀.

*Synegiodes hyriaria* (Walker)

Dhunche (1,960 m): 18 ♂ 5 ♀. Shabru (2,200 m): 4 ♂. Lama Hotel (2,390 m): 1 ♂.

*Chrysocraspeda iole* (Swinhoe)

Dhunche (1,960 m): 1 ♂.

*Scopula moorei moorei* (Cotes & Swinhoe)

Shabru (2,200 m): 1 ♀.

*Idaea informis informis* (Warren)

Dhunche (1,960 m): 1 ♀.

## LARENTIINAE

*Trichoptergia rufinotata* (Butler)

Kyanjing (3,900m): 2♂.

*Acasis virettata himalayica* Prout

Shabru (2,200 m): 1♂.

*Naxidia irrorata* (Moore)

Dhunche (1,960 m): 7♂.

*Leptostega asiatica asiatica* (Warren)

Lama Hotel (2,390 m): 2♂2♀.

*Stamnodes depeculata lamarum* Prout

Kyanjing (3,900m): 2♀.

*Euphyia mediovitaria mediovitaria* (Moore)

Dhunche (1,960 m): 2♂. Lama Hotel (2,390 m): 2♂1♀.

*Euphyia subangulata* (Kollar) (Pl. 103: 12)

*Coremia? subangulata* Kollar, [1844], in Hugel, *Kaschmir und das Reich Siek* 4: 490.

Dhunche (1,960 m): 3♂1♀. Shabru (2,200 m): 2♂.

*Xanthorhoe saturata* (Guene)

Dhunche (1,960 m): 1♂.

*Electrophaes aliena* (Butler)

Dhunche (1,960 m): 1♂. Shabru (2,200 m): 2♂1♀. Lama Hotel (2,390 m): 9♂10♀.

*Electrophaes marginata* Yazaki

Shabru (2,200 m): 1♂. Lama Hotel (2,390 m): 1♂.

*Triphosa nigralbata* (Warren)

Langtang (3,500m): 2♂1♀.

*Rheumaptera empodia* (Prout)

Kyanjing (3,900m): 27♂10♀.

*Rheumaptera acis* (Fletcher) (Pl. 103: 6)

*Calocalpe acis* Fletcher, 1961, *Veroff. zool. St.Samml. Munch.* 6: 171, pl. 16, figs 11, 12.

Langtang (3,500m): 18♂23♀.

*Rheumaptera confusaria tarachodes* (Prout)

Kyanjing (3,900m): 6♂5♀.

*Photoscotosia amplicata amplicata* (Walker)

Langtang (3,500m): 2♀. Kyanjing (3,900m): 5♀.

*Photoscotosia fulguritis* Warren

Langtang (3,500m): 1♂. Kyanjing (3,900m): 1♂7♀.

*Photoscotosia polysticha* Prout

Langtang (3,500m): 1♂3♀. Kyanjing (3,900m): 1♀.

*Photoscotosia chlorochrota* Hampson

Langtang (3,500m): 2♂. Kyanjing (3,900m): 5♀.

*Photoscotosia multilinea* Warren

Kyanjing (3,900m): 2♂1♀.

*Photoscotosia indecora* Prout (Pl. 103: 7)

*Photoscotosia indecora* Prout, 1940, in. Seitz, *Gross-Schmett. Erde* 12: 312, pl. 31, row e.

Langtang (3,500m): 2♂. Kyanjing (3,900m): 1♂2♀.

*Photoscotosia nitida* Inoue (Pl. 103: 8)

*Photoscotosia nitida* Inoue, 1982, *Bull. Fac. domest. Sci. Otsuma Wom. Univ.* 18: 145, fig. 15H.

Kyanjing (3,900m): 1♂1♀.

*Photoscotosia albapex* (Hampson)

Kyanjing (3,900m): 2♀.

*Photoscotosia miniosata miniosata* (Walker)

Dhunche (1,960 m): 1♀.



*Amnesicoma simplex* Warren

Kyanjing (3,900m): 3♂6♀.

*Amnesicoma bicolor* (Moore)

Kyanjing (3,900m): 1♂15♀.

*Amnesicoma albiseriata* (Warren)

Kyanjing (3,900m): 3♀.

*Ecliptopera postpallida* (Prout) (Pl. 103: 9)

*Cidaria* (*Ecliptopera*) *postpallida* Prout, 1938, in Seitz, *Gross-Schmett. Erde* 4 (Suppl.): 154, pl. 15, row e.

Kyanjing (3,900m): 1♀.

*Ecliptopera relata* (Butler)

Lama Hotel (2,390 m): 2♂1♀.

*Hysterura multifaria* (Swinhoe)

Lama Hotel (2,390 m): 2♂.

*Lampropteryx albigirata* (Kollar)

Dhunche (1,960 m): 1♂. Shabru (2,200 m): 1♂.

*Xanthorhoe luminosa* Inoue (Pl. 103: 11)

*Xanthorhoe luminosa* Inoue, 1982, *Bull. Fac. domest. Sci. Otsuma Wom. Univ.* 18: 151, fig. 22C.

Kyanjing (3,900m): 1♀.

*Entephria punctatissima* (Warren) (Pl. 103: 10)

*Glaucopteryx punctatissima* Warren, 1893, *Proc. zool. Soc. Lond.* 1893: 368.

Kyanjing (3,900m): 2♂1♀.

*Dysstroma subapicaria* (Moore)

Kyanjing (3,900m): 2♂3♀.

*Dysstroma albiangulata* Warren

Kyanjing (3,900m): 1♂.

*Dysstroma brunneoviridata* Heydemann

Langtang (3,500m): 1♂. Kyanjing (3,900m): 24♂20♀.

*Viidaleppia consimilis* (Warren)

Dhunche (1,960 m): 1♂.

*Venusia sikkimensis* (Elwes)

Kyanjing (3,900m): 1♂.

*Venusia limata* Inoue

Langtang (3,500m): 1♀. Kyanjing (3,900m): 1♂.

*Venusia conisaria* Hampson

Kyanjing (3,900m): 1♂.

*Hydrelia fuscocastanea* Inoue

Kyanjing (3,900m): 1♂.

*Hydrelia rhodoptera* Hampson

Kyanjing (3,900m): 8♂4♀.

*Hydrelia ornata* (Moore)

Shabru (2,200 m): 1♀. Lama Hotel (2,390 m): 1♂.

*Hydrelia bicolorata* (Moore)

Shabru (2,200 m): 6♂.

*Hydrelia sericea* (Butler)

Lama Hotel (2,390 m): 1♂2♀.

*Palpoctenidia phoenicosoma phoenicosoma* (Swinhoe)

Dhunche (1,960 m): 2♀. Shabru (2,200 m): 1♂2♀.

*Laciniodes plurilinearis* (Moore)

Shabru (2,200 m): 3♂.

*Perizoma seriata* (Moore)

Lama Hotel (2,390 m): 4♂ 5♀.

*Physetobasis griseipennis* (Moore)

Shabru (2,200 m): 1♂.

*Physetobasis dentifascia dentifascia* Hampson

Dhunche (1,960 m): 4♂ 1♀. Shabru (2,200 m): 1♂ 1♀.

*Xenoclystia nigroviridata* (Warren)

Lama Hotel (2,390 m): 1♂ 1♀.

*Rhinoplora palpata* (Walker)

Kyanjing (3,900m): 1♂ 1♀. Lama Hotel (2,390 m): 1♂.

*Chloroclystis rubrinotata* (Warren)

Kyanjing (3,900m): 4♀.

*Calluga costalis* Moore

Dhunche (1,960 m): 2♂ 2♀.

*Pseudocollix hypervrythra hypervrythra* (Hampson)

Dhunche (1,960 m): 1♀.

#### ENNOMINAE

*Peratophyga hyalinata hyalinata* (Kollar)

Shabru (2,200 m): 1♀.

*Lomographa anoxys* (Wehrli)

Dhunche (1,960 m): 10♂ 2♀. Shabru (2,200 m): 1♂ 1♀.

*Lomographa platyleucata* (Walker)

Shabru (2,200 m): 4♂.

*Orthocabera sericea brunneiceps* (Warren)

Shabru (2,200 m): 2♂ 1♀.

*Plutodes costatus* (Butler)

Shabru (2,200 m): 1♀.

*Oxymacaria penumbrata nepalensis* (Inoue)

Shabru (2,200 m): 1♂. Lama Hotel (2,390 m): 1♀.

*Godonela khasiana* (Moore)

Dhunche (1,960 m): 1♀. Shabru (2,200 m): 2♂ 1♀.

*Pseudopanthera himalayica* (Kollar)

Dhunche (1,960 m): 3♂ 2♀. Shabru (2,200 m): 1♀.

*Anonychia lativitta* (Moore)

Kyanjing (3,900m): 1♂.

*Hyalinetta circumflexa* (Kollar)

Shabru (2,200 m): 1♂.

*Petelia capitata* (Walker)

Dhunche (1,960 m): 2♂ 1♀. Lama Hotel (2,390 m): 1♀.

*Hypephyra terrosa terrosa* Butler

Dhunche (1,960 m): 1♂.

*Krananda semihyalina* Moore

Shabru (2,200 m): 1♂.

*Luxiaria mitorrhaphes* Prout

Dhunche (1,960 m): 1♂. Lama Hotel (2,390 m): 1♀.

*Luxiaria amasa fasciosa* Moore

Dhunche (1,960 m): 1♂2♀. Shabru (2,200 m): 7♂1♀.

*Obeidia lucifera lucifera* Swinhoe

Dhunche (1,960 m): 1♂2♀. Shabru (2,200 m): 2♀.

*Metapercnia ductaria* (Walker)

Dhunche (1,960 m): 1♀.

*Xenoplia maculata* (Moore)

Shabru (2,200 m): 1♂3♀. Lama Hotel (2,390 m): 3♂1♀.

*Xenoplia foraria* (Guenée)

Shabru (2,200 m): 1♂1♀.

*Metabraxas coryneta* (Swinhoe)

Shabru (2,200 m): 1♀.

*Arichanna flavinigra* Hampson

Langtang (3,500m): 7♀. Kyanjing (3,900m): 7♀.

*Arichanna consocia* (Butler)

Langtang (3,500m): 1♂3♀.

*Arichanna tenebraria* (Moore)

Kyanjing (3,900m): 1♂2♀.

*Arichanna commixta* (Warren)

Kyanjing (3,900m): 3♀.

*Arichanna biquadrata* Warren (Pl. 103: 13)*Arichanna biquadrata* Warren, 1893, *Proc. zool. Soc. Lond.* 1893: 423.

Kyanjing (3,900m): 2♂11♀.

*Arichanna violacea* (Warren) (Pl. 103: 14)*Paricterodes* (?) *violacea* Warren, 1893, *Proc. zool. Soc. Lond.* 1893: 391, pl. 30, fig. 12.

Langtang (3,500m): 1♀. Kyanjing (3,900m): 1♂35♀.

*Arichanna sinica* Wehrli

Dhunche (1,960 m): 5♀. Shabru (2,200 m): 1♂11♀. Lama Hotel (2,390 m): 2♂.

*Arichanna furcifera* Moore

Dhunche (1,960 m): 1♂.

*Arichanna ramosa ramosa* (Walker)

Dhunche (1,960 m): 1♀. Shabru (2,200 m): 1♂4♀.

*Alcis leucophaea* Fletcher

Langtang (3,500m): 3♂10♀. Kyanjing (3,900m): 13♂3♀.

*Alcis latifasciata* (Warren)

Langtang (3,500m): 1♂.

*Alcis athola* (Prout)

Lama Hotel (2,390 m): 24♂4♀.

*Alcis variegata* (Moore)

Dhunche (1,960 m): 1♂1♀.

*Alcis decussata* (Moore)

Shabru (2,200 m): 1♀.

*Harutalcis atrostipata* (Walker)

Kyanjing (3,900m): 1♂2♀. Shabru (2,200 m): 1♀.

*Deinotrichia cervina* Warren

Langtang (3,500m): 1♀. Kyanjing (3,900m): 1♂7♀.

*Uliura combustaria* (Walker)

Kyanjing (3,900m): 1♂.

*Cleora fraterna* (Moore)

Dhunche (1,960 m): 6♂4♀. Shabru (2,200 m): 6♂3♀.

*Paradarisa comparataria comparataria* (Walker)

Shabru (2,200 m): 1♀.

*Gastrocome pannosaria pannosaria* (Moore)

Shabru (2,200 m): 2♂1♀.

*Myrioblephara duplex* (Moore)

Dhunche (1,960 m): 2♂. Lama Hotel (2,390 m): 9♂1♀.

*Myrioblephara planaria* (Swinhoe)

Dhunche (1,960 m): 1♀. Shabru (2,200 m): 3♀.

*Myrioblephara idaeoides* (Moore)

Dhunche (1,960 m): 5♀. Shabru (2,200 m): 2♂1♀.

*Ectropis dentilineata* (Moore)

Dhunche (1,960 m): 2♂. Shabru (2,200 m): 1♂.

*Menophra retractaria* (Moore)

Dhunche (1,960 m): 2♂. Shabru (2,200 m): 5♂3♀.

*Chorodna vulpinaria* Moore

Dhunche (1,960 m): 1♂. Shabru (2,200 m): 13♂1♀. Lama Hotel (2,390 m): 4♂.

*Dalima schistacearia* Moore

Shabru (2,200 m): 1♀.

*Dalima truncataria* (Moore)

Shabru (2,200 m): 1♀.

*Xandrames albofasciata albofasciata* Moore

Shabru (2,200 m): 1♂.

*Amblychia pardicelata* Walker

Shabru (2,200 m): 1♂.

*Biston falcata* (Warren)

Kyanjing (3,900m): 5♂2♀.

*Opisthograptis tridentifera* (Moore)

Langtang (3,500m): 1♀. Kyanjing (3,900m): 26♂24♀.

*Opisthograptis sulphurea* (Butler)

Kyanjing (3,900m): 2♂2♀.

*Opisthograptis rumiformis* (Hampson)

Kyanjing (3,900m): 5♀.

*Opisthograptis mimulina* (Butler)

Kyanjing (3,900m): 1♀.

*Thinopteryx crocoptera assamensis* Swinhoe

Dhunche (1,960 m): 1♀. Shabru (2,200 m): 3♀.

*Thinopteryx citrina* Warren

Dhunche (1,960 m): 1♀.

*Psyra annulifera* (Walker)

Shabru (2,200 m): 1♂.

*Psyra spurcataria* (Walker)

Shabru (2,200 m): 1♂2♀.

*Psyra cuneata* Walker

Shabru (2,200 m): 1♀.

*Odontopera kanchai* Yazaki

Langtang (3,500m): 1♀. Lama Hotel (2,390 m): 1♀.

*Odontopera cervinaria* (Moore)

Dhunche (1,960 m): 1♂.

*Odontopera rubescens* Inoue

Shabru (2,200 m): 1♂ 1♀.

*Odontopera kametaria* (Felder & Rogenhofer) (Pl. 103: 15)*Colotois kametaria* Felder & Rogenhofer, 1875, *Reise öst. Fregatte Novara* (Zool.) 2: pl. 133, fig. 28.

Shabru (2,200 m): 1♂.

*Tanaoctenia haliaria* (Walker)

Shabru (2,200 m): 1♂ 5♀.

*Fascellina plagiata plagiata* (Walker)

Shabru (2,200 m): 6♂.

*Garaeus apicata apicata* (Moore)

Dhunche (1,960 m): 2♂. Shabru (2,200 m): 5♂. Lama Hotel (2,390 m): 1♂.

*Garaeus specularis specularis* Moore

Dhunche (1,960 m): 1♂. Shabru (2,200 m): 2♂.

*Garaeus cruentatus* Butler

Dhunche (1,960 m): 1♂. Shabru (2,200 m): 5♂ 2♀.

*Entomopteryx obliquilinea obliquilinea* (Moore)

Dhunche (1,960 m): 1♀.

*Mimomiza cruentaria* (Moore)

Dhunche (1,960 m): 1♀. Shabru (2,200 m): 1♀.

*Hypochrosis rufescens* (Butler)

Dhunche (1,960 m): 2♂ 1♀. Shabru (2,200 m): 1♂ 4♀.

*Hypochrosis abstractaria* (Walker)

Dhunche (1,960 m): 2♂ 1♀.

*Plagodis inustaria* (Moore)

Shabru (2,200 m): 1♂ 2♀.

*Nothomiza dentisignata* (Moore)

Shabru (2,200 m): 1♀. Lama Hotel (2,390 m): 4♀.

*Mimochroa viridescens* Warren

Langtang (3,500m): 1♂. Lama Hotel (2,390 m): 2♂.

*Mimochroa lugens* (Butler)

Lama Hotel (2,390 m): 1♂.

*Aplochloa vivilaca* (Walker)

Shabru (2,200 m): 1♂ 2♀.

*Heterolocha phaenicotaeniata* (Kollar)

Dhunche (1,960 m): 5♂ 1♀. Shabru (2,200 m): 2♂. Lama Hotel (2,390 m): 4♂.

*Heterolocha patalata* Felder & Rogenhofer

Shabru (2,200 m): 1♀.

*Sirinopteryx rufivinctata* (Walker)

Dhunche (1,960 m): 1♀.

*Corymica spatiosa* Prout

Dhunche (1,960 m): 3♀. Shabru (2,200 m): 1♀.

*Corymica specularia* Moore

Shabru (2,200 m): 1♂. Lama Hotel (2,390 m): 1♀.

## More hawkmoths from Nepal

Sei Sakurai

16-18, Shinkanazawa, Niitsu, Niigata, 956

In 1986, I visited Nepal as a specialist of fruit-tree pest and tried to collect moths several nights. As it was in September and October, I could not get so many moths in spite of doing moth-collecting in rather lower places. Geometridae, Noctuidae and some other families of my collection were already recorded in part 3 of this series by K. Yazaki, R. Sato and K. Yoshimoto. I am going to record hereunder about Sphingidae in my small collection. I express my thanks to Mr T. Haruta, the editor who gave me an opportunity to publish this report.

*Agrius convolvuri* (Linnaeus)

[Janakpur] Bijayachhap (1,100 m): 1♂ 1♀, 4-5. x. 1986. Sindhulimadi (550 m): 1♀, 2. x. 1986.

*Acherontia lachesis* (Fabricius)

[Janakpur] Bijayachhap (1,100 m): 2♂, 4-5. x. 1986. Chapauli (150 m): 1♀, 6. x. 1986.

*Acherontia styx styx* (Westwood)

[Bheri] Nepalganj (150 m): 1♂, 26. ix. 1986.

*Megacorna obliqua* (Walker) (Pl. 104: 7)

*Macrosila obliqua* Walker, 1856, *List Specimens lepid. Insects Colln Br. Mus.* 8: 208.

[Janakpur] Chapauli (150 m): 1♂, 6. x. 1986.

This may be the first record from Nepal. This species is widely distributed in E. Himalaya, Myanmar, Sri Lanka, Sundaland to Papuasias, but seems to be rare everywhere except Sundaland.

*Psilogamma menephron menephron* (Cramer)

[Janakpur] Chapauli (150 m): 1♀, 6. x. 1986.

*Daphnis hypothous hypothous* (Cramer)

[Janakpur] Bijayachhap (1,100 m): 1♂, 4. x. 1986.

*Eupanacra valiolora* (Walker) (Pl. 104: 5)

*Panacra valiolora* Walker, 1856, *List Specimens lepid. Insects Colln Br. Mus.* 8: 156.

[Janakpur] Sindhulimadi (550 m): 1♂, 3. x. 1986.

*Eupanacra mydon mydon* (Walker)

[Janakpur] Sindhulimadi (550 m): 2♂, 3. x. 1986. [Mechi] Jhapa, Madanpur (750 m): 1♂, 22. x. 1986.

*Hippotion celerio* (Linnaeus)

[Janakpur] Bijayachhap (1,100 m): 2♂, 5. x. 1986.

*Hippotion boerhaviae* (Fabricius)

[Janakpur] Bijayachhap (1,100 m): 4♂ 1♀, 4-5. x. 1986. Chapauli (150 m): 1♂, 6. x. 1986. [Bheri] Nepalganj (150 m): 1♂ 1♀, 25. ix. 1986.

*Theretra nessus* (Drury)

[Janakpur] Bijayachhap (1,100 m): 1♂, 4. x. 1986. Sindhulimadi (550 m): 1♀, 2. x. 1986.

*Theretra clotho clotho* (Drury)

[Bagmati] Kathmandu (1,400 m): 1 ♀, 2. ix. 1986.

*Theretra alecto alecto* (Linnaeus)

[Janakpur] Bijayachhap (1,100 m): 1 ♀, 4. x. 1986. Sindhulimadi (550 m): 1 ♂, 2. x. 1986.

[Bagmati] Kathmandu (1,400 m): 20. ix. 1986. [Lumbini] Tansen (1,800 m): 1 ♂, 13. x. 1986.

*Theretra lycetus* (Cramer) (Pl. 104: 6)

*Sphinx lycetus* Cramer, [1776], *Uitlandshe Kapellen* 1: 96, pl. 61, fig. d.

[Janakpur] Sindhulimadi (550 m): 1 ♂, 3. x. 1986.

*Theretra oldenlandiae* (Fabricius)

[Mechi] Madanpur (750 m): 1 ♂, 22. x. 1986. [Bheri] Nepalganj (150 m): 2 ♂, 25. ix. 1986.

*Theretra silhetensis silhetensis* (Walker)

[Bheri] Nepalganj (150 m): 1 ♀, 26. ix. 1986.

*Pergesa actea* (Cramer)

[Bheri] Nepalganj (150 m): 1 ♂, 25. x. 1986.

*Rhagastis castor aurifera* (Butler)

[Janakpur] Bijayachhap (1,100 m): 1 ♂, 5. x. 1986.

## Microlepidoptera and Pyraloidea of Nepal – a checklist and bibliography

Gaden S. Robinson,<sup>1)</sup> Klaus Sattler,<sup>1)</sup> Michael Shaffer,<sup>1)</sup> Kevin R. Tuck<sup>1)</sup> and Michael G. Allen<sup>2)</sup>

<sup>1)</sup> Department of Entomology, The Natural History Museum, Cromwell Road, London SW7 5BD, UK

<sup>2)</sup> Bar Lodge, Harewood Estate, Harewood, Leeds LS17 9LQ, UK.

**Abstract** Forty-one families of Microlepidoptera and Pyraloidea are recorded from Nepal, with details of the localities from which specimens have been collected. Records are culled from the literature and from the collections of the Natural History Museum, London. A total of 1551 species is listed, of which 783 species are identified to species, and a further 768 species are noted that we recognise as distinct morphospecies but have identified only to family. A standardized list of 127 localities is given, including those from which the authors have collected as well as those mentioned in literature. Greater detail is provided of localities from which the authors and other workers have made frequent collections. The bibliography includes 54 references.

### Introduction

Until 1947 Nepal was a country effectively closed to Europeans and its isolationist policy militated against any detailed biological exploration. With the remarkable exception of Sir Joseph Hooker's exploration of East Nepal in 1848, such collections as were made were from the Terai and from the Kathmandu Valley, all other areas being proscribed. Sheals & Inglis (1965) have reviewed the history of biological investigations in Nepal. Few collectors before 1947 paid any attention to Lepidoptera, even less to Microlepidoptera. However, the holotypes of *Compsoctena reductella*, *Hepialiscus nepalensis*, *Yponomeuta minuellus* and *Cerace onustana* originate from one of the earliest collections from Nepal, that made by or under the direction of Edward Gardner, the first British Resident at Kathmandu, between 1816 and about 1822. The specimens were presented to Major-General Thomas Hardwicke who, in turn, presented them to the British Museum. Francis Walker eventually described them in 1856 and 1863.

No further Microlepidoptera appear to have been collected in Nepal until 1937 when a very small collection (now in the Natural History Museum, London – formerly the British Museum (Natural History) – BMNH) was made (as part of a much larger collection of Lepidoptera) by Lt-Col. F. M. Bailey, British Resident at Kathmandu from 1935–38 (see Bailey, 1951). The Microlepidoptera are from lower elevations and are papered: the collection has been studied only superficially. A very small number of Microlepidoptera was collected for the BMNH in 1949 by Dr Oleg Polunin on the Himalayan Committee Expedition – the first expedition to Nepal since that of Hooker (Polunin, 1950).

Since 1949 Nepal has been the venue for a number of scientific expeditions engaged in the collection and field-study of a wide variety of groups of plants and animals. A series of expeditions concentrating on entomological studies in Nepal have been mounted by the Zoologische Sammlung des Bayerischen Staates, Munich (ZSB), by a variety of Japanese institutes and individuals, and by the British Museum (Natural History) (BMNH). Expeditions by ZSB during which Microlepidoptera were collected were mounted in 1955, 1962, 1964 and 1967. Itineraries of the 1962 and 1964 expeditions have been published by, respectively, Ebert (1966) and Dierl (1966). Material from the 1955 expedition has been published by Diakonoff (1964); numerous authors have published material from the 1962,



1964 and 1967 expeditions. Japanese expeditions to Nepal collected Microlepidoptera in 1962 (see Yasuda, 1969), 1963, 1968 (see Kumata, 1973), 1971, 1975 and 1983 (see Yasuda, 1978, for details of the 1963, 1971 and 1975 expeditions); most of the material from these expeditions is in the Entomological Institute of Hokkaido University, Sapporo (EIHU). Since then, numerous individuals and groups from, most notably, Japan have visited Nepal and collected Lepidoptera.

The then British Museum (Natural History) sent expeditions to Nepal in 1952, 1954 and 1961-62 (Williams, 1953; Sykes, 1955-56; Sheals & Inglis, 1965); the last expedition brought back a small number of Lepidoptera collected by Dr K. Hyatt including some Microlepidoptera. In 1983 a further expedition (G. S. Robinson, K. R. C. Tuck and M. J. D. Brendell) was sent to Nepal to collect specifically Microlepidoptera and Coleoptera. Further extensive collections of Microlepidoptera were made for the BMNH by Col. M. G. Allen during six years' residence in Nepal (1982-1985; 1989-1991). Descriptions of the sites visited by the 1983 BMNH Expedition and by Col. Allen are given below along with an itinerary for the expedition.

This paper is an attempt to provide an up-to-date summary of the Microlepidoptera of Nepal. It does not provide any analysis and the nomenclature used is not claimed to be definitive. It is intended more as a handy reference guide and as an incentive to further study, collecting and field-work. The list is intended to include all published records of Microlepidoptera from Nepal; it also includes a substantial number of new records based on material in the collection of The Natural History Museum, London, recently collected by Col. Allen and by the 1983 expedition. A very small number of the new records are based on older BMNH specimens collected by Bailey, Polunin and Hyatt. Additionally, through the courtesy of Dr T. Kumata, we have been able to examine some of the material collected by the Japanese expeditions and deposited in EIHU.

In the checklist below, families, genera within families, and species within genera are arranged in alphabetical order. The name of each species is followed by that of its author; the inclusion of the date of its original description and a page-reference indicates that the original description is of interest in the context of Nepal and that the reference is cited in the bibliography at the end of this paper. For each species, any genera in which it has previously been placed in literature relating to Nepal are given in brackets, followed by any synonyms (preceded by "=") that are relevant to an understanding of the species' history in the context of Nepal. The recorded distribution of the species in Nepal is given, using a two-letter locality code (see 'Localities' for interpretation of these codes). Distribution records are those culled from the references cited, augmented by label data from specimens in the BMNH or EIHU ("BMNH" or "EIHU" in lieu of a reference).

### **Contributors and acknowledgments**

Introductory material, literature records, compilation and editing are by Robinson. Substantial contributions of records have been made by Dr K. Sattler, Mrs L. M. Pitkin and Miss M. Tobin (Gelechioidea), Mr K. Tuck (Tortricoidea) and Mr M. Shaffer (Alucitoidea, Pterophoroidea, Pyraloidea, Thyridoidea). Robinson is responsible for all other groups. Mounting, labelling and preliminary sorting of Col. Allen's material and of specimens from the 1983 BMNH expedition was carried out by Miss M. Tobin.

Notes on localities are by Col. Allen, with additional material from Robinson.

The 1983 BMNH expedition to Nepal was made possible through the unstinting efforts of Col. Allen who arranged the itinerary, transport and logistics and worked with us in the field. We are most grateful to him and to Mrs Allen for their hospitality in Kathmandu and to Mrs

Allen for her invaluable help in the organization of equipment and rations and in keeping track of the expedition's accounts.

Accommodation at the British Ambassador's Bungalow at Kakani was generously made available to us by His Excellency Mr J. B. Denson, CMG, British Ambassador to the Kingdom of Nepal. Transport and accommodation in the Royal Chitwan National Park were provided by the Park authorities to whom we are most grateful for their assistance and their interest in our activities. We are grateful to Mr M. Cheney of Sherpa Cooperative Trekking and to his staff for their cheerful and competent assistance with the "high-altitude phase".

Col. Allen's collections from Nepal include more than 8000 Microlepidoptera and even larger numbers of Macrolepidoptera, Coleoptera and Hymenoptera. All this material, of considerable scientific importance, has been given to The Natural History Museum, London, and this splendid donation is gratefully acknowledged.

### Locality codes

Nepalese administrative zones are given, where known; regional divisions are indicated in parentheses thus: (FW) = Far Western; (MW) = Mid Western; (W) = Western; (C) = Central; (E) = Eastern.

- AV:** Arun Valley, nr Num, Koshi (E), 1500 m (M. G. Allen)  
**BA:** Bardia, Terai, Bheri (MW), 330 m (1100') (M. G. Allen)  
**BB:** Batrawata-Ramche, Bagmati (C), (1975 Jap. Exp.)  
**BD:** Bhandar, Sagarmatha (E), 2200 m (1964 ZSB Exp.)  
**BE:** Beding, Rolwaling Valley, Janakpur (C), 3600-3800 m (1983 Jap. Exp.)  
**BH:** Bhimpedi, Narayani (C), 400 m (1962 ZSB Exp.)  
**BJ:** Bujan, Sagarmatha (E), 2900 m (1964 ZSB Exp.)  
**BK:** Bi Khola, Sagarmatha (E), 2300-2700 m (1962 ZSB Exp.)  
**BL:** Balaju: Jamachok, Kathmandu Valley, Bagmati (C), 1400-2000 m (1968 Jap. Exp./ 1983 Jap. Exp.)  
**BN:** Bhainse Dobhan, Narayani (C), 730 m (1967 ZSB Exp.)  
**BO:** Bonch, Dolakha, Janakpur (C), 2000 m (Kawabe & Sakurai, 1988)  
**BR:** Barang (?) (BMNH specimen: *ex* Saunders coll.)  
**BS:** Basantapur, 32 km N of Dharan, Koshi (E), rhododendron-oak-pine forest, 1825 m (M. G. Allen)  
**BT:** Biratanti, Gandaki (W), 1150 m (1968 Jap. Exp.)  
**BU:** Butwal, Lumbini (W), degraded sal / riverine forest, 250 m (M. G. Allen)  
**BY:** Bijayacchap, Sindhuli, Janakpur (C), 1100 m (Kawabe & Sakurai, 1988)  
**BW:** Belwa, Rapti Tal, Narayani (C), 350 m (1967 ZSB Exp.)  
**CA:** Chautara, Bagmati (C), 1700 m (1983 BMNH Exp./ M. G. Allen)  
**CD:** Chandrung, Kaski, Gandaki (W), 1920 m (Inoue, 1994)  
**CG:** Chisapani Garhi, Narayani (C), 1600 m (1967 ZSB Exp.)  
**CH:** Chukhung, Sagarmatha (E), 4800-5000 m (1964 ZSB Exp.)  
**CI:** Charikot, Janakpur (C), 2000 m (1983 Jap. Exp.)  
**CK:** Carikhola, Sagarmatha (E), 2700 m (1964 ZSB Exp.)  
**CL:** Chialsa, Sagarmatha (E), 2700 m (1964 ZSB Exp.)  
**CN:** Chaunricharka, Sagarmatha (E), 2400 m (1964 ZSB Exp.)  
**CP:** Chapauli, Sidhuli, Janakpur (C), 1300 m (Kawabe & Sakurai, 1988)  
**CR:** Choche Ridge (=Choche Lekh), Bagmati (C), 3200-3500 m (10500-11500') (1983 BMNH Exp./ M. G. Allen)  
**CS:** Chusa Kharka, Rolwaling Valley, Janakpur (C), 3400 m (1983 Jap. Exp.)  
**CT:** Chaunri Khola Tal, Bagmati (C), 1600 m (1964 ZSB Exp.)

- CW:** Chitwan National Park, Sauraha, and Tiger Tops Lodge, Narayani (C), 250 m (820') (1983 BMNH Exp./ M. G. Allen)
- CY:** Chyaubas, Bagmati (C), 1800–2200 m (1964 ZSB Exp.)
- DC:** Dunche, Bagmati (C), 2000 m (1968 Jap. Exp.)
- DD:** Dandeldhura, Mahakali (FW), 2000 m (6550') (M. G. Allen)
- DG:** Devi Ghat, Narayangarh, Narayani (C), 250 m (820') (M. G. Allen)
- DH:** Dharan, Terai, Koshi (E), 330 m (M. G. Allen)
- DI:** Dalaincha, Taplejung (E), 2400 m (1962 Jap. Exp.)
- DK:** Dudh Kosi Tal, Sagarmatha (E), 3300–3500 m (1962 ZSB Exp./ 1964 ZSB Exp.)
- DL:** Dolalghat (=Daulaghat), Bagmati (C), 950 m (3100') (1964 ZSB Exp./ M. G. Allen)
- DM:** Daman, Mahabharat Lekh, Narayani (C), 2500 m (1983 Jap. Exp.)
- DN:** Dhankuta, Koshi (E), 1200 m (1963 Jap. Exp.)
- DO:** Dongo Kharka, Rolwaling Valley, Janakpur (C), 2800 m (1983 Jap. Exp.)
- DP:** Dingpoche, Sagarmatha (E), 4400 m (1964 ZSB Exp.)
- DQ:** Daman Pass, Kathmandu, Bagmati (C), 2330 m (Inoue, 1994)
- DU:** Duguna Garhi, above Bhote Khosi R., Bagmati (C), 2150 m (M. G. Allen)
- GB:** Gusum Bhanjyang, Helambu, Bagmati (C), 2600 m (1967 ZSB Exp.)
- GG:** Ghilinggaon, Mustangbhot, Dhawalagiri (W), 3900 m (1955 ZSB Exp.)
- GH:** Ghasa, Dhawalagiri (W), 2000 m (1968 Jap. Exp.)
- GK:** Gokarna, Bagmati (C), 1350 m (4400') (1983 BMNH Exp./ M. G. Allen)
- GN:** Gongar, Janakpur (C), 1400 m (1983 Jap. Exp.)
- GS:** Gosainkund, Bagmati (C), 3300 m (1968 Jap. Exp.)
- GV:** Godavari (= Godaveri, Godawari) Bagmati (C), 1600–1800 m (5200–5800') (1964 ZSB Exp./ 1967 Exp./ 1968 Jap. Exp./ 1983 BMNH Exp./ 1983 Jap. Exp./ M. G. Allen)
- HB:** Hile Bhanjyang, Bagmati (C), 3500–3700 m (11500–12000') (1983 BMNH Exp./ M. G. Allen)
- ID:** Iladanda, Taplejung (E), 3000 m (1962 Jap. Exp.)
- JB:** Jubing, Sagarmatha (E), 1600 m (1964 ZSB Exp.)
- JH:** Jhawani, Rapti Tal, Narayani (C), 200 m (1967 ZSB Exp.)
- JN:** Junbesi, Sagarmatha (E), 2750 m (1964 ZSB Exp.)
- JR:** Jiri, Janakpur (C), 1900–2000 m (1962 ZSB Exp./ 1964 ZSB Exp.)
- JU:** Jubing, Sagarmatha (E), 2600 m (1964 ZSB Exp.)
- KA:** Kabre, Dlakha, Janakpur (C), 1760 m (Inoue, 1994)
- KB:** Kabre, Bagmati (C), 1800 m (1964 ZSB Exp.)
- KC:** Kathmandu, Chauni, Bagmati (C), 1400 m (1967 ZSB Exp.)
- KH:** Kehami, Mustangbhot, Dhawalagiri (W), 3700 m (1955 ZSB Exp.)
- KI:** Khimti Khola, Sagarmatha (E), 2000 m (1964 ZSB Exp.)
- KJ:** Khumjung (=Khumdzung), Sagarmatha (E), 3800–4300 m (1962 ZSB Exp./ 1964 ZSB Exp.)
- KK:** Kakani, Bagmati (C), 2070 m (6800') (1983 BMNH Exp./ M. G. Allen / Kawabe & Sakurai, 1988)
- KM:** Kathmandu, Bagmati (C), 1320 m (4330') (1962 ZSB Exp./ 1964 ZSB Exp./ 1968 Jap. Exp./ 1983 BMNH Exp./ M. G. Allen / Kawabe & Sakurai, 1988)
- KR:** Kirtipur, Kathmandu, Bagmati (C), 1300 m (Kawabe & Sakurai, 1988)
- KS:** Khurumsang, Bagmati (C), 2500 m (1968 Jap. Exp.)
- KT:** Katakote, Janakpur (C), 2300 m (1964 ZSB Exp.)
- KU:** Kuinibisona, Bagmati (C), 2000 m (1968 Jap. Exp.)
- LK:** Likhu Khola, Sagarmatha (E), 1700–2000 m (1964 ZSB Exp.)
- LV:** Langtang Valley, Bagmati (C), 3850 m (see Bigot & Picard, 1987)
- LW:** Leware, Pokhara, Gandaki (W), 1500 m (1955 ZSB Exp.)
- MA:** Madanpur, Nuwakot, Bagmati (C), 750 m (Kawabe & Sakurai, 1988)

- MD:** Malipu-Dolakha, Janakpur (C), 1000-1700 m (1983 Jap. Exp.)  
**MG:** Megouli, Rapti Tal, Narayani (C), 300 m (1962 ZSB Exp.)  
**MI:** Maidan, Sindu Palchok, Balephi R. Valley, Bagmati (C), edge of rhododendron-oak-hemlock forest, 2400 m (M. G. Allen)  
**MK:** Mulkharka, Kathmandu Valley, Bagmati (C), 2000 m (1983 Jap. Exp.)  
**MN:** Manidingma, Solukhumbu, Sagarmatha (E), 2240 m (Inoue, 1994)  
**MP:** Mahadeo Pokhari, Nagarkot, Bagmati (C), 2100 m (1963 Jap. Exp.)  
**ND:** Naudanda, Kaski, Gandaki (W), 1470 m (Inoue, 1994)  
**NG:** Nepalganj, Terai, Bheri (MW), 200 m (M. G. Allen / Kawabe & Sakurai, 1988)  
**NK:** Nagarkot, Bagmati (C), 1500 m (1937 Bailey Exp.: BMNH)  
**NL:** Nauling Lekh, Bagmati (C), 2900 m (9500') (1983 BMNH Exp./ M. G. Allen)  
**NP:** Natepani, Pokhara, Gandaki (W), (1971 Jap. Exp.)  
**PA:** Pathraia, Terai Forest, Narayani (C), 300 m (1983 Jap. Exp.)  
**PB:** Phaeda Bazaar, Bagmati (C), 1800 m (1964 ZSB Exp.)  
**PC:** Phulchouki (= Phulchoki, Pultschuk, Phulcoki), Bagmati (C), 2300-2700 m (7550-8800') (1964 ZSB Exp./ 1967 ZSB Exp./ 1983 BMNH Exp./ M. G. Allen)  
**PG:** Pangpoche, Sagarmatha (E), 4000 m (1964 ZSB Exp.)  
**PH:** Pheriche (=Periche), Sagarmatha (E), 4350 m (1962 ZSB Exp.)  
**PK:** Pokhara, Gandaki (W), 950 m (3600') (1968 Jap. Exp./ 1971 Jap. Exp./ M. G. Allen / Kawabe & Sakurai, 1988)  
**PM:** Phusre Maidan, Bagmati (C), 3200 m (10500') (M. G. Allen)  
**PP:** Panch Pokhari, Bagmati (C), 4450 m (14600') (1983 BMNH Exp./ M. G. Allen)  
**PT:** Pati Bhanjyang, Bagmati (C), 1900 m (1968 Jap. Exp.)  
**RB:** Ramche, Bagmati (C), 1700 m (1975 Jap. Exp.)  
**RG:** Resangu, Bagmati (C), 1800-2000 m (1964 ZSB Exp.)  
**RH:** Rapti Tal, 20 mi. W of Hitora, Narayani (C), 300 m (1962 ZSB Exp.)  
**RK:** Rakhato, Taplejung, Mechi (E), 2400 m (1962 Jap. Exp.)  
**RP:** Rupakot Tal, Gandaki (W), 750 m (1968 Jap. Exp.)  
**RR:** Rara Lake, Karnali (MW), 3050 m (Joint Services Expedition collection for M. G. Allen)  
**RS:** Rasua Garhi, Bagmati (C), 2400 m (1949 Himalayan Committee Exp.)  
**RT:** Rapti Tal, Narayani (C), 200 m (1967 ZSB Exp.)  
**RV:** Ravi, Bagmati (C), 1600 m (1964 ZSB Exp.)  
**SC:** Sabzi-Chu, Manangbhot, Gandaki (W), 3500 m (1955 ZSB Exp.)  
**SD:** Sundarjal, Bagmati (C), 1600 m (M. G. Allen)  
**SG:** Sanghu, Bagmati (C), 2000 m (6500') (1961-62 BMNH Exp.)  
**SK:** Sun Khosi Tal, Sagarmatha (E), 2150 m (1962 ZSB Exp.)  
**SM:** Simigaon, Rolwaling Valley, Janakpur (C), 2000 m (1983 Jap. Exp.)  
**SN:** Sindhulimadi, Sindhuli, Janakpur (C), 550 m (Kawabe & Sakurai, 1988)  
**SP:** Siwapuri, Kathmandu Valley, Bagmati (C), 2000-2500 m (1983 Jap. Exp.)  
**SR:** Sikri, Janakpur (C), 2100-2400 m (1964 ZSB Exp.)  
**SU:** Suri Dhoban, Janakpur (C), 1100 m (1983 Jap. Exp.)  
**SW:** Swinkot, Gandaki (W), 1150 m (1968 Jap. Exp.)  
**TB:** Tarke Bhanjyang, Gosainkund Lekh, Bagmati (C), 3600 m (1967 ZSB Exp.)  
**TD:** Thodung, Janakpur (C), 3100-3200 m (1962 ZSB Exp./ 1964 ZSB Exp.)  
**TH:** Trakshindu, Sagarmatha (E), 3000 m (1964 ZSB Exp.)  
**TJ:** Taplejung, Mechi (E), 2000 m (1962 Jap. Exp.)  
**TK:** Tampa Khosi Tal, Janakpur (C), 2600 m (1962 ZSB Exp.)  
**TN:** Tansen, Palpa, Lumbini (W), 1500 m (Kawabe & Sakurai, 1988)  
**TO:** Tatopani, Dhawalagiri (W), 1260 m (1968 Jap. Exp.)  
**TP:** Tangpoche, Sagarmatha (E), 4000 m (1962 ZSB Exp.)  
**TR:** Terai Forest, Adhabar, Narayani (C), 300 m (1968 Jap. Exp.)

**TS:** Ting Sang La, Bagmati (C), 3800 m (1962 ZSB Exp.)  
**TT:** Tsola Tso, Sagarmatha (E), 4700–5000 m (1964 ZSB Exp.)  
**TU:** Tukucha, Dhawalagiri (W), 2600 m (1968 Jap. Exp.)  
**WG:** Walunchun Gola, Taplejung (E), 3310 m (1962 Jap. Exp.)  
**YM:** Yangma, Taplejung (E), 4600 m (1962 Jap. Exp.)

The following localities from label data on BMNH specimens could not be pinpointed with certainty and are cited verbatim in the checklist: ‘Barang’; ‘Chungbu Khola, 14500 ft’ (1949 expedition); ‘Manichur, 7300 ft’ and ‘Mulabare, 8000 ft’ (F.M. Bailey).

### The distribution of collecting

Table 1 summarizes the concentration of collecting of Microlepidoptera in Nepal. Localities listed in the table of codes are grouped by region and by altitude. The pattern of collecting reflects largely the state of communications in Nepal. There has been a distinct concentration of effort in the Central and Eastern regions, largely following roads and major trekking routes. Surprisingly, perhaps, there has been little collecting in the western and eastern Terai although these are accessible by road. Allen is the only collector to have penetrated into the Mid-Western and Far-Western regions. Relatively few collectors have worked in the distinctly inhospitable zone above 4000 metres and, of these, most have utilised the Everest trail. As communications within Nepal improve, it may be expected that the obvious lacunae will be filled.

### Collecting sites

The following sites were visited at least irregularly by Col. Allen between 1982 and 1991. Those marked with “B” were also worked by the BMNH expedition in May and June 1983. For further details of the vegetation types of Nepal, see Stainton (1972).

#### **BA: Bardia**

Bardia Wildlife Reserve, in the Mid-Western Region of Nepal, is situated on the northern edge of the Terai, 110 km NW of Nepalganj. The Reserve is on the E bank of the Karnali River where it breaks through the southernmost range of the Churya Hills into the Terai. The collecting site (330 m – 1100’) was at Chisapani, 1.5 km S of the gorge, in mixed Sal and riverain forest. The predominant trees here are *Shorea robusta* (Sal), *Acacia catechu* and *Dalbergia sissoo*. Other tree species include *Alnus nepalensis*, *Ficus glomerata*, *Mallotus philippensis*, *Eugenia jambolana*, *Bombax malabaricum* (Simal), *Bombax ceiba* and *Trewia nudiflora*. Grasses adjacent to the collecting site include *Imperata* sp., *Saccharum ravennae*, *Vetiveria zizanioides* and *Saccharum munja*. Allen was able to visit this location only in the winter and spring months when it is extremely dry and windy. It would be very worthwhile to collect here in the early part of the monsoon (June) and at the end (September), but access is difficult owing to the poor state of the roads during and just after the monsoon.

#### **BU: Butwal**

Butwal is in the central Terai, about 100 km W of the Chitwan National Park.

#### **CA: Chautara**

Chautara lies some 65 km NE of Kathmandu. The collecting site was on the edge of the “Tundi Khel” (parade ground) at the northern edge of the town at 1700 m (5600’). Tree species here include *Schima* sp., *Castanopsis* sp., *Quercus incana*, *Quercus lanuginosa* and *Pinus roxburghii*.

#### **CW: Chitwan (B)**

The Royal Chitwan National Park lies in the Inner Terai, 175 km SW of Kathmandu. Two

sites were collected. The first, Sauraha (250 m–820'), is the National Park Centre at the north-eastern edge of the Park. The trees here are predominantly Sal (*Shorea robusta*) and *Bombax ceiba*. *Ficus glomerata*, *Mallotus philippensis* and *Eugenia jambolana* were also present. Tall grasses were found adjacent to the site and these included *Imperata* sp. and *Saccharum ravennae*. BMNH personnel collected at Sauraha from 3–5 June 1983 and Allen worked there on several occasions. The second site was in riverine forest near the Tiger Tops Lodge (200 m–650'). Here the forest was richer in tree species. In addition to those at Sauraha, *Acacia catechu*, *Dalbergia sissoo* and canes (mainly *Saccharum munja*) were present.

**CR: Choche Ridge (Lekh) (B)**

The N-S ridge above Nauling Lekh is Choche Lekh. The ridge trail undulates between 3200 and 3500 m (10,500–11,500') very close to the tree-line, and vegetation types interdigitate here, low rhododendron forest predominating but with stunted *Quercus* and *Betula* occurring here and there. Several sites were worked on this ridge and most were close to *Abies spectabilis* forest a little lower on the western slopes. The BMNH expedition collected here on 12 and 17 June 1983 and Allen collected on the ridge during two treks (see Nauling Lekh). One of Allen's 1984 samples from this ridge was taken at 150 m above the tree-line in grazed alpine pasture with dwarf bamboo.

**DD: Dandeldhura**

Also spelled "Dadeldhura", this locality is in the middle hills of the Far-Western Region of Nepal. The collecting site at 2000 m (6550') was 30 km S of the town of Dandeldhura, beside the road on the N face of the Churya hills. The site is in rich, diverse primary forest that includes *Pinus roxburghii*, *Quercus incana*, *Quercus lanuginosa*, *Rosa* and *Rhododendron*. This is a superb area with large tracts of primary forest, as yet untouched. Allen was able to spend only two nights in this area: further collecting here would be richly rewarding but the locality is difficult of access.

**DG: Devi Ghat, Narayangarh**

The collecting site (250 m–820') was 9 km N of the town of Narayangarh (also called Bharatpur on many maps), at the gorge where the Kali Gandaki and Trisuli rivers join and break out of the hills into the Terai as the Narayani River. The predominant trees here are Sal (*Shorea robusta*) and Simal (*Bombax malabaricum*). Adjacent to the site there is some cultivation of mango, banana and vegetable crops.

**DH: Dharan**

The collecting site (330 m – 1100') was within the British Gurkhas Depot. When the Depot was built some thirty years ago many mature trees from the existing forest were retained and this, together with additional planting of trees and shrubs, has resulted in the Depot being an oasis of greenery. While Sal (*Shorea robusta*) is the predominant tree, other species include *Terminalia myriocarpa*, *Terminalia chebula*, *Terminalia belerica*, *Terminalia tomentosa*, *Schleichera trijuga*, *Dillenia pentagyna*, *Aglaia decandra*, *Stereospermum suaevolens*, *Anogeissus latifolia*, *Adina cordifolia*, *Sterculia pallens*, *Lagerstroemia parviflora*, *Eugenia jambolana*, *Lannea grandis*, *Careya arborea*, *Semecarpus anacardium*, *Ehretia laevis*, *Mallotus philippensis*, *Glochidion velutinum*, *Croton oblongifolius* and *Litsea salicifolia*.

**DL: Dolalghat (Daulaghat)**

The site (950 m–3100') was some 55 km E of Kathmandu on the W bank of the Dudh Kosi river beside the junction with the Indrawati river, 1.5 km below the Dolalghat bridge which carries the "Kodari Road" leading to Tibet. The area is cultivated with maize and rice, with some adjacent Sal (*Shorea robusta*) and Simal (*Bombax malabaricum*) trees.

**GV: Godavari (B)**

**PC: Phulchouki (B)**

These sites are at either end of a rough single-track road that runs from the St Xavier School (1550 m–5100') 14 km SE of Kathmandu to the summit of Phulchouki (2762 m–9062') a further 3.5 km SE. They encompass the richest collecting-ground that we sampled. The flora of this area has been described by Suwal (1969). Up to about 1650 m the forest is much disturbed by firewood-cutting and quarrying for roadstone but 1.5 km beyond the school the road runs into primary *Schima-Castanopsis* forest with a strong admixture of other species. *Castanopsis* becomes predominant above 1700 m and is then supplemented by *Quercus glauca*, *Lyonia ovalifolia* and *Michelia kisopa*. Oak-laurel forest with *Rhododendron* and *Lyonia* takes over at about 2200 m and is, in turn, replaced by pure stands of *Quercus semecarpifolia* with open patches with laurels and bamboos at above 2400 m. The Godavari-Phulchouki road has been collected at intervals along its length by Allen. The BMNH expedition collected at Godavari at about 1650 m on 24 and 25 May and 6 and 22 June 1983, and just below the summit of Phulchouki at about 2650 m from 27–30 May.

**GK: Gokarna (B)**

Gokarna Ban (Park) is 8 km NNE of the centre of Kathmandu at about 1350 m (4400'). The low hillocks are clothed with relict primary subtropical forest with *Quercus* strongly represented. The understorey is very disturbed and heavily grazed by deer. On 7 June 1983 the site looked dry and unpromising, particularly in comparison with the Godavari forest, but provided a surprisingly good range of species. The locality was later revisited by Allen.

**HB: Hile Bhanjyang (B)**

At about 4 km N and slightly E of Choche Lekh, and on the NE face of Chang Samarphu (3950 m), Hile Bhanjyang is right on the tree-line. It is noticeably colder than the Choche Ridge although very little higher (3500–3700 m–11,500–12,000' – the map is of doubtful accuracy). The campsite, just to the side of the pass to Nosed Pati, was on a NW slope facing Langtang and adjacent to rhododendron forest with *Betula utilis* in gullies. Nearby, the eastern ridge face was covered with *Abies-Rhododendron* forest. These forest types terminated abruptly some 200 m from the camp in grazed alpine scrub grassland with scattered dwarf rhododendron. This site was worked from 13 to 16 June 1983 by Allen, Tuck and Robinson (while Brendell was at Panch Pokhari) and was later revisited by Allen.

**KK: Kakani (B)**

Kakani lies on the ridge that forms the northern edge of the Kathmandu valley. It is 13 km NNW of the city and diametrically opposite Phulchouki at an altitude of 2070 m (6800'). Kakani is the site of a bungalow built for the British Resident in 1878: it is still used by Embassy staff as a weekend retreat. The site was visited regularly by Allen, and a Malaise trap was run here for two years; BMNH personnel collected at Kakani on 1 June 1983. The vegetation at Kakani is badly disturbed and there is considerable cutting for firewood and some erosion. Replanting of pine has been carried out on the N slope near the bungalow. Despite grazing, burning and some nearby cultivation there is a profusion of scrub *Prunus* and coppice growth and a few surviving large *Quercus* and *Rhododendron*. The ridge-top position of the site is very favourable and the locality has proved a productive one. A track extends eastwards at least 2 km beyond the bungalow, providing a variety of sites for light collecting.

**KM: Kathmandu (B)**

Extensive collections (including two years' Malaise trap samples) have been made from the gardens of the British Embassy compound (1320 m–4330') by Allen (1982–1985; 1989–1991) and by BMNH personnel (23 May–24 June 1983). The compound is 2 km NNE of the centre of Kathmandu, adjacent to other diplomatic properties with similarly extensive gardens. The British Embassy compound was established in 1816 and was originally much larger than it is now. The present Residency was the Forestry Advisor's house and, with

other buildings, occupies the southern part of the original plot. The old Residency and its grounds (the northern half of the original compound) are now the Indian Embassy. The compound contains many introduced mature ornamental trees including Flame of the Forest, Jacaranda, Cape Myrtle, Camphor and *Eucalyptus* as well as some native species among which *Pinus wallichii* is conspicuous. A wide range of fruit trees (apricot, pear, peach, plum and avocado) and ornamental shrubs (*Rosa*, *Hibiscus*) are also well-established.

**NL: Nauling Lekh (B)**

This was the first and last stop on a ten-day trek (10–20 June 1983) made by the BMNH expedition (with Col. Allen) from Chautara (*q. v.*) northward to Panch Pokhari in the Jugal Himal. The same route was followed later by Allen (August 1983 and July 1984). Nauling Lekh is 8.5 km N and slightly W of Chautara, a SW-facing ridge slope with upper temperate mixed broadleaved forest that is distinctly mossy, with predominant *Quercus* (?) *lamellosa* and scattered *Abies*. Towards the top of the ridge, on the slope known as Phusre Maidan (PM), this forest type is replaced by rhododendrons at about 3100 m. Collections were made at about 2900 m (9500').

**NG: Nepalganj**

In the Terai in the Mid-Western Region of Nepal, the collecting site at 200 m (650') was a few kilometres W of Nepalganj. The vegetation here is much disturbed-scrub grassland with remnant Sal (*Shorea robusta*) and Simal (*Bombax malabaricum*).

**PP: Panch Pokhari (B)**

At 4450 m (14,600'), Panch Pokhari is an amphitheatre with small lakes 6 km N and slightly W of Hile Bhanjyang. This is not the isolated Panch Pokhari of the western Khumbu but the Panch Pokhari on the route south from Tilman's Col. This site was collected by Brendell on 14 and 15 June 1983 using MV light; although Macrolepidoptera were numerous, Microlepidoptera were not seen with the exception of a single example of *Plutella viatica* Durrant. The vegetation here consists of alpine meadow with dwarf rhododendron. The locality was revisited later by Allen but, similarly, no Microlepidoptera were found.

**Phulchouki:** see Godavari

**PK: Pokhara**

The trapping site (950 m–3100') was on the W shore of the Pokhara Lake. The forest here is secondary but quite rich in species, dominated by *Schima wallichii* and *Castanopsis indica*. There is willow (*Salix* sp.) adjacent to the site, on the edge of the lake; other species include *Castanopsis tribuloides*, *Engelhardtia spicata*, *Bombax malabaricum*, *Myrica esculenta*, *Litsea oblonga*, *Macaranga pustulata*, *Rhus succedanea* and *Sapium insigne*.

**SD: Sundarijal**

Sundarijal, meaning "beautiful water", lies NE of Kathmandu where the Bagmati River breaks into the valley. The collecting site (1600 m–5250') was 100 m above the Sundarijal dam in rich, lower temperate mixed broadleaved forest which includes *Quercus incana* and *Quercus lanuginosa*, *Rhododendron* sp., *Magnolia* sp., *Acer* sp., *Ilex* sp. and *Pinus roxburghii*.

**Summary of records**

Table 2 shows in summary form the records of species detailed below. The systematic sequence adopted for the families is that used by Robinson, Tuck & Shaffer (1994) and is intended to make the data presented here comparable with that of Robinson & Tuck (1993) and other pending publications on diversity of Microlepidoptera and Pyraloidea in South-East Asia. A total of 1551 species of Microlepidoptera is recorded in this list. Of these, 783 are identified at least to genus.



Table 1. The distribution of collecting sites in Nepal by altitude and by administrative region (west to east)

| <b>REGION</b><br><b>ALTITUDE RANGE</b> | <b>FAR WESTERN</b> | <b>MID WESTERN</b> | <b>WESTERN</b>            | <b>CENTRAL</b>  | <b>EASTERN</b>  |
|--|--------------------|--------------------|---------------------------|---|---|
| 4000 m +                               |                    |                    |                           | PP  | CH; DP; PG; PF;<br>TP; TT; YM                               |
| 3000-4000 m                            |                    | RR                 | GG; KH; SC                | BE; CR; CS; GS;<br>HB; PM; TB; TD<br>TS   | DK; ID; KJ; WG  |
| 2000-3000 m                            | DD                 |                    | GH; TU                    | BO; CI; DC; DM;<br>DO; DU; GB; KK;<br>KS; KT; KU; MI;<br>MK; MP; NL; PC;<br>RS; SG; SM; SP;<br>SR; TK         | BD; BJ; BK; CK;<br>CL; CN; DI;<br>JN; JU; KI;<br>RK; SK; TJ |
| 1000-2000 m                            |                    |                    | BT; LW; NP; SW;<br>TN; TO | BL; BY; CA; CG;<br>CP; CT; CY; GK;<br>GN; GV; JR; KB;<br>KC; KM; KR; MD;<br>NK; PB; PT; RB;<br>RG; RV; SD; SU | AV; BS; DN; JB<br>LK  |
| 250-1000 m                             |                    | BA; NG             | BU; PK; RP                | BH; BN; BW;<br>CW; DG; DL; JH;<br>MA; MG; PA; RH;<br>RT; SN; TR   | DH  |

Table 2. Number of species of Microlepidoptera and Pyraloidea of each family (and subfamily for Oecophoridae, Tortricidae and Pyralidae) recorded from Nepal

| <b>FAMILY</b>                 | <b>DETERMINED<br/>to at least<br/>GENUS</b> | <b>UNIDENTIFIED</b> | <b>TOTAL</b> |
|-------------------------------|---|---------------------|--------------|
| Hepialidae                    | 13  | 0                   | 13           |
| Heliozelidae                  | 1   | 0                   | 1            |
| Adelidae                      | 5   | 0                   | 5            |
| Prodoxidae                    | 2   | 0                   | 2            |
| Nepticulidae                  | 0   | 5                   | 5            |
| Opostegidae                   | 6   | 0                   | 6            |
| Tischeriidae                  | 2   | 0                   | 2            |
| Tineidae                      | 52  | 4                   | 56           |
| Eriocottidae                  | 2   | 7                   | 9            |
| Psychidae                     | 10  | 4                   | 14           |
| Roeslerstammiidae             | 0   | 1                   | 1            |
| Bucculatricidae               | 0   | 10                  | 10           |
| Douglasiidae                  | 0   | 1                   | 1            |
| Gracillariidae                | 19  | 80                  | 99           |
| Phyllocnistidae               | 0   | 4                   | 4            |
| Yponomeutidae                 | 17  | 45                  | 62           |
| Lyonetiidae                   | 2   | 8                   | 10           |
| Glyphipterigidae              | 0   | 2                   | 2            |
| Oecophoridae (Oecophorinae)   | 16  | 50                  | 66           |
| Oecophoridae (Stathmopodinae) | 1   | 27                  | 28           |
| Oecophoridae (Xyloryctinae)   | 10  | 1                   | 11           |
| Coleophoridae                 | 3   | 0                   | 3            |
| Elachistidae                  | 0   | 1                   | 1            |
| Ethmiidae                     | 7   | 0                   | 7            |
| Blastobasidae                 | 0   | 17                  | 17           |
| Cosmopterigidae               | 3   | 52                  | 55           |
| Symmocidae                    | 3   | 0                   | 3            |

|                             |            |            |             |
|-----------------------------|------------|------------|-------------|
| Gelechiidae                 | 16         | 114        | 130         |
| Lecithoceridae              | 46         | 50         | 96          |
| Physoptilidae               | 1          | 0          | 1           |
| Scythrididae                | 0          | 2          | 2           |
| Tortricidae (Tortricinae)   | 80         | 10         | 90          |
| Tortricidae (Chlidanotinae) | 3          | 0          | 3           |
| Tortricidae (Olethreutinae) | 71         | 100        | 171         |
| Tortricidae (Cochylinae)    | 8          | 0          | 8           |
| Sesiidae                    | 1          | 0          | 1           |
| Choreutidae                 | 7          | 0          | 7           |
| Brachodidae                 | 2          | 0          | 2           |
| Immidae                     | 7          | 0          | 7           |
| Carposinidae                | 10         | 1          | 11          |
| Epermeniidae                | 0          | 4          | 4           |
| Simaethistidae              | 1          | 0          | 1           |
| Alucitidae                  | 4          | 0          | 4           |
| Pterophoridae               | 35         | 0          | 35          |
| Thyrididae                  | 6          | 0          | 6           |
| Pyralidae (Galleriinae)     | 2          | 0          | 2           |
| Pyralidae (Epipaschiinae)   | 6          | 8          | 14          |
| Pyralidae (Pyralinae)       | 49         | 0          | 49          |
| Pyralidae (Phycitinae)      | 30         | 50         | 80          |
| Pyralidae (Peoriinae)       | 0          | 3          | 3           |
| Pyralidae (Crambinae)       | 21         | 31         | 52          |
| Pyralidae (Schoenobiinae)   | 14         | 0          | 14          |
| Pyralidae (Nymphulinae)     | 9          | 2          | 11          |
| Pyralidae (Musotiminae)     | 7          | 0          | 7           |
| Pyralidae (Scopariinae)     | 2          | 29         | 31          |
| Pyralidae (Evergestiinae)   | 4          | 0          | 4           |
| Pyralidae (Odontiinae)      | 3          | 3          | 6           |
| Pyralidae (Glaphyriinae)    | 1          | 0          | 1           |
| Pyralidae (Pyraustinae)     | 177        | 42         | 219         |
| <b>TOTAL SPECIES</b>        | <b>783</b> | <b>768</b> | <b>1551</b> |

## The Checklist

### ADELIDAE

- Nemophora kukunorensis* (Sauber, 1899)  
GV (BMNH).  
*Nemophora satrapodes* (Meyrick, 1894)  
GV (BMNH).  
*Nemophora* sp. A  
GV (BMNH).  
*Nemophora* sp. B  
GV (BMNH).  
*Nemophora* sp. C  
GV (BMNH).

### ALUCITIDAE

- Alucita magadis* (Meyrick, 1907)  
GV; NL; PC (BMNH).  
*Alucita sikkima* (Moore, 1887)  
RR (BMNH).  
*Alucita spilodesma* (Meyrick, 1907)  
DL; KK (BMNH).  
*Alucita* sp. nr *spilodesma* (Meyrick, 1907)  
PC (BMNH).

### BLASTOBASIDAE

17 spp., unidentified.

### BRACHODIDAE

- Phycodes minor* Moore, 1881  
JH (Diakonoff, 1986).  
*Phycodes radiata* (Ochsenheimer, 1808)  
(=*Tegna hyblaella* Walker, 1866: 1810)  
'Nepal' (Walker, 1866).

### BUCCULATRICIDAE

10 spp., unidentified.

### CARPOSINIDAE

- Bondia quaestrix* Meyrick, 1935  
PC (BMNH).  
*Bondia* sp.  
KK; NL; PC; PM (BMNH).  
*Heterogymna zacentra* Meyrick, 1913  
GV; KM (BMNH).  
*Meridarchis vitiata* Meyrick, 1913  
GV; KK; KM; PK (BMNH).  
*Meridarchis* sp. A  
NL (BMNH).  
*Meridarchis* sp. B  
CR (BMNH).  
*Meridarchis* sp. C  
CW (BMNH).  
*Meridarchis* sp. D  
GV; PC (BMNH).  
*Meridarchis* sp. E

NL (BMNH).

*Sosineura* sp.  
GV (BMNH).

Plus 1 sp. unidentified.

### CHOREUTIDAE

- Choreutis aegyptiaca* (Zeller, 1867)  
(=*Eutromula hypocroca* Diakonoff, 1978: 23)  
KC (Diakonoff, 1978; Diakonoff, 1986).  
KM (BMNH).  
*Choreutis antiptila* (Meyrick, 1912)  
GV (Diakonoff, 1986). KK (BMNH).  
*Choreutis ialeura* (Meyrick, 1912)  
GV; JR (Diakonoff, 1986).  
*Prochoreutis arisema* (Diakonoff, 1978: 14)  
BD (Diakonoff, 1978; Diakonoff, 1986).  
*Prochoreutis shestediana* (Fabricius, 1776)  
GV (Diakonoff, 1986).  
*Tebenna micalis* (Mann, 1857)  
CG; GV; JN; JR; KC (Diakonoff, 1986).  
CW; GV; KK; KM; NL (BMNH).  
*Tebenna submicalis* Danilevsky, 1969  
JN (Diakonoff, 1986).

### COLEOPHORIDAE

- Batrachedra* sp.  
KM (BMNH).  
*Coleophora scioleuca* Meyrick, 1938  
GV (BMNH).  
*Coleophora* sp.  
KK (BMNH).

### COSMOPTERIGIDAE

- Allotalanta triocellata* (Stainton, 1859)  
CW (BMNH).  
*Meleonoma aridula* (Meyrick, 1910)  
CW (BMNH).  
*Meleonoma* sp.  
GV; KK; PC (BMNH).  
Plus 52 spp., unidentified.

### DOUGLASIIDAE

1 sp., unidentified.

### ELACHISTIDAE

1 sp., unidentified.

### EPERMENIIDAE

4 spp., unidentified.

### ERIOCOTTIDAE

- Compsoctena cossusella* (Walker, 1863: 515)  
(*Alavona*)  
'Nepaul' (Walker, 1863). SK (Dierl, 1966).

GV; RH (Dierl, 1970).  
*Compsoctena reductella* (Walker, 1863: 516)  
 (*Toxaliba*)  
 'Nepaul' (Walker, 1863). GV (BMNH).  
 GV; KM; PK (EIHU).  
 Plus 7 spp. unidentified.

### ETHMIIDAE

*Ethmia acontias* Meyrick, 1906  
 CW (BMNH).  
*Ethmia assamensis* (Butler, 1879)  
 BA; GK; GV; KK; KM; PC (BMNH).  
*Ethmia crososoma* Meyrick, 1914  
 GV; KM (BMNH).  
*Ethmia ermineella* (Walsingham, 1880)  
 BD; TK (Sattler, 1967). GV; KM; PC  
 (BMNH).  
*Ethmia lapidella* (Walsingham, 1880)  
 CW; KM (BMNH).  
*Ethmia nigroapicella* (Saalmuller, 1880)  
 CW (BMNH).  
*Ethmia* sp.  
 PC (BMNH).

### GELECHIIDAE

*Caryocolum nepalense* Povolny, 1968: 118  
 CL; JR (Povolny, 1968).  
*Empista kumatai* Povolny, 1976: 175  
 DC; KS (Povolny, 1976).  
*Empista palaeartica palaeartica*  
 Povolny, 1968: 117  
 BJ; JN (Povolny, 1968). CR; NL; PC  
 (BMNH).  
*Empista palaeartica secunda* Povolny,  
 1976: 179  
 TU (Povolny, 1976).  
*Empista spinosa* Povolny, 1976: 179  
 TU (Povolny, 1976).  
*Ephysteris aulacopis* (Meyrick, 1923)  
 (= *Ephysteris dierli* Povolny, 1968: 120)  
 CL; JR; TD (Povolny, 1968; Povolny,  
 1981).  
*Phthorimaea operculella* (Zeller, 1873)  
 GV; KM (BMNH).  
*Scrobipalpa kumatai* Povolny, 1977: 144  
 DC (Povolny, 1977).  
*Sitotroga cerealella* (Olivier, 1789)  
 PK (BMNH).  
*Stenolechia frustulenta* Meyrick, 1923  
 GK; KK; NL (BMNH).  
*Stenolechia* sp. A  
 PC (BMNH).  
*Stenolechia* sp. B  
 KK; KM (BMNH).  
 "Telphusa" *destillans* Meyrick, 1918  
 GV; KK; KM; NL; PC (BMNH).  
 "Telphusa" *platyphracta* Meyrick, 1935  
 BA (BMNH).  
 "Telphusa" *teganotricha* Meyrick, 1935  
 BA; KM (BMNH).

*Xystophora asthenodes* (Meyrick, 1923),  
 comb. n.  
 GV (BMNH).  
 Plus 114 spp., unidentified.

### GLYPHIPTERIGIDAE

2 spp., unidentified.

### GRACILLARIIDAE

*Artifodina himalaica* Kumata, 1985:120  
 BL; GV; MK; SM; SP (Kumata, 1985).  
*Artifodina strigulata* Kumata, 1985:118  
 GV; MK (Kumata, 1985).  
*Caloptilia isochrysa* (Meyrick, 1908)  
 KU (Kumata, 1982).  
*Caloptilia recitata* (Meyrick, 1918)  
 KM (Kumata, 1982).  
*Conopomorpha litchiella* Bradley, 1986: 48  
 DH (Bradley, 1986).  
*Conopomorpha sinensis* Bradley, 1986: 47  
 KM (Bradley, 1986).  
*Phyllonorycter cinctata* Kumata, 1973: 27  
 KS (Kumata, 1973).  
*Phyllonorycter drepanota* (Meyrick, 1928)  
 KM (Kumata, 1973).  
*Phyllonorycter engelhardiae* Kumata, 1973:  
 18  
 KM (Kumata, 1973).  
*Phyllonorycter himalayana* Kumata, 1973:  
 13  
 KM (Kumata, 1973).  
*Phyllonorycter humilitatis* Kumata, 1973: 5  
 GH (Kumata, 1973).  
*Phyllonorycter nepalensis* Kumata, 1973:  
 23  
 GV; KM (Kumata, 1973).  
*Phyllonorycter oreas* Kumata, 1973: 26  
 KM (Kumata, 1973).  
*Phyllonorycter ovalifoliae* Kumata, 1973: 7  
 KS (Kumata, 1973).  
*Phyllonorycter pruni* Kumata, 1973: 9  
 GV (Kumata, 1973).  
*Phyllonorycter pseuditeina* Kumata, 1973:  
 21  
 KM (Kumata, 1973).  
*Phyllonorycter rubicola* Kumata, 1973: 30  
 KM (Kumata, 1973).  
*Phyllonorycter tribhuvani* Kumata, 1973:  
 11  
 GV (Kumata, 1973).  
*Phyllonorycter yamadai* Kumata, 1973: 17  
 KM (Kumata, 1973).  
 Plus about 80 spp., unidentified.

### HELIOZELIDAE

*Heliozela* sp. A  
 PC (BMNH).

**HEPIALIDAE**

- Bipectilus gracilirami* Nielsen, 1988: 194  
CR; NL (Nielsen, 1988).
- Bipectilus latirami* Nielsen, 1988: 193  
PC (Nielsen, 1988).
- Endoclita aboe* (Moore, 1859)  
KM (BMNH).
- Endoclita damor* (Moore, 1859)  
KM (BMNH).
- Hepialiscus nepalensis* (Walker, 1856:  
1557)  
'Nepaul' (Walker, 1856). GV; KK; KM  
(BMNH).
- Palpifer falkneri* Viette, 1968: 132  
DK (Viette, 1968). NL; RS (BMNH).
- Thitarodes danieli* Viette, 1968: 128  
KJ; PH (Viette, 1968).
- Thitarodes dierli* Viette, 1968: 132  
KJ; PG (Viette, 1968).
- Thitarodes eberti* Viette, 1968: 130  
BD; KJ; PG (Viette, 1968).
- Thitarodes* sp. A  
CR; NL (BMNH).
- Thitarodes* sp. B  
PC (BMNH).
- Thitarodes* sp. C  
NL (BMNH).
- Thitarodes* sp. D  
'Chungbu Khola, 14500 ft' (BMNH).

**IMMIDAE**

- Imma flammula* Diakonoff, 1978: 40  
GB; JR (Diakonoff, 1978; Diakonoff,  
1986).
- Imma mackwoodii* Moore, 1886  
CW (BMNH).
- Imma mylias* Meyrick, 1906  
CW (BMNH).
- Imma phalerata* Meyrick, 1906  
GV (BMNH).
- Imma tetrope* (Diakonoff, 1978: 38)  
(*Alampla*)  
GV (Diakonoff, 1978; Diakonoff, 1986).  
GV (BMNH).
- Imma* sp.  
CW (BMNH).
- Moca auxobathra* (Meyrick, 1906)  
(*Imma*)  
JR (Diakonoff, 1986). KM (BMNH).

**LECITHOCERIDAE**

- Amaloxestis astringens* Gozmány, 1973: 417  
CG (Gozmány, 1973; Gozmány, 1978). RP;  
TO (Gozmány, 1978).
- Amaloxestis nepalensis* Gozmány, 1973: 418  
JR (Gozmány, 1973; Gozmány, 1978).
- Crocogma isocola* Meyrick, 1918  
GV; JB (Gozmány, 1973; Gozmány, 1978).  
DC (Gozmány, 1978).
- Deltoplastis causicida* (Meyrick, 1910)

- CW (BMNH).
- Deltoplastis gypsopeda* Meyrick, 1934  
BH; CG; JB (Gozmány, 1973; Gozmány,  
1978).
- Eccedoxa lysimopa* (Meyrick, 1933)  
BH (Gozmány, 1973; Gozmány, 1978).
- Eridachtha guttifera* Gozmány, 1973: 432  
JB (Gozmány, 1973; Gozmány, 1978). DC  
(Gozmány, 1978).
- Frisilia sulcata* Meyrick, 1910  
JB; JR (Gozmány, 1973; Gozmány, 1978).  
DC; GV; KS; PT (Gozmány, 1978). GK;  
GV; PC (BMNH).
- Homaloxestis cholopsis* (Meyrick, 1906)  
MG (Gozmány, 1973; Gozmány, 1978). TR  
(Gozmány, 1978). CW; DH (BMNH).
- Homaloxestis cicatrix* Gozmány, 1973: 415  
BW (Gozmány, 1973; Gozmány, 1978).
- Homaloxestis horridens* Gozmány, 1973:  
415  
BW (Gozmány, 1973; Gozmány, 1978).  
BA (BMNH).
- Homaloxestis plocamandra* (Meyrick,  
1907)  
RH (Gozmány, 1973; Gozmány, 1978).
- Homaloxestis xylotripta* Meyrick, 1918  
BH; BW; GV; KC; KM (Gozmány, 1973;  
Gozmány, 1978).
- Hygroplasta lygaea* Meyrick, 1911  
GV (Gozmány, 1973; Gozmány, 1978).  
GV; KM (BMNH).
- Hyperochtha hoplophora* Gozmány, 1973:  
440  
GV (Gozmány, 1973; Gozmány, 1978).
- Ilioparsis effulgens* Gozmány, 1973: 427  
BJ; JN (Gozmány, 1973; Gozmány, 1978).
- Lecithocera aspergata* Gozmány, 1973: 425  
BW (Gozmány, 1973; Gozmány, 1978).
- Lecithocera catacnepha* Gozmány, 1973: 426  
BW; PC (Gozmány, 1973; Gozmány,  
1978).
- Lecithocera dierli* Gozmány, 1973: 418  
KC (Gozmány, 1973; Gozmány, 1978).
- Lecithocera flavicosta* Gozmány, 1973: 424  
CG (Gozmány, 1973; Gozmány, 1978). GV  
(BMNH).
- Lecithocera flavofusa* Gozmány, 1973: 419  
BJ; DK (Gozmány, 1973; Gozmány, 1978).
- Lecithocera graphata* Gozmány, 1978: 98  
TR (Gozmány, 1978). KK (BMNH).
- Lecithocera nepalica* Gozmány, 1973: 421  
JB (Gozmány, 1973; Gozmány, 1978). DC  
(Gozmány, 1978).
- Lecithocera nepheloschema* Gozmány, 1973:  
423  
JB (Gozmány, 1973; Gozmány, 1978). BT  
(Gozmány, 1978).
- Lecithocera oxycona* Meyrick, 1910  
GV (Gozmány, 1978). BA; DH (BMNH).
- Lecithocera parenthesis* Gozmány, 1973:  
422  
JB; JR (Gozmány, 1973; Gozmány, 1978).

- Lecitholaxa kumatai* Gozmány, 1978: 125  
DC; TO (Gozmány, 1978). GV; KK  
(BMNH).
- Siderostigma symbolica* Gozmány, 1973:  
431  
BJ (Gozmány, 1973; Gozmány, 1978). KS  
(Gozmány, 1978).
- Siderostigma triatoma* Gozmány, 1978: 138  
TR (Gozmány, 1978).
- Tegenocharis tenebrans* Gozmány, 1973: 430  
JB; TD (Gozmány, 1973; Gozmány, 1978).
- Thubana onyx* Gozmány, 1978: 237  
KM (Gozmány, 1978). GV; KM (BMNH).
- Torodora arcifera* (Meyrick, 1907)  
BH; KC; MG (Gozmány, 1973; Gozmány,  
1978). BT (Gozmány, 1978). GK; KM  
(BMNH).
- Torodora calligrapha* Gozmány, 1978: 207  
GV (Gozmány, 1978). GV; KK; KM; PC  
(BMNH).
- Torodora convexa* Gozmány, 1973: 434  
JB (Gozmány, 1973; Gozmány, 1978). GV  
(BMNH).
- Torodora defracta* Gozmány, 1973: 434  
JB (Gozmány, 1973; Gozmány, 1978).
- Torodora dinosigna* Gozmány, 1973: 439  
JB (Gozmány, 1973; Gozmány, 1978).
- Torodora forsteri* Gozmány, 1973: 437  
BJ; JN (Gozmány, 1973; Gozmány, 1978).
- Torodora hepatisma* Gozmány, 1978: 210  
KM (Gozmány, 1978).
- Torodora macrosigna* Gozmány, 1973: 440  
BH (Gozmány, 1973; Gozmány, 1978).
- Torodora nyctiphron* (Meyrick, 1931)  
JB (Gozmány, 1973; Gozmány, 1978). GK;  
GV (BMNH).
- Torodora orocola* Gozmány, 1973: 437  
BJ (Gozmány, 1973; Gozmány, 1978).
- Torodora parallela* Gozmány, 1978: 208  
KS (Gozmány, 1978).
- Torodora retardata* Gozmány, 1973: 436  
JB (Gozmány, 1973; Gozmány, 1978).
- Torodora rhamphasta* Gozmány, 1978: 217  
KM (Gozmány, 1978).
- Torodora sympelax* Gozmány, 1978: 199  
DC (Gozmány, 1978).
- Torodora trigona* Gozmány, 1978: 199  
GV (Gozmány, 1978).
- Plus about 50 spp., unidentified, some of which  
may be species already recorded by  
Gozmány (1973; 1978).

### LYONETHIDAE

- Bedellia somnulentella* (Zeller, 1847)  
KK; KM (BMNH).
- Bedellia* sp.  
KM (BMNH).
- Plus 8 spp., unidentified.

### NEPTICULIDAE

5 spp., unidentified.

### OECOPHORIDAE (Oecophorinae)

- Agonopterix* sp. A  
PC (BMNH).
- Agonopterix* sp. B  
NL (BMNH).
- Agonopterix* sp. C  
GV; KK (BMNH).
- Agonopterix* sp. D  
CR; NL; PC (BMNH).
- Cryptolechia torophanes* Meyrick, 1935  
GV (BMNH).
- Macrobathra nomaea* Meyrick, 1914  
DH; KK; KM; PC (BMNH).
- Macrobathra petalitis* Meyrick, 1915  
CW (BMNH).
- Periacma iodesma* Meyrick, 1910  
CW; DL; GV (BMNH).
- Promalactis semantris* (Meyrick, 1906)  
BA; BU; CA; CW; DG; DH; KM (BMNH).
- Promalactis sponsalis* Meyrick, 1920  
CA; DL; KM (BMNH).
- Promalactis thiasitis* Meyrick, 1908  
KM (BMNH).
- Promalactis* sp. A  
GV; PC (BMNH).
- Promalactis* sp. B  
GK; GV; KK; PC (BMNH).
- Psaltica* sp.  
CW (BMNH).
- Psorosticha zizyphi* (Stainton, 1859)  
CW; KM (BMNH).
- Tonica niviferana* (Walker, 1864)  
CW; PK (BMNH).
- Plus about 50 spp., unidentified.

### OECOPHORIDAE (Stathmopodinae)

- Eretmocera impactella* (Walker, 1864)  
BA; CW; DH; DL; GV; KM (BMNH).
- Plus 27 spp., unidentified.

### OECOPHORIDAE (Xyloryctinae)

- Acria* sp. A  
DH; KM (BMNH).
- Acria* sp. B  
NL; PC (BMNH).
- Acria* sp. C  
CW (BMNH).
- Aeolanthes rhodochrysa* Meyrick, 1907  
GV; KK; KM; PC; PK (BMNH).
- Aeolanthes siphonias* Meyrick, 1908  
GK; GV; KM; PC (BMNH).
- Aeolanthes* sp.  
BA; DG (BMNH).
- Agriophara minax* Meyrick, 1907  
GV (BMNH).

- Epichostis* sp.  
KK (BMNH).  
*Epimactis suffusella* (Walker, 1864)  
BA; GV; PC (BMNH).  
*Metathrinca rosaria* (Meyrick, 1907)  
GK; GV; KM; PC (BMNH).  
Plus 1 sp., unidentified.

#### OPOSTEGIDAE

- Opostega chalcophylla* Meyrick, 1910  
PC (BMNH).  
*Opostega euryntis* Meyrick, 1907  
KM (BMNH).  
*Opostega frigida* Meyrick, 1906  
CW (BMNH).  
*Opostega zelopa* Meyrick, 1905  
DH (BMNH).  
*Opostega* sp. A nr *pelorrhoea* Meyrick, 1915  
PC (BMNH).  
*Opostega* sp. B Meyrick, 1915  
PC (BMNH).

#### PHYLLOCNISTIDAE

4 spp., unidentified.

#### PHYSOPTILIDAE

- Physoptila* sp. nr *scenica* Meyrick, 1914  
DH (BMNH).

#### PRODOXIDAE

- Lampronia novempunctata* Nielsen, 1982:  
197  
RK (Nielsen, 1982).  
*Lampronia quinquepunctata* Nielsen, 1982:  
192  
GS (Nielsen, 1982). CR (BMNH).

#### PSYCHIDAE

- Acanthopsyche bipars* (Walker, 1865)  
BD; CY; DL; JB; JR; KB; KI; KM; KT;  
LK; PB; RG; SR; TK (Dierl, 1966).  
*Altobankesia cavernicolella* Dierl, 1966:  
325  
KJ (Dierl, 1966).  
*Bacotia nepalica* Dierl, 1966: 328  
JR (Dierl, 1966).  
*Brachycyttarus fasciatus* Dierl, 1971: 62  
JH (Dierl, 1971).  
*Eumeta crameri* (Westwood, 1854)  
CT; DL; RV; SK; TK (Dierl, 1966).  
*Eumeta sikkima* Moore, 1891  
PK; RR (BMNH).  
*Manatha nigripes* Dierl, 1966: 332  
BD; JR; KM (Dierl, 1966).  
*Metisa canifrons* (Hampson, 1895)  
DL; GV; JH; JR; KB; KC; KM; TK (Dierl,  
1971).

- Proutia nigripunctata* Dierl, 1966: 331  
BD (Dierl, 1966).  
*Solenobia (Siederia) khumbhila* Dierl,  
1966: 323  
KJ (Dierl, 1966).  
Plus 4 spp., unidentified.

#### PTEROPHORIDAE

- Adaina microdactyla* (Hübner, 1813)  
DL (BMNH; Arenberger, 1991).  
*Amblyptilia forcipatus* (Zeller, 1867)  
LV (Bigot & Picard, 1987).  
*Amblyptilia* sp. nr *punctidactyla* (Haworth,  
1811)  
GV; KK; NL (BMNH).  
*Deuterocopus* sp. nr *socotranus* Rebel, 1907  
CW (BMNH).  
*Exelastis atomosa* (Walsingham, 1885)  
CW; DL; KM (BMNH).  
*Hellinsia aruna* Arenberger, 1991: 16  
DN; KM; JU; Bagmati, Gangjwal  
(Arenberger, 1991).  
*Hellinsia fuscomarginata* Arenberger,  
1991: 14  
CR; TB (Arenberger, 1991).  
*Hellinsia harpactes* (Meyrick, 1907)  
GV (Arenberger, 1991).  
*Hellinsia laciniata* Arenberger, 1991: 14  
BJ; CR; JN; TH (Arenberger, 1991).  
*Hellinsia* sp. A nr *harpactes* Meyrick, 1907  
DL (BMNH).  
*Hellinsia* sp. B nr *harpactes* Meyrick, 1907  
GV (BMNH).  
*Leioptilus gypsotes* (Meyrick, 1937)  
CR (BMNH).  
*Marasmarcha pumilio* (Zeller, 1873)  
CW; DH (BMNH).  
*Megalorrhipida* sp. nr *defectalis* (Walker,  
1864)  
GV; KK; KM (BMNH).  
*Oxyptilus regulus* Meyrick, 1906  
GK; GV; KM (BMNH).  
*Oxyptilus* sp. nr *regulus* Meyrick, 1906  
PC (BMNH).  
*Platyptilia exaltatus* (Zeller, 1867)  
RR (BMNH).  
*Platyptilia* sp. A nr *molopias* Meyrick, 1906  
GV (BMNH).  
*Platyptilia* sp. B  
NL (BMNH).  
*Platyptilia* sp. C  
KM (BMNH).  
*Platyptilia* sp. D  
KM (BMNH).  
*Platyptilia* sp. E  
BU; KK (BMNH).  
*Pselonophorus catharotes* Meyrick, 1907  
KK; KM (BMNH).  
*Pterophorus flavus* Arenberger, 1991: 18  
BJ; GV; JN; PC (Arenberger, 1991).  
*Pterophorus procontias* Meyrick, 1907



- GV (BMNH).  
*Pterophorus* sp. C nr *procontias* Meyrick, 1907  
 CR (BMNH).  
*Pterophorus* sp. D nr *sematias* Meyrick, 1907  
 KM (BMNH).  
*Pterophorus* sp. E  
 CR; PC (BMNH).  
*Sphenarches anisodactylus* (Walker, 1864)  
 CW (BMNH).  
*Stenoptilia caroli* Arenberger, 1988:69  
 TO (Arenberger, 1988).  
*Stenoptilia* sp. A nr *petraea* Meyrick, 1907  
 BA; DD; KK; KM (BMNH).  
*Stenoptilia* sp. B  
 CR; NL; RR (BMNH).  
*Stenoptilia* sp. C  
 CR; NL; RR (BMNH).  
*Trichoptilus pelias* Meyrick, 1907  
 KM (BMNH).  
*Trichoptilus wahlbergi* (Zeller, 1851)  
 CW; DG; DH; KK; KM; PK (BMNH).

#### PYRALIDAE (Crambinae)

- Ancylolomia* sp.  
 DL (BMNH).  
*Calamotropha indica* Bleszynski, 1961  
 BA (BMNH).  
*Calamotropha latellus* (Snellen, 1890)  
 CA; KM; SD (BMNH).  
*Chilo sacchariphagus indicus* (Kapur, 1950)  
 CW (BMNH).  
*Chrysoteuchia dividellus* (Snellen, 1890)  
 CA; PC (BMNH).  
*Crambus nivellus* (Kollar, 1844)  
 'Nepal' (Bleszynski, 1965). CA; KK; KM  
 (BMNH).  
*Culladia suffusella* Hampson, 1895  
 CW (BMNH).  
*Donoscaptus tauomma* (Kapur, 1950)  
 CW (BMNH).  
*Euchromius ocella* Haworth, 1811  
 CW; KM (BMNH).  
*Gargela* sp. A  
 CA; GV; KM; PK (BMNH).  
*Glaucobaris alleni* Gaskin, 1988: 374  
 GK; KM; SD (BMNH).  
*Glaucobaris assamensis* Gaskin, 1988: 362  
 GK; GV (BMNH).  
*Glaucobaris copernici bengalensis* Gaskin  
 1988: 343  
 GV (BMNH).  
*Glaucobaris himalayana* Gaskin, 1988:  
 364  
 KM (BMNH).  
*Glaucobaris pilcheri* Gaskin, 1988: 374  
 CR (BMNH).  
*Glaucobaris rectifascialis rectifascialis*  
 Gaskin, 1988: 366  
 JB; NL; PC; SD (BMNH).

#### *Glaucobaris tripunctata pallescens*

- Gaskin, 1988: 356  
 KK; JU (BMNH).  
*Glaucobaris* sp. A  
 CR (BMNH).  
*Glaucobaris* sp. B  
 CR (BMNH).  
*Microchilo* sp.  
 CA (BMNH).  
*Roxita fletcheri* Gaskin, 1984  
 DL; GK (BMNH).  
 Plus 31 spp., unidentified.

#### PYRALIDAE (Epipaschiinae)

- Lamida sordidalis* (Hampson, 1916)  
 PK (BMNH).  
*Lepidogma rufescens* Hampson, 1896  
 PK (BMNH).  
*Lista ficki* (Christoph, 1881)  
 KM (BMNH).  
*Lista variegata* (Moore, 1879)  
 PC (BMNH).  
*Macalla dimidialis* (Snellen, 1890)  
 GK; PC (BMNH).  
*Stericta asopialis* (Snellen, 1890)  
 GV; KM; PC (BMNH).  
 Plus 8 spp., unidentified.

#### PYRALIDAE (Evergestinae)

- Cornifrons ulceratalis* Lederer, 1863  
 BA (BMNH).  
*Crocidolomia pavonana* (Fabricius, 1794)  
 DG; KM; PK (BMNH).  
*Crocidolomia suffusalis* (Hampson, 1891)  
 DG (BMNH).  
*Evergestis forficalis* (Linnaeus, 1758)  
 GV; KK (BMNH).

#### PYRALIDAE (Galleriinae)

- Lamoria adaptella* (Walker, 1863)  
 BA (BMNH).  
*Tirathaba grandinotella* Hampson, 1898  
 GV (BMNH).

#### PYRALIDAE (Glaphyriinae)

- Hellula undalis* (Fabricius, 1781)  
 KM (BMNH).

#### PYRALIDAE (Musotiminae)

- Ambia caeruleata* Hampson, 1893  
 BA; CW; DH; GK; KM (BMNH).  
*Parthenodes stellata* (Warren, 1896)  
 PK (BMNH).  
*Paracymoriza inextricata* (Moore, 1888)  
 GV (BMNH).  
*Paracymoriza vagalis* (Walker, [1866])  
 CW (BMNH).

*Paracymoriza* sp. A nr *vagalis* (Walker, [1866])  
PK (BMNH).

*Paracymoriza* sp. B nr *vagalis* (Walker, [1866])  
PK (BMNH).

*Uthinia albisignalis* (Hampson, 1896)  
GV; PK (BMNH).

### PYRALIDAE (Nymphulinae)

*Aulacodes* sp. nr *hamalis* (Snellen, 1876)  
PK (BMNH).

*Elophila diffusalis* (Snellen, 1880)  
PK (BMNH).

*Eoophyla peribocalis* (Walker, 1859)  
PK (BMNH).

*Nymphicula mesorhna* (Meyrick, 1894)  
CW; KM (BMNH).

*Nymphula affinalis* (Guenée, 1854)  
CW (BMNH).

*Nymphula osculatrix* Meyrick, 1933  
KM (BMNH).

*Oligostigma andreusialis* Hampson, 1912  
PK (BMNH).

*Parapopynx fluctuosalis* (Zeller, 1852)  
PK (BMNH).

*Parapopynx stagnalis* (Zeller, 1852)  
PK (BMNH).

Plus 2 spp., unidentified.

### PYRALIDAE (Odontiinae)

*Autocharis amethystina* Swinhoe, 1894  
CW (BMNH).

*Autocharis fessalis* (Swinhoe, 1886), *comb. rev.*  
CW; DL (BMNH).

*Hydrorybina polusalis* (Walker, 1858)  
KM (BMNH).

Plus 3 spp., unidentified.

### PYRALIDAE (Peoriinae)

3 spp., unidentified.

### PYRALIDAE (Phycitinae)

*Ancylodes lapsalis* (Walker, 1859)  
KK; KM (BMNH).

*Assara albicostalis* Walker, 1863  
'Nepal' (Roesler, 1973).

*Assara cedrella* (Hampson, 1903)  
KM (BMNH).

*Cadra cautella* (Walker, 1863)  
'Nepal' (Roesler, 1973).

*Cadra figulilella* (Gregson, 1871)  
'Nepal' (Roesler, 1973).

*Canthelea oegnusalis* (Walker, 1859)  
CW; DG; DH; DL; GK; GV; KK; KM; PK (BMNH).

*Ceroprepes patriciella* Zeller, 1867

NL; PC (BMNH).

*Ceroprepes pulvilella* (Zeller, 1867)  
PC (BMNH).

*Cryptoblabe angustipennella* Ragonot, 1888  
CA; KK; NL (BMNH).

*Dioryctria raoi* Mutuura, 1971  
KK (BMNH).

*Ephestia elutella elutella* (Hübner, 1796)  
'Nepal' (Roesler, 1973).

*Epicrocis festivella* Zeller, 1848  
GV; PK (BMNH).

*Etiella zinckenella* (Treitschke, 1832)  
BA; CW; DG (BMNH).

*Euzophera bigella* (Zeller, 1848)  
JB (Roesler, 1973).

*Guastica semilutea* Walker, 1863  
DH (BMNH).

*Hypargyria metalliferella* Ragonot, 1888  
BA; DL; KM (BMNH).

*Indomyrlaea eugraphella* (Ragonot, 1888)  
DH (BMNH).

*Metallostichodes* sp. A nr *hemicautella* (Hampson, 1899)  
PC (BMNH).

*Metallostichodes* sp. B nr *hemicautella* (Hampson, 1899)  
CA; GK; GV; KM (BMNH).

*Oligochroa leucophaeella* (Zeller, 1867)  
GK (BMNH).

*Oligochroa tenebralis* (Hampson, 1896)  
GV; PC (BMNH).

*Pempelia morosalis* (Saalmüller, 1880)  
BA; DL; GV (BMNH).

*Phycita pachylepidella* Hampson, 1896  
NG (BMNH).

*Phycita* sp.  
PK (BMNH).

*Phycitodes albatella dierli* Roesler, 1973: 599  
BD (Roesler, 1973).

*Phycitodes nepalensis* Roesler, 1973: 578  
JB (Roesler, 1973).

*Pseudocadra obscurella* Roesler, 1965  
BH (Roesler, 1973).

*Salebria hemictensis* Meyrick, 1933  
DH; KM (BMNH).

*Sandrabatis crassiella* Ragonot, 1893  
DH (BMNH).

*Thylacoptila paurosema* Meyrick, 1885  
DH (BMNH).

Plus 50 spp., unidentified.

### PYRALIDAE (Pyralinae)

*Arctioleptis rubida* Felder, 1862  
GV; KK (BMNH). See also Yamanaka, 1995 (this volume).

*Bostra* sp.  
GV (BMNH).

*Endotricha costaemaculalis fuscifusalis* Hampson, 1896

- GV; KM (BMNH). See also Yamanaka, 1995 (this volume).
- Endotricha fuscobasalis* Ragonot, 1891  
GV; PC (BMNH). See also Yamanaka, 1995 (this volume).
- Endotricha melanobasis* Hampson, 1916  
CA (BMNH). See also Yamanaka, 1995 (this volume).
- Endotricha olivacealis* (Bremer, 1864)  
KM (BMNH). See also Yamanaka, 1995 (this volume).
- Endotricha repandalis* (Fabricius, 1794),  
**comb. n.** (*Pyalis*)  
CW; DL (BMNH).
- Endotricha similata* (Moore, 1888)  
PC (BMNH). See also Yamanaka, 1995 (this volume).
- Endotricha* sp. A  
NL; PC (BMNH).
- Endotricha* sp. B  
KM (BMNH).
- Endotricha* sp. C  
NL (BMNH).
- Euryzonella latifascia* (Hampson, 1891)  
GV; KM (BMNH). See also Yamanaka, 1995 (this volume).
- Euryzonella scoporhyncha* (Hampson, 1896), **comb. n.** (*Macalla*)  
KM (BMNH).
- Euryzonella scotalis* (Hampson, 1906),  
**comb. n.** (*Bostra*)  
BA (BMNH).
- Euryzonella* sp. A  
PC (BMNH).
- Gauna endotrichalis* (Warren, 1895)  
GV; KM; PK; SD (BMNH). See also Yamanaka, 1995 (this volume).
- Herculia costinotalis* (Hampson, 1896),  
**comb. n.** (*Stemmatophora*)  
KM (BMNH).
- Herculia igniflualis* (Walker, 1859), **comb. n.** (*Orthopygia*)  
KM (BMNH). See also Yamanaka, 1995 (this volume).
- Herculia sericea* (Warren, 1891)  
PC (BMNH).
- Herculia suffusalis* (Walker, 1865)  
KM (BMNH).
- Hypsopygia mauritialis* (Boisduval, 1833)  
'Trisuli River' (BMNH).
- Hypsopygia postflava* (Hampson, 1893)  
BA; CW; PK (BMNH).
- Katja albidefinis* (Hampson, 1903), **comb. n.** (*Tyndis*)  
KK; GV (BMNH).
- Larice* sp. A  
KK; KM (BMNH).
- Loryma recusata* (Walker, 1863)  
CW; KM; PK (BMNH). See also Yamanaka, 1995 (this volume).
- Megalomia angulifascia* (Moore, 1888),  
**comb. n.** (*Bostra*)  
DG; GV; NK; PK; 'Mulabare' (BMNH).
- Megalomia* sp. A  
PC (BMNH).
- Ocrasa nonusalis* (Walker, 1859), **comb. n.** (*Herculia*)  
CA; KK (BMNH).
- Ocrasa nostralis* (Guenée, 1854), **comb. n.** (*Herculia*)  
BA; CW; DG; PK (BMNH).
- Orybina flaviplaga flaviplaga* (Walker, 1863)  
JR; PC (BMNH). See also Yamanaka, 1995 (this volume).
- Orybina kobesi* Roesler, 1984  
See Yamanaka, 1995 (this volume).
- Peucela subresectalis* (Snellen, 1890),  
**comb. n.** (*Pyalis*)  
DH (BMNH).
- Prosaris pernigralis* Meyrick, 1894  
See Yamanaka, 1995 (this volume).
- Pyalis pictalis* Curtis, 1834  
KK; KM; PK (BMNH).
- Pyalis regalis princeps* Butler, 1889,  
**stat. n.**  
GV; KM (BMNH).
- Sacada discinota* (Moore, 1866)  
KK; KM; 'Manichur' (BMNH). See also Yamanaka, 1995 (this volume).
- Sacada flexuosa* (Snellen, 1890)  
DG; DL; PK (BMNH).
- Sacada pallescens* Hampson, 1896  
NL; SG (BMNH). See also Yamanaka, 1995 (this volume).
- Sacada pyraliformis* (Moore, 1879)  
See Yamanaka, 1995 (this volume).
- Sacada sikkima* (Moore, 1879)  
KM (BMNH). See also Yamanaka, 1995 (this volume).
- Tamraca torridalis* (Lederer, 1863)  
PK (BMNH). See also Yamanaka, 1995 (this volume).
- Tamraca* sp. nr *T. imperatrix* (Warren, 1896),  
**comb. n.** (*Bostra*)  
GV (BMNH).
- Tegulifera* sp. A nr *bicoloralis* (Leech, 1889)  
PC (BMNH).
- Tegulifera* sp. B nr *bicoloralis* (Leech, 1889)  
BA; CW (BMNH).
- Toccolosida rubriceps* Walker, 1863  
PK (BMNH). See also Yamanaka, 1995 (this volume).
- Trebania muricolor* Hampson, 1896  
JR (BMNH).
- Trichauchenia dharmasalae* (Butler, 1889),  
**comb. n.** (*Herculia*)  
PK (BMNH).
- Trichauchenia* sp. A  
KK; 'Mulabare' (BMNH).
- Vitessa suradeva suradeva* Moore, 1860  
PK (BMNH). See also Yamanaka, 1995 (this volume).

- PYRALIDAE (Pyraustinae)**
- Achyra massalis* (Walker, 1859)  
BA; CW; DH; DL; KM (BMNH).
- Aethaloessa calidalis calidalis* (Guenée, 1854)  
CW; KM (BMNH). See also Yamanaka, 1995 (this volume).
- Agathodes monstrialis* Guenée, 1854  
CW; PK (BMNH).
- Agathodes ostentalis* (Geyer, 1837)  
See Yamanaka, 1995 (this volume).
- Agathodes* sp. nr *monstrialis* Guenée, 1854  
GV; PK (BMNH).
- Agathodes* sp. nr *ostentalis* (Geyer, 1837)  
PK (BMNH).
- Agrotera scissalis* (Walker, [1866])  
See Yamanaka, 1995 (this volume).
- Almonia cristata* (Hampson, 1891)  
BA (BMNH).
- Analthes semitritalis* (Lederer, 1863)  
See Yamanaka, 1995 (this volume).
- Analyta melanopalpis* (Guenée, 1854)  
BU (BMNH).
- Anania verbascalis* (Denis & Schiffermüller, 1775)  
BA; KM (BMNH). See also Yamanaka, 1995 (this volume).
- Antigastra catalaunalis* (Duponchel, 1833)  
DH; DL (BMNH).
- Aripaana cribrata* (Fabricius, 1794)  
(*Pycnarmon*)  
DG (BMNH). See also Yamanaka, 1995 (this volume).
- Arthroschista hilaralis* (Walker, 1859)  
CW (BMNH). See also Yamanaka, 1995 (this volume).
- Bocchoris clathralis* (Swinhoe, 1894)  
DG (BMNH).
- Botyodes asialis* Guenée, 1854  
DL; KM (BMNH). See also Yamanaka, 1995 (this volume).
- Botyodes caldusalis* (Walker, 1859)  
PK (BMNH). See also Yamanaka, 1995 (this volume).
- Botyodes crocopteralis* (Hampson, 1898)  
GV; PC; PK (BMNH). See also Yamanaka, 1995 (this volume).
- Botyodes diniasalis* (Walker, 1859)  
See Yamanaka, 1995 (this volume).
- Botyodes principalis* (Leech, 1889)  
NL (BMNH). See also Yamanaka, 1995 (this volume).
- Bradina subpurpurescens* Warren, 1896  
PK (BMNH).
- Calamochrous dichroma* (Moore, 1879)  
GV; PC (BMNH).
- Calamochrous purpuralis* Hampson, 1908  
PC (BMNH).
- Callibotys hyalodiscalis* (Warren, 1895)  
PC (BMNH).
- Camptomastix hisbonalis* (Walker, 1859)  
KM (BMNH). See also Yamanaka, 1995 (this volume).
- (this volume).
- Cangetta* sp. nr *rectilinea* Moore, 1886  
DH; GV (BMNH).
- Ceratarcha umbrosa* Swinhoe, 1894  
See Yamanaka, 1995 (this volume).
- Chabula acamasalis* (Walker, 1859)  
PK (BMNH).
- Charitoprepes lubricosa* Warren, 1896  
GV (BMNH). See also Yamanaka, 1995 (this volume).
- Circobotys* sp.  
GV (BMNH).
- Cirrhochrista fumipalpis* Felder & Rogenhofer, 1874  
KM; PK (BMNH).
- Cirrhochrista* sp. nr *brizoalis* (Walker, 1859)  
DH; DL; PK; SD (BMNH).
- Cnaphalocrocis medinalis* (Guenée, 1854)  
GV; PK (BMNH). See also Yamanaka, 1995 (this volume).
- Cnaphalocrocis mimica* (Warren, 1896)  
DG; PK (BMNH).
- Cnaphalocrocis poeyalis* (Boisduval, 1833)  
DH (BMNH).
- Cnaphalocrocis sanitalis* (Snellen, 1882)  
DG; DH (BMNH).
- Cnaphalocrocis suspicalis* (Walker, 1859)  
DH (BMNH).
- Conogethes evaxalis* (Walker, 1859)  
DH (BMNH).
- Conogethes haemactalis* Snellen, 1890  
PK (BMNH).
- Conogethes punctiferalis* (Guenée, 1854)  
DH; GK (BMNH). See also Yamanaka, 1995 (this volume).
- Cotachena alysoni* Whalley, 1961  
GV (BMNH).
- Cotachena pubescens* (Warren, 1892)  
See Yamanaka, 1995 (this volume).
- Crocidophora aurimargo* (Warren, 1896)  
GV (BMNH).
- Crocidophora fasciata* (Moore, 1888)  
See Yamanaka, 1995 (this volume).
- Crocidophora flavofasciata* Moore, 1879  
KK; KM (BMNH). See also Yamanaka, 1995 (this volume).
- Crocidophora pionealis* (Snellen, 1890)  
GV (BMNH).
- Crypsiptya coclesalis* (Walker, 1859)  
See Yamanaka, 1995 (this volume).
- Cydalima laticostalis* (Guenée, 1854)  
DH; PK (BMNH).
- Diaphania indica* (Saunders, 1851)  
DL; GV; KM; PK (BMNH). See also Yamanaka, 1995 (this volume).
- Diasemia accalis* (Walker, 1859)  
CW; KM; PK (BMNH). See also Yamanaka, 1995 (this volume).
- Diasemia impulsalis* (Walker, 1859)  
DH (BMNH).
- Diasemiopsis ramburialis* (Duponchel, 1834)

- CW; KM; PK (BMNH).  
***Diathrausta profundalis*** Lederer, 1863  
 DL; KM; PK (BMNH).  
***Diathraustodes fulvofusa*** Hampson, 1901  
 KK (BMNH). See also Yamanaka, 1995  
 (this volume).  
***Dichocrocis definita*** (Butler, 1889)  
 PK (BMNH). See also Yamanaka, 1995  
 (this volume).  
***Dichocrocis leptalis*** Hampson, 1903  
 BA; DL (BMNH).  
***Dichocrocis nigrilinealis*** (Walker, 1865)  
 PK (BMNH).  
***Diplopeustis pallidalis*** Warren, 1896  
 PC (BMNH).  
***Dysallacta negatalis*** (Walker, 1859)  
 KM (BMNH). See also Yamanaka, 1995  
 (this volume).  
***Endocrossis flavibasalis*** (Moore, 1867)  
 PK (BMNH). See also Yamanaka, 1995  
 (this volume).  
***Epiparbattia gloriosalis whalleyi*** Munroe  
 & Mutuura, 1971  
 See Yamanaka, 1995 (this volume).  
***Euclasta defamatalis*** (Walker, 1859)  
 CW (BMNH).  
***Euclasta*** sp.  
 BA (BMNH).  
***Eurrhyarodes bracteolalis*** (Zeller, 1852)  
 DH (BMNH).  
***Eurrhyarodes tricoloralis*** (Zeller, 1852)  
 CW; DG; PK (BMNH).  
***Eutrichotis abraxalis*** (Walker, 1865)  
 GV (BMNH).  
***Filodes sexpunctalis*** Snellen, 1890  
 DH; GV; PK (BMNH). See also Yamanaka,  
 1995 (this volume).  
***Furcivena strigiferalis*** Hampson, 1896  
 CW; DH (BMNH).  
***Glyphodes bicolor*** (Swainson, 1821)  
 BA (BMNH).  
***Glyphodes bivitalis*** Guenée, 1854  
 PK (BMNH). See also Yamanaka, 1995  
 (this volume).  
***Glyphodes caesalis*** Walker, 1859  
 PK (BMNH). See also Yamanaka, 1995  
 (this volume).  
***Glyphodes canthusalis*** Walker, 1859  
 DG; DH; PK (BMNH). See also Yamanaka,  
 1995 (this volume).  
***Glyphodes crithealis*** (Walker, 1859)  
 See Yamanaka, 1995 (this volume).  
***Glyphodes lacustralis*** Moore, 1867  
 See Yamanaka, 1995 (this volume).  
***Glyphodes onychinalis*** (Guenée, 1854)  
 BA; DH; KM (BMNH). See also  
 Yamanaka, 1995 (this volume).  
***Glyphodes orbiferalis*** Hampson, 1896  
 GV (BMNH).  
***Glyphodes stolalis*** Guenée, 1854  
 CW (BMNH). See also Yamanaka, 1995  
 (this volume).  
***Glyphodes*** sp. nr *pyloalis* Walker, 1859  
 GK; KM (BMNH).  
***Glyphodes*** sp. nr *stolalis* Guenée, 1854  
 PC; PK (BMNH).  
***Goniorhynchus signatalis*** (Walker, [1866])  
 GV; PK (BMNH). See also Yamanaka,  
 1995 (this volume).  
***Haritalodes derogata*** (Fabricius, 1775)  
 PK (BMNH). See also Yamanaka, 1995  
 (this volume).  
***Hendecasis duplifascialis*** (Hampson, 1891)  
 GV; PC (BMNH).  
***Herpetogramma licarsisalis*** (Walker, 1859)  
 CW; PK (BMNH). See also Yamanaka,  
 1995 (this volume).  
***Herpetogramma luctuosalis luctuosalis***  
 (Guenée, 1854)  
 PK (BMNH). See also Yamanaka, 1995  
 (this volume).  
***Herpetogramma*** sp. nr *stultalis* (Walker,  
 1859)  
 PK (BMNH).  
***Hyalobathra coenostolalis*** (Snellen, 1880)  
 GV (BMNH). See also Yamanaka, 1995  
 (this volume).  
***Hyalobathra filalis*** (Guenée, 1854)  
 CW; DH; PK (BMNH).  
***Hyalobathra opheltisalis*** (Walker, 1859)  
 CW (BMNH).  
***Hyalobathra rubralis*** (Swinhoe, 1906)  
 DL (BMNH).  
***Hyalopлага pulchralis*** (Moore, 1867)  
 GV; KK (BMNH). See also Yamanaka,  
 1995 (this volume).  
***Hymenia perspectalis*** (Hübner, 1796)  
 NG (BMNH).  
***Leucinodes orbonalis*** Guenée, 1854  
 CA; DH (BMNH). See also Yamanaka,  
 1995 (this volume).  
***Luma monomma*** (Warren, 1896)  
 GV (BMNH).  
***Lygropia amplificata*** (Warren, 1896)  
 PK (BMNH).  
***Mabra eryxalis*** (Walker, 1859)  
 DH (BMNH).  
***Macrospectrodes subargentalis*** (Snellen,  
 1890)  
 CR; PC (BMNH).  
***Maruca vitrata*** (Fabricius, 1787)  
 CW; DH; GV; KM; PK; RR (BMNH). See  
 also Yamanaka, 1995 (this volume).  
***Meroctena tullalis*** (Walker, 1859)  
 See Yamanaka, 1995 (this volume).  
***Metoeca foedalis*** (Guenée, 1854)  
 CW; DG; PK (BMNH). See also  
 Yamanaka, 1995 (this volume).  
***Nacoleia charesalis*** (Walker, 1859)  
 PK (BMNH).  
***Nacoleia commixta*** (Butler, 1879)  
 GK; GV; KM; PK (BMNH). See also  
 Yamanaka, 1995 (this volume).  
***Nacoleia tampusalis*** (Walker, 1859)

- KM (BMNH).  
*Nausinoe geometralis* (Guenée, 1854)  
 KM; PK (BMNH).  
*Nausinoe pueritia* (Cramer, [1780])  
 PK (BMNH).  
*Neadeloides glaucoptera* (Hampson, 1896)  
 GV; PK (BMNH). See also Yamanaka,  
 1995 (this volume).  
*Nephelobotys* sp. nr *nephelistalis* (Hampson,  
 1913)  
 GV (BMNH).  
*Nevrina procopia* (Stoll, 1781)  
 See Yamanaka, 1995 (this volume).  
*Nomophila noctuella* (Denis & Schiffer-  
 müller, 1775)  
 KM (BMNH). See also Yamanaka, 1995  
 (this volume).  
*Nosophora dispilalis* Hampson, 1896  
 BA; PK (BMNH).  
*Omiodes diemenalis* (Guenée, 1854)  
 DG (BMNH).  
*Omiodes indicata* (Fabricius, 1775)  
 CW; DG; KM; PK (BMNH). See also  
 Yamanaka, 1995 (this volume).  
*Omiodes noctescens* (Moore, 1888)  
 See Yamanaka, 1995 (this volume).  
*Pachynoa nigrilinealis* (Hampson, 1903)  
 DG (BMNH).  
*Pachynoa sabelialis* Guenée, 1854  
 See Yamanaka, 1995 (this volume).  
*Pachynoa* sp. nr *spilosomoides* (Moore, 1886)  
 BS (BMNH).  
*Pagyda salvalis* Walker, 1859  
 GV (BMNH). See also Yamanaka, 1995  
 (this volume).  
*Paliga rubicundalis* Warren, 1896  
 GV (BMNH). See also Yamanaka, 1995  
 (this volume).  
*Palpita asiaticalis* Inoue, 1994: 98  
 CD; DQ; GV; JR; MN; ND; PC; RR  
 (Inoue, 1994). See also Yamanaka, 1995  
 (this volume).  
*Palpita fraterna* (Moore, 1888)  
 PK (BMNH). See also Yamanaka, 1995  
 (this volume).  
*Palpita nigropunctalis* (Bremer, 1864)  
 KM; PC; PK; RR (BMNH).  
*Palpita perunionalis* Inoue, 1994: 102  
 GV; KA; PC (Inoue, 1994). See also  
 Yamanaka, 1995 (this volume).  
*Palpita unionalis* (Hübner, 1796)  
 BA; DD; DG; DH; KM; PC (BMNH).  
*Palpita warrenalis* (Swinhoe, 1894)  
 DH; KM; PC; PK (BMNH). See also  
 Yamanaka, 1995 (this volume).  
*Paranacoleia lophophoralis* (Hampson,  
 1912)  
 See Yamanaka, 1995 (this volume).  
*Parbattia vialis* Moore, 1888  
 See Yamanaka, 1995 (this volume).  
*Parotis marinata* (Fabricius, 1794)  
 BA; DG; PK (BMNH).  
*Patania concatenalis* (Walker, 1865)  
 PK (BMNH). See also Yamanaka, 1995  
 (this volume).  
*Peribona venosa* (Butler, 1889)  
 See Yamanaka, 1995 (this volume).  
*Piletocera aegimiusalis* (Walker, 1859)  
 PK (BMNH).  
*Pilocrocis milvinalis* (Swinhoe, 1885)  
 BA; PK (BMNH).  
*Pionea ablactalis* (Walker, 1859)  
 PC (BMNH).  
*Pleuroptya balteata* (Fabricius, 1798)  
 See Yamanaka, 1995 (this volume).  
*Pleuroptya characteristica* (Warren, 1896)  
 See Yamanaka, 1995 (this volume).  
*Pleuroptya deficiens* (Moore, 1887)  
 See Yamanaka, 1995 (this volume).  
*Pleuroptya lunalis* (Guenée, 1854)  
 See Yamanaka, 1995 (this volume).  
*Pleuroptya nigriflava* (Swinhoe, 1894)  
 See Yamanaka, 1995 (this volume).  
*Pleuroptya quadrimaculalis* (Kollar,  
 [1844])  
 See Yamanaka, 1995 (this volume).  
*Pleuroptya ruralis* (Scopoli, 1763)  
 GV; KK; PK (BMNH). See also Yamanaka,  
 1995 (this volume).  
*Pleuroptya verecunda* (Warren, 1896)  
 PK (BMNH). See also Yamanaka, 1995  
 (this volume).  
*Polythlipta cerealis* Lederer, 1863  
 See Yamanaka, 1995 (this volume).  
*Polythlipta ossealis* Lederer, 1863  
 GV; PC (BMNH).  
*Prooedema inscisalis* (Walker, [1866])  
 See Yamanaka, 1995 (this volume).  
*Protonoceras capitalis* (Fabricius, 1794)  
 BU; GV (BMNH). See also Yamanaka,  
 1995 (this volume).  
*Psara cynaralis* (Walker, 1859)  
 BA; DG; PK (BMNH).  
*Pycnarmon alboflavalis* (Moore, 1879)  
 DH (BMNH).  
*Pycnarmon jaguaralis* (Guenée, 1854)  
 See Yamanaka, 1995 (this volume).  
*Pycnarmon virgatalis* Moore, 1867  
 CW (BMNH).  
*Pygospila tyres* (Cramer, 1779)  
 DH; GV; PC (BMNH). See also Yamanaka,  
 1995 (this volume).  
*Pyradena* sp.  
 GV (BMNH).  
*Pyrausta euprepialis* Hampson, 1903  
 RR (BMNH).  
*Pyrausta euryphaea* Meyrick, 1932  
 PK (BMNH).  
*Pyrausta panopealis* (Walker, 1859)  
 See Yamanaka, 1995 (this volume).  
*Pyrausta phoenicealis* (Hübner, 1818)  
 DH (BMNH).  
*Pyrausta silhetalis* Guenée, 1854  
 GV; KK; KM (BMNH).

- Rehimena phrynealis* (Walker, 1859)  
KM (BMNH).
- Rhagoba octomaculalis* Moore, 1867,  
comb. rev.  
AV (BMNH).
- Rhectothyris gratiosalis* (Walker, 1859)  
See Yamanaka, 1995 (this volume).
- Rhimphalea trogusalis* (Walker, 1859)  
CW; PK (BMNH). See also Yamanaka,  
1995 (this volume).
- Rodaba angulipennis* Moore, 1888  
CR (BMNH). See also Yamanaka, 1995  
(this volume).
- Sameodes cancellalis* (Zeller, 1852)  
CW; PK (BMNH). See also Yamanaka,  
1995 (this volume).
- Spoladea recurvalis* (Fabricius, 1775)  
CW; KM; PK (BMNH). See also  
Yamanaka, 1995 (this volume).
- Stenia minoralis* (Snellen, 1880)  
BA; DH (BMNH).
- Syllepte costalis* (Moore, 1887)  
GV; PC (BMNH).
- Syllepte denticulata* (Moore, 1888)  
GV (BMNH).
- Syllepte gastralis* (Walker, 1865)  
GV (BMNH). See also Yamanaka, 1995  
(this volume).
- Syllepte opasalis* (Walker, 1859)  
GV; KK (BMNH).
- Syllepte sabinusalis* (Walker, 1859)  
PK (BMNH).
- Synclera subtessellalis* (Walker, 1865)  
GV; KM (BMNH). See also Yamanaka,  
1995 (this volume).
- Syngamia falsidicalis* (Walker, 1859)  
KK; KM (BMNH). See also Yamanaka,  
1995 (this volume).
- Talanga sexpunctalis* Moore, 1877  
KM; PK (BMNH). See also Yamanaka,  
1995 (this volume).
- Terastia egialealis* (Walker, 1859)  
PK (BMNH). See also Yamanaka, 1995  
(this volume).
- Tetridia caletoralis* (Walker, 1859)  
BA; GV; KM (BMNH).
- Tyspanodes cardinalis* Hampson, 1896  
GV (BMNH). See also Yamanaka, 1995  
(this volume).
- Tyspanodes linealis* (Moore, 1867)  
CW; PK (BMNH).
- Tyspanodes nigrolinealis* (Moore, 1867)  
See Yamanaka, 1995 (this volume).
- Udea ferrugalis* (Hübner, 1796)  
KM (BMNH). See also Yamanaka, 1995  
(this volume).
- Ulopeza idyalis* (Walker, 1859)  
BA; DH (BMNH). See also Yamanaka,  
1995 (this volume).
- Plus 42 spp., unidentified.

**PYRALIDAE (Schoenobiinae)**

- Donacula niloticus* (Zeller, 1867), comb.  
n. (*Schoenobius*)  
DL (BMNH).
- Panalipa immeritalis* (Walker, 1859)  
BA; BU; CW; DH; NG (BMNH).
- Promacrochilo ambiguellus* (Snellen, 1890)  
PC (BMNH).
- Ramila angustifimbrialis* (Swinhoe, 1890)  
CW; KM; PK; SD (BMNH).
- Ramila marginella* Moore, 1867  
CW (BMNH).
- Scirpophaga brunnealis* (Hampson, 1919)  
RH (Lewvanich, 1981a). CW (BMNH).
- Scirpophaga excerptalis* (Walker, 1863)  
BW; KM (Lewvanich, 1981a). CW; KM  
(BMNH).
- Scirpophaga fusciflua* Hampson, 1893  
JH; JR; KM; MG (Lewvanich, 1981a).
- Scirpophaga incertulas* (Walker, 1863)  
BH; BW; JH; KM; MG; TP (Lewvanich,  
1981a). BA; BU; CA; CW; DG; DH; DL;  
PK (BMNH).
- Scirpophaga kumatai* Lewvanich, 1981b: 19  
TR (Lewvanich, 1981b).
- Scirpophaga magnella* Joannis, 1929  
BR; RT (BMNH) (Lewvanich, 1981a).
- Scirpophaga nepalensis* Lewvanich, 1981b:  
21  
TR (Lewvanich, 1981b).
- Scirpophaga nivella* (Fabricius, 1794)  
BH; JH; KM; MG (Lewvanich, 1981a).
- Scirpophaga xanthogastrella* (Walker,  
1863)  
CG; LK (Lewvanich, 1981a).

**PYRALIDAE (Scopariinae)**

- Scoparia medinella* Snellen, 1890  
CR; PC (BMNH).
- Scoparia mediorufalis* Hampson, 1896  
DD; PC (BMNH).
- Plus 29 spp., unidentified.

**ROESLERSTAMMIIDAE**

- 1 sp., unidentified.

**SCYTHRIDIDAE**

- 2 spp., unidentified.

**SESIIDAE**

- Melittia eurytion* (Westwood, 1848)  
GV (BMNH).

**SIMAETHISTIDAE**

- Simaethistis tricolor* (Butler, 1889)  
GV (BMNH).

## SYMMOCIDAE

- Indiospastus epentheticus* (Meyrick, 1931)  
BH; BW; KC; PC (Gozmány, 1973).  
*Kertomesis anaphracta* (Meyrick, 1907)  
BW; PC (Gozmány, 1973).  
*Kertomesis anthracosema* (Meyrick, 1933)  
JB; JR; KC; LK (Gozmány, 1973).

## THYRIDIDAE

- Collinsa obliquistrigalis* (Warren, 1896),  
**comb. n.** (*Rhodoneura*)  
KK; KM (BMNH).  
*Hypolamprus angulalis* (Moore, 1879)  
PK (BMNH).  
*Hypolamprus* sp.  
GV (BMNH).  
*Rhodoneura lobulata* (Moore, 1888), **comb. n.**  
(*Hypolamprus*)  
PC (BMNH).  
*Striglina scitaria scitaria* (Walker, 1862)  
DH (BMNH).  
*Striglina propatula* Whalley, 1974  
KM (BMNH).

## TINEIDAE

- Amorophaga rosemariae* Robinson, 1986a:  
111  
PC (Robinson, 1986a).  
*Cephimallota densoni* Robinson, 1986b: 94  
GV; KM (Robinson, 1986b).  
*Cimitra seclusella* (Walker, 1864), **comb. n.**  
(*Hapsifera*)  
BA; CW; DG; DH; DL; NG (BMNH).  
*Crypsithyris melosema* Meyrick, 1917  
DC; GV; KM (EIHU).  
*Crypsithyris psolocomia* Meyrick, 1931  
KM (EIHU).  
*Dinica dierli* Petersen, 1983: 35  
JB (Petersen, 1983).  
*Drimyblastis telamonina* Meyrick, 1907  
KM (BMNH).  
*Edosa liomorpha* (Meyrick, 1894), **comb. n.**  
(*Tinea*)  
CW (BMNH).  
*Edosa nepalensis* Petersen, 1982: 73  
RH (Petersen, 1982).  
*Edosa opsigona* (Meyrick, 1911), **comb. n.**  
(*Tinea*)  
BA; CW; DH; KM; SD (BMNH). BT; PA;  
PK; TR (EIHU).  
*Edosa orphnodes* (Meyrick, 1911), **comb. n.**  
(*Tinea*)  
GK; GV; KK; KM (BMNH). SW (EIHU).  
*Edosa synaema* (Meyrick, 1905), **comb. n.**  
(*Tinea*)  
BU; CW (BMNH).  
*Edosa* sp. A  
CW (BMNH).  
*Edosa* sp. B  
CW; KM; PK; SU (BMNH; EIHU).

- Edosa* sp. C  
DH (BMNH).  
*Edosa* sp. D  
CW (BMNH).  
*Edosa* sp. E  
CW (BMNH).  
*Edosa* sp. F  
DD (BMNH).  
*Edosa* sp. G  
BA; CW; DL (BMNH).  
*Edosa* sp. H  
GK; GV; KM (BMNH).  
*Edosa* sp. I  
CW; DG; DH (BMNH).  
*Epactris orthiasta* (Meyrick, 1928), **comb. n.**  
(*Tinea*)  
CW (BMNH). GV; MK (EIHU).  
*Eudarcia incincta* Meyrick, 1919  
KM (BMNH).  
*Eudarcia* sp. A  
KM (BMNH).  
*Eudarcia* sp. B  
KM (BMNH).  
*Eudarcia* sp. C  
KM (BMNH).  
*Eudarcia* sp. D  
CW (BMNH).  
*Gerontha* sp. A  
CW; GV; KM (BMNH).  
*Monopis artasyras* Meyrick, 1931  
BJ; KJ; PG (Petersen, 1982). CR; NL  
(BMNH). CS (EIHU).  
*Monopis avara* Meyrick, 1919  
BA; DG; KM (BMNH).  
*Monopis longella* (Walker, 1863), **stat. rev.**  
GV; KK; KM; PK (BMNH). GV; KM  
(EIHU).  
*Monopis monachella* (Hübner, 1796)  
CW; DG; KM; PK (BMNH). PA (EIHU).  
*Morphaga cremnarcha* (Meyrick, 1932)  
GV (Robinson, 1986a).  
*Nemapogon asyntacta* (Meyrick, 1917)  
PC (BMNH).  
*Niditinea striolella* (Matsumura, 1931)  
KM (BMNH).  
*Opogona trigonomis* Meyrick, 1907  
CW (BMNH).  
*Opogona* sp. A  
CW (BMNH).  
*Opogona* sp. B  
CW (BMNH).  
*Opogona* sp. C  
BA (BMNH).  
*Opogona* sp. D  
GV (BMNH).  
*Opogona* sp. E  
PC (BMNH).  
*Opogona* sp. F  
CW (BMNH).  
*Perissomastix (Lazocatena) nigrocephala*  
Petersen, 1982: 73  
BD (Petersen, 1982). GV (BMNH).



*Platysceptria glebifera* (Meyrick, 1911),  
comb. n. (*Myrmecozela*)  
KM (BMNH).

*Platysceptria leontina* (Meyrick, 1911),  
comb. n. (*Myrmecozela*)  
CW (BMNH).

*Platysceptria* sp.  
CW (BMNH).

"*Tinea*" *insignata* Meyrick, 1919  
PC (BMNH).

*Tinea translucens* Meyrick, 1917  
KM (BMNH).

*Tineovortex canicoma* (Meyrick, 1911),  
comb. n. (*Tinea*)  
TO (EIHU).

*Tinissa indica* Robinson, 1976  
CW (BMNH).

*Wegneria cerodelta* (Meyrick, 1911)  
CA; KM (BMNH).

*Wyoma echinastrea* (Meyrick, 1931), comb.  
n.  
CW (BMNH). PA (EIHU).  
Plus 4 spp., unidentified.

#### TISCHERIIDAE

*Tischeria* sp. A  
PC (BMNH).

*Tischeria* sp. B  
GV (BMNH).

#### TORTRICIDAE (Chlidanotinae)

*Cnephasitis dryadarcha* (Meyrick, 1912)  
PC; MI (BMNH).

*Gnaphalostoma nivacula* Diakonoff, 1976:  
133  
GB (Diakonoff, 1976).

*Lopharcha iriodis* Diakonoff, 1976: 67  
GV (Diakonoff, 1976).

#### TORTRICIDAE (Cochylinae)

*Aethes irmozona* Diakonoff, 1976: 8  
KC (Diakonoff, 1976).

*Cochylidia altivaga* Diakonoff, 1976: 5  
CG (Diakonoff, 1976).

*Cochylis aethoclasma* Diakonoff, 1976: 7  
KC (Diakonoff, 1976).

*Cochylis indica* Razowski, 1968  
KM (BMNH).

*Cochylis stiroadelphys* Diakonoff, 1976: 7  
JH (Diakonoff, 1976).

*Eupoecilia ambiguella* (Hübner, 1796)  
BO (Kawabe & Sakurai, 1988).

*Eupoecilia armifera* Razowski, 1968  
GV; KK (BMNH).

*Eupoecilia turbinaris* (Meyrick, 1928)  
GV; KK (BMNH).

#### TORTRICIDAE (Olethreutinae)

*Ancylis percnobathra* Meyrick, 1933  
SU (EIHU). BA; CA; GV; SD (BMNH).

*Arcesia threnodes* (Meyrick, 1905)  
KM (BMNH).

*Asaphistis praeceps* Meyrick, 1909  
CA; GV; KK; KM; PC; SD (BMNH).

*Asymmetrarcha xenopa* Diakonoff, 1973  
GV; PC (BMNH).

*Aterpia mensifera* (Meyrick, 1916)  
GV; KK; PC (BMNH).

*Aterpia palliata* (Meyrick, 1909)  
GV; KK; NL; PC (BMNH).

*Bactra copidotis* Meyrick  
KR; NG (Kawabe & Sakurai, 1988).

*Cephalophyes latens* (Diakonoff, 1973),  
comb. n. (*Statherotoxys*)  
KM; PK (BMNH).

*Costosa rhodantha* (Meyrick, 1907)  
GV; KM (BMNH). GV – host: *Michelia* sp.  
(EIHU).

*Cryptaspasma helota* (Meyrick, 1905)  
DM (EIHU).

*Cryptaspasma marginifasciatus*  
(Walsingham, 1900)  
GV (BMNH).

*Cryptaspasma trigonana* (Walsingham,  
1900)  
PC (BMNH).

*Cryptophlebia hemitoma* Diakonoff, 1976:  
45  
GV (Diakonoff, 1976).

*Cryptophlebia nannophthalma* Diakonoff,  
1976: 45  
BW (Diakonoff, 1976).

*Cryptophlebia ombrodelta* (Lower, 1898)  
BH; BW (Diakonoff, 1976).

*Cydia cyanatra* (Diakonoff, 1976: 41)  
(*Laspeyresia*)  
GV (Diakonoff, 1976).

*Cydia nebulocula* (Diakonoff, 1976: 39)  
(*Laspeyresia*)  
GV (Diakonoff, 1976).

*Cydia pulverula* (Meyrick, 1912)  
(*Laspeyresia*)

CG; GB; GV; KC (Diakonoff, 1976).

*Cymolomia phaeopelta* (Meyrick, 1921)  
BY; KM (Kawabe & Sakurai, 1988). KM;  
SD; (BMNH).

*Diacantha xerophila* (Meyrick, 1939)  
BW (Diakonoff, 1976).

*Dierlia aurata* Diakonoff, 1976: 32  
GV (Diakonoff, 1976).

*Dierlia poeciloptera* Diakonoff, 1976: 35  
GV (Diakonoff, 1976).

*Dudua aprobola* (Meyrick, 1886)

KM; NG (Kawabe & Sakurai, 1988).

*Dudua tetanota* (Meyrick, 1909)  
CL; DH (BMNH).

*Epiblema concava* Diakonoff, 1964: 46  
SC (Diakonoff, 1964).

*Eucosma leucotoma* Diakonoff, 1964: 47

- KH (Diakonoff, 1964).  
***Eudemis gyrotis*** (Meyrick, 1909)  
 GV (BMNH).  
***Gatesclarkeana confrica*** Diakonoff, 1973  
 KK (BMNH).  
***Gatesclarkeana erotias*** (Meyrick, 1905)  
 KM; PK; SN (Kawabe & Sakurai, 1988).  
***Gibberifera alba*** Kawabe & Nasu, 1994: 91  
 NL (BMNH/Kawabe & Nasu, 1994).  
***Gibberifera glaciata*** (Meyrick, 1907)  
 GV; KK; KM (BMNH/Kawabe & Nasu,  
 1994).  
***Gibberifera nigrovena*** Kawabe & Nasu,  
 1994: 87  
 CW (BMNH/Kawabe & Nasu, 1994).  
***Gibberifera obscura*** Diakonoff, 1964: 48  
 SC (Diakonoff, 1964).  
***Gibberifera "simplana"*** sensu Kawabe &  
 Sakurai, 1988  
 KR (Kawabe & Sakurai, 1988).  
***Grapholitha astrapephora*** Diakonoff,  
 1976: 19  
 BJ (Diakonoff, 1976).  
***Grapholitha bicincta*** Diakonoff, 1976: 10  
 GV (Diakonoff, 1976).  
***Grapholitha chrysacrotoma*** Diakonoff,  
 1976: 18  
 GV (Diakonoff, 1976).  
***Grapholitha graphologa*** Diakonoff, 1976:  
 21  
 JN (Diakonoff, 1976).  
***Grapholitha heptatoma*** Diakonoff, 1976: 11  
 JR (Diakonoff, 1976).  
***Grapholitha namatophora*** Diakonoff,  
 1976: 12  
 GV (Diakonoff, 1976).  
***Grapholitha tricyanitis*** Diakonoff, 1976: 16  
 JN; GB (Diakonoff, 1976).  
***Hedya iophaea*** (Meyrick, 1912)  
 CA; GV; SD (BMNH).  
***Matsumuraeses melanaula*** (Meyrick, 1916)  
 GV; KC (Diakonoff, 1972).  
***Matsumuraeses metacritica*** (Meyrick,  
 1922)  
 JR (Diakonoff, 1972).  
***Matsumuraeses ochrocervina***  
 (Walsingham, 1900)  
 KJ (Diakonoff, 1972).  
***Matsumuraeses tetramorpha*** Diakonoff,  
 1972: 247  
 BJ; JN; JR; KJ; KM; PG; TP (Diakonoff,  
 1972).  
***Matsumuraeses xantholoba*** Diakonoff,  
 1972: 245  
 JB (Diakonoff, 1972). CP; KR (Kawabe &  
 Sakurai, 1988).  
***Neopotamia cryptocosma cryptocosma***  
 Diakonoff, 1973  
 GK; GV; KK; NL; DU (BMNH).  
***Neopotamia cryptocosma taiwana***  
 Kawabe, 1992  
 PC (BMNH).  
***Neopotamia orophias*** (Meyrick, 1907)  
 GV (BMNH).  
***Neopotamia rubra*** Kawabe, 1992  
 CR; DD; NL; DU (BMNH).  
**"*Olethreutes*" *niphodelta*** (Meyrick, 1925)  
 KK; PC (BMNH).  
***Olethreutes nomas*** Diakonoff, 1983  
 GV; KM (BMNH).  
***Ophiorrhabda mormopa*** (Meyrick, 1906)  
 DH (BMNH). MA (Kawabe & Sakurai,  
 1988).  
***Ophiorrhabda philocompsa*** (Meyrick,  
 1921)  
 BA; DG; PK (BMNH).  
***Ophiorrhabda tokui*** Kawabe, 1974  
 GK; GV (BMNH).  
***Pammene bathysema*** Diakonoff, 1976: 26  
 BD; JN (Diakonoff, 1976).  
***Pammene phthoneris*** Diakonoff, 1976: 27  
 JB (Diakonoff, 1976).  
***Parapammene cyanodesma*** Diakonoff,  
 1976: 23  
 GV (Diakonoff, 1976).  
***Parapammene pericapna*** Diakonoff, 1976:  
 23  
 GB (Diakonoff, 1976).  
***Penthostola albomaculatis*** (Liu & Bai,  
 1985), **comb. n.** (*Eudemis*)  
 KM (BMNH).  
***Phaecedophora fimbriata*** Walsingham,  
 1900  
 GV; PC; PK (BMNH).  
***Phaecasiophora attica*** (Meyrick, 1907)  
 PC (BMNH).  
***Phaecasiophora decolor*** Diakonoff, 1983  
 GV; PC (BMNH).  
***Phaecasiophora pertexta*** (Meyrick, 1920)  
 (= *P. guttulosa* Diakonoff, 1973, **syn. n.**)  
 NL; PC (BMNH).  
***Selania acquiescens*** Diakonoff, 1976: 37  
 JH (Diakonoff, 1976).  
***Sorolopha herbifera*** (Meyrick, 1909)  
 CW; GV; KK; KM (BMNH).  
***Sorolopha phyllochloa*** (Meyrick, 1905)  
 CW (BMNH).  
***Spilonota melanacta*** Meyrick, 1907  
 BY (Kawabe & Sakurai, 1988).  
***Strepsicrates routhia*** Meyrick, 1910  
 BY; KR (Kawabe & Sakurai, 1988).  
***Strophedromorpha mica*** Diakonoff, 1976:  
 29  
 JB (Diakonoff, 1976).  
 Plus 100 spp., unidentified.

#### TORTRICIDAE (Tortricinae)

- Acleris atomophora*** Diakonoff, 1976: 60  
 GB (Diakonoff, 1976).  
***Acleris chionocentra*** (Meyrick, 1908)  
 DU (BMNH).  
***Acleris compsoptila*** (Meyrick, 1923)  
 DU (BMNH).

- Acleris denticulosa* Diakonoff, 1976: 66  
JN (Diakonoff, 1976).
- Acleris enitescens* (Meyrick, 1912)  
GV; KC (Diakonoff, 1976). GK; GV; KK;  
KM (BMNH). KR (Kawabe & Sakurai,  
1988).
- Acleris extensana agrioma* (Meyrick,  
1920), *stat. n.*  
GB; JB; JR; KC (Diakonoff, 1976 – as  
*extensana* Walker, 1863). GV; KM  
(BMNH). KR (Kawabe & Sakurai, 1988).  
GV – host: *Pyracantha crenulata* (EIHU).  
[This species is considered here to consist  
of two subspecies: *A. extensana extensana*  
Walker, 1863, *stat. n.*, from tropical areas  
of Sri Lanka and southern India, and *A.*  
*extensana agrioma*, from subtropical and  
temperate areas of Nepal, Burma, Sikkim  
and northern India. Specimens of the  
latter subspecies are generally smaller and  
narrower-winged than the former.]
- Acleris fistularis* Diakonoff, 1976: 65  
KJ (Diakonoff, 1976).
- Acleris loxoscia* (Meyrick, 1907)  
GB; KJ; TD (Diakonoff, 1976). CR; DG;  
HB; PC (BMNH).
- Acleris lucipeta* Razowski, 1966  
KJ (Diakonoff, 1976). BO (Kawabe &  
Sakurai, 1988).
- Acleris medea* Diakonoff, 1976: 61  
CL (Diakonoff, 1976).
- Acleris monagma* Diakonoff, 1976: 57  
TD (Diakonoff, 1976).
- Acleris nectaritis* (Meyrick, 1912)  
JN (Diakonoff, 1976). CR; NL (BMNH).
- Acleris pallidorbis* Diakonoff, 1976: 61  
TD (Diakonoff, 1976). DG (!); NL; PC;  
DU (BMNH).
- Acleris semitexta* (Meyrick, 1912)  
BJ; CL; GV; JR (Diakonoff, 1976). GV;  
KK; KM; NL; PC; MI; DU (BMNH).
- Acleris venatana* Kawabe, 1992  
GV; KK; PC (BMNH).
- Adoxophyes parastropha* Meyrick, 1912  
GV (Diakonoff, 1976). GV (BMNH). KM;  
KR (Kawabe & Sakurai, 1988).
- Adoxophyes privatana* (Walker, 1863)  
BN; BW (Diakonoff, 1976). CW; DH; GK;  
GV; KM; PK (BMNH). SD – host: *Schima*  
*wallichii*; SU (EIHU). BY; KM (Kawabe &  
Sakurai, 1988).
- Ancyrolepis rhodoconia* Diakonoff, 1976:  
95  
BD; GV; JR; PG (Diakonoff, 1976). GV;  
KK; PC (BMNH). DM; SM (EIHU).
- Archips dierli* Diakonoff, 1976: 83  
JN (Diakonoff, 1976).
- Archips eductana* (Walker, 1863)  
NL (BMNH).
- Archips encausta* (Meyrick, 1907)  
(=*Archips dicaeus* Diakonoff, 1968, *syn. n.*)  
BW (Diakonoff, 1976).
- Archips euryplintha* (Meyrick, 1924)  
BO; KM; MA (Kawabe & Sakurai, 1988).
- Archips hemixantha* (Meyrick, 1918)  
GV; PC (BMNH).
- Archips machlopiis* (Meyrick, 1912)  
(=*Archips seminubilus* Meyrick, 1930)  
BH; BW; GV; JH; KC; KM; MG  
(Diakonoff, 1976 – as *Archips micaceana*  
(Walker, 1863)). BA; CW; DG; DH; GV;  
KM; PK (BMNH). BY; BO; CP; KM; KR;  
MA; PK; SN (Kawabe & Sakurai, 1988 –  
as *seminubilus*).
- Archips solida* (Meyrick, 1908)  
BD; GB; GV; JB; JN; JR; PC; TK  
(Diakonoff, 1976 – as *euryplintha*  
(Meyrick)). CR; GV; KK; KM; NL; PC  
(BMNH).
- Archips termias* (Meyrick, 1918)  
DI (Yasuda, 1969). BD; BJ; BK; CG; CL;  
GB; GV; JB; JN; JR; KC; KM; PC; SK; TK  
(Diakonoff, 1976). GV; KK; KM (BMNH).  
BO; KK; KM; KR (Kawabe & Sakurai,  
1988).
- Archips termias argutus* Diakonoff, 1976:  
91  
BJ; DK (Diakonoff, 1976). CR; NL  
(BMNH).
- Argyrotaenia tricensa* (Meyrick, 1912)  
(*Neocalyptis*)  
GV (Diakonoff, 1976). DM (EIHU). DD;  
GK; GV; KK; KM; NL; PC; TO (BMNH).  
BY; CP; KR; TN (Kawabe & Sakurai,  
1988).
- Brachiolia egenella* (Walker, 1864)  
CW (BMNH).
- Capua chloraspis* (Meyrick, 1924)  
BD; GB; GV; JB (Diakonoff, 1976). DD;  
KM; NL; PC; DU (BMNH). PA (EIHU).
- Capua lissochrysa* Diakonoff, 1976: 76  
BD; GV; JR (Diakonoff, 1976).
- Catamacta provocata* Meyrick, 1912  
CP (Kawabe & Sakurai, 1988).
- Cerace onustana* Walker, 1863: 422  
'Nepaul' (Walker, 1863). BB; MP; RB  
(Yasuda, 1978).
- Cerace semnologa* Diakonoff, 1976: 70  
JN (Diakonoff, 1976).
- Cerace stipatana nepalensis* Diakonoff,  
1976: 71  
TK (Diakonoff, 1976). DN; NP; PK  
(Yasuda, 1978). PK (BMNH).
- Cerace tetraonis* Butler, 1886  
NK (Yasuda, 1978).
- Chiraps chlorotypa* (Meyrick, 1934)  
PK (BMNH).
- Choristoneura quadratica* Diakonoff, 1964:  
46  
GG (Diakonoff, 1964).
- Clepsis humana* (Meyrick, 1912)  
(*Mochlopyga*)  
(=*Mochlopyga khola* Yasuda, 1969: 170).  
SC (Diakonoff, 1964). ID; DI; YM (as

- khola* (Yasuda, 1969). BD; BJ; CL; DK; GB; JN; JR; PG; TD (Diakonoff, 1976). DO; DM; SM; SP (EIHU). 'Manichur, 7300 ft'; CR; KK; NL; PC (BMNH).
- Clepsis insulata*** (Meyrick, 1908)  
BD; BK; JR (Diakonoff, 1976). KK (BMNH). DM (EIHU). BO (Kawabe & Sakurai, 1988).
- Clepsis leptograpt*** (Meyrick, 1924)  
DK; KJ; TD; TS (Diakonoff, 1976). GV; PC (BMNH).
- Clepsis melissa*** (Meyrick, 1908)  
BD; BJ; CG; CL; GB; GV; JB; JN; JR; TK (Diakonoff, 1976). DM; MK (EIHU). DD; GV; KM; NL; PC (BMNH).
- Clepsis rurinana*** (Linnaeus, 1758)  
SC (Diakonoff, 1964).
- Dicellit*** *nigritula* Meyrick, 1908  
GV (Diakonoff, 1976). GK; GV; KM; PC; SD (BMNH). BY (Kawabe & Sakurai, 1988).
- Diplocalyptis apona*** Diakonoff, 1976: 109  
CG; KM (Diakonoff, 1976).
- Drachmobola periastra*** Meyrick, 1907  
KM (BMNH).
- Dynatocephala omophaea*** (Meyrick, 1926)  
(=*Dynatocephala cruenta* (Diakonoff, 1976: 76))  
(*Homona*)  
GV (Diakonoff, 1976). GV; PC (BMNH). SD – host: *Myrsine semiserrata* (EIHU).
- Electraglaia isozona*** (Meyrick, 1908)  
BD; GB; GV; JB; JR; SK (Diakonoff, 1976). GK; GV; KM; NL; PC; SD (BMNH). MK (EIHU).
- Homalernis semaphora*** Meyrick, 1908  
KM (BMNH).
- Homona coffearia*** (Nietner, 1861)  
BD; BH; BN; BW; JH (Diakonoff, 1976). CP; KM; SN; TN (Kawabe & Sakurai, 1988).
- Homona nakaoui*** Yasuda, 1969: 168  
DI (Yasuda, 1969). BD; CG; GV; JB; JN; JR; KC; KM; PC; SK; TK (Diakonoff, 1976). GV; KK; KM (BMNH). BY; BO; CP; KM; SN (Kawabe & Sakurai, 1988).
- Isodemis illiberalis*** (Meyrick, 1918)  
(=*Isodemis interjecta* (Meyrick, 1922))  
LW (Diakonoff, 1964 – as *interjecta*). BD; GV; JB; JR (Diakonoff, 1976). GV; KK; NL; PC (BMNH). MK (EIHU).
- Isotenes inae*** Diakonoff, 1948  
GV; KM (Diakonoff, 1976). GK; GV; KM; PC (BMNH). KM (Kawabe & Sakurai, 1988).
- Lambertiodes harmonia*** (Meyrick, 1908)  
BK; CK; CL; GB; GV; JN; JR; PC; SK; TK (Diakonoff, 1976). DG; GV; NL; PC (BMNH). DM (EIHU).
- Leontochroma aurantiacum*** Walsingham, 1900  
DO (EIHU).
- Leontochroma suppuratum*** Walsingham, 1900  
WG (Yasuda, 1969). BK; CK; DK; JN; KJ; TB; TD (Diakonoff, 1976). CR (BMNH). BE; CS; DO; SB (EIHU).
- Leontochroma viridochraceum*** Walsingham, 1900 (= *Leontochroma attenuatum* Yasuda, 1969: 169.)  
WG (Yasuda, 1969 – as *attenuatum*). BJ; DK; JN; KJ; TD (Diakonoff, 1976).
- Lumaria probolias*** (Meyrick, 1907)  
(=*minuta* sensu Diakonoff, 1976)  
BD; DK; GV; JB; JH; JN; JR; KC; KM (Diakonoff, 1976). CI; DM; GN; MK; PA; SM; SP (EIHU). BA; CW; DG; KK; GK; GV; KM; PK (BMNH).
- Meridemis bathymorpha*** Diakonoff, 1976: 104  
BH; BN; GV; JH; KC; KM (Diakonoff, 1976). CA; GV; KM; PK (BMNH). GV (EIHU). BY; CP; KM; KR; TN (Kawabe & Sakurai, 1988).
- Meridemis furtiva*** Diakonoff, 1976: 102  
GV; JR; KC (Diakonoff, 1976). BA; CW; DH (BMNH). BY; CP; KM; KR; MA; PK; TN (Kawabe & Sakurai, 1988).
- Neocalyptis affinisana*** (Walker, 1863)  
BW; GV; RH; RT (Diakonoff, 1976). CW; DG; GK; KM; PK (BMNH). SU (EIHU). KM; SN (Kawabe & Sakurai, 1988).
- Pandurista regressa*** Diakonoff, 1976: 129  
BJ (Diakonoff, 1976). NL; CR (BMNH).
- Paratorna oenina*** Diakonoff, 1976: 53  
GV (Diakonoff, 1976).
- Phricanthes hybristis*** (Meyrick, 1933)  
CW (BMNH).
- Planostocha cumulata*** (Meyrick, 1907)  
CW; DG (BMNH).
- Protopterna chalybias*** Meyrick, 1908  
KM (BMNH).
- Pseudargyrotoza conwagana*** (Fabricius, 1775)  
GV (Diakonoff, 1976). PC (BMNH).
- Scotiophyes faeculosa*** (Meyrick, 1928)  
GV; JB (Diakonoff, 1976). GV; KK; PC; SD (BMNH). GV; MK (EIHU).
- Spatalistis gerdia*** Diakonoff, 1976: 51  
GV (Diakonoff, 1976). PK; TN (Kawabe & Sakurai, 1988).
- Spatalistis armata*** Razowski, 1966  
BL – host: *Castanopsis tribuloides* (EIHU).
- Spatalistis orbiger*** Meyrick, 1912  
GB (Diakonoff, 1976). NL; PC (BMNH).
- Spatalistis rhopica*** Meyrick, 1907  
BD (Diakonoff, 1976).
- Spatalistis zygota*** Razowski, 1964  
PK (BMNH).
- Terthreutis bulligera*** Meyrick, 1928  
BK; PC (Diakonoff, 1976). NL; PC (BMNH).
- Terthreutis sphaerocosma*** Meyrick, 1918  
GV; KK; PK (BMNH).

- Transita exaesia* Diakonoff, 1976: 50  
JB (Diakonoff, 1976).
- Trophocosta cyanoxantha* (Meyrick, 1907)  
JR (Diakonoff, 1976).
- Trophocosta tucki* Razowski, 1986: 426  
DH (Razowski, 1986).
- Ulodemis trigrapha* (Meyrick, 1907)  
TJ (Yasuda, 1969). BN; GV; JR; KC; TS  
(Diakonoff, 1976). SM (EIHU). DD; DH;  
GV; KM; PK (BMNH). BY; BO; CP; KM;  
KR; MA (Kawabe & Sakurai, 1988).
- Vellonifer doncasteri* Razowski, 1964  
GV; JB; KM (Diakonoff, 1976). GV  
(BMNH). BL (EIHU).
- Plus 10 spp., unidentified.

### YPONOMEUTIDAE

- Acrolepia manganeutis* Meyrick, 1913  
KM (BMNH).
- Anticrates anticlina* Meyrick, 1907  
GK; GV; PC; PK; SD (BMNH).
- Anticrates miltochorda* Meyrick, 1914  
DL (BMNH).
- Argyresthia trochaula* Meyrick, 1938  
PC (BMNH).
- Atteva niveigutta* Walker, 1854  
DH (BMNH).
- Calamotis prophracta* Meyrick, 1918  
BA; GV; KK (BMNH).
- Comocritis cyanobactra* Meyrick, 1922  
KM (BMNH).
- Plutella sera* Meyrick, 1886  
BA; CW; DG; GV; KM (BMNH).
- Plutella viatica* Durrant, 1906  
PP (BMNH).
- Plutella xylostella* (Linnaeus, 1758)  
BA; CA; CW; DG; DH; GV; KM; PK  
(BMNH).
- Prays curulis* Meyrick, 1914  
SD (BMNH).
- Psychromnestra isoniphis* Meyrick, 1924  
CR (BMNH).
- Thecobathra nakaoi* (Moriuti, 1965: 9)  
(*Pseudocalantica*)  
TJ (Moriuti, 1965). BD; JB (Moriuti,  
1971). GV; KK; PC (BMNH).
- Thecobathra yasudai* (Moriuti, 1965: 7)  
(*Pseudocalantica*)  
TJ (Moriuti, 1965). JB (Moriuti, 1971).  
GV (BMNH).
- Yponomeuta brunnescens* Moore, 1888  
BA; CW; KM; PK (BMNH).
- Yponomeuta minuellus* Walker, 1863: 540  
'Nepaul' (Walker, 1863). KK; PC  
(BMNH).
- Ypsolopha vomerata* (Meyrick, 1924)  
PC (BMNH).
- Plus 45 spp., unidentified.

## References

- Arenberger, E., 1988. Weitere palaearktische Pterophoridae (Lepidoptera). *Z. ArbGem. öst. Ent.* **39**: 65-70, figs 1-8.
- Arenberger, E., 1991. Pterophorinae aus Nepal (Lepidoptera: Pterophoridae). *Nachr. Bl. bayer. Ent.* **40**: 12-19.
- Bailey, F.M., 1951. Notes on butterflies from Nepal. *J. Bombay nat. Hist. Soc.* **50**: 64-87, 281-298, 2 pls.
- Bigot, L. & J. Picard, 1987. Sur la présence d'*Amblyptilia forcipata* (Zeller, 1867) au Nepal (Lepidoptera, Pterophoridae). *Nouv. Revue Ent.* **4**: 97-100, figs 1-5.
- Bleszynski, S., 1965. Crambinae. *Microlepidoptera Palaearctica* **1**: i-xlvi, 1-553, text-figs, pls 1-133.
- Bradley, J. D., 1986. Identity of the South-East Asian cocoa moth, *Conopomorpha cramerella* (Snellen) (Lepidoptera: Gracillariidae), with descriptions of three allied new species. *Bull. ent. Res.* **76**: 41-51, figs 1-20.
- Diakonoff, A., 1964. Lepidoptera der Deutschen Nepal-Expedition 1955. Tortricidae. *Veröff. zool. StSamml. Münch.* **8**: 43-50, fig. 1, pls 24-26.
- Diakonoff, A., 1972. Remarks on *Matsumuraeses* Issiki, with descriptions of new species (Lepidoptera, Tortricidae, Laspeyresini). *Tijdsch. Ent.* **115**: 241-252, figs 1-4, pls 1-6.
- Diakonoff, A., 1976. Tortricoidea from Nepal, 2. *Zool. Verh. Leiden* **144**: 1-145, figs 1-110, pls 1-14.
- Diakonoff, A., 1978. Descriptions of new genera and species of the so-called Glyphipterygidae *sensu* Meyrick, 1913 (Lepidoptera). *Zool. Verh. Leiden* **160**: 1-63, figs 1-49.
- Diakonoff, A., 1986. Glyphipterygidae auctorum *sensu lato*. *Microlepidoptera Palaearctica* **7**: i-xx, 1-436, text-figs, pls 1-175.
- Dierl, W., 1966. Zur Kenntnis der Hauptbiotope des Expeditionsgebietes Khumbu Himal vom Gesichtspunkt des Entomologen (Nepal Expedition 1964). *Khumbu Himal* **1**: 142-171, figs 1-22.
- Dierl, W., 1966. Psychidae (Lep.) aus Nepal. *Khumbu Himal* **1**: 322-342, figs 1-59.
- Dierl, W., 1970. Compsocetidae: ein neues Taxon von Familienstatus (Lepidoptera). *Veröff. zool. StSamml. Münch.* **14**: 1-41, figs 1-40.
- Dierl, W., 1971. Biologie und Systematik einiger Asiatischer Psychidae-Arten (Lepidoptera). *Khumbu Himal* **4**: 58-79, figs 1-21.
- Ebert, G., 1966. Beiträge zur Kenntnis der Entomologischen Sammelgebiete der Nepal-Expedition 1962. *Khumbu Himal* **1**: 121-141, figs 1-2.
- Gaskin, D. E., 1988. In Wang, P.-Y., D. E. Gaskin & S.-M. Sung. Revision of the genus *Glaucoccharis* Meyrick in the southeastern Palaearctic, the Oriental region and India, with descriptions of new species (Lepidoptera: Pyralidae: Crambinae). *Sinozoologia* **6**: 297-396, figs 1-129.
- Gozmány, L. A., 1973. Symmocid and lecithocerid moths (Lepidoptera). from Nepal. *Khumbu Himal* **4**: 413-442, figs 1-35.
- Gozmány, L. A., 1978. Lecithoceridae. *Microlepidoptera Palaearctica* **5**: i-xxviii, 1-306, text-figs, pls 1-93.
- Inoue, H., 1994. Two new species of the genus *Palpita* Hübner from southeast Asia (Lepidoptera, Pyralidae, Pyraustinae). *Tyô Ga* **45**: 97-104.
- Kawabe, A. & Y. Nasu, 1994. A revision of the genus *Gibberifera* Obraztsov (Lepidoptera: Tortricidae), with descriptions of four new species. *Tyô Ga* **45**: 79-96.
- Kawabe, A. & S. Sakurai, 1988. List of a small collection of Tortricidae from Nepal. *Yugato* (113): 105-111.
- Kumata, T., 1973. On the genus *Phyllonorycter* or *Lithocolletis* from central Nepal, with descriptions of twelve new species – notes on Gracillariidae (Lepidoptera) of Nepal, I. *Insecta matsum.* (N. S.) **1**: 1-46, figs 1-17.
- Kumata, T., 1982. A taxonomic revision of the Gracillaria group occurring in Japan (Lepidoptera: Gracillariidae). *Insecta matsum.* (N. S.) **26**: 1-186, figs 1-88.
- Kumata, T., 1985. A new genus of Gracillariidae, with three new species from Asia (Lepidoptera). *Insecta matsum.* (N. S.) **32**: 109-137, figs 1-16.

- Lewvanich, A., 1981a. A revision of the Old World species of *Scirpophaga* (Lepidoptera: Pyralidae). *Bull. Br. Mus. nat. Hist. (Ent.)* **42**: 185-298, figs 1-188.
- Lewvanich, A., 1981b. Two new species of the genus *Scirpophaga* from Nepal (Lepidoptera: Pyralidae: Schoenobiinae). *Insecta matsum. (N. S.)* **24**: 17-27, figs. 1-8.
- Moriuti, S., 1965. Studies on the Yponomeutoidea (XI). Two new species of *Pseudocalantica* Friese (Lepidoptera: Yponomeutidae) from Nepal. *Kontyû* **33**: 7-10, figs 1-4.
- Moriuti, S., 1971. A revision of the world species of *Thecobathra* (Lepidoptera: Yponomeutidae). *Kontyû* **39**: 230-251, figs 1-46.
- Nielsen, E. S., 1982. Incurvariidae and Prodoxidae from the Himalayan area (Lepidoptera: Incurvarioidea). *Insecta matsum. (N. S.)* **26**: 187-200, figs. 1-26.
- Nielsen, E. S., 1988. The peculiar Asian ghost moth genus *Bipectilus* Chu & Wang: taxonomy and systematic position. *Syst. Ent.* **13**: 171-195, figs 1-63.
- Petersen, G., 1982. Tineiden aus Nepal (Lepidoptera, Tineidae). *Reichenbachia* **20**: 73-76, figs 1-10.
- Petersen, G., 1983. Revision der Gattung *Dinica* Gozmany. *Ent. Abh. Mus. Tierk. Dresden* **47**: 35-41, figs 1-16.
- Polunin, O., 1950. An expedition to Nepal. *Jl R. hort. Soc.* **75**: 302-315, 1 map.
- Povolny, D., 1968. Drei neue Arten und eine neue Gattung der Tribus Gnorimoschemini (Lepidoptera, Gelechiidae) aus Nepal. *Khumbu Himal* **3**: 116-123, figs 1-9.
- Povolny, D., 1976. Two new species of the genus *Empista* Povolny from Nepal (Lepidoptera, Gelechiidae). *Acta ent. bohemoslovaca* **73**: 174-182, figs 1-11.
- Povolny, D., 1977. Neue Arten der Gattungen *Scrobipalpula* Povolny, 1964 und *Scrobipalpa* Janse, 1951 (Lepidoptera, Gelechiidae). *Dt. ent. Z.* **24**: 141-149, figs 1-13.
- Povolny, D., 1981. Über neue und wenig bekannte Arten der Tribus Gnorimoschemini (Lep., Gelechiidae) aus dem Mediterraneum. *Acta Univ. Agric. Brno (A)* **29**: 365-397, figs 1-61.
- Razowski, J., 1986. The data on Tortricini (Lepidoptera, Tortricidae). published after 1966. *Acta zool. cracov.* **29**: 423-440, figs 1-20.
- Robinson, G. S., 1986a. Fungus moths: a review of the Scardiinae (Lepidoptera: Tineidae). *Bull. Br. Mus. nat. Hist. (Ent.)* **52**: 37-181, figs 1-200.
- Robinson, G. S., 1986b. A new species of *Cephimallota* from Nepal. *Entomologist's Gaz.* **37**: 93-97, figs 1-4.
- Roesler, R. U., 1973. Phycitinae. *Microlepidoptera Palaearctica*, **4**: i-xvi, 1-752, text-figs, pls 1-170.
- Sattler, K., 1967. Ethmiidae. *Microlepidoptera Palaearctica* **2**: i-xvi, 1-185, text-figs, pls 1-106.
- Sheals, J. G. & W. G. Inglis, 1965. The British Museum (Natural History) expedition to East Nepal 1961-62. Introduction and lists of localities. *Bull. Br. Mus. nat. Hist. (Zool.)* **12**: 97-114, pls. 1-7.
- Stainton, J. D. A., 1972. *Forests of Nepal*. xvi+181 pp, 156 col. figs. John Murray, London.
- Sykes, W., 1955-56. 1954 expedition to Nepal. *Jl R. hort. Soc.* **80**: 538-544, figs 120, 121; **81**: 6-14, figs 1, 12, 13.
- Suwal, P. N. (Ed.), 1969. Flora of Phulchoki and Godawari. *Bull. Dep. med. Pl. Thapathali* **2**: i-vi, 1-144, i-xxi.
- Viette, P. E. L., 1968. Lepidoptera Hepialidae du Nepal. *Khumbu Himal* **3**: 128-133, figs 1-5, pl. 1.
- Walker, F., 1856. *List of the Specimens of lepidopterous Insects in the Collection of the British Museum* **7**: 1510-1808. British Museum, London.
- Walker, F., 1863. *List of the Specimens of lepidopterous Insects in the Collection of the British Museum* **28**: 287-561. British Museum, London.
- Walker, F., 1866. *List of the Specimens of lepidopterous Insects in the Collection of the British Museum* **35**: 1534-2040. British Museum, London.
- Williams, L. H. J., 1953. The 1952 expedition to western Nepal. *Jl R. hort. Soc.* **78**: 323-337, figs 93-97, 1 map.
- Yasuda, T., 1969. Kleinschmetterlinge aus Nordost-Nepal der Japanischen Nepal-Expedition 1962. *Bull. Univ. Osaka Pref. (B)* **21**: 167-174, pls 1-3, map.
- Yasuda, T., 1978. Records and descriptions of Asian Ceracini (Lepidoptera: Tortricidae). *Tyô Ga* **29**: 117-128, figs 1-69.

## Pyralidae of Nepal (I)

Hiroshi Yamanaka

4-18 Eiraku-cho, Toyama, 930

In this paper 91 species of the subfamily Pyraustinae and 20 species of the subfamily Pyralinae occurring in various localities of the western, central and eastern Nepal are listed. Among them 29 species of the Pyraustinae and 3 species of the Pyralinae were newly added in the work dealing with Microlepidoptera and Pyraloidea of Nepal (see Robinson *et al.*, 1995, in this volume).

In writing this paper I would like to express my hearty thanks to Mr M. Shaffer, Department of Entomology, The Natural History Museum, London, for his identification of some species which are \*-marked in this list, and for his invaluable advice. Thanks are also due to Drs H. Inoue, Iruma, Saitama and G. S. Robinson, Biodiversity Division, The Natural History Museum, London, for their kind help in many ways.

### PYRAUSTINAE (part)

#### *Hyalobathra coenostolalis* (Snellen) (Pl. 124: 1)

*Botys coenostolalis* Snellen, 1890, *Trans. ent. Soc. Lond.* **1890**: 582.

[Bagmati] Godavari: 3 ♀, 13-30. iv. 1990; 2 ♀, 16-23. vii. 1990; 1 ♂ 2 ♀, 8-25. iv. 1991; 1 ♂ 2 ♀, 7-11. v. 1991; 1 ♀, 6. viii. 1991; 2 ♂ 1 ♀, 26-30. iii. 1992; 1 ♂ 3 ♀, 4-18. iv. 1992; 1 ♀, 11. v. 1992; 1 ♀, 14. ix. 1992. Mt Phulchouki: 1 ♂, 16. vii. 1990.

#### *Anania verbascalis* ([Denis & Schiffermüller]) (Pl. 124: 28)

*Pyralis verbascalis* [Denis & Schiffermüller], 1775, *Ankündigung syst. Werkes Schmett. Wienergegend*: 121.

[Bagmati] Godavari: 1 ♀, 16. iv. 1991; 2 ♀, 1. vi. 1992.

#### *Crocidophora flavofasciata* (Moore) (Pl. 124: 2)

*Hapalia flavofasciata* Moore, 1888, in Hewitson & Moore, *Descr. new Indian lepid. Insects Colln late Mr Atkinson*: 223, pl. 7, fig. 19.

[Bagmati] Godavari: 1 ♂ 2 ♀, 8-30. v. 1990; 2 ♂, 23. v. 1991; 7 ♂ 3 ♀, 7-24. vi. 1992.

#### *Crocidophora fasciata* (Moore) (Pl. 124: 3)

*Hapalia fasciata* Moore, 1888, in Hewitson & Moore, *Descr. new Indian lepid. Insects Colln late Mr Atkinson*: 223, pl. 7, fig. 20.

[Mechi] Godok: 1 ♂ 2 ♀, 12-13. vi. 1993.

#### *Crypsiptya coclesalis* (Walker) (Pl. 124: 4)

*Botys coclesalis* Walker, 1859, *List Specimens lepid. Insects Colln Br. Mus.* **18**: 701.

[Bagmati] Godavari: 1 ♂, 19. v. 1990; 1 ♂, 13. vi. 1990; 1 ♀, 17. vii. 1990; 1 ♂, 29. iv. 1991; 1 ♀, 16. v. 1991; 1 ♀, 8. viii. 1991. Mt Phulchouki: 1 ♀, 21. vii. 1990.

#### *Parbattia vialis* Moore (Pl. 124: 7)

*Parbattia vialis* Moore, 1888, in Hewitson & Moore, *Descr. new Indian lepid. Insects Colln late Mr Atkinson*: 225, pl. 7, fig. 30.

[Bagmati] Godavari: 1 ♀, 15. vi. 1990; 1 ♀, 27. vi. 1990; 1 ♀, 16. v. 1991; 1 ♀, 3. vi. 1991; 2 ♀, 9-10. vi. 1993; 1 ♀, 18. vi. 1993. Mt Phulchouki: 4 ♀, 15-17. vi. 1990; 1 ♀, 26. vi. 1992. [Janakpur] Jiri: 1 ♀, 9. vii. 1993.

#### *Epiparbattia gloriosalis whalleyi* Munroe & Mutuura (Pl. 124: 8)

*Epiparbattia gloriosalis whalleyi* Munroe & Mutuura, 1971, *Can. Ent.* **103**: 506, figs 3, 4, 6, 8.



[Bagmati] Godavari: 1♂, 9. v. 1991; 2♂1♀, 25-30. v. 1992; 1♀, 4. vi. 1992; 1♂, 24. vi. 1992.

**\*Paliga rubicundalis** Warren (Pl. 124: 5)

*Paliga rubicundalis* Warren, 1896, *Ann. Mag. nat. Hist.* (6) 17: 96.

[Bagmati] Godavari: 1♂, 17. iv. 1990; 1♂, 12. v. 1990; 1♀, 21. vii. 1990. 1♀, 23. vii. 1990; 1♂, 4. v. 1991; 1♂, 8. v. 1991; 1♀, 6. x. 1991; 1♂, 18. iii. 1992; 1♂, 30. iv. 1992; 1♀, 26. v. 1992; 2♀, 21-22. vii. 1992. [Sagarmatha] Okhaldhunga: 1♀, 9. xi. 1991 (K. Ito).

***Pyrausta panopealis*** (Walker) (Pl. 124: 29)

*Rhodaria panopealis* Walker, 1859, *List Specimens lepid. Insects Colln Br. Mus.* 17: 318.

[Sagarmatha] Okhaldhunga: 1♀, 7. viii. 1991; 1♀, 5. x. 1991 (K. Ito).

***Rodaba angulipennis*** Moore (Pl. 124: 13)

*Rodaba angulipennis* Moore, 1888, in Hewiston & Moore, *Descr. new Indian lepid. Insects Colln late Mr Atkinson*: 205.

[Janakpur] Jiri: 1♀, 25. vii. 1993. Riggi Su: 1♀, 15. vii. 1993.

***Udea ferrugalis*** (Hübner) (Pl. 124: 30)

*Pyralis ferrugalis* Hübner, [1796], *Samml. eur. Schmett.* 6: 11, 27, pl. 9, fig. 54, pl. 23, fig. 150.

[Bagmati] Godavari: 2♀, 26-28. iii. 1990; 1♂1♀, 5-13. iii. 1992; 1♀, 5. xi. 1992. [Sagarmatha] Okhaldhunga: 1♀, 7. viii. 1991 (K. Ito).

***Cotachena pubescens*** (Warren) (Pl. 124: 31)

*Archernis pubescens* Warren 1892, *Ann. Mag. nat. Hist.* (6) 9: 300.

[Bagmati] Godavari: 1♂, 5. viii. 1991; 1♂, 8. vi. 1992.

***Rhectothyris gratiosalis*** (Walker) (Pl. 125: 4)

*Samea gratiosalis* Walker, 1859, *List Specimens lepid. Insects Colln Br. Mus.* 17: 357.

[Mechi] Godok: 1♂, 13. vi. 1993.

***Diathraustodes fulvofusus*** Hampson (Pl. 124: 33)

*Diathraustodes fulvofusa* Hampson, 1901, in Leech, *Trans. ent. Soc. Lond.*, 1901: 442.

[Bagmati] Godavari: 1♀, 25. v. 1991.

***Camptomastyx hisbonalis*** (Walker) (Pl. 125: 1)

*Botys hisbonalis* Walker, 1859, *List Specimens lepid. Insects Colln Br. Mus.* 18: 707.

[Bagmati] Mt Phulchouki: 1♂, 19. vii. 1990; 1♂, 4. viii. 1991.

***Pycnarmon jaguaralis*** (Guenée) (Pl. 124: 9)

*Spilomela jaguaralis* Guenée, 1854, in Boisduval & Guenée, *Hist. nat. Insectes* (Lépid.) 8: 283

[Mechi] Godok: 1♀, 10. x. 1993.

***Aripana cribrata*** (Fabricius) (Pl. 124: 10)

*Phalaena cribrata* Fabricius, 1794, *Ent. Syst.* 3 (2): 215.

[Mechi] Godok: 1♀, 12. vi. 1993.

***Spoladea recurvalis*** (Fabricius) (Pl. 125: 2)

*Phalaena recurvalis* Fabricius, 1775, *Syst. Ent.*: 644.

[Bagmati] Godavari: 1♂, 15. iv. 1990; 1♂, 19. iv. 1990; 2♂, 8-15. v. 1991; 2♂1♀, 5-8. viii. 1991; 2♂, 23. vi. 1992; 1♂, 20. vii. 1992. Mt Phulchouki: 1♀, 19. vii. 1990. [Janakpur] Jiri: 1♂, 23. iv. 1992; 1♀, 14. viii. 1993. Tama Kosi: 1♂, 23. x. 1992. [Sagarmatha] Okhaldhunga: 2♀, 7-8. viii. 1991; 1♂, 3. ix. 1991. (K. Ito). [Mechi] Birtamond: 1♀, 17. iii. 1993.

***Charitoprepes lubricosa*** Warren (Pl. 124: 11)

*Charitoprepes lubricosa* Warren, 1896, *Ann. Mag. nat. Hist.* (6) 17: 136.

*Heterocnephys apicipicta* Inoue, 1963, *Kontyû* 31: 109, figs 2, 8. **Syn. n.**

[Bagmati] Godavari: 1♂, 17. vi. 1990. Mt Phulchouki: 1♀, 2. vii. 1990.

***Agrotera scissalis*** (Walker) (Pl. 125: 3)

*Aediodes scissalis* Walker, [1866], *List Specimens lepid. Insects Colln Br. Mus.* 34: 1526

[Mechi] Godok: 1♀, 13. vi. 1993.

***Cnaphalocrocis medinalis*** (Guenée) (Pl. 125: 10)

*Salbia medinalis* Guenée, 1854, in Boisduval & Guenée, *Hist. nat. Insectes* (Lépid.) 8: 201.

[Gandaki] Pokhara: 1♂, 24. v. 1993. [Bagmati] Godavari: 1♂, 20–25. vi. 1992; 1♂, 25. viii.

1992; 1♀, 16. x. 1992. [Janakpur] Tama Kosi: 1♂1♀, 23. x. 1992. [Sagarmatha]

Okhaldhunga: 2♂, 8. x. 1991; 1♂, 29. ix. 1991 (K. Ito).

***Syngamia falsidicalis*** (Walker) (Pl. 125: 5)

*Asopia falsidicalis* Walker, 1859, *List Specimens lepid. Insects Colln Br. Mus.* 17: 370.

[Bagmati] Godavari: 1♂1♀, 28. iv. 1990; 1♂, 26. iv. 1991; 1♂1♀, 11–12. v. 1991; 2♂2♀,

2–7. viii. 1991; 2♂, 26–28. v. 1992; 1♀, 22. vii. 1992; 1♀, 27. viii. 1992; 2♂, 18–19. ix. 1992.

Mt Phulchouki: 1♂, 4. viii. 1991; 1♀, 18. vi. 1992. [Narayani] Daman Pass: 1♂, 28. vi.

1992.

***Aethaloessa calidalis calidalis*** (Guenée) (Pl. 125: 6)

*Glyphodes calidalis* Guenée, 1854, in Boisduval & Guenée, *Hist. nat. Insectes* (Lépid.) 8: 294.

[Bagmati] Godavari: 1♀, 12. vi. 1991; 1♀, 9. ix. 1991; 1♂1♀, 14–19. vi. 1992; 1♂1♀, 9–

17. vii. 1992; 1♀, 19. ix. 1992. Mt Phulchouki: 1♀, 21. vii. 1990. [Janakpur] Tama Kosi: 1

♂, 23. x. 1992. [Sagarmatha] Okhaldhunga: 3♀, 31. viii. 1991 (K. Ito).

***Ulopeza idyalis*** (Walker) (Pl. 124: 6)

*Borys idyalis* Walker, 1859, *List Specimens lepid. Insects Colln Br. Mus.* 19: 996.

[Mechi] Godok: 1♂, 12. vi. 1993.

***Analthes semitritalis*** Lederer (Pl. 124: 12)

*Analthes semitritalis* Lederer, 1863, *Wien. ent. Monatschr.* 7: 407, pl. 14, fig. 14.

[Bagmati] Godavari: 1♂, 30. iv. 1990; 1♂, 21. iv. 1991; 1♂, 1. viii. 1991; 1♂, 8. iv. 1992.

**\**Filodes sexpunctalis*** Snellen (Pl. 125: 14)

*Filodes sexpunctalis* Snellen, 1890, *Trans. ent. Soc. Lond.* 1890: 603, pl. 20, figs 6, 6a.

[Bagmati] Godavari: 1♂, 27. ix. 1989; 1♂1♀, 16. v. 1990; 2♂2♀, 9–23. v. 1991; 1♂, 10. vi.

1991; 1♀, 25. ix. 1991; 2♂3♀, 5–19. vi. 1992; 2♀, 20–25. vi. 1992. [Sagarmatha]

Okhaldhunga: 1♂, 6. x. 1991 (K. Ito).

***Tyspanodes cardinalis*** Hampson (Pl. 124: 16)

*Tyspanodes cardinalis* Hampson, 1896, *Fauna Br. India* (Moths) 4: 299.

[Bagmati] Godavari: 1♂, 3. vi. 1990. Mt Phulchouki: 1♀, 4. viii. 1991. [Kosi] Basantapur:

1♀, 23. vi. 1992.

**\**Tyspanodes nigrolinealis*** (Moore) (Pl. 124: 17)

*Filodes nigrolinealis* Moore, 1867, *Proc. zool. Soc. Lond.* 1867: 95.

[Bagmati] Godavari: 1♀, 28. iv. 1990; 1♂, 27. v. 1990; 2♀, 16–23. vii. 1990; 2♂2♀, 12–16.

v. 1991; 1♀, 9. ix. 1991; 1♂, 30. iii. 1992; 2♂2♀, 1–29. iv. 1992; 1♂, 27. x. 1992. Mt

Phulchouki: 1♀, 16. vii. 1990; 1♂1♀, 4. viii. 1991.

***Nevrina procopia*** (Stoll) (Pl. 124: 18)

*Phalaena procopia* Stoll, 1781, in Cramer, *Uitlandsche Kapellen* 4: 152, pl. 368, fig. E.

[Bagmati] Mt Phulchouki: 1♂, 17. vii. 1990.

***Peribona venosa* (Butler), comb. rev. (Pl. 125: 15)**

*Heterocnephes venosa* Butler, 1889, *Illustr. typical Specimens Lepid. Heterocera Colln Br. Mus.* 7: 98, pl. 135, fig. 10.

[Mechi] Godok: 1♂, 13. vi. 1993.

*Heterocnephes venosa* Butler is the type species of *Peribona* Snellen, 1895, *Tijdschr. Ent.* 38: 145.

***Nacoleia commixta* (Butler) (Pl. 125: 8)**

*Samea commixta* Butler, 1879, *Ann. Mag. nat. Hist.* (5) 4: 453.

[Bagmati] Godavari: 1♀, 15. iv. 1990; 1♀, 1. viii. 1991; 1♂4♀, 6-22. vii. 1992.

***Metoea foedalis* (Guenée) (Pl. 125: 9)**

*Isopteryx foedalis* Guenée, 1854, in Boisduval & Guenée, *Hist. nat. Insectes* (Lépid.) 8: 228, pl. 4, fig. 7.

[Sagarmatha] Okhaldhunga: 1♂, 13. ix. 1991 (K. Ito).

***Omiodes noctescens* (Moore) (Pl. 125: 12)**

*Charema noctescens* Moore, 1888, in Hewitson & Moore, *Descr. new Indian lepid. Insects Colln late Mr Atkinson*: 218.

[Bagmati] Godavari: 1♂, 24. v. 1990; 2♂, 2-3. vi. 1990; 1♂, 14. iv. 1991; 2♀, 7-8. viii. 1991; 1♂, 9. ix. 1991; 1♀, 20-15. vi. 1992.

***Omiodes indicatus* (Fabricius) (Pl. 125: 11)**

*Phalaena indicata* Fabricius, 1775, *Syst. Ent.*: 640.

[Janakpur] Tama Kosi: 1♂, 23. x. 1992. [Sagarmatha] Okhaldhunga: 1♂, 13. xi. 1991 (K. Ito).

***Conogethes punctiferalis* (Guenée) (Pl. 124: 14)**

*Astura punctiferalis* Guenée, 1854, in Boisduval & Guenée, *Hist. nat. Insectes* (Lépid.) 8: 320.

[Bagmati] Godavari: 1♂, 13. ix. 1992.

***Goniorhynchus signatalis* (Walker), comb. n. (Pl. 124: 15)**

*Botys signatalis* Walker, [1866], *List Specimens lepid. Insects Colln Br. Mus.* 34: 1444.

[Bagmati] Godavari: 1♂, 27. iv. 1990; 1♂1♀, 7-8. viii. 1991; 1♂, 29. x. 1991; 1♂1♀, 22. ix. 1991; 1♂1♀, 2-6. iii. 1992; 1♂, 2. v. 1992; 2♂, 17-20. vii. 1992; 1♀, 8. xi. 1992. [Janakpur] Tama Kosi: 1♂, 23. x. 1992. [Sagarmatha] Okhaldhunga: 1♂, 7. viii. 1991; 1♂, 8. x. 1991 (K. Ito).

Since Hampson (1896) this species has been placed in the genus *Pyrausta* Schrank, 1802. According to my observation, the genitalic structures of both sexes and general pattern of both wings of this species are quite similar to those of the members of the genus *Goniorhynchus* Hampson, 1896. Therefore this species should be undoubtedly placed in the genus *Goniorhynchus*.

***Pagyda salvalis* Walker (Pl. 124: 32)**

*Pagyda salvalis* Walker, 1859, *List Specimens lepid. Insects Colln Br. Mus.* 17: 487.

[Gandaki] Pokhara: 1♂, 24. v. 1993. [Bagmati] Godavari: 1♂, 23. vi. 1992.

***Ceratarcha umbrosa* Swinhoe (Pl. 124: 25)**

*Ceratarcha umbrosa* Swinhoe, 1894, *Ann. Mag. nat. Hist.* (6) 14: 200.

[Mechi] Godok: 1♂, 9. x. 1993.

***Endocrossis flavibasalis* (Moore) (Pl. 125: 13)**

*Botyodes flavibasalis* Moore, 1867, *Proc. zool. Soc. Lond.* 1867: 96.

[Kosi] Pheksinda: 1♂, 22. vii. 1992.

***Meroctena tullalis*** (Walker) (Pl. 124: 26 ♀)

*Botys tullalis* Walker, 1859, *List Specimens lepid. Insects Colln Br. Mus.* 18: 649.  
[Bagmati] Godavari: 1 ♀, 7. viii. 1991; 1 ♀, 21. vii. 1992.

***Dichocrocis definita*** (Butler) (Pl. 124: 27)

*Haritala definita* Butler, 1889, *Illust. typical Specimens Lepid. Heterocera Colln Br. Mus.* 7: 97, pl. 135, fig. 9.  
[Bagmati] Godavari: 1 ♂, 21. vii. 1990. [Mechi] Godok: 1 ♀, 12. vi. 1993.

***Botyodes asialis*** Guenée (Pl. 124: 20)

*Botyodes asialis* Guenée, 1854, in Boisduval & Guenée, *Hist. nat. Insectes* (Lépid.) 8: 321.  
[Bagmati] Godavari: 1 ♂, 24. ix. 1989; 1 ♂, 16. iv. 1991; 1 ♀, 21. iv. 1991; 1 ♂, 3. vii. 1991; 5 ♂ 2 ♀, 1-7. viii. 1991; 2 ♂ 2 ♀, 1-10. x. 1991; 2 ♂, 26. vii. 1992; 1 ♂ 2 ♀, 24-29. viii. 1992; 3 ♂ 3 ♀, 1. x. 1992. [Janakpur] Tama Kosi: 1 ♀, 23. x. 1992. [Sagarmatha] Okhaldhunga: 1 ♀, 10. ix. 1991; 1 ♀, 29. ix. 1991 (K. Ito). [Kosi] Basantapur: 2 ♂, 23. vi. 1992.

***Botyodes principalis*** Leech (Pl. 124: 21)

*Botyodes principalis* Leech, 1889, *Entomologist* 22: 69, pl. 3, fig. 9.  
[Bagmati] Godavari: 1 ♀, 28. iii. 1990; 1 ♂, 26. v. 1990. Mt Phulchouki: 1 ♀, 22. vi. 1992.  
[Janakpur] Jiri: 1 ♂, 14. viii. 1993.

***Botyodes diniasalis*** (Walker) (Pl. 124: 24)

*Botys diniasalis* Walker, 1859, *List Specimens lepid. Insects Colln Br. Mus.* 18: 649.  
[Bagmati] Godavari: 1 ♀, 1. viii. 1991; 1 ♂, 18. ix. 1991; 1 ♂, 21. vii. 1992.

***Botyodes caldusalis*** (Walker) (Pl. 124: 19)

*Botys caldusalis* Walker, 1859, *List Specimens lepid. Insects Colln Br. Mus.* 18: 650.  
[Bagmati] Godavari: 1 ♂, 9. v. 1990; 2 ♀, 8. viii. 1991; 1 ♂, 24. ix. 1991. Mt Phulchouki: 1 ♂, 4. viii. 1991.

**\**Botyodes crocopteralis*** Hampson (Pl. 124: 22 ♂, 23 ♀)

*Botyodes crocopteralis* Hampson, 1898, *Proc. zool. Soc. Lond.* 1898: 710.  
[Bagmati] Godavari: 1 ♀, 18. v. 1991; 1 ♀, 1. vi. 1991; 1 ♀, 11. ix. 1991; 1 ♀, 15. ix. 1991; 1 ♀, 9. x. 1991; 1 ♂, 25. v. 1992. Mt Phulchouki: 1 ♀, 11. v. 1991; 1 ♀, 13. vi. 1991.

***Pleuroptya balteata*** (Fabricius) (Pl. 125: 16)

*Phalaena balteata* Fabricius, 1798, *Ent. Syst.* (Suppl.): 457.  
[Bagmati] Godavari: 1 ♂, 8. v. 1991; 1 ♀, 1. viii. 1991; 1 ♀, 23. iii. 1992. [Janakpur] Jiri: 1 ♀, 24. vii. 1993.

**\**Pleuroptya verecunda*** (Warren), **comb. n.** (Pl. 125: 17)

*Loxoscia verecunda* Warren, 1896, *Ann. Mag. nat. Hist.* (6) 18: 167.  
[Janakpur] Jiri: 1 ♂ 1 ♀, 17. viii. 1993. [Mechi] Godok: 1 ♀, 23. vii. 1993.

This species has been placed in the genus *Syllepte* (= *Sylepta* [sic]) since Hampson (1896). According to my observation, the male and female genitalic structures of this species quite resemble those of *Botys aurantiacalis* Fischer von Röslerstamm, [1840], the type species of the genus *Pleuroptya* Meyrick, 1890.

***Pleuroptya ruralis*** (Scopoli) (Pl. 125: 18)

*Phalaena ruralis* Scopoli, 1763, *Ent. carniolica*: 242.  
[Bagmati] Godavari: 1 ♀, 29. iv. 1990; 2 ♀, 15-18. v. 1990; 1 ♀, 23. vii. 1990; 3 ♀, 12-16. v. 1991; 1 ♂ 5 ♀, 2-8. viii. 1991, 1 ♀, 24. ix. 1991; 2 ♀, 27-29. x. 1991; 1 ♂ 1 ♀, 15-17. vi. 1992; 1 ♂, 7. vii. 1992; 1 ♀, 29. viii. 1992; 1 ♂, 2. ix. 1992; 1 ♀, 29. x. 1992. [Janakpur] Jiri: 1 ♂, 9. vii. 1992. [Sagarmatha] Okhaldhunga: 1 ♀, 7. x. 1991; 1 ♀, 29. x. 1991 (K. Ito). [Mechi] Dovan: 1 ♀, 22. vii. 1993.

**\**Pleuroptya nigriflava*** (Swinhoe), **comb. n.** (Pl. 125: 19)*Sylepta* [sic] *nigriflava* Swinhoe, 1894, *Ann. Mag. nat. Hist.* (6) 14: 199.

[Bagmati] Godavari: 1 ♀, 10. v. 1990; 1 ♂, 26. v. 1990; 1 ♂, 30. v. 1990; 1 ♀, 23. vi. 1992; 1 ♀, 22. vi. 1991; 2 ♀, 4. vi. 1992; 1 ♀, 8. vi. 1992; 1 ♂, 11. vi. 1992; 2 ♂, 16–17. vi. 1992; 1 ♀, 23. vi. 1992; 1 ♀, 10. vii. 1992.

This species has been placed in the genus *Syllepte* (= *Sylepta* [sic]) since Swinhoe (1894) described it. According to my observation, the genitalic structures of both sexes of this species are quite similar to those of *Botys aurantiacalis* Fischer von Röslerstamm, [1840], the type species of the genus *Pleuroptya* Meyrick, 1890.

***Pleuroptya characteristica*** (Warren) (Pl. 125: 20)*Gadessa characteristica* Warren, 1896, *Ann. Mag. nat. Hist.* (6) 17: 103.

[Bagmati] Godavari: 1 ♂, 26. v. 1990.

***Pleuroptya quadrimaculalis*** (Kollar) (Pl. 125: 21)*Scopula quadrimaculalis* Kollar, [1844], in Hügel, *Kaschmir und das Reich Siek* 4: 492.

[Bagmati] Godavari: 3 ♂ 1 ♀, 11–30. v. 1990; 1 ♂, 20. v. 1991; 1 ♂, 7. viii. 1991; 2 ♂, 15–18. vi. 1992; 1 ♂, 12. viii. 1992. [Janakpur] Chet Chet: 1 ♂, 14. vii. 1993. [Mechi] Godok: 1 ♀, 14. vi. 1993.

***Pleuroptya deficiens*** (Moore) (Pl. 125: 22)*Coptobasis deficiens* Moore, 1887, *Lepid. Ceylon* 3: 556, pl. 215, fig. 12.

[Bagmati] Godavari: 1 ♀, 6. viii. 1991; 1 ♀, 25. v. 1992; 1 ♂, 14. vi. 1992. Mt Phulchouki: 1 ♂, 4. viii. 1991. [Mechi] Godok: 1 ♂, 14. viii. 1993.

***Pleuroptya lunalis*** (Guenée) (Pl. 125: 23)*Botys lunalis* Guenée, 1854, in Boisduval & Guenée, *Hist. nat. Insectes* (Lépid.) 8: 352.

[Gandaki] Pokhara: 1 ♀, 24. v. 1993. [Bagmati] Godavari: 1 ♂, 23. vii. 1992.

**\**Patania concatenalis*** (Walker) (Pl. 125: 24)*Botys concatenalis* Walker, [1866], *List Specimens lepid. Insects Colln Br. Mus.* 34: 1408.

[Bagmati] Godavari: 1 ♀, 20. vii. 1990; 2 ♂ 3 ♀, 1–2. viii. 1991; 1 ♀, 20–15. vi. 1992; 1 ♀, 19. vii. 1992; 1 ♂, 24. vii. 1992; 1 ♀, 29. viii. 1992. Mt Phulchouki: 1 ♀, 4. viii. 1991. [Narayani] Daman Pass: 1 ♀, 28. vi. 1992. [Sagarmatha] Okhaldhunga: 1 ♀, 11. ix. 1991 (K. Ito).

***Haritalodes derogatus*** (Fabricius) (Pl. 125: 25)*Phalaena derogata* Fabricius, 1775, *Syst. Ent.*: 641.

[Bagmati] Godavari: 1 ♀, 8. iv. 1991. [Sagarmatha] Okhaldhunga: 1 ♂, 9. ix. 1991 (K. Ito).

**\**Syllepte gastralis*** (Walker) (Pl. 125: 26)*Glyphodes gastralis* Walker, [1866], *List Specimens lepid. Insects Colln Br. Mus.* 34: 1356.

[Bagmati] Godavari: 1 ♂, 15. v. 1990; 1 ♂, 2. vi. 1990; 1 ♀, 11. v. 1991; 1 ♂, 27. vi. 1991; 2 ♂, 8. viii. 1991; 1 ♂, 13. v. 1991; 1 ♂, 23. v. 1991; 1 ♂, 14. viii. 1991; 1 ♂, 27. viii. 1992. Mt Phulchouki: 1 ♂, 4. viii. 1991.

***Agathodes ostentalis*** (Geyer) (Pl. 125: 27)*Perinephela ostentalis* Geyer, 1837, in Hübner, *Zuträge Samml. exot. Schmett.* 5: 11, pl. [143], figs 833, 834.

[Bagmati] Godavari: 2 ♂, 21–23. ix. 1989; 1 ♂ 1 ♀, 14–30. v. 1990; 2 ♂ 6 ♀, 2–28. vi. 1990; 2 ♂ 2 ♀, 18–22. vii. 1990; 1 ♂ 1 ♀, 23. v. 1991; 1 ♂, 10. vi. 1991; 2 ♂ 1 ♀, 1–8. viii. 1991; 2 ♀, 26. v. 1992; 3 ♀, 1. vi. 1992; 5 ♂ 3 ♀, 10–25. vi. 1992; 1 ♂, 6. vii. 1992; 2 ♂, 1. x. 1992. Mt Phulchouki: 1 ♀, 17. vi. 1990; 1 ♂, 21. vii. 1990; 3 ♂ 2 ♀, 4. viii. 1991. [Sagarmatha] Okhaldhunga: 1 ♀, 8. viii. 1991; 1 ♂ 2 ♀, 3. ix. 1991 (K. Ito). [Kosi] Basantapur: 1 ♂ 1 ♀, 23. vi. 1992. [Mechi] Godok: 5 ♂, 12–14. vi. 1993.

***Palpita warrenalis*** (Swinhoe) (Pl. 125: 28)

*Margaronia warrenalis* Swinhoe, 1894, *Ann. Mag. nat. Hist.* (6) 14: 148.  
[Bagmati] Godavari: 1♂, 20. iv. 1991; 1♀, 18. vi. 1992.

***Palpita asiaticalis*** Inoue (Pl. 125: 29)

*Palpita asiaticalis* Inoue, 1994, *Tyô Ga* 45: 98, figs 3, 4, 11, 12, 14.

Data of Nepalese specimens from type series in the original description are as follows.  
[Karnali] Para Lake (2,990 m): 1♀, 25–26. ix. 1991. [Gandaki] Naudanda (1,470 m): 1♂, 12. x. 1991; Chandrung (1,920 m): 1♀, 22. x. 1991. [Bagmati] Godavari: 1♀, 26. iii. 1990; 4♂4♀, 31. i–10. viii. 1992; 1♂, 17. ix. 1992. Mt Phulchouki: 1♂, 21. vii. 1990; 1♂, 4. viii. 1991; 1♀, 1. vi. 1992. [Narayani] Daman Pass: 1♀, 28. vi. 1992. [Janakpur] Jiri: 1♂, 15–16. x. 1979. [Sagarmatha] Manidigma (2,240 m): 1♂, 8. x. 1979.

***Palpita fraterna*** (Moore), **comb. n.** (Pl. 125: 30)

*Margaronia fraterna* Moore, 1888, in Hewiston & Moore, *Descr. new Indian lepid. Insects Colln late Mr Atkinson*: 217.

[Bagmati] Godavari: 1♂, 13. v. 1990; 1♂, 16. iv. 1991; 2♀, 13–14. v. 1991; 1♂, 30. vii. 1991; 1♂, 8. viii. 1991; 1♂, 24. viii. 1992; 1♀, 18. ix. 1992.

This species has been wrongly placed in the genus *Glyphodes*, 1854 by Hampson (1896). According to my observation, the male and female genitalic structures of this species are quite similar to those of *Pyralis unionalis* Hübner, 1796, the type species of the genus *Palpita* Hübner, [1808].

***Palpita perunionalis*** Inoue (Pl. 125: 31)

*Palpita perunionalis* Inoue, 1994, *Tyô Ga* 45: 102, figs 7, 8, 16, 18.

Data of Nepalese specimens from type series in the original description are as follows. [Bagmati] Godavari: 1♂1♀, 28. iii & 24. iv. 1990; 2♀, 23. v. 1991; 1♂, 30. vii. 1991 (holotype); 1♂, 7. viii. 1991; 1♀, 9. ix. 1991; 1♀, 19. iv. 1992. Mt Phulchouki: 1♀, 4. viii. 1991. [Janakpur] Kabre (1,760 m): 1♀, 17. x. 1979.

***Diaphania indica*** (Saunders) (Pl. 126: 1)

*Eudiotis indica* Saunders, 1851, *Proc. zool. Soc. Lond.* 1851: 163, pl. 12, figs 5–7.

[Bagmati] Godavari: 1♂, 8. viii. 1991; 1♂, 20–25. vi. 1992. [Sagarmatha] Okhaldhunga: 1♂, 1. x. 1991; 1♂, 9. x. 1991 (K. Ito). [Janakpur] Jiri: 1♂, 17. viii. 1993.

***Glyphodes bivitalis*** Guenée (Pl. 126: 2)

*Glyphodes bivitalis* Guenée, 1854, in Boisduval & Guenée, *Hist. nat. Insectes* (Lépid.) 8: 293  
[Mechi] Godok: 1♂, 8. x. 1993.

***Glyphodes stolalis*** Guenée (Pl. 126: 3)

*Glyphodes stolalis* Guenée, 1854, in Boisduval & Guenée, *Hist. nat. Insectes* (Lépid.) 8: 293, pl. 3, fig. 11.

[Bagmati] Godavari: 1♂, 17. vii. 1990; 1♀, 19. vii. 1990; 1♀, 11. vi. 1991; 2♂1♀, 6–8. viii. 1991; 1♀, 7. ix. 1991; 1♀, 6. vii. 1992; 2♀, 23–24. viii. 1992; 1♂, 25. viii. 1992. Mt Phulchouki: 1♂3♀, 21. vii. 1990.

***Glyphodes caesalis*** Walker (Pl. 126: 4)

*Glyphodes caesalis* Walker, 1859, *List Specimens lepid. Insects Colln Br. Mus.* 17: 499.

[Bagmati] Godavari: 1♀, 15. v. 1991. [Sagarmatha] Okhaldhunga: 1♂2♀, 10. ix. 1991 (K. Ito).

***Glyphodes canthusalis*** Walker (Pl. 126: 5)

*Glyphodes canthusalis* Walker, 1859, *List Specimens lepid. Insects Colln Br. Mus.* 17: 505.

[Bagmati] Godavari: 1♂, 28. iii. 1992.

***Glyphodes lacustralis*** Moore (Pl. 126: 6)*Glyphodes lacustralis* Moore, 1867, *Proc. zool. Soc. Lond.* **1867**: 93, pl. 7, fig. 11.

[Bagmati] Godavari: 2♂2♀, 11–20. vi. 1990; 1♂, 19. vi. 1992; 1♂, 20–25. vi. 1992. Mt Phulchouki: 1♂, 15. vi. 1990.

***Glyphodes crithealis*** (Walker) (Pl. 126: 7)*Desmia crithealis* Walker, 1859, *List Specimens lepid. Insects Colln Br. Mus.* **17**: 344.

[Bagmati] Godavari: 1♂, 11. iv. 1990.

***Glyphodes onychinalis*** (Guenée) (Pl. 125: 7)*Asopia onychinalis* Guenée, 1854, in Boisduval & Guenée, *Hist. nat. Insectes* (Lépid.) **8**: 205, pl. 6, fig. 9.

[Bagmati] Godavari: 1♀, 10. v. 1990; 2♀, 3–13. v. 1990; 1♀, 9. v. 1991; 1♂1♀, 18–21. vi. 1991; 1♀, 23. v. 1991; 1♀, 25. iv. 1992; 1♀, 28. v. 1992; 1♀, 19. vi. 1992; 1♀, 22. vii. 1992. Mt Phulchouki: 1♀, 4. viii. 1991.

***Talanga sexpunctalis*** (Moore) (Pl. 126: 13)*Oligostigma sexpunctalis* Moore, 1877, *Proc. zool. Soc. Lond.* **1877**: 616, pl. 60, fig. 12.

[Bagmati] Godavari: 2♂, 2–4. viii. 1991; 1♂, 19. vi. 1992; 2♂1♀, 22–25. vii. 1992. [Janakpur] Jiri: 2♂, 3–4. vi. 1992. Tama Kosi: 1♂, 23. x. 1992. [Mechi] Godok: 1♀, 13. vi. 1993.

***Dysallacta negatalis*** (Walker) (Pl. 126: 8)*Phalangiodes negatalis* Walker, 1859, *List Specimens lepid. Insects Colln Br. Mus.* **17**: 468.

[Bagmati] Godavari: 1♂, 29. ix. 1992.

***Arthroschista hilaralis*** (Walker) (Pl. 126: 9)*Margaronia hilaralis* Walker, 1859, *List Specimens lepid. Insects Colln Br. Mus.* **18**: 532.

[Bagmati] Godavari: 3♀, 7. viii. 1991.

***Hyaloplaga pulchralis*** (Moore) (Pl. 126: 10)*Hydrocampa pulchralis* Moore, 1867, *Proc. zool. Soc. Lond.* **1867**: 90.

[Bagmati] Godavari: 1♀ 14. vi. 1991; 1♂, 2. viii. 1991; 4♂5♀, 8–23. vi. 1992; 1♂, 8. vii. 1992; 1♀, 29. viii. 1992; 1♂1♀, 5–6. ix. 1992; 1♀, 22. vi. 1993. Mt Phulchouki: 1♂, 2. vii. 1990. [Janakpur] Jiri: 1♀, 17. viii. 1993.

***Pygospila tyres*** (Cramer) (Pl. 126: 14)*Phalaena tyres* Cramer, [1789], *Uitlandsche Kapellen* **3**: pl. 263, fig. C.

[Bagmati] Godavari: 1♂4♀, 20–28. vi. 1990; 1♂1♀, 18–22. vii. 1990; 1♂, 7. iv. 1991; 1♂, 3. v. 1991; 5♂8♀, 15–20. v. 1991; 1♂, 12. vi. 1991; 1♂1♀, 22–24. vi. 1991; 2♂3♀, 3–8. viii. 1991; 1♀, 9. ix. 1991; 1♀, 11. v. 1992; 1♂1♀, 3–4. vi. 1992; 2♂1♀, 20–25. vi. 1992; 2♂1♀, 5–8. vii. 1992; 1♂1♀, 24–26. viii. 1992. Mt Phulchouki: 1♂, 17. vi. 1990; 2♂1♀, 17–21. vii. 1990; 2♂, 4. viii. 1991. [Narayani] Daman Pass: 1♀, 28. vi. 1992. [Janakpur] Jiri: 1♂, 27. vii. 1993; 3♀, 13. viii. 1993. [Kosi] Basantapur: 1♂2♀, 22–23. vi. 1992. [Mechi] Godok: 1♀, 13. vi. 1993.

**\**Synclera subtessellalis*** (Walker) (Pl. 126: 12)*Borys subtessellalis* Walker, [1866], *List Specimens lepid. Insects Colln Br. Mus.* **34**: 1406.

[Bagmati] Godavari: 1♀, 21. ix. 1989; 1♂, 22. iv. 1990; 1♂1♀, 20–21. vii. 1990; 1♂1♀, 15. v. 1991; 1♀, 25. v. 1991; 2♂3♀, 1–8. viii. 1991; 1♂, 8. ix. 1991; 1♀, 17. ix. 1991; 3♀, 6–9. x. 1991; 1♂, 31. x. 1991; 1♀, 20. iii. 1992; 1♂, 25. iii. 1992; 1♂, 13. v. 1992; 1♀, 20–25. vi. 1992; 1♂, 6. vii. 1992; 1♀, 26. viii. 1992; 1♂, 27. ix. 1992. Mt Phulchouki: 1♂, 4. viii. 1991.

***Polythlipta cerealis*** Lederer (Pl. 126: 15)*Polythlipta cerealis* Lederer, 1863, *Wien. ent. Monatschr.* **7**: 477.

[Bagmati] Godavari: 1♂, 14. iv. 1990; 1♂ 1♀, 4-14. v. 1990; 3♂, 16-21. vii. 1990; 1♂, 16. x. 1992. Mt Phulchouki: 1♂ 1♀, 21. vii. 1990.

***Rhimphalea trogusalis*** (Walker) (Pl. 126: 19)

*Botys trogusalis* Walker, 1859, *List Specimens lepid. Insects Colln Br. Mus.* 18: 711.

[Bagmati] Godavari: 1♂, 13. v. 1993. [Mechi] Godok: 4♂ 2♀, 12-14. vi. 1993.

***Leucinodes orbonalis*** Guenée (Pl. 126: 11)

*Leucinodes orbonalis* Guenée, 1854, in Boisduval & Guenée, *Hist. nat. Insectes* (Lépid.) 8: 223.

[Bagmati] Godavari: 1♂ 1♀, 20-23. vii. 1992.

***Sameodes cancellalis*** (Zeller) (Pl. 126: 18)

*Botys cancellalis* Zeller, 1852, *Lepid. Microptera Caffrorum*: 34.

[Bagmati] Godavari: 1♂ 3♀, 23-25. vi. 1992; 1♀, 22. vii. 1992; 1♂, 2. viii. 1991. Mt Phulchouki: 1♂, 4. viii. 1991. [Janakpur] Tama Kosi: 1♀, 23. x. 1992. [Sagarmatha] Okhaldhunga: 1♀, 8. x. 1991 (K. Ito). [Kosi] Basantapur: 1♀, 23. vi. 1992.

***Protonoceras capitale*** (Fabricius) (Pl. 126: 20)

*Phalaena capitalis* Fabricius, 1794, *Ent. Syst.* (3) 2: 229.

[Bagmati] Godavari: 1♀, 22. iv. 1990; 1♀, 8. viii. 1991. [Sagarmatha] Okhaldhunga: 1♂, 11. ix. 1991 (K. Ito).

***Terastia egialealis*** (Walker) (Pl. 126: 16)

*Megaphysa egialealis* Walker, 1859, *List Specimens lepid. Insects Colln Br. Mus.* 17: 383.

[Bagmati] Godavari: 1♀, 5. v. 1990; 1♂, 24. v. 1990; 1♂, 14. vi. 1990; 1♀, 4. iv. 1991; 1♂ 5♀, 9-19. v. 1991; 1♂, 8. vii. 1991; 1♂, 9. x. 1991; 1♂ 2♀, 2-21. vi. 1992; 1♂, 20. vii. 1992; 1♂, 25. viii. 1992; 1♂, 2. ix. 1992. [Sagarmatha] Okhaldhunga: 1♂, 8. viii. 1991 (K. Ito). [Mechi] Godok: 1♀, 13. vi. 1993.

***Maruca vitrata*** (Fabricius) (Pl. 126: 22)

*Phalaena vitrata* Fabricius, 1787, *Mantissa Insect.* 2: 215.

[Bagmati] Godavari: 1♂ 4♀, 28-29. iii. 1990; 1♀, 14. iv. 1990; 1♂ 2♀, 2-18. v. 1990; 1♀, 27. vi. 1990; 2♀, 13. v. 1991; 1♀, 22. vi. 1991; 1♂, 7. viii. 1991; 1♀, 8. ix. 1991; 1♂ 3♀, 22-27. ix. 1991; 1♀, 1. x. 1991; 1♀, 16. x. 1991; 1♀, 23. x. 1991; 1♀, 1. xi. 1991; 1♂ 2♀, 20-21. iii. 1992; 1♂ 3♀, 7-19. vi. 1992; 1♀, 18. vii. 1992; 1♀, 15. viii. 1992; 1♀, 22. xi. 1992. [Janakpur] Jiri: 1♀, 23. iv. 1992; 1♂, 21. x. 1992. Tama Kosi: 1♀, 23. x. 1992. [Sagarmatha] Okhaldhunga: 1♂, 30. ix. 1991; 4♀, 5-6. x. 1991; 1♀, 29. x. 1991 (K. Ito).

***Neadeloides glaucopterus*** (Hampson) (Pl. 126: 17)

*Adeloides glaucoptera* Hampson, 1896, *Fauna Br. India* (Moths) 4: 395.

[Bagmati] Godavari: 3♂, 18-26. v. 1990; 2♂, 16-23. v. 1991; 2♂, 10-19. vi. 1991; 2♂, 14-18. vi. 1992; 4♂, 18-23. ix. 1992.

***Pachynoa sabelialis*** (Guenée) (Pl. 126: 23)

*Botys sabelialis* Guenée, 1854, in Boisduval & Guenée, *Hist. nat. Insectes* (Lépid.) 8: 326.

[Mechi] Godok: 1♂, 17. vi. 1993.

***Nomophila noctuella*** ([Denis & Schiffmüller]) (Pl. 126: 24)

*Tinea noctuella* [Denis & Schiffmüller], 1775, *Ankündigung syst. Werkes Schmett. Wienergegend*: 136.

[Bagmati] Godavari: 1♂ 2♀, 14-29. iv. 1990; 1♀, 2. iv. 1991; 1♀, 14. vi. 1991; 1♂ 3♀, 4-18. iii. 1992; 2♀, 6. v. 1992; 1♀, 26. vi. 1992.

***Herpetogramma licarsisale*** (Walker) (Pl. 127: 1)

*Botys licarsisalis* Walker, 1859, *List Specimens lepid. Insects Colln Br. Mus.* 18: 686.

[Bagmati] Godavari: 1♂ 1♀, 9. vi. 1990; 1♀, 2. vii. 1990; 1♂, 16. vii. 1990; 5♂ 2♀, 1-7. viii.



1991; 1 ♀. 6. x. 1991; 3 ♂ 1 ♀, 15–19. vi. 1992; 2 ♂ 2 ♀, 16–25. vii. 1992; 1 ♂, 20. viii. 1992; 3 ♀, 2–29. ix. 1992. 1 ♂, 16. x. 1992. Mt Phulchouki: 2 ♀, 16–19. vii. 1990. [Kosi] Basantapur: 1 ♀, 23. vi. 1992. [Mechi] Godok: 1 ♀, 21. iv. 1993. Birtamond: 1 ♀, 17. iii. 1993.

***Herpetogramma luctuosale luctuosale*** (Guenée) (Pl. 127: 2)

*Hyalitis luctuosalis* Guenée, 1854, in Boisduval & Guenée, *Hist. nat. Insectes* (Lépid.) 8: 290.

[Bagmati] Godavari: 1 ♀, 13. v. 1991; 1 ♀, 23. v. 1991; 1 ♀, 29. vi. 1991; 1 ♀, 12. x. 1991; 1 ♂ 2 ♀, 7–19. vi. 1992; 1 ♀, 20–25. vi. 1992; 1 ♀, 27. viii. 1992; 2 ♂, 2–16. ix. 1992. [Janakpur] Jiri: 1 ♀, 4. vi. 1992. [Sagarmatha] Okhaldhunga: 1 ♂, 7. viii. 1991 (K. Ito). [Mechi] Dovan: 1 ♂, 22. vii. 1993.

***Paranacoleia lophophoralis*** (Hampson) (Pl. 127: 3)

*Nacoleia lophophoralis* Hampson, 1912, *Ann. Mag. nat. Hist.* (8) 9: 435.

[Bagmati] Godavari: 1 ♂, 18. ix. 1992.

***Prooedema inscisalis*** (Walker) (Pl. 126: 21)

*Botys inscisalis* Walker, [1866], *List Specimens lepid. Insects Colln Br. Mus.* 34: 1410

[Mechi] Godok: 1 ♂ 3 ♀, 12–17. vi. 1993.

***Diasemia accalis*** (Walker) (Pl. 127: 4)

*Scopula accalis* Walker, 1859, *List Specimens lepid. Insects Colln Br. Mus.* 19: 1015.

[Bagmati] Godavari: 1 ♂, 7. v. 1990; 1 ♂, 19. v. 1990; 1 ♂, 5. iv. 1991; 2 ♂, 23. vi. 1992; 1 ♂ 1 ♀, 18. vii. 1992.

PYRALINAE (part)

***Herculia igniflualis*** (Walker) (Pl. 127: 5)

*Pyralis igniflualis* Walker, 1859, *List Specimens lepid. Insects Colln Br. Mus.* 17: 268.

[Bagmati] Godavari: 1 ♀, 21. ix. 1989; 1 ♂ 1 ♀, 16–23. v. 1990; 1 ♂ 1 ♀, 15–24. ix. 1991; 1 ♂, 29. ix. 1991; 1 ♂ 1 ♀, 25–29. v. 1992; 4 ♂ 6 ♀, 8–25. vi. 1992. [Janakpur] Tama Kosi: 1 ♂, 23. x. 1992. [Mechi] Hang-Pang: 1 ♀, 14. iv. 1993.

***Euryzonella latisfascia*** (Hampson) (Pl. 127: 6)

*Pyralis latisfascia* Hampson, 1891, *Illust. typical Specimens Lepid. Heterocera Colln Br. Mus.* 8: 129, pl. 154, fig. 8.

[Bagmati] Godavari: 1 ♀, 19. vi. 1992.

***Loryma recusata*** (Walker) (Pl. 127: 7)

*Beria recusata* Walker, [1863], *J. Proc. Linn. Soc. (Zool.)* 7: 62.

[Bagmati] Godavari: 1 ♀, 8. viii. 1991.

**\**Gauna endotrichalis*** (Warren) (Pl. 127: 8)

*Perisseretma endotrichalis* Warren, 1895, *Ann. Mag. nat. Hist.* (6) 16: 468.

[Bagmati] Godavari: 1 ♂, 19. vi. 1992; 1 ♂, 25. vi. 1992; 1 ♀, 26. viii. 1992; 1 ♂, 5. viii. 1993.

***Tamraca torridalis*** (Lederer) (Pl. 127: 18)

*Asopia torridalis* Lederer, 1863, *Wien ent. Monatschr.* 7: 342, 457, pl. 6, fig. 15.

[Bagmati] Godavari: 1 ♀, 19. vii. 1990; 1 ♀, 2. viii. 1991; 1 ♂, 26. vi. 1992; 3 ♂, 18–20. vii. 1992. [Sagarmatha] Okhaldhunga: 1 ♂, 8. ix. 1991; 3 ♂ 1 ♀, 26–30. ix. 1991; 1 ♂, 6. x. 1991 (K. Ito).

***Orybina flaviplaga flaviplaga*** (Walker) (Pl. 127: 10)

*Oryba flaviplaga* Walker, 1863, *List Specimens lepid. Insects Colln Br. Mus.* 27: 10.

[Bagmati] Godavari: 1 ♂, 27. vi. 1992. Mt Phulchouki: 1 ♂, 26. vi. 1992. [Narayani] Daman Pass: 1 ♀, 28. vi. 1992. [Janakpur] Jiri: 1 ♂, 4. vi. 1992.

***Orybina kobesi*** Roesler (Pl. 127: 11)

*Orybina kobesi* Roesler, 1984, *Heteroc. sumatr.* 2: 34, figs 2 (above), 4, 6, 7.

[Bagmati] Godavari: 1♂3♀, 20-26. vi. 1992; 1♂, 12. vii. 1992.

***Sacada discinota*** (Moore) (Pl. 127: 13♂, 14♀)

*Paravetta discinota* Moore, 1866, *Proc. zool. Soc. Lond.* 1865: 814, pl. 43, fig. 3.

[Bagmati] Godavari: 1♂, 24. ix. 1989; 1♂, 3. x. 1989; 1♂, 5. v. 1990; 2♂, 18. v. 1990; 2♂, 25-27. v. 1990; 1♂, 15. vi. 1990; 1♂1♀, 24-27. vi. 1990; 1♂, 28. ix. 1991; 1♂, 5. x. 1991; 1♂, 25. x. 1991; 1♂, 26. v. 1992; 1♂, 16. x. 1992. Mt Phulchouki: 1♂, 2. vii. 1990; 2♀, 21. vii. 1990; 2♂, 1-2. vi. 1991. [Janakpur] Jiri: 6♂, 1-3. vi. 1992; 1♂, 17. vi. 1992; 1♂, 21. x. 1992; 1♂, 31. v. 1993; 2♂1♀, 8-9. vii. 1993; 3♂, 25-27. vii. 1993. [Sagarmatha] Okhaldhunga: 1♂, 30. ix. 1991 (K. Ito). [Mechi] Godok: 1♀, 15. vi. 1993.

**\**Sacada sikkima*** (Moore) (Pl. 127: 15)

*Paravetta sikkima* Moore, 1879, in Hewitson & Moore, *Descr. new Indian lepid. Insects Colln late Mr Atkinson*: 70.

[Bagmati] Godavari: 1♂, 17. iv. 1990; 2♂, 22-23. iv. 1990; 1♂, 2. v. 1990; 1♂, 12. vi. 1990; 1♂, 2. iv. 1991; 2♂, 10-11. vi. 1991; 1♂, 1. viii. 1991; 1♂, 7. viii. 1991; 1♂, 27. iii. 1992; 1♂, 24. iv. 1992. [Mechi] Godok: 1♂, 12. vi. 1993.

**\**Sacada pallescens*** Hampson (Pl. 127: 17)

*Sacada pallescens* Hampson, 1896, *Fauna Br. India* (Moths) 4: 171.

[Bagmati] Godavari: 1♂, 1. x. 1989; 4♂1♀, 10-23. vi. 1990; 1♂, 16. vi. 1991; 1♂, 28. ix. 1991; 1♂, 2. x. 1991; 1♂, 6. x. 1991; 1♂, 12. vi. 1992; 3♂, 20-25. vi. 1992. [Janakpur] Tama Kosi: 1♂, 23. x. 1992. [Sagarmatha] Okhaldhunga: 1♂, 7. x. 1991 (K. Ito).

**\**Sacada pyraliformis*** (Moore) (Pl. 127: 16)

*Danaka pyraliformis* Moore, 1879, in Hewitson & Moore, *Descr. new Indian lepid. Insects Colln late Mr Atkinson*: 71, pl. 3, fig. 10.

[Bagmati] Godavari: 1♂, 11. iii. 1990; 9♂, 10-16. vi. 1990; 2♂, 27-28. vi. 1990; 4♂1♀, 21-26. vi. 1991; 2♂, 28-30. vi. 1992; 1♂, 15. vii. 1992. Mt Phulchouki: 1♂, 2. vii. 1991.

***Prosaris pernigralis*** Meyrick (Pl. 127: 9)

*Prosaris pernigralis* Meyrick, 1894, *Trans. ent. Soc. Lond.* 1894: 12.

[Mechi] Godok: 2♂1♀, 13. vi. 1993; 1♂, 12. viii. 1993.

***Arctioleptis rubida*** Felder & Felder (Pl. 127: 19)

*Arctioleptis rubida* Felder & Felder, 1862, *Wien. ent. Monatschr.* 6: 33.

*Propachys nigrivena* Walker, 1863, *List Specimens lepid. Insects Colln Br. Mus.* 27: 7.

[Bagmati] Godavari: 2♀, 2. vi. 1990; 2♂7♀, 7-23. vi. 1990; 2♂1♀, 16-23. vii. 1990; 1♀, 29. vi. 1991; 1♂3♀, 24-29. vi. 1992; 3♂3♀, 2-20. vii. 1992. [Janakpur] Jiri: 1♂1♀, 24. vii. 1993. [Mechi] Dovan: 1♀, 22. vii. 1993. Godok: 1♀, 13. vi. 1993; 1♀, 22. vii. 1993. Hang-Pang: 1♀, 14. vii. 1993.

***Tocolosida rubriceps*** Walker (Pl. 127: 12)

*Tocolosida rubriceps* Walker, 1863, *List Specimens lepid. Insects Colln Br. Mus.* 27: 14.

[Bagmati] Godavari: 1♀, 28. v. 1990; 2♂, 10-11. vi. 1990; 1♂, 14. vi. 1990; 1♂, 17. vi. 1991. [Mechi] Godok: 1♂, 12. vi. 1993; 1♂, 14. vi. 1993.

***Vitessa suradeva suradeva*** Moore (Pl. 127: 20)

*Vitessa suradeva* Moore, [1860], in Horsfield & Moore, *Cat. lepid. Insects Mus. nat. Hist. East-India House* 2: 299, pl. 7a, fig. 7.

[Sagarmatha] Okhaldhunga: 1♂, 3. ix. 1991 (K. Ito). [Kosi] Chititrei: 1♀, 24. vi. 1992.

***Endotricha olivacealis*** (Bremer) (Pl. 127: 21)

*Rhodaria olivacealis* Bremer, 1864, *Mém. Acad. imp. Sci. St. Pétersb.* (7) 8: 66, pl. 6, fig. 2.

[Bagmati] Godavari: 1♂, 23. iv. 1990.

***Endotricha similata*** (Moore) (Pl. 127: 22)

*Dothitha similata* Moore, 1888, in Hewiston & Moore, *Descr. new Indian lepid. Insects Colln late Mr Atkinson*: 206.

[Bagmati] Godavari: 1♀, 13. v. 1990. Mt Phulchouki: 1♂, 4. viii. 1991. [Janakpur] Jiri: 1♀, 13. viii. 1993; 1♂ 1♀, 14. viii. 1993. [Mechi] Godok: 2♂, 14. viii. 1993.

***Endotricha costaemaculalis fuscifusalis*** Hampson (Pl. 127: 23)

*Endotricha fuscifusalis* Hampson, 1896, *Fauna Br. India* (Moths) 4: 134.

[Bagmati] Godavari: 3♀, 9-29. iv. 1990; 2♀, 8-14. v. 1990; 1♀, 18. v. 1990; 1♀, 19. iv. 1992; 1♀, 28. v. 1992. Mt Phulchouki: 1♀, 1. vi. 1992.

***Endotricha fuscobasalis*** Ragonot (Pl. 127: 24)

*Endotricha fuscobasalis* Ragonot, 1891, *Ann. Soc. ent. Fr.* 1890: 526.

[Bagmati] Godavari: 2♂, 13-15. v. 1990; 2♂, 16. iv. 1992. Mt Phulchouki: 1♂, 3. vi. 1992.

***Endotricha melanobasis*** Hampson (Pl. 127: 25)

*Endotricha melanobasis* Hampson, 1916, *Ann. Mag. nat. Hist.* (8) 18: 358.

[Bagmati] Godavari: 5♂, 15-28. iv. 1990; 1♂, 26. v. 1990.

## References

- Hampson, G. F., 1896. *The Fauna of British India including Ceylon and Burma* (Moths) 4. xxviii, 594 pp.
- Inoue, H. 1982. Pyralidae. In Inoue, H. et al., *Moths of Japan* 1: 307-404, 2: 223-254, pls 36-48, 228, 298-314 (in Japanese). Kodansha, Tokyo.
- , 1985. A new species and synonymic notes on two taxa of the Pyralinae from Japan (Lepidoptera: Pyralidae). *Akitsu* (N. S.) 72: 1-4.
- Munroe, E. G., 1958. *Pycnarmon jaguaralis* (Guenée) and an allied species (Lepidoptera: Pyralidae). *Can. Ent.* 90: 234-235.
- Munroe, E. G. & A. Mutuura, 1971. Contributions to a study of the Pyraustinae (Lepidoptera: Pyralidae) of temperate east Asia. XII. *Can. Ent.* 103: 503-506.
- Munroe, E. G. & M. Shaffer, 1980. A revision of *Vitessidia* Rothschild & Jordan and *Vitessa* Moore (Lepidoptera: Pyralidae). *Bull. Br. Mus. nat. Hist. (Ent.)* 39: 241-360.
- Robinson, G. S., K. R. Tuck & M. Shaffer, 1994. *A Field Guide to the Smaller Moths of South-East Asia*. 308 pp, 51 figs, 32 pls. Malayan Nature Society, Kuala Lumpur.
- Rose, H. S., 1982. Male genitalia of the type-species of some Pyraustinae (Lepidoptera: Pyralidae) from north India and its taxonomic significance. *J. ent. Res.* 6: 51-67.
- Wang, P. Y., 1980. Lepidoptera: Pyralidae. *Economic Insects Fauna of China* 21. xii, 229pp., 32 pls (in Chinese).
- Whalley, P. E. S., 1961. A revision of two species complex in the Pyraustinae (Lepidoptera: Pyralidae). *Bull. Br. Mus. nat. Hist. (Ent.)* 10: 99-111, pls 3-4.
- , 1963. A revision of the World species of the genus *Endotricha* Zeller (Lepidoptera: Pyralidae). *Bull. Br. Mus. nat. Hist. (Ent.)* 13: 397-453, pls 1-37.
- Yamanaka, H., with Y. Yoshiyasu, 1992. Pyralidae. In Heppner, J. B. & H. Inoue (ed.), *Lepid. Taiwan* 1 (2): 77-95.

## SESIIDAE of Nepal

Yutaka Arita<sup>1)</sup> and Oleg G. Gorbunov<sup>2)</sup>

<sup>1)</sup> Zoological Laboratory, Faculty of Agriculture, Meijo University, Tempaku-ku, Nagoya, 468

<sup>2)</sup> Institute for the Problems of Ecology and Evolution, Russian Academy of Sciences, Leninsky prospekt 33, 117071, Moscow V-71, Russia (Visiting Scholar of Zoological Laboratory, Faculty of Agriculture, Meijo University, Tempaku-ku, Nagoya, 468)

### TINTHIINAE

#### TINTHIINI

*Tinthia alectra* sp. n. (Pl.108: 18; Pl. 128: 1)

Description. Female (holotype). Alar expanse 15.5 mm; body length 7.0 mm; forewing 7.0 mm; antenna 4.2 mm. Head: antenna dark brown to black with violet sheen; frons dark brown to black; labial palpus pale yellow with admixture of individual dark brown scales apically outside; pericephalic hairs pale yellow to white. Thorax: patagia dark brown to black, with violet sheen, with a small snow-white spot laterally; tegula, meso- and metathoraces dark brown to black with violet sheen; thorax laterally dark grey-brown with a few yellowish scales. Legs: fore coxa dark brown to black with admixture of pale yellow scales basally; hind tibia black, mixed with white internally; spurs grey-brown with admixture of white scales internally. Abdomen: dorsally black with violet sheen; tergite 4 with a narrow yellow to orange strip proximally; tergite 6 with a narrow, orange, distal margin; ventrally dark brown to black; sternites 4 and 5 each entirely white with pale orange hue; sternite 6 with a few pale orange scales; anal tuft small, black with a yellowish distal edge. Forewing: nearly opaque, dark brown to black with bronzed-violet sheen, with a few rusty scales basally and at costal margin; anally black with violet sheen; external and posterior transparent areas undeveloped; anterior transparent area very narrow and short; cilia dark brown with bronzed-violet sheen. Hindwing: transparent, but on distal third densely covered with hyaline scales with yellowish hue; veins and outer margin black with bronzed-violet sheen; discal spot undeveloped; outer margin narrow, about twice narrower than cilia; cilia dark brown with bronzed-violet sheen.

Female genitalia (holotype, genital preparation No. GA-103) (Fig. 832). Papilla anales well-sclerotized at base and membranous distally, with numerous short setae on membranous part only; apophysis posterioris about 1.4 times shorter than apophysis anterioris; 8th tergite relatively narrow, well-sclerotized, with numerous long setae at distal margin; ostium bursae opening near posterior margin of sternite 7, relatively broad, membranous; antrum relatively long, sclerotized only on anterior part; ductus bursae broad, membranous; corpus bursae ovoid without signum.

Male. Unknown.

Variability. Unknown.

Diagnosis. This new species seems to be closest to *Tinthia spilogastra* Le Cerf, 1916, *Trichocerota ruficincta* Hampson, [1893], *T. dizona* Hampson, 1919 and *T. diplotima* Meyrick, 1926. From the first species, *alectra* sp. n. can be distinguished by the coloration of the labial palpus (pale yellow to white in *spilogastra*), fore coxa (dark brown to black with admixture of individual white scales basally in *spilogastra*), abdomen (tergite 4 with a relatively broad orange strip proximally; tergite 6 with a few yellow-orange scales at distal margin; ventrally dark brown to black; sternite 4 with a broad snow-white strip proximally; sternites 5 and 6 each with admixture of individual white scales in the species compared) and

by the female genitalia (corpus bursae with two rounded groups of minute pointed spines (signum) in *spilogastra*). From *ruficincta*, the type species of *Trichocerota* Hampson, [1893], *alectra* sp. n. differs in the nearly opaque forewing (external transparent area present in *ruficincta* and all other species of *Trichocerota*) and the coloration of the abdomen (tergites 4 and 6 each with a broad reddish strip, tergites 5 and 7 each with a few reddish scales in *ruficincta*). In addition, *alectra* sp. n. can be easily separated from *ruficincta* by the female genitalia (8th tergite and antrum longer and one signum present in *ruficincta*). From *dizona*, this new species can be distinguished by the relatively smaller size (alar expanse about 26.0 mm in *dizona*), coloration of the hind tibia (externally black with a broad whitish ring basally in *dizona*), abdomen (orange distal strip on the 6th tergite broader, and only 5th and 6th sternites mixed with white scales in *dizona*) and forewing (densely covered with red-brown scales in the species compared). From *diplotima*, *alectra* sp. n. is clearly distinguishable by the coloration of the patagia (white in *diplotima*), tegula (with a red inner margin in *diplotima*) and abdomen (tergites 2 and 5 each with a narrow red strip basally in the species compared).

**Bionomics.** The host plant is unknown. The holotype was netted at an altitude of 1,500–2,000 m in mid-July.

**Habitat.** Unknown.

**Holotype.** ♀, Nepal, Bagmati, Kathmandu Valley, Godavari, 1,500–2,000 m, 14. vii. 1983 (genital preparation No. GA-103), Ent. Ins. Hokkaido Univ.

**Etymology.** The name of this species, described for a single female specimen, is taken from the Greek *alektros* for unmarried.

***Trichocerota gorapani* sp. n.** (Pl. 108: 19; Pl. 128: 2)

**Description.** Male (holotype). Alar expanse 15.8 mm; body length 7.5 mm; forewing 7.0 mm; antenna 3.5 mm. Head: antenna dark brown to black with violet sheen, externally on basal half yellow to yellow-orange; frons dark brown with greenish sheen; labial palpus pale yellow to yellow with pale brownish scales basally; vertex dark brown with greenish sheen; pericephalic hairs pale yellow with a few brown scales dorsally and white laterally. Thorax: patagia black with purple sheen; tegula dark brown with purple sheen, with admixture of rusty-orange scales anteriorly and with a small black with purple sheen spot at base of forewing anteriorly; mesothorax dark brown with purple sheen, with a short and narrow rusty-orange strip at external margin posteriorly; metathorax black with two tufts of black and white hair-like scales; thorax laterally black with strong blue-violet sheen. Legs: fore coxa entirely dark brown with bronzed-purple sheen; hind tibia externally dark brown to black with purple-violet sheen, internally dark brown mixed with pale brownish scales, with two small tufts of apically pointed rusty scales both dorso-medially and apically; spurs dark brown with bronzed-violet sheen. Abdomen: dorsally 1st tergite black with blue-violet sheen, with a large, longitudinal, brick-red spot proximally; 2nd and 3rd tergites entirely black with greenish sheen; 4th tergite black with blue sheen, densely covered with dark brown scales with purple sheen on proximal half and with a narrow brick-red strip proximally; tergite 5 dark brown with purple sheen, with a narrow black strip distally; tergites 6 and 7 entirely light brown with bronzed sheen; ventrally sternites 1+2 and 3 entirely black with blue-violet sheen; sternites 4 and 5 each dark brown with blue-purple sheen, with a broad, laterally narrowed, orange strip proximally; sternites 6 and 7 dark brown with gold-purple sheen, mixed with light brown scales; anal tuft light brown with bronzed sheen medially and dark brown with greenish sheen laterally. Forewing: basally black with a large brick-red spot at anal margin; costal margin narrowly brick-orange; remains of opaque part dark brown with purple-violet sheen, with admixture of individual rusty scales; transparent

areas small, densely covered with semihyaline scales with brownish hue and a few brown scales; anterior and posterior transparent areas narrow, longitudinal; external transparent area divided into four elongate cells between veins  $R_5$ - $Cu_1$ ; cilia dark brown with bronzed sheen. Hindwing: transparent but densely covered with hyaline scales with brownish hue; veins dark brown with purple-violet sheen; discal spot undeveloped; outer margin dark brown with bronzed sheen, narrow, about thrice narrower than cilia; cilia dark brown with bronzed sheen.

Male genitalia (holotype, preparation No. GA-104) (Fig. 828). Uncus long, finger-shaped, with sparse long setae dorsally; tegumen triangular, well-separated from uncus; tuba analis relatively long, with narrow, well-sclerotized both scaphium and subscaphium; valva broadly rounded, with sparse long and short setae on inner surface; saccus relatively large, broad, rounded basally; aedeagus long, about 2.4 times as long as valva, with long coecum penis, subapically with a narrow, collar-shaped crista on right side; vesica without cornuti.

Female. Unknown.

Variability. Unknown.

Diagnosis. This new species seems closely related to *Trichocerota erythranthes* Meyrick, 1926, *T. fulvistriga* Hampson, 1919, *T. ruficineta* Hampson, [1893], and *T. univitta* Hampson, 1900, but *gorapani* sp. n. differs from them in the rather smaller size (alar expanse about 22.0–24.0 mm in these species compared). From the first species, *gorapani* sp. n. is clearly distinguishable by the coloration of the thorax (tegula with a broad brick-red inner margin in *erythranthes*), abdomen ventrally (sternites 5 and 6 entirely brick-red in *erythranthes*), and forewing basally (nearly entirely brick-red base in the species compared). From *fulvistriga*, this new species can be separated by the coloration of the thorax (tegula with a broad brick-red inner margin in *fulvistriga*), abdomen (dorsally only 4th tergite with a narrow brick-orange strip proximally, ventrally with a white strip on 4th sternite in the species compared) and forewing (dark brown to black basally, transparent areas nearly undeveloped in *fulvistriga*). From *ruficineta*, *gorapani* sp. n. is distinguishable by the coloration of the thorax, abdomen and forewing (tegula with a narrow brick-red inner margin, abdominal tergites 4 and 6 each with a narrow brick-red strip and forewing basally black in the species compared). From *univitta*, this new species can be easily distinguished by the coloration of the abdomen (tergites 5 and 7 each with a narrow brick-red strip in *univitta*) and the presence of the transparent areas of the forewing (nearly absent in *univitta*). From all other congeners, *gorapani* sp. n. clearly differs in the coloration of the abdominal bands (yellow in other congeners).

Bionomics. The host plant is unknown. The holotype specimen was collected in the beginning of May.

Habitat. Unknown.

Holotype. ♂, Nepal, No. 4 West, Gorapani, 2,800 m, 1. v. 1968, T. Kumata leg. (genital preparation No. GA-104), Ent. Ins. Hokkaido Univ.

Etymology. We name this species after the Gorapani town, where the specimen was collected.

## SESIINAE

### MELITTIINI

***Melittia eurytion*** (Westwood) (Pl. 108: 20, 21)

*Trochilium eurytion* Westwood, 1848, *Cabinet Orient. Ent.*: 62, pl. 30, fig. 5.

Godavari: 1♀, 12. vii. 1968 (T. Kumata); 1♂, 19. vii. 1990 (genital preparation No. GA-069). [Kosi] Pheksinda: 2♀, 14. vii. 1991 (1♀ with genital preparation Nos GA-108 and

1612 YA).

Male genitalia (preparation No. GA-069) (Fig. 830). Tegumen-uncus complex narrow; uncus bilobed distally, with a small semioval plate of strong pointed setae internally on each side; gnathos rather large, broad, with large, bilobed, sclerotized plate medially (Fig. 830a); valva (Fig. 830b) relatively broad, trapeziform; distal field of setae only slightly separated from medial one; setae of medial field relatively short, not covering pocket-shaped crista; ventral lobe relatively broad, nearly not exceeding distal margin; saccus narrow, mace-shaped basally (Fig. 830c); aedeagus (Fig. 830d) narrow, broadened basally, about as long as valva; vesica with numerous minute cornuti.

Female genitalia (preparation Nos GA-108 and 1612 YA) (Figs 835, 838). Papilla anales slightly sclerotized, covered with relatively short setae; both apophysis nearly equal in length, apophysis anterioris with a long, narrow appendix baso-ventrally; 8th tergite broad with relatively short setae at distal margin and with a long seta at inner margin ventrally; ostium bursae opening near posterior margin of 7th sternite, broadly ring-shaped and narrowly well-sclerotized; antrum narrow, membranous; ductus bursae long, narrow, membranous; corpus bursae ovoid, membranous, with signum relatively large, narrowly pear-shaped, with numerous transverse, rather well-sclerotized, dentate strips, slightly bifurcate posteriorly (Fig. 838).

***Melittia nepcha* Moore (Pl. 108: 22, 23)**

*Melittia nepcha* Moore, 1879, in Hewitson & Moore, *Descr. new Indian lepid. Insects Colln late Mr Atkinson*: 10.

[Janakpur] Chet Chet: 2 ♂ 1 ♀, 14. vii. 1993 (♂ with genital preparation Nos GA-067, GA-068, ♀ with genital preparation No. GA-076).

The male (holotype) of this species is redescribed by us (Gorbunov & Arita, in press) and here we can say that the present specimens are somewhat smaller than holotype: alar expanse 28.2-29.2 mm; body length 14.5-15.0 mm; forewing 12.5-13.0 mm; antenna 6.4-6.5 mm, and only 2-4 abdominal tergites each with a narrow, dirty yellow distal margin. However, the female has not been known until now. We describe it for the first time herein.

**Description.** Female. Alar expanse 29.0 mm; body length 14.0 mm; forewing 12.8 mm; antenna 6.4 mm. Head: antenna dorsally black with green-violet sheen, with individual pale yellow scales at fore margin, ventrally brown with a short yellow strip subapically; frons dark grey with a few white scales, with a narrow white strip laterally; labial palpus white basally, dorsally dark brown to black with a few white scales, ventrally white to pale yellow with two longitudinal black strips; vertex dark grey with a few pale yellow scales posteriorly; pericephalic hairs black mixed with pale yellow scales dorsally and white laterally. Thorax: patagia dark brown to black with greenish sheen, with a few white and yellow scales laterally; tegula and mesothorax black with purple-violet sheen; metathorax black mixed with dirty yellow scales; thorax laterally grey-brown. Legs: fore coxa snow-white with a rather narrow, longitudinal, black strip baso-externally to inner tip; mid tibia black with violet sheen, with admixture of individual rusty scales and with a small, diffused, snow-white spot with blue hue medio-externally; hind leg tuft black with violet sheen both basally and apically, medially mixed with brown, light brown to yellow-brown and snow-white scales; extro-ventrally with three small white spots between bases of tibia and mid spurs, and somewhat distally both mid and apical spurs; spurs dark brown to black with violet sheen. Abdomen: dorsally black with green-violet sheen, densely mixed with yellow-brownish scales on tergites 1-3 and 5 laterally; tergites 3-5 each with a narrow yellow-brownish strip distally; ventrally entirely yellow to pale yellow; anal tuft small, black with violet sheen mixed with yellowish scales distally. Forewing: costal and anal margins, Cu-stem, discal spot, veins within external transparent area and apical area dark brown to black with purple-violet sheen;

discal spot relatively narrow with a very small, slightly pointed projection proximally; transparent areas well-developed; external transparent area rounded distally, divided into 5 cells, about 6 times as broad as discal spot at level of vein  $M_2$ ; cilia dark brown. Hindwing: transparent; veins and outer margin narrow, dark brown to black; discal spot undeveloped, but cross-vein narrowly covered with dark brown scales; outer margin about twice as narrow as cilia; anal area covered with dirty yellow and a few brown scales; cilia dark brown.

Female genitalia (preparation No. GA-076) (Figs 834, 837). Papilla anales slightly sclerotized, covered with relatively short setae; both apophysis nearly equal in length, apophysis anterioris with a long, narrow appendix baso-ventrally; 8th tergite relatively broad with rather long setae at distal margin and with two long setae at inner margin ventrally; ostium bursae opening near posterior margin of 7th sternite, slightly funnel-shaped, relatively broadly well-sclerotized; antrum narrow, membranous; ductus bursae narrow, long, membranous; corpus bursae globose to ovoid, membranous with signum relatively large, broadly pear-shaped, entirely with numerous transverse, well-sclerotized, dentate strips, bifurcate and ringed around base of corpus bursae posteriorly (Fig. 837).

Male genitalia (preparation No. GA-068) (Fig. 829). The male genitalia of Nepalese specimens have virtually no differences in the structure from those of the holotype, only distal and medial fields of the setae of inner surface of the valva are not so well separated from each other as in holotype.

Distribution. At present this species is known for sure from the type locality, northeastern India, State West Bengal, and from northern Vietnam, prov. Shongma, and Nepal (new record).

***Melittia staudingeri*** Boisduval (Pl. 108: 25-27)

*Melittia staudingeri* Boisduval, [1875], in Boisduval & Guenée, *Hist. nat. Insectes* (Lépid.) 1: 478.

[Janakpur] Chet Chet: 5♂1♀, 14. vii. 1993 (2♂ with genital preparation Nos GA-065, GA-066, ♀ with genital preparation No. GA-077).

Description. Male. Alar expanse 32.5-35.2 mm; body length 16.8-18.5 mm; forewing 14.5-15.5 mm; antenna 7.2-8.0 mm. Head: antenna dorsally black with blue-violet sheen, with individual snow-white scales at fore margin, ventrally brown mixed with individual yellow scales, more densely subapically; frons grey-brown with purple sheen, with a relatively broad yellow strip laterally; labial palpus basally yellow, second and third joints yellow mixed with black scales; vertex black mixed with lemon yellow hair-like scales, with a small yellow spot at ocelli anteriorly; pericephalic hairs black with yellow dorsally and laterally. Thorax: patagia dark grey densely covered with olive-brownish scales, with a small yellow spot latero-posteriorly; tegula, meso- and metathoraces black with blue-violet sheen, densely covered with olive scales; thorax laterally dark grey with bronzed sheen, with a few yellow scales both anteriorly and posteriorly. Legs: fore coxa dark brown with bronzed sheen, densely mixed with yellow scales at margins; midtibia externally black with green-violet sheen, with a few yellow scales, mixed with rusty scales at dorsal margin and with a few snow-white scales with purple hue medio-dorsally; midtarsus black with green-violet sheen, with a small, vague, snow-white spot with blue hue baso-externally; hind tibia extro-ventrally black with violet sheen, with a few rusty scales apically, with a small snow-white spot with blue hue between bases of mid spurs and tibia, and with a small yellow spot somewhat distally of base of mid spurs; internally black with violet sheen; dorsally yellow with a few black, rusty and white scales; spurs black with blue sheen; hind tarsus black with violet sheen, mixed with rusty and yellow scales baso-dorsally, with a small yellow spot medio-externally. Abdomen: dorsally black with blue-violet sheen; tergites 1-2 densely covered with olive scales; tergites 2-4 each with a narrow yellow margin distally; ventrally dark brown with admixture of individual white with pearl hue and lemon yellow scales; anal tuft



small, black with green-violet sheen, mixed with white and yellow scales distally. Forewing: costal margin, Cu-stem, discal spot and veins within external transparent area black with purple-violet sheen; anal margin black with purple-violet sheen, with a few olive-brown scales, with a small dirty yellow spot basally; apical area narrow, broadened costally, black with purple sheen, with individual snow-white scales with purple hue; discal spot narrow with a relatively long, narrow, pointed projection proximally; transparent areas well-developed; external transparent area broad, divided into 6 cells, about 4.5 times broader than discal spot at level of vein  $M_2$ ; cilia dark brown with purple-green sheen. Hindwing: transparent; veins and outer margin black with violet sheen; outer margin narrow, about thrice narrower than cilia; anal area black with purple-violet sheen, mixed with dirty yellow scales basally; cilia dark brown to black with green-violet sheen.

Male genitalia (preparation No. GA-066) (Fig. 831). Tegumen-uncus complex relatively narrow; uncus bilobed distally with a small drop-shaped plate of strong pointed setae internally on each side; gnathos rather small, broad, membranous with slight sclerotization medially (Fig. 831a); valva (Fig. 831b) broad, slightly trapeziform; distal field of setae well separated from medial one; setae of medial field short, not reaching pocket-shaped crista; ventral lobe relatively long, narrow, distinctly exceeding distal margin; saccus broad, rounded basally (Fig. 831c); aedeagus (Fig. 831d) narrow, basally broadened, about as long as valva; vesica with numerous minute cornuti.

Female. Somewhat larger than male: alar expanse 37.0 mm; body length 18.8 mm; forewing 16.0 mm; antenna 7.5 mm. Mid and hind tibiae with more numerous rusty and less numerous yellow and white scales externally; abdomen ventrally dark brown with a few yellow and light brown scales; anal tuft ventrally yellow with a few black scales; forewing with external transparent area divided into five cells (cell between veins  $R_4$ - $R_5$  opaque); hindwing with anal area dirty yellow mixed with rusty and black scales. Other colour pattern as in male.

Female genitalia (preparation No. GA-077) (Figs 836, 839). Papilla anales slightly sclerotized, covered with relatively short setae ventrally and somewhat longer ones dorsally; both apophysis nearly equal in length, apophysis anterioris with a long, narrow appendix baso-ventrally; 8th tergite relatively broad with long and short setae at distal margin and with a long seta at inner margin ventrally; ostium bursae opening near posterior margin of 7th sternite, broadly well-sclerotized; antrum narrow, membranous; ductus bursae narrow, relatively long, membranous; corpus bursae ovoid, membranous with signum relatively large, broadly pear-shaped, with numerous transverse, well-sclerotized, dentate strips and with well-sclerotized separate teeth anteriorly, long bifurcate and ringed around base of corpus bursae posteriorly (Fig. 839).

Variability. The Nepalese specimens are slightly smaller than lectotype from Sylhet, Bangladesh (alar expanse 38.0 mm), but somewhat larger than a specimen from Sikkim, India (alar expanse 32.0 mm). Also they slightly vary in the number of yellow scales on the fore coxa. Sometimes there are males with a few white scales on the 6th and 7th abdominal tergites latero-distally, with admixture of individual yellow and olive-brownish scales on the tergites 3 and 5 proximally, and with the abdomen with more numerous lemon yellow scales ventrally. Additionally, the external transparent area of the forewing is rather variable in the males (Fig. 827). Variability for the females is not known.

Diagnosis. It seems to be closest to *M. kulluana* Moore, 1888 and differs from it only in coloration of the hind leg tuft (with somewhat less numerous yellow scales and so hind leg looks more dark in *kulluana*). It is possible, *kulluana* is only a local form of *staudingeri*. From *M. indica* Butler, 1874, *staudingeri* can be distinguished by the coloration of the thorax (densely covered with brownish gold scales in *indica*), hind leg (more dark in the

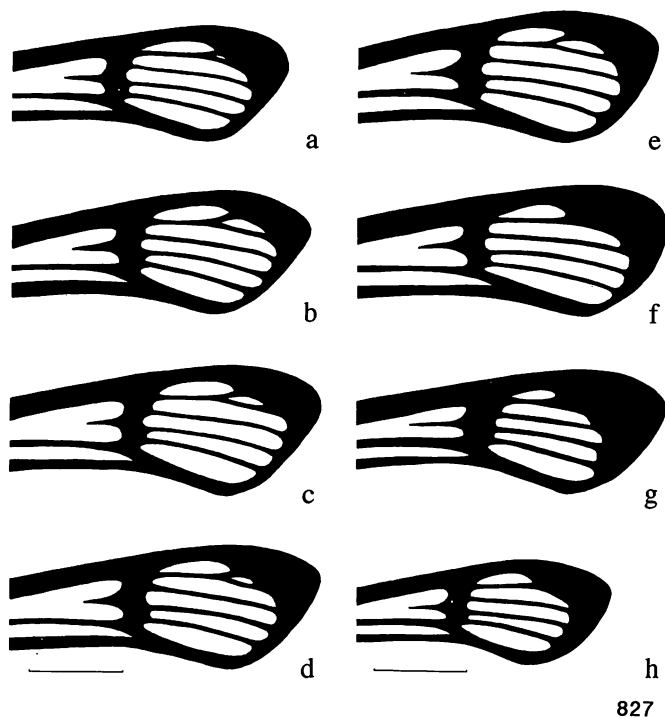


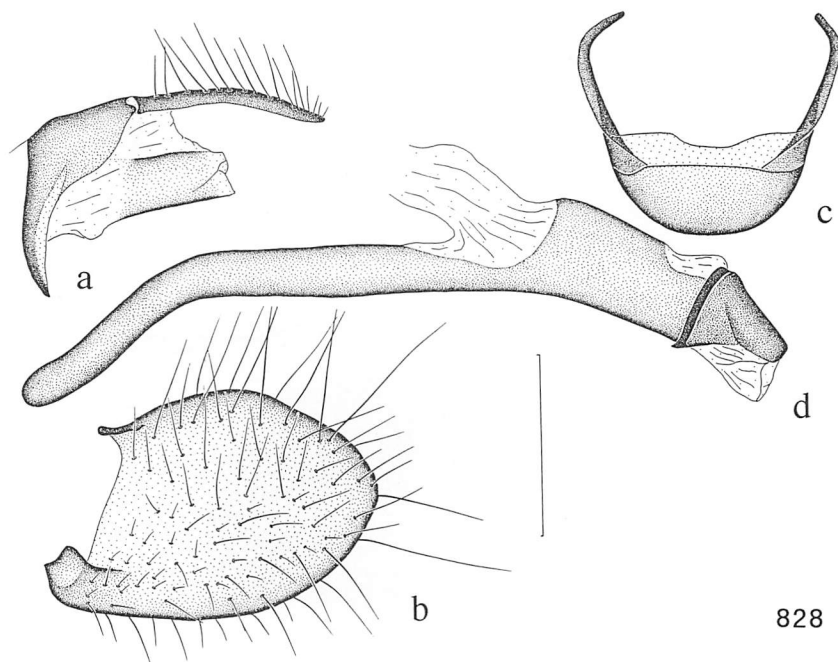
Fig. 827. Variability of the external transparent area of the forewing (without cilia) of *Melittia staudingeri* Boisduval, [1875]. a-f. E. Nepal, Chet Chet (a-e: ♂, f: ♀). g. Lectotype ♂, Bangladesh, Sylhet (MNHP). h. India, Sikkim (♂) (MNHP).

species compared) and the shape of discal spot and external transparent area of the forewing (discal spot broader and external transparent area narrower and only about 2.6 times broader than discal spot in *indica*). From *M. gigantea* Moore, 1879, this species differs in the coloration of the hind leg (with more rusty and yellow scales in *gigantea*). From *M. leucogaster* Hampson, 1919 and *M. notabilis* Swinhoe, 1890, *staudingeri* is clearly distinguishable by the coloration of thorax, abdomen and forewing (more bright in these species compared) and the shape of the discal spot and external transparent area of the forewing (discal spot with longer projection proximally, external transparent area narrow, divided into 4 cells only in *leucogaster* and *notabilis*). From *M. dichroipus* Hampson, 1919, this species differs in the coloration of the discal spot of the forewing (black mixed with rusty in *dichroipus*).

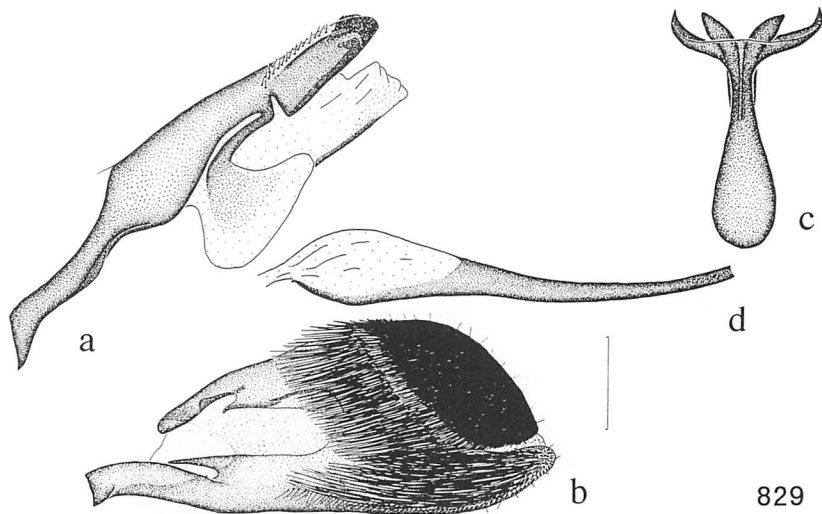
**Bionomics.** The host plant is not known. The Nepalese specimens were collected in mid-July.

**Habitat.** Unknown.

**Distribution.** At present this species is known for certain from Nepal (first record), India (State Sikkim) and Bangladesh.

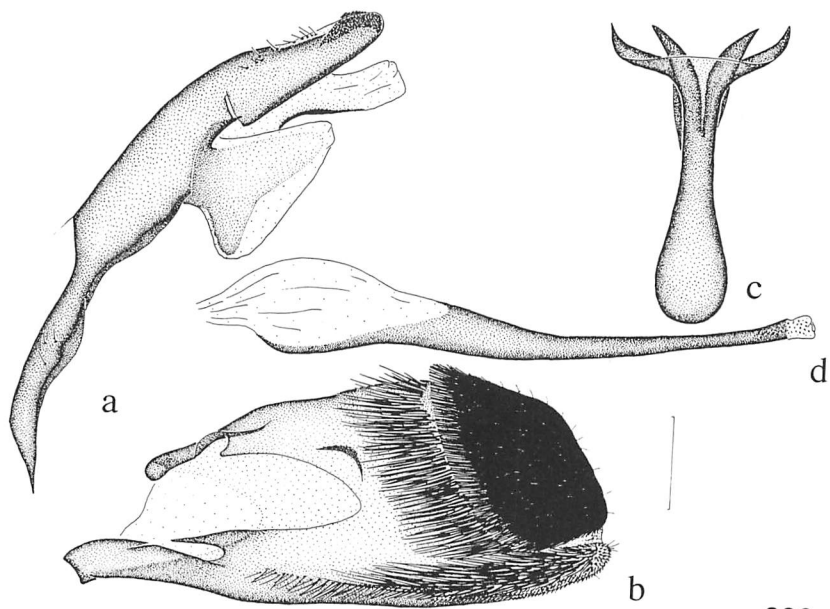


828

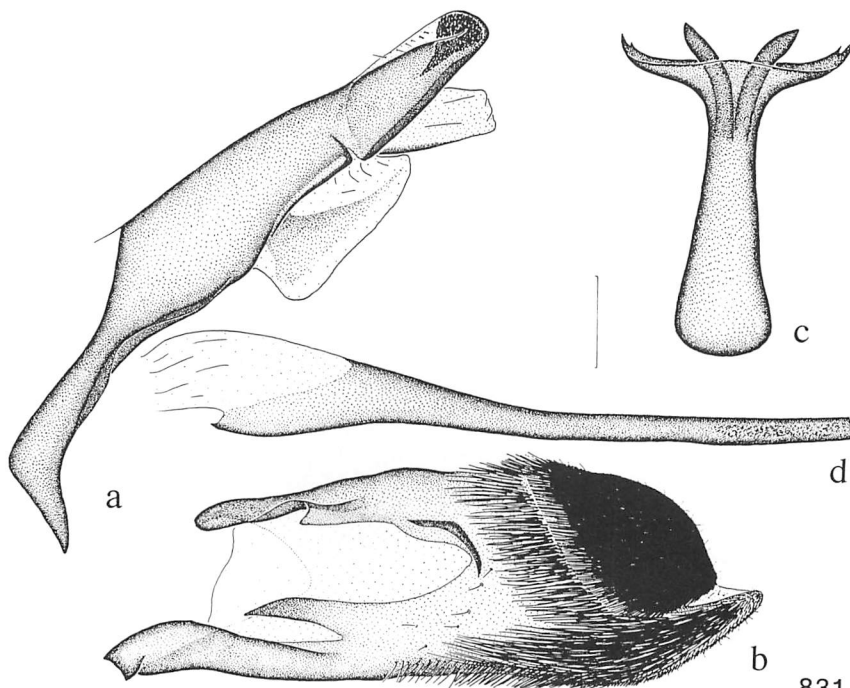


829

Figs 828-829. Male genitalia. 828. *Trichocerota gorapani* sp. n. (holotype, genitalic preparation No. GA-104). 829. *Melittia nepcha* Moore, 1879 (genitalic preparation No. GA-068). a. Tegumen-uncus complex. b. Valva. c. Saccus. d. Aedeagus. Scale bar: 0.5 mm.

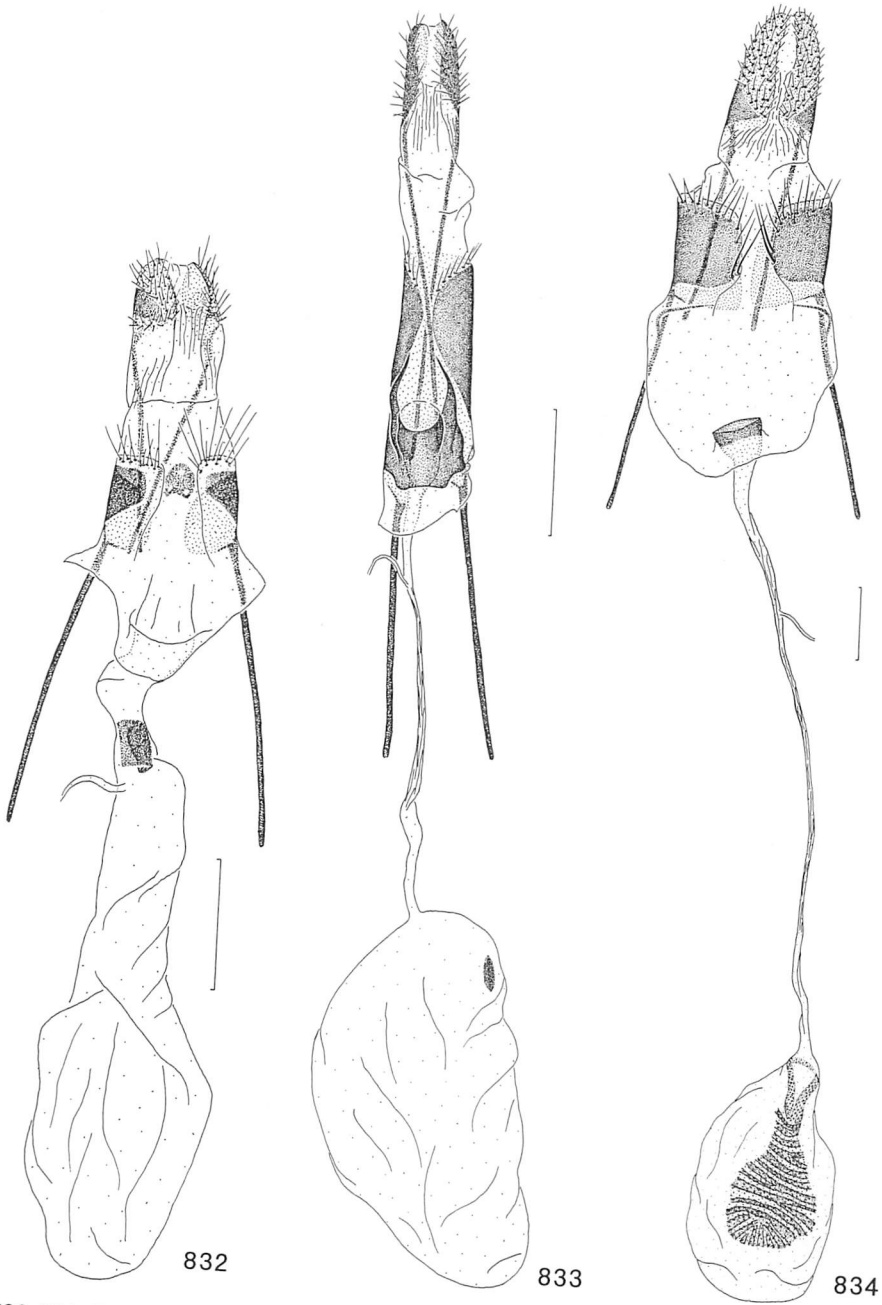


830

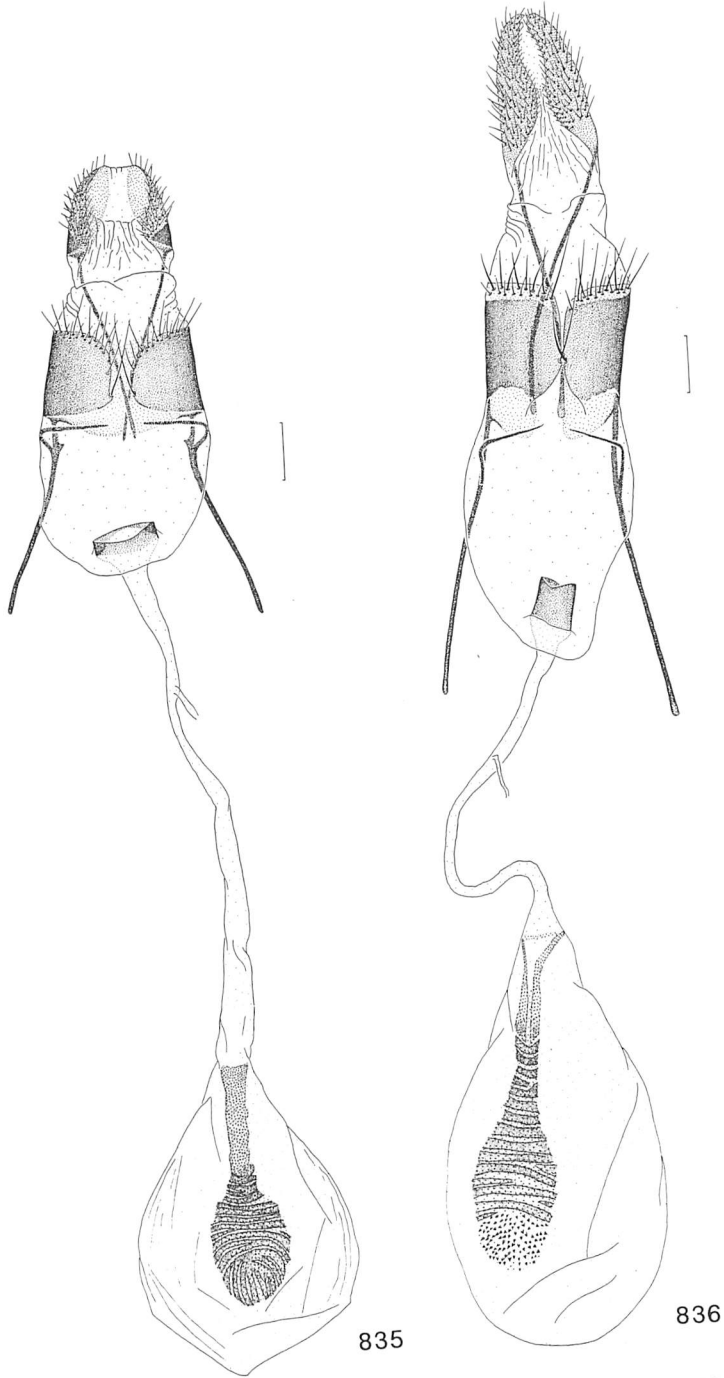


831

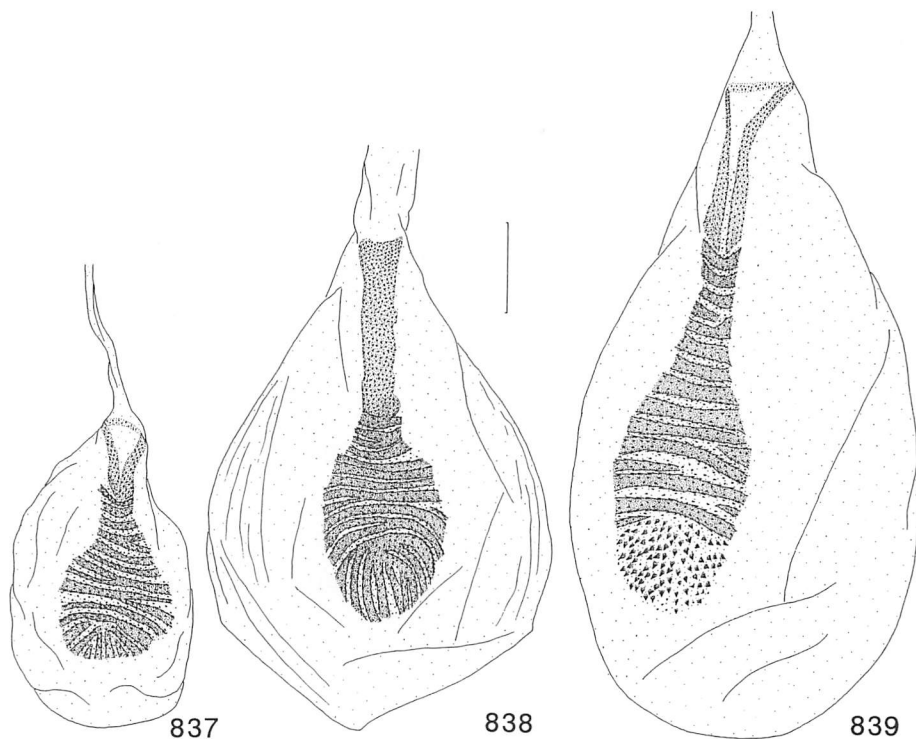
Figs 830-831. Male genitalia of *Melittia* spp. 830. *M. eurytion* (Westwood, 1848) (genitalic preparation No. GA-069). 831. *M. staudingeri* Boisduval, [1875] (genitalic preparation No. GA-066). a. Tegumen-uncus complex. b. Valva. c. Saccus. d. Aedeagus. Scale bar: 0.5 mm.



Figs 832-834. Female genitalia. 832. *Tinthia alectra* sp. n. (holotype, genitalic preparation No. GA-103). 833. *Synanthedon nepalense* sp. n. (holotype, genitalic preparation No. GA-105). 834. *Melittia nepcha* Moore, 1879 (genitalic preparation No. GA-076). Scale bar: 0.5 mm.



Figs 835-836. Female genitalia of *Melittia* spp. 835. *M. eurytion* (Westwood, 1848) (genitalic preparation Nos GA-108 and 1612 YA). 836. *M. staudingeri* Boisduval, [1875] (genitalic preparation No. GA-077). Scale bar: 0.5 mm.



Figs 837-839. Corpus bursae of *Melittia* spp. 837. *M. nepcha* Moore, 1879 (genitalic preparation No. GA-076). 838. *M. eurytion* (Westwood, 1848) (genitalic preparation Nos GA-108 and 1612 YA). 839. *M. staudingeri* Boisduval, [1875] (genitalic preparation No. GA-077). Scale bar: 0.5 mm.

#### SYNANTHEDONINI

##### *Synanthedon nepalense* sp. n. (Pl. 108: 24; Pl. 128: 3)

Description. Female (holotype). Alar expanse 20.5 mm; body length 9.5 mm; forewing 9.2 mm; antenna 6.2 mm. Head: antenna dorsally black with violet sheen, ventrally yellow with mat black apical quarter; frons grey-brown with bronzed sheen, with a narrow white strip laterally; labial palpus yellow with a few black scales externally; vertex black with greenish sheen; pericephalic hairs yellow dorsally and pale yellow laterally. Thorax: patagia black with bronzed-violet sheen; tegula black with greenish sheen, with a broad, yellow inner margin; mesothorax black with green-violet sheen, with admixture of individual yellow scales; metathorax yellow; thorax laterally yellow with a few dark brown scales. Legs: fore coxa yellow with a short and narrow grey-brown with bronzed sheen strip baso-internally; hind tibia internally yellow, externally black with violet sheen, with two large yellow spots both at base of mid spurs and apically; spurs yellow. Abdomen: dorsally black with green-violet sheen; tergites 2-6 each with a rather broad yellow strip distally; ventrally yellow to pale yellow; sternite 3 with a broad, laterally narrowed, black with violet sheen strip proximally; sternites 4-6 each with a few black with violet sheen scales latero-proximally; anal tuft dorsally distinctly bipaddled, black with blue-greenish sheen mixed with orange scales. Forewing: basally black with a large orange spot at anal margin; costal margin black with bronzed-violet sheen, with a narrow, longitudinal, yellow-orange strip; Cu-stem and

veins distal to discal spot black with bronzed-violet sheen; discal spot narrow, black with violet sheen, with a small, elongate, orange spot distally; apical area between veins orange; transparent areas well-developed, densely covered with hyaline with yellowish hue scales; external transparent area broad, divided into 5 cells, about 4 times as broad as discal spot and about 1.3 times broader than apical area at level of vein  $M_2$ ; cilia dark grey with bronzed sheen. Hindwing: transparent; veins black with violet sheen; discal spot small, cuneiform, reaching to base of vein  $M_2$ , black, mixed with yellow scales; outer margin narrow, about twice narrower than cilia, black mixed with orange-yellow scales; cilia dark grey with bronzed sheen.

Female genitalia (holotype, preparation No. GA-105) (Fig. 833). Papilla anales relatively narrow, well-sclerotized, covered with short setae; apophysis posterioris about 1.3 times longer than apophysis anterioris; 8th tergite extremely depressed laterally, broad, well-sclerotized, with a few setae at distal margin; ostium bursae well-sclerotized, goblet-shaped, merged with lamella antevaginalis which is large, well-sclerotized, with a long, pointed, horn-shaped projection latero-posteriorly; antrum narrow, membranous; ductus bursae relatively long, narrow, membranous; corpus bursae ovoid with a small signa.

Male. Unknown.

Variability. Unknown.

Diagnosis. This species seems to be closest to *S. pyrodisca* (Hampson, 1910), but can be separated from it by the coloration and shape of the apical area and coloration of the discal spot of the forewing (apical area extremely narrow and dark brown with a few orange scales costally, discal spot entirely red-orange in *pyrodisca*). From *S. rhodothictis* (Meyrick, 1918), this new species differs in the shape of the external transparent area of the forewing (cell between veins  $R_4$  and  $R_5$  extremely long, nearly reaching to apical edge of wing in the species compared). From *S. pentazona* (Meyrick, 1918), *nepalense* sp. n. can be distinguished by the coloration of the anal tuft (red-orange in *pentazona*), discal spot of the forewing (with a broad red-orange spot distally in the species compared) and the outer margin of the hindwing (orange in *pentazona*).

Bionomics. The host plant is not known. The holotype specimen was collected in mid-July.

Habitat. Unknown.

Holotype. ♀, Nepal, Bagmati, Kathmandu Valley, Sundarijal, 1,400–2,000 m, 16. vii. 1983 (genital preparation No. GA-105), Ent. Ins. Hokkaido Univ.

Etymology. This species is named after the country of Nepal.

Remarks. Although we place this new species in *Synanthedon* Hübner, [1819], we believe that the group of the Oriental species, mentioned in the “Diagnosis” and possibly including also Japanese *Synanthedon quercus* Matsumura, 1911, represents a distinct genus. We also consider that all species of the Oriental Region cited by Heppner & Duckworth (1981) as *Synanthedon* are in need of a substantial revision.

## References

- Gorbunov, O. G. & Y. Arita, 1995. A revision of Frederic Moore's clearwing moth types (Lepidoptera, Sesiidae), at Humboldt University, Berlin. *Tinea* 14: 204-224.
- Heppner, J. B. & W. D. Duckworth, 1981. Classification of the superfamily Sesiioidea (Lepidoptera: Ditrysia). *Smithson Contr. Zool.* 314: 1-144.




# **Color Plates**

(All figures are approximately natural size)




**Plate 97**

1. *Trizodes polioxysta* 2. *Comibaena apicipicta* 3. *Pingasa aigneri pallida* 4. *Actenochroma muscicoloraria* 5. *Comibaena delineata* 6. *Agathia lycaenaria lycaenaria* 7. *Chloromachia albisparsa* 8. *Chlorozancla falcatus* 9. *Chlorissa prasina* 10. *Hemistola efformata* 11. *Comostola ovifela* 12. *Jodis kojii* 13. *Berta chrysolineata chrysolineata* 14. *Scopula mustangensis* 15. *Sauris interruptata* 16. *Teinoloba perspicillata* 17. *Carsia postochrea* 18. *Stannodes depeculata lamarum* 19. *Triphosa pallescens* 20. *Rheumaptera melanoplaga*



**Plate 98**

1. *Rheumaptera dubiosata* 2. *Rh. desolata* 3. *Rh. tremodes* 4. *Rheumaptera cinerea* 5. *Rh. empodia* 6. *Rh. titubata* 7. *Rh. confusaria tarachodes* 8. *Rh. confusaria epiocosma* 9. *Rh. confusaria* subsp. (?) 10. *Rh. sp.* 11. *Photoscotia fulguritis* 12. *Ph. multilinea* 13. *Ph. pallidimaculata* 14. *Ph. albapex* 15. *Amnesicoma simplex*




**Plate 99**

1. *Amnesicoma bicolor* 2. *A. albiseriata* 3. *Eustroma chalcoptera* 4. *Dysstroma brunneoviridata*  
 5. *D. albiangulata* 6. *Xanthorhoe hamptoni* 7. *X. rhodozona* 8. *Lampropteryx albigirata* 9.  
*Parentephria stellata* 10. *P. debilis* 11. *Pareulype subviridis* 12. *Microlygris porphyriata* 13.  
*Neotephria ramalaria* 14. *Ecliptopera furva* 15. *Venusia conisaria* 16. *V. sikkimensis* 17. *V.*  
*classisigna* 18. *V. dilecta* 19. *Hydrelia fuscocastanea* 20. *H. controversa* 21. *H. subtestacea* 22.  
*H. scotozona* 23. *H. rhodoptera* 24. *H. rubrilinea* 25. *H. lineata* 26. *H. marginepunctata*




**Plate 100**

1. *Hydrelia rubricosta* 2. *Psilocambogia memorata* 3. *Xenoclystia nigroviridata* 4. *Rhinoplora palpata* 5. *Chloroclystis filicata* 6. *Ch. rubrinotata* 7. *Ch. trichophora* 8. *Calluga costalis* 9. *Horisme plurilineata* 10. *Tasta reflexa* 11. *Prometopidia conisaria* 12. *Oxymacaria penumbata nepalensis* 13. *O. maculosata* 14. *Eurytaphria undilineata* 15. *Plutodes costatus* 16. *Biston brevipennata* 17. *B. betularia nepalensis* 18. *Micrabraxas grandis* 19. *M. lenis* 20. *Odontopera veneris* 21. *Hypulia dirempta* 22. *Pareclipsis umbrata umbrata* 23. *Eilicrinia flava* 24. *Phoenix iris*




**Plate 101**

1. *Hypochrosis hyadaria hyadaria* 2. *H. abstractaria* 3. Ditto 4. *Hypochrosis amaurospila* 5. *Opisthograptis rumiformis* 6. *O. mimulina* 7. *Hetelorochea epicyrta* 8. *Loxaspilates unidiluta* 9. *L. atrisquamata* 10. *L. hastigera* 11. *Monocerotesa radiata* 12. *Xerodes ypsaria* 13. *Drepana rufofascia* 14. *Amphitorna olga* 15. *Callidrepana bracteata* 16. *Canucha specularis* 17. *Oreta griseotincta* *griseotincta*



**Plate 102**

1. *Alcis mustangensis* ♂ 2. Ditto ♀ 3. *Psilalcis dierli* ♂. 4. Ditto ♀. 5. *Prochasma dentilinea*  
 6. *Psilalcis dierli* ♀ 7. *Hypomecis fulvosparsa* 8. *H. pardaria* 9. *Myrioblephara microduplexa*  
 ♂ 10. *Aethalura leucozona* 11. *Parectropis ignota* 12. *Phthonandria atrilineata indica* 13.  
*Myrioblephara microduplexa* ♀ 14. *Darisa lampasaria* 15. *Hirasa approximaria* 16. *Gnophos*  
*calliceras* 17. *G. albidior* 18. *G. leucastraria* 19. *G. albistellaria*



**Plate 103**


1. *Darisa leledaria* ♂ 2. Ditto ♀ 3. *Uliura gratiosa* ♂ 4. Ditto ♂ (Thailand) 5. Ditto ♀ (Thailand) 6. *Rheumaptera acis* 7. *Photoscotia indecora* 8. *Ph. nitida* 9. *Ecliptopera postpallida* 10. *Entephria punctatissima* 11. *Xanthorhoe luminosa* 12. *Euphyia subangulata* 13. *Arichanna biquadrata* 14. *A. violacea* 15. *Odontopera kametaria*





**Plate 104**

1. *Caligula lindia* 2. *Ditto* 3. *Hyles galli nepalensis* 4. *Deilephila rivularia* 5. *Eupanacra valioliola* 6. *Theretra lycetus* 7. *Megacorna obliqua*




**Plate 105**

1. *Malacosoma tibetana* 2. *Baodera kashiana* 3. *Syrastrenopsis bilinea* 4. Ditto 5. *Euthrix fossa*  
 6. Ditto 7. *E. isocyma* 8. *Gunda ochracea* 9. *Paralebeda urda urda* 10. *Ilemia chloroptera* 11.  
 Ditto 12. Ditto 13. *I. cyrteschata* 14. *I. melanochlora* 15. *Dasychira sawanta* 16. *D. patura*  
 17. Ditto




**Plate 106**

1. *Varmina indica* 2. *Dasychira eximia* 3. *D. flavimacula* 4. Ditto 5. *Calliteara cerebosa* 6. Ditto 7. *Laelia umbrina* 8. Ditto 9. *Arctornis comma* 10. *Dura alba* 11. *Lymantria lepcha* 12. *L. serva serva* 13. Ditto 14. *Rhyptoses drepanioides* 15. *Alophogaster rubribasis* 16. *Neochera inops* 17. *Zeuzera multistrigata multistrigata* 18. *Chalcophaedra zuleika*




**Plate 107**

1. *Nikaea longipennis longipennis* 2. *Spilarctia leopardina* 3. Ditto 4. *Gonerda euphrosyne* 5. Ditto 6. *G. auxo* 7. Ditto 8. *G. aglaia* 9. *G. thaleia* 10. *G. kale* 11. Ditto 12. *Preparctia cupido* 13. *Spilarctia sagittifera* 14. Ditto 15. *S. obliqua* 16. Ditto 17. *S. strigatula* 18. *S. subcarnea* 19. *S. yukikoe*




**Plate 108**

1. *Cyana nigrilinea* 2. Ditto 3. Ditto 4. *C. girongna* 5. *C. candida* (Kashmir) 6. Ditto (Kashmir) 7. Ditto 8. Ditto 9. *C. signa* 10. Ditto 11. *C. coccina* 12. Ditto 13. *Eilema plagiata* 14. *Nishada flabrifera* 15. *Stigmatophora palmata* 16. *Mithuna quadriplaga* 17. *Diduga flavicostata* 18. *Tinthia alectra* 19. *Trichoceroa gorapani* 20. *Melittia eurytion* ♂ 21. Ditto ♀ 22. *M. nepcha* ♂ 23. Ditto ♀ 24. *Synanthedon nepalense* 25. *Melittia staudingeri* 26. Ditto ♂ 27. Ditto ♀




**Plate 109**

1. *Antitrisuloides catocalina* 2. *Stenoloba viridimicta* 3. *Adisura dulcis* 4. *Heliothis assulta* 5. *Agrotis fraterna* 6. *A. justa* 7. *Euxoa inexpectata* 8. *E. amorpha* 9-10. *E. ochrogaster rossica* 11. *E. hypochlora* 12. *Ochropleura stentzi* 13. *Perissandria sikkima* ♂ 14. Ditto ♀ 15. *P. subfusca* ♂ 16. Ditto ♀ 17-18. *Diarsia vulpina* 19. *D. claudia* 20. *Dichagyris himalayensis* 21. *Xestia cervina* 22. *X. pseudaccipiter* 23. *X. lobbichleri* 24. *X. agalma* 25. *X. junctura*



**Plate 110**


1-2. *Xestia retracta* 3-4. *X. hemitragidia* 5-6. *X. forsteri* 7-8. *X. basistriga* 9-10. *X. semiretracta* 11-12. *X. longijuxta* 13. *X. tenuis nepalensis* ♂ 14. Ditto ♀ 15. *X. bdelygma* 16. Ditto ♀ 17. *X. isochroma* ♂ 18. Ditto ♀ 19. *X. gandakiensis* ♂ 20. Ditto ♀ 21. *X. janakpura* ♂ 22. Ditto ♀ 23. *X. cyanosticta* ♂ 24. *X. friederikae* ♂ 25. *X. angara* ♂ 26. Ditto ♀ 27. *X. olivascens* ♂ 28. Ditto ♀ 29. *Erebophasma satanas* 30-32. *Estimata clavata*



**Plate 111**


1. *Anarta inexpecta* 2. *Lasionobia superba* 3. *Tricheurois tibetica* 4. *T. cuprina* 5. *Haderonia praecipua* 6. *Polia mortua* 7. *P. altaica monotona* 8. *Mamestra brassicae* 9. *Melanchra dierli* 10. *Discestra furcula* 11. *Lasionycta lurida* 12-13. *L. extrita glacialis* 14. *Haderonia subarschanica nepalensis* 15. *Sideridis egena* 16. *S. texturata* 17-18. *S. satanella* 19-20. *Cornutifera simplex* 21-22. Gen. & sp. 23-24. *Ebertidia haderonides* 25. *Perigrapha (Harutaeographa) yoshimotoi*






**Plate 112**

1. *Cucullia pullata* 2. *C. grisescens* 3-4. *C. melli* 5. *C. draudti* 6. *C. duplicata* 7. *C. resecta* 8. *C. fantastica* 9. *C. elongata* 10. *C. sp.* 11. *Sydiva nigrogrisea* 12-13. *Dasyptolia sp.* 14. *Nepaloridia minuta* 15. *Dasyptolia atrox* 16. *Himachalia lahoulicola*



**Plate 113**

1. *Valeriodes heterocampa* 2. *V. icamba* 3. *V. cyanelinea* 4. *V. aurantiaca* 5. *Trichoridia herchatra* 6. *T. canosparsa* 7. *T. dentata* 8. *T. langtangensis* 9. *T. endroma* 10. *T. hamptoni* 11. *T. sp. 1* 12. *T. sp. 2* 13. *T. albiluna* 14. *Blepharita adusta adjuncta* 15. *Blepharosis bryocharis* 16. *Bryoxena centralasiae transversa* 17. *Owadaglaea yoshimotoi* 18. *O. chloromixta* 19-20. *Bryoxena centralasiae transversa* 21. *Apamea extincta nepalensis* 22. *A. fasciata* 23. *Chandata tridentata* 24. *Trachea atrovirens* 25. *Auchmis subdetersa* 26. *A. paucinotata* 27. *Clethrorasa pilcheri*




**Plate 114**

1. *Oroxylea separata* ♂ 2. Ditto ♀ 3. *O. simulata* 4. *Namangana cashmirensis* 5. *Transeuplexia violascens* 6. *Borbotana nivifascia tumifactor* 7. *Condica serva* 8. *Bagada malayica* ♂ 9. Ditto ♀ 10. *B. magna* 11. *Corgatha olivata* 12. *Blenina fumosa* 13. *B. sp.* 14. *Beana terminigera* ♂ 15. Ditto ♀ 16-18. *B. nitida* 19. *Barasa acronyctoides* 20. *Hylophilodes tsukusensis* ♂ 21. Ditto ♀ 22. *Carea nitida* 23. *Plusiopalpa adrasta* 24. *Autographa crypta* 25. *A. purpureofusa* 26. *A. argyrosigna* 27. *Cornutiplusia circumflexa*




**Plate 115**

1. *Ophisma gravata* 2. *Anisoneura salebrosa* 3. *Khadina aurantia* 4. *Othreis hypermnestra* ♂ 5.  
Ditto ♀




**Plate 116**

1. *Cyclodes omma* 2. *Avitta quadrilinea* 3. *Bamra lepida* 4. *Taviodes fulvescens* 5. *Mecodina tigris* 6. *Talapa caliginosa* 7. *Semiothisops macariata* ♂ 8. *Ditto* ♀ 9. *Pangrapta pannosa* 10. *Haritalopha biparticolor* 11. *Hyposemansis albipuncta* 12. *Arytrurides inornata* 13. *Thyrostipa sphaeriophora* 14. *Lophomilia albicosta* 15. *Tamba rufipennis* 16. *Egnasia tripuncta* 17. *Egnasia ephyrodalis* 18. *Falana sordida* 19. *Oglasa hypenoides* 20. *Caduca albopunctata* 21. *Habrosyne conscripta nepalensis* 22. *Psidopala tenuis falkneri*



**Plate 117**

1. *Hermonassa cuprina* 2. *H. phenax* 3. *H. anthracina* 4. *H. oleographa* 5. *H. incisa* 6. *H. tamsi*  
 7. *H. callista* 8. Ditto 9. *H. stigmatica* 10. Ditto 11. *H. thomasi* 12. *H. funebris* 13. Ditto 14.  
 Ditto 15. *H. chalybeata* 16. Ditto 17. *H. shizukoae* 18. Ditto 19. *H. consignata* 20. Ditto 21.  
*H. corax* 22. Ditto 23. *H. punicea* 24. Ditto 25. *H. griseirufa* 26. Ditto 27. *H. rufa* 28. Ditto  
 29. *H. cyanerythra* 30. Ditto 31. *H. chryserythra* 32. *H. spilota* 33. *H. oxypila* 34. *H.*  
*psilodora* 35. *H. chersotidia* 36. *H. sherpae* 37. *H. deaurata* 38. Ditto 39. *H. aureofusa* 40. *H.*  
*longisaccus* 41. Ditto 42. *H. sigmuncus* 43. *H. chagyabensis* 44. Ditto



**Plate 118**


1. *Gangarides roseus* ♂ (Thailand) 2. *Ditto* ♀ 3. *Baradesa omissa* ♂ (Malaysia) 4. *Ditto* ♀ 5. *Neocerura thomasi* 6. *Somera virens* 7. *Quadricalcarifera viridipicta* ♂ 8. *Pheosiopsis basistriga* 9. *Neodrymonia basalis* 10. *Quadricalcarifera viridipicta* ♀ 11. *Rosiora aroides* 12. *Cleapa latifascia* 13. *Maguila viridinota* 14. *Ratarda excellens* ♂ 15. *Squamura* sp. ♂ 16. *Ditto* ♀.



**Plate 119**

1. *Abraxas (Abraxas) alpestris* 2. Ditto 3. *A. (A.) picaria* 4. Ditto 5. Ditto 6. Ditto 7. *A. (A.) superpicaria* ♂ 8. Ditto ♀ 9. Ditto ♀ 10. *A. (A.) irrorata* ♀ 11. Ditto ♀ 12. Ditto ♂ 13. Ditto ♂ 14. *A. (A.) nepalensis* 15. *A. (A.) faceta* 16. Ditto 17. Ditto 18. Ditto 19. *A. (A.) harutai* 20. Ditto 21. *A. (A.) gunsana* ♂ 22. Ditto ♀ 23. *A. (A.) pseudogunsana* 24. *A. (A.) quadrimorpha*






**Plate 120**

1. *Abraxas (Abraxas) molybdea* ♂ 2. Ditto ♀ 3. *A. (A.) nigrivena* 4. *A. (A.) trigonomorpha* ♂ 5. Ditto ♀ 6. *A. (A.) metamorpha* 7. *Abraxas (Calospilos) pusilla* ♂ 8. Ditto ♀ 9. *A. (C.) antipusilla* ♀ 10. Ditto ♂ 11. *A. (C.) sublepida* ♂ 12. Ditto ♀ 13. *A. (C.) tenuisuffusa* ♂ 14. Ditto ♀ 15. *A. (C.) peregrina* ♂ 16. Ditto ♀ 17. *A. (C.) illuminata* ♂ 18. Ditto ♀



**Plate 121**

1. *Abraxas (Calospilos) nepalilluminata* ♂ 2. Ditto ♂ 3. Ditto ♀ 4. *A. (C.) paucinotata* 5. *A. (C.) martaria* ♂ 6. Ditto ♀ 7. *A. (C.) neomartaria* ♂ 8. Ditto ♀ 9. *A. (C.) leopardina* ♂ 10. Ditto ♀ 11. *A. (C.) aesiopsis* ♂ 12. Ditto ♀ 13. *A. (C.) circinata* ♂ 14. Ditto ♀ 15. *Ourapteryx pseudebuleata* ♂ 16. Ditto ♀ 17. *O. kantalaria* ♂ 18. Ditto ♀




**Plate 122**

1. *Ourapteryx leucopteron* 2. *O. nakajimai* ♂ 3. Ditto ♀ 4. *O. pseudebuleata* 5. *O. pallidula* ♂  
 6. Ditto ♀ 7. *O. postflavata* 8. *O. consociata* ♂ 9. Ditto ♀ 10. *O. ebuleata deliquescens* 11. *O.*  
*pallistrigaria* 12. *O. contronivea* 13. *O. caschmirensis* 14. *O. nepalensis* ♂ 15. Ditto ♀




**Plate 123**

1. *Ourapteryx ravida* 2. *O. yerburii yerburii* 3. *O. abbreviata* ♀ 4. Ditto ♂ 5. Ditto ♀ 6. *O. sciticaudaria* 7. *O. margaritata* ♂ 8. Ditto ♀ 9. *O. dierli* 10. *O. pallistrigaria* ♂ 11. Ditto ♀




**Plate 124**

1. *Hyalobathra coenostotalis* 2. *Crocidophora flavofasciata* 3. *C. fasciata* 4. *Crypsiptya coclesalis* 5. *Paliga rubicundalis* 6. *Ulopeza idyalis* 7. *Parbattia vialis* 8. *Epiparbattia gloriosalis whalleyi* 9. *Pycnarmon jaguaralis* 10. *Aripana cribrata* 11. *Charitoprepes lubricosa* 12. *Analthes semitritalis* 13. *Rodaba angulipennis* 14. *Conogethes punctiferalis* 15. *Goniorynchus signatalis* 16. *Tyspanodes cardinalis* 17. *T. nigrolinealis* 18. *Nevrina procopia* 19. *Botyodes caldusalis* 20. *B. asialis* 21. *B. principalis* 22. *B. crocopteralis* ♂ 23. *Ditto* ♀ 24. *B. diniasisalis* 25. *Ceratarcha umbrosa* 26. *Meroctena tullalis* ♂ 27. *Dichocrocis definita* 28. *Anania verbascalis* 29. *Pyrausta panopealis* 30. *Udea ferrugalis* 31. *Cotachena pubescens* 32. *Pagyda salvalis* 33. *Diathraustodes fulvofusus*




**Plate 125**

1. *Camptomastyx hisbonalis* 2. *Spoladea recurvalis* 3. *Agrotera scissalis* 4. *Rhectothyris gratiosalis* 5. *Syngamia falsidicalis* 6. *Aethaloessa calidalis calidalis* 7. *Glyphodes onychinalis* 8. *Nacoleia commixta* 9. *Metoeca foedalis* 10. *Cnaphalocrocis medinalis* 11. *Omiodes indicatus* 12. *O. noctescens* 13. *Endocrossis flavibasalis* 14. *Filodes sexpunctalis* 15. *Peribona venosa* 16. *Pleuroptya balteata* 17. *P. verecunda* 18. *P. ruralis* 19. *P. nigriflava* 20. *P. characteristica* 21. *P. quadrimaculalis* 22. *P. deficiens* 23. *P. lunalis* 24. *Patania concatenalis* 25. *Haritalodes derogatus* 26. *Syllepte gastralis* 27. *Agathodes ostentalis* 28. *Palpita warrenalis* 29. *P. asiaticalis* 30. *P. fraterna* 31. *P. perunionalis*



**Plate 126**


1. *Diaphania indica* 2. *Glyphodes bivitalis* 3. *G. stolalis* 4. *G. caesalis* 5. *G. canthusalis* 6. *G. lacustralis* 7. *G. crithealis* 8. *Dysallacta negatalis* 9. *Arthroschista hilaralis* 10. *Hyaloplaga pulchralis* 11. *Leucinodes orbonalis* 12. *Synclera subtessellalis* 13. *Talanga sexpunctalis* 14. *Pygospila tyres* 15. *Polythlipta cerealis* 16. *Terastia egialealis* 17. *Neadeloides glaucopterus* 18. *Sameodes cancellalis* 19. *Rhimphalea trogusalis* 20. *Protonoceras capitale* 21. *Prooedema inscisalis* 22. *Maruca vitrata* 23. *Pachynoa sabelialis* 24. *Nomophila noctuella*



**Plate 127**

1. *Herpetogramma licarsisale* 2. *H. luctuosale luctuosale* 3. *Paranacoleia lophophoralis* 4. *Diasemia accalis* 5. *Herculia igniflualis* 6. *Euryzonella latisfascia* 7. *Loryma recusata* 8. *Gauna endotrichalis* 9. *Prosaris pernigralis* 10. *Orybina flaviplaga flaviplaga* 11. *O. kobesi* 12. *Toccolosida rubriceps* 13. *Sacada discinota* ♂ 14. Ditto ♀ 15. *S. sikkima* 16. *S. pyraliformis* 17. *S. pallescens* 18. *Tamraca torridalis* 19. *Arctioleptis rubida* 20. *Vitessa suradeva suradeva* 21. *Endotricha olivacealis* 22. *E. similata* 23. *E. costaemaculalis fuscifusalis* 24. *E. fuscobasalis* 25. *E. melanobasis*





**Plate 128**

1. *Tinthia alectra* sp. n., holotype ♀ (expanse 15.5 mm) 2. *Trichocerota gorapani* sp. n., holotype ♂ (expanse 15.8 mm) 3. *Synanthedon nepalense* sp. n., holotype ♀ (expanse 20.5 mm) 4. *Calocalpe tremodes* Prout, holotype ♂ 5. *Calocalpe anestia* Prout, holotype ♂ 6. *Calocalpe titubata* Prout, holotype ♂ 7. *Calocalpe valentula* Prout, holotype ♂ 8. *Triphosa luteimedia* Prout, holotype ♂ 9. *Scotosia multilinearia* Leech, holotype ♂ 10. *Larentia neurbouaria* Oberthür, lectotype ♂ 11. *Prometopidia conisaria* Hampson, lectotype ♂ 12. *Gangarides vittipalpis* (Walker). *Lonomia vittipalpis* Walker, lectotype ♀ 13. *Myrioblephara enormis* Warren, holotype ♂, BMNH 14. *Boarmia nigrilinearia* Leech, holotype ♂, BMNH 15. *Boarmia duplexa eoduplexa* Wehrli, lectotype ♂, ZFMK