



PORTMIAMI.
2017-18
PORT REPORT



PRELOAD
CUBE
65.570 KG
143.650 LB
76.4 CUM
2.700 CUFT

MAX. GROSS
CU. CAP.
63.210 LB
76.4 CUM
2.700 CUFT

TLLU 444922
4561

CMA CGM

ECMU 984125
4561

CMA CGM

MAX. GROSS 32.500 KGS
71.650 LBS
TARE 3.700 KGS
8.160 LBS
NET 28.800 KGS
63.490 LBS
CU. CAP. 76.4 CUM
2.700 CUFT

MAX. GROSS 30.880 KG
67.200 LB
TARE 3.890 KG
8.575 LB

NET 26.990 KG
58.625 LB
CU. CAP. 76.4 CUM
2.690 CUFT

CMAU 463524
4561

CMA CGM

CMAU 433681
4561

TRITON
INTERNATIONAL

MAX. GROSS 32.500 KG
71.650 LB
TARE 3.860 KG
8.510 LB

MAX. GROSS 32.500 KG
71.650 LB
TARE 3.860 KG
8.510 LB

NET 28.640 KG
63.140 LB
CU. CAP. 76.4 CUM
2.700 CUFT

NET 28.640 KG
63.140 LB
CU. CAP. 76.4 CUM
2.700 CUFT

BMOU 606779
4561

CMA CGM

CMAU 454358
4561

FLORENS

TCNU 459081 45G1

MAX GROSS TARE WT. PAYLOAD CU. CAP.

32,500 KGS
77,650 LBS
3,900 KGS
8,600 LBS
28,600 KGS
63,050 LBS
76.3 CUM.
2,695 CU.FT.

CAUTION 9'6" HIGH

BEACON

BMOU 401359 45G1

MAX. GROSS TARE NET CU. CAP.

30,480 KGS
67,200 LBS
3,860 KGS
8,510 LBS
26,620 KGS
58,690 LBS
76.4 CUM.
2,698 CU.FT.

APL

MAX. GROSS TARE NET CU. CAP.

TCNU 298736 45G1

MAX. GROSS TARE NET CU. CAP.

32,500 KGS
71,450 LBS
3,700 KGS
8,160 LBS
28,800 KGS
63,490 LBS
76.4 CUM.
2,700 CU.FT.

FLORENS www.florens.com

CAUTION 9'6" HIGH

FCIU 855845 45G1

MAX. GROSS TARE MAX. CARGO CU. CAP.

32,500 KG
71,450 LB
3,900 KG
8,600 LB
28,600 KG
63,050 LB
76.4 CUM.
2,700 CU.FT.

CMA CGM

CAUTION 9'6" HIGH

M. G. W. TARE NET CU. CAP.

FCIU 932707 45G1

MAX. GROSS

32,500 KGS
71,450 LBS

CMA CGM

BEAU 405088 45G1

MAX. GROSS

32,500 KGS
71,450 LBS

BEACON

BMOU

MAX. GROSS





INDEX

Introduction.....	05
Snapshot.....	07
Key Advantages.....	08
Regional Summary.....	09
Industry Assets.....	11
FTZ 281	13
Cruise Partnerships	15
Cargo Partnerships	24
Country Trade	23
Commodity Trade	31

INTRODUCTION

The local and regional economic impacts of marine cargo and cruise related business activities at PortMiami are large, diverse, and poised to grow.

PortMiami positively impacts more than 21,800 direct jobs in Miami-Dade County and the surrounding areas. User related and indirect job totals springboard PortMiami's total employment impact to more than 320,000 jobs.

Personal incomes are also impacted by PortMiami business activities. Direct wages from cargo and cruise activities total more than \$893 million dollars, and as a result of this economic infusion, more than \$1.62 billion additional dollars of total income and local consumption expenditures are created by port businesses.



The total value of the economic impact created by cargo containers moving via PortMiami is estimated at \$34 billion dollars to the State of Florida. This economic impact includes increased value added during the production of export cargo, as well as transportation, warehousing, and retail distribution activities for import cargo. This import and export cargo activity generates state income equaling \$9.8 billion dollars, and state and local taxes equaling \$1.2 billion dollars annually.

As a preferred Global Gateway to Latin America, Europe, the Middle East, India, and Asia; and as the passenger industry's undisputed Cruise Capital of the World, PortMiami propels more than \$41 billion dollars in economic activity throughout Miami-Dade County and the State of Florida.





CARGO

Total Cargo Ships Docked	1,002
Total TEU.....	1,024,335
Total Tonnage.....	9,162,340
Value	\$24,290,716,536



CRUISE

Total Cruise Ships Docked.....	1,185
Total Cruise Passengers.....	5,340,559
Total Cruise Lines (FY 2018)	22
Total Cruise Ships (FY 2018)	55

FY2017 data provided by PortMiami and IHS Markit PIERS. Values may not sum to totals due to rounding. All data is expressed in TEU, US dollars, or US short tons unless otherwise stated.

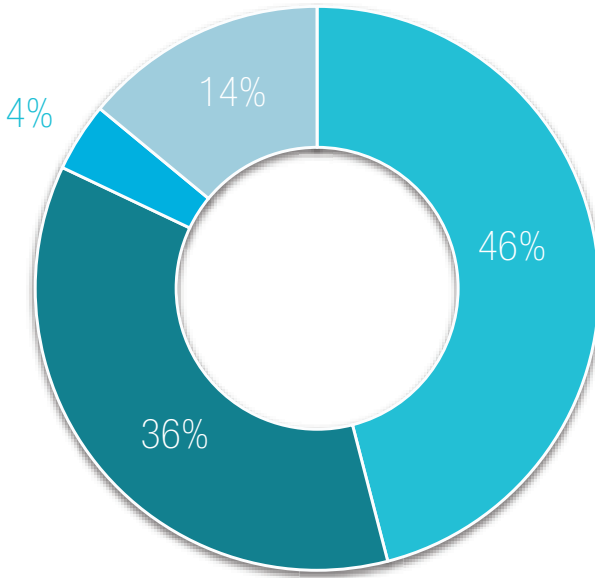


KEY ADVANTAGES

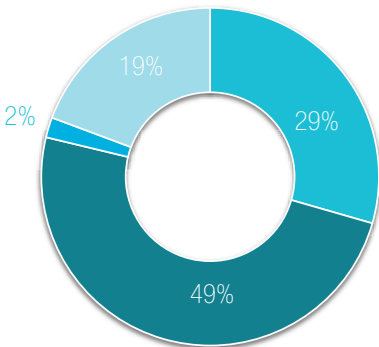
- ▶ A trade nexus at the crossroads of north-south and east-west trade lanes
- ▶ Closest US East Coast deepwater container port to the Panama Canal
- ▶ Access to Florida's huge consumer market – Florida is the 3rd most populous state with 20 million residents and more than 105 million visitors annually
- ▶ Global air connections via Miami International Airport, MIA is ranked first in International Freight and third in International Passengers among all US airports
- ▶ All major global ocean carrier alliances call at PortMiami
- ▶ Solid partnerships guarantee that every port user can efficiently conduct business at PortMiami

REGIONAL SUMMARY

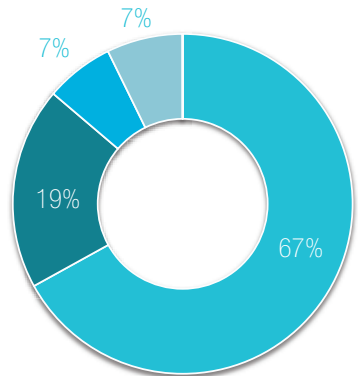
TEU TOTAL



TEU IMPORT



TEU EXPORT



INDUSTRY ASSETS




-50/-52 DEEPWATER CHANNEL

Only port south of Virginia at -50/-52 feet capable of handling fully laden 14,000 TEU vessels with a fast access channel only 2.5 nautical miles to the Atlantic Ocean.




TRACTOR TUG SERVICE

Expanded towing and harbor ship services that provide a Z – drive thrust unit with an 80 ton bollard pull and 6,700 rated horse power capacity for the berthing and departure of containerized cargo vessels.



NOAA PORTS® INSTALLED

NOAA's Center for Operational Oceanographic Products and Services successfully partnered with PortMiami to install a new PORTS® system. As one of 31 systems operating across the nation's waterways, these real-time oceanographic and weather observations assist pilots and other mariners to safely navigate to and from PortMiami's docks.



GANTRY CRANES

13 ship-to-shore cranes including six super Post-Panamax, the largest in the Southeastern U.S. The cranes have an outreach of 22 containers wide, stack up to nine containers high above deck, and 11 containers below deck with no height restrictions.



ON-DOCK INTERMODAL RAIL

The freight rail connects the port with the national rail system. The service expedites the movement of goods throughout Florida and the continental U.S. reaching 70% of America's market within four days.



DIRECT-ACCESS TUNNEL

The creation of a new vehicular access point directly linking PortMiami to the nation's interstate highway system has been a boon for downtown development. Close to 80% of port-generated traffic has been relocated away from downtown streets to the PortMiami Tunnel. This successful Public-Private Partnership continues to receive recognition and award for its innovative design, creative financing, and breakthrough engineering.

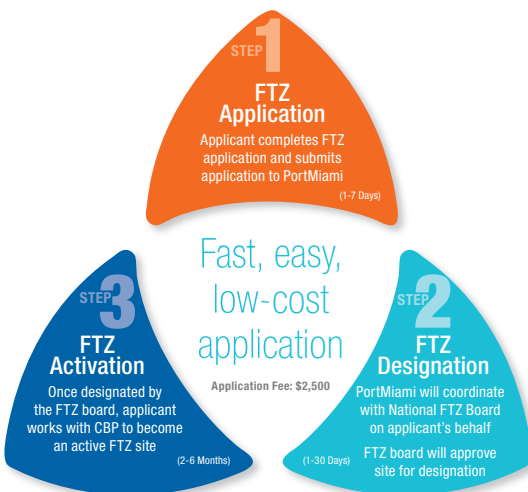
FOREIGN TRADE ZONE 281

PortMiami Foreign Trade Zone 281 encompasses a large Service Area in Miami-Dade County, stretching north from SW 8th Street to County Line Road, and east from the Urban Boundary Line to Miami Beach.

The Foreign Trade Zone Program encourages value-added activities at US warehouse facilities in competition with foreign alternatives.

Cargo merchandise may be brought into FTZ 281 for storage, inspection, testing, repair, distribution, relabeling, repackaging, display, and disposal. With approval, companies are also able to manufacture, assemble, and process goods within the Foreign Trade Zone.

User benefits include more flexibility, reduced costs, and focused government oversight resulting in greater profits. In the global marketplace, Foreign Trade Programs provide a competitive advantage and opportunities for companies to keep and grow their manufacturing or distribution operations in the United States.



“

Ultimately, FTZ 281 is the most strategic location to set up your import and export business in South Florida.

”



PORT MIAMI

MOL MAJESTY

MIAMI

CRUISE PARTNERSHIPS









ROYAL CARIBBEAN

The 170,000 square-foot terminal is a \$247 million dollar public private partnership nicknamed the 'Crown of Miami' because of its shape. The design evokes the points of a crown when viewed from the water and the "M" of Miami when viewed from the east or west.



NORWEGIAN CRUISE LINE

Terminal B will accommodate NCL's newest 5,000 passenger vessels homeporting at PortMiami. The 166,000 square-foot terminal is nicknamed "Pearl of Miami" owing to its all-glass design and a smooth finish like a pearl's surface.





MSC CRUISES

The expansion of Terminal F features a brand new two-story building, 60 circular ticket counter positions, an improved VIP guest waiting area, and a dedicated special group lounge. Smoother embarkation and disembarkation processes await vacationing passengers at PortMiami's newest cruise facility.

CARGO PARTNERSHIPS



SEABOARD
MARINE

SFCT
South Florida
Container Terminal

POMTOC

CMA CGM

MAERSK
LINE

CHINA
SHIPPING

SeaLand



EVERGREEN LINE

Hapag-Lloyd



MOL

HMM

m
SC

HAMBURG SÜD

NYK LINE
NIPPON YUSEN KAISHA

OOCL
We take it personally

APL

UASC
الخطوط العربية للتجارة البحرية

ZIM



COUNTRY TEU

	COUNTRIES	TOTAL TEU
1	CHINA	184,175
2	HONDURAS	59,268
3	DOMINICAN REPUBLIC	39,930
4	GUATEMALA	34,271
5	COSTA RICA	31,573
6	EL SALVADOR	21,667
7	COLOMBIA	21,165
8	PANAMA	20,928
9	JAMAICA	19,637
10	NICARAGUA	17,966
11	ITALY	17,638
12	NETHERLANDS	16,676
13	KOREA	14,696
14	VIETNAM	14,597
15	SPAIN	13,623
16	GERMANY	12,827
17	HAITI	12,786
18	INDIA	11,851
19	FRANCE	10,704
20	MEXICO	9,713
21	TAIWAN	9,404
22	TRINIDAD AND TOBAGO	8,884
23	ECUADOR	8,062
24	THAILAND	7,916
25	INDONESIA	7,595
26	BELGIUM	6,893
27	PAKISTAN	6,378
28	TURKEY	5,736
29	JAPAN	4,820
30	HONG KONG	4,788

	IMPORT COUNTRIES	IMPORT TEU
1	CHINA	140,995
2	HONDURAS	23,205
3	GUATEMALA	19,519
4	DOMINICAN REPUBLIC	16,992
5	ITALY	14,579
6	VIETNAM	13,654
7	NETHERLANDS	11,545
8	SPAIN	11,316
9	GERMANY	9,912
10	NICARAGUA	9,716
11	FRANCE	9,598
12	COSTA RICA	9,367
13	KOREA	9,338
14	EL SALVADOR	9,239
15	MEXICO	8,628
16	THAILAND	7,471
17	COLOMBIA	6,659
18	TAIWAN	6,619
19	INDONESIA	5,856
20	BELGIUM	5,757
21	TURKEY	5,331
22	INDIA	5,299
23	ECUADOR	3,506
24	UNITED KINGDOM	3,395
25	MALAYSIA	3,394
26	HONG KONG	3,349
27	JAPAN	3,272
28	PERU	2,787
29	HAITI	2,632
30	SINGAPORE	2,514

COUNTRY TRADE

	EXPORT COUNTRIES	EXPORT TEU
1	CHINA	43,180
2	HONDURAS	36,064
3	DOMINICAN REPUBLIC	22,938
4	COSTA RICA	22,206
5	PANAMA	19,960
6	JAMAICA	17,210
7	GUATEMALA	14,752
8	COLOMBIA	14,506
9	EL SALVADOR	12,428
10	HAITI	10,154
11	TRINIDAD AND TOBAGO	8,542
12	NICARAGUA	8,250
13	INDIA	6,552
14	PAKISTAN	5,924
15	KOREA	5,358
16	NETHERLANDS	5,131
17	ECUADOR	4,556
18	BARBADOS	3,874
19	LEEWARD AND WINDWARD	3,128
20	ITALY	3,059
21	GERMANY	2,915
22	TAIWAN	2,785
23	UNITED ARAB EMIRATES	2,507
24	NETHERLANDS ANTILLES	2,476
25	SPAIN	2,307
26	CHILE	2,291
27	SURINAM	2,218
28	INDONESIA	1,740
29	GUYANA	1,648
30	SAUDI ARABIA	1,617



PORTA

MAXIMUM SPREADER HEIGHT 100 FT
SPREADER WEIGHT 100 T
MAXIMUM BEAM WEIGHT 100 T

AMF
AP70 175619 H
4561

MALINSKARSKI

COUNTRY TRADE

	COUNTRIES	TOTAL VALUE
1	CHINA	\$4,806,391,175
2	HONDURAS	\$2,641,833,027
3	DOMINICAN REPUBLIC	\$1,869,817,158
4	GUATEMALA	\$1,138,765,718
5	EL SALVADOR	\$1,083,334,611
6	COSTA RICA	\$1,028,439,476
7	NICARAGUA	\$921,003,806
8	PANAMA	\$807,999,132
9	JAMAICA	\$651,006,368
10	ITALY	\$612,058,995
11	COLOMBIA	\$608,367,997
12	INDIA	\$605,902,668
13	HAITI	\$448,225,068
14	PAKISTAN	\$414,867,411
15	KOREA	\$408,249,027
16	VIETNAM	\$401,047,785
17	GERMANY	\$393,208,470
18	NETHERLANDS	\$361,428,516
19	TAIWAN	\$347,061,635
20	SPAIN	\$321,851,847
21	TRINIDAD AND TOBAGO	\$306,731,921
22	ECUADOR	\$290,971,927
23	FRANCE	\$254,390,892
24	THAILAND	\$220,585,676
25	MEXICO	\$214,615,228
26	INDONESIA	\$213,459,730
27	MALAYSIA	\$196,990,468
28	BELIZE	\$194,209,803
29	HONG KONG	\$180,617,808
30	BELGIUM	\$170,057,625

	IMPORT COUNTRIES	IMPORT VALUE
1	CHINA	\$4,342,872,399
2	HONDURAS	\$1,415,010,476
3	DOMINICAN REPUBLIC	\$892,286,607
4	GUATEMALA	\$667,253,613
5	NICARAGUA	\$624,657,693
6	ITALY	\$516,209,762
7	EL SALVADOR	\$462,795,888
8	VIETNAM	\$383,439,153
9	GERMANY	\$335,480,805
10	KOREA	\$304,883,573
11	COSTA RICA	\$274,127,202
12	SPAIN	\$272,920,725
13	INDIA	\$240,304,001
14	FRANCE	\$230,645,041
15	TAIWAN	\$227,568,185
16	NETHERLANDS	\$220,222,795
17	THAILAND	\$211,765,929
18	INDONESIA	\$197,090,886
19	MEXICO	\$196,139,459
20	HAITI	\$193,821,786
21	MALAYSIA	\$183,720,601
22	COLOMBIA	\$170,791,887
23	BELIZE	\$168,264,271
24	BELGIUM	\$148,046,509
25	HONG KONG	\$140,554,228
26	SINGAPORE	\$109,243,871
27	JAMAICA	\$108,592,616
28	ECUADOR	\$108,401,480
29	UNITED KINGDOM	\$97,907,141
30	JAPAN	\$92,269,427

COUNTRY TRADE

	EXPORT COUNTRIES	EXPORT VALUE
1	HONDURAS	\$1,226,822,551
2	DOMINICAN REPUBLIC	\$977,530,551
3	PANAMA	\$776,456,861
4	COSTA RICA	\$754,312,274
5	EL SALVADOR	\$620,538,723
6	JAMAICA	\$542,413,752
7	GUATEMALA	\$471,512,105
8	CHINA	\$463,518,776
9	COLOMBIA	\$437,576,110
10	PAKISTAN	\$399,355,395
11	INDIA	\$365,598,667
12	NICARAGUA	\$296,346,113
13	TRINIDAD AND TOBAGO	\$289,230,654
14	HAITI	\$254,403,282
15	ECUADOR	\$182,570,447
16	NETHERLANDS	\$141,205,721
17	TAIWAN	\$119,493,450
18	BARBADOS	\$111,812,042
19	KOREA	\$103,365,454
20	ITALY	\$95,849,233
21	LEEWARD AND WINDWARD	\$92,931,874
22	UNITED ARAB EMIRATES	\$90,354,395
23	SURINAM	\$84,211,885
24	CHILE	\$82,295,705
25	GUYANA	\$67,836,103
26	NETHERLANDS ANTILLES	\$60,015,787
27	GERMANY	\$57,727,665
28	PERU	\$56,512,146
29	SPAIN	\$48,931,122
30	VENEZUELA	\$40,991,029



PORTMAN

COMMODITY TRADE

	COUNTRIES	TOTAL VALUE
1	MACHINERY · MACHINERY PARTS	\$3,042,143,749
2	HOUSEHOLD GOODS · PERSONAL EFFECTS	\$2,510,629,894
3	APPAREL, NON-KNIT	\$2,029,234,135
4	ELECTRICAL MACHINERY · EQUIPMENT AND PARTS	\$1,832,415,782
5	VEHICLES · VEHICLE PARTS	\$1,246,808,167
6	PLASTICS, ARTICLES THEREOF	\$1,015,930,557
7	FURNITURE · SEATS · LAMPS	\$976,771,653
8	MEDICAL · SURGICAL · OPTICAL · PHOTOGRAPHY INSTRUMENTS	\$776,478,234
9	COTTON · YARN · WOVEN FABRIC	\$734,726,219
10	BASE METALS · CERMETS	\$715,632,761
11	APPAREL, KNIT OR CROCHET	\$600,437,811
12	ALUMINUM, ARTICLES THEREOF	\$514,089,321
13	FOOD PREPARATIONS · SAUCES · SOUPS	\$485,112,282
14	FISH · CRUSTACEANS · AQUATIC INVERTEBRATES	\$461,403,314
15	AIRCRAFT · SPACECRAFT AND PARTS	\$445,864,834
16	IRON AND STEEL, ARTICLES THEREOF	\$407,837,475
17	PERFUME · COSMETICS · SKIN CARE	\$396,577,986
18	RAILWAY · TRAMWAY STOCK AND EQUIPMENT	\$383,965,752
19	TOYS · GAMES · SPORTS EQUIPMENT	\$362,563,374
20	BEVERAGES · SPIRITS · VINEGAR	\$355,595,095
21	LEATHER HANDBAGS · TRAVEL GOODS · WALLETS · SADDLERY	\$348,976,669
22	CERAMICS	\$314,416,409
23	TOBACCO · MANUFACTURED SUBSTITUTES	\$308,385,324
24	PAPER AND PAPERBOARD	\$287,068,876
25	BASE METALS, MISCELLANEOUS ARTICLES	\$214,737,543
26	RUBBER, ARTICLES THEREOF	\$210,405,630
27	TEXTILES · BED, TABLE, KITCHEN LINENS · WORN TEXTILES	\$200,578,433
28	TOOLS · CUTLERY · PARTS, BASE METAL	\$199,010,509
29	WOOD, ARTICLES THEREOF	\$192,570,252
30	FRUITS AND NUTS · VEGETABLES, PREPARED OR PRESERVED	\$186,222,149

	COMMODITY TOTALS	TOTAL TEU
1	FURNITURE · SEATS · LAMPS	61,029
2	HOUSEHOLD GOODS · PERSONAL EFFECTS	49,764
3	MACHINERY · MACHINERY PARTS	47,696
4	VEHICLES · VEHICLE PARTS	46,428
5	PULP OF WOOD · WASTE, SCRAP, RECYCLABLES	37,851
6	PLASTICS, ARTICLES THEREOF	32,376
7	BEVERAGES · SPIRITS · VINEGAR	30,585
8	ELECTRICAL MACHINERY · EQUIPMENT AND PARTS	28,963
9	FOOD PREPARATIONS · SAUCES · SOUPS	24,759
10	APPAREL, NON-KNIT	21,509
11	CERAMICS	20,296
12	PAPER AND PAPERBOARD	16,636
13	COTTON · YARN · WOVEN FABRIC	16,150
14	IRON AND STEEL, ARTICLES THEREOF	15,167
15	WOOD, ARTICLES THEREOF	15,059
16	IRON AND STEEL · WASTE, SCRAP, RECYCLABLES	14,031
17	FRUITS AND NUTS · MELONS · CITRUS, FRESH	13,989
18	FRUITS AND NUTS · VEGETABLES, PREPARED OR PRESERVED	12,416
19	VEGETABLES · ROOTS · TUBERS	11,534
20	ALUMINUM, ARTICLES THEREOF	11,331
21	TOYS · GAMES · SPORTS EQUIPMENT	11,205
22	MEDICAL · SURGICAL · OPTICAL · PHOTOGRAPHY INSTRUMENTS	11,195
23	FISH · CRUSTACEANS · AQUATIC INVERTEBRATES	11,130
24	RUBBER, ARTICLES THEREOF	10,260
25	LEATHER HANDBAGS · TRAVEL GOODS · WALLETTS · SADDLERY	9,605
26	TEXTILES · BED, TABLE, KITCHEN LINENS · WORN TEXTILES	8,438
27	SALT · SULFUR · EARTH AND STONE	8,217
28	TOBACCO · MANUFACTURED SUBSTITUTES	7,861
29	PERFUME · COSMETICS · SKIN CARE	7,840
30	APPAREL, KNIT OR CROCHET	7,360

COMMODITY TRADE

	COMMODITY TOTALS	TOTAL STONS
1	PULP OF WOOD · WASTE, SCRAP, RECYCLABLES	516,304
2	HOUSEHOLD GOODS · PERSONAL EFFECTS	429,068
3	CERAMICS	411,029
4	BEVERAGES · SPIRITS · VINEGAR	391,119
5	RAILWAY · TRAMWAY STOCK AND EQUIPMENT	340,969
6	MACHINERY · MACHINERY PARTS	313,789
7	FURNITURE · SEATS · LAMPS	304,235
8	PLASTICS, ARTICLES THEREOF	271,919
9	VEHICLES · VEHICLE PARTS	262,360
10	IRON AND STEEL · WASTE, SCRAP, RECYCLABLES	254,053
11	FOOD PREPARATIONS · SAUCES · SOUPS	235,515
12	ELECTRICAL MACHINERY · EQUIPMENT AND PARTS	212,225
13	FRUITS AND NUTS · VEGETABLES, PREPARED OR PRESERVED	194,486
14	WOOD, ARTICLES THEREOF	182,502
15	FRUITS AND NUTS, FRESH	177,695
16	SALT · SULFUR · EARTH AND STONE	167,664
17	PAPER AND PAPERBOARD	157,701
18	IRON AND STEEL, ARTICLES THEREOF	141,991
19	COTTON · YARN · WOVEN FABRIC	135,481
20	APPAREL, NON-KNIT	135,112
21	VEGETABLES · ROOTS · TUBERS	134,457
22	FISH · CRUSTACEANS · AQUATIC INVERTEBRATES	125,317
23	ALUMINUM, ARTICLES THEREOF	121,247
24	ART OF STONE · PLASTER · CEMENT	95,718
25	BASE METALS · CERMETS	88,035
26	MEAT · EDIBLE MEAT OFFAL	83,313
27	RUBBER, ARTICLES THEREOF	71,172
28	GLASS · GLASSWARE	70,849
29	TOYS · GAMES · SPORTS EQUIPMENT	68,082
30	TEXTILES · BED, TABLE, KITCHEN LINENS · WORN TEXTILES	65,027

E-LIFT SPREADER 50LT
LIFT SPREADER 65LT
BEAM 100LT

PORTMAN | ZPMC
上海振华重工

13



ZAMB

40' 20' 20' 40'

13



COMMODITY TRADE

	COMMODITY TOTALS	IMPORT TEU
1	FURNITURE · SEATS · LAMPS	47,734
2	BEVERAGES · SPIRITS · VINEGAR	26,428
3	MACHINERY · MACHINERY PARTS	24,297
4	PLASTICS, ARTICLES THEREOF	21,641
5	CERAMICS	19,396
6	APPAREL, NON-KNIT	19,210
7	HOUSEHOLD GOODS · PERSONAL EFFECTS	19,113
8	ELECTRICAL MACHINERY · EQUIPMENT AND PARTS	16,820
9	VEHICLES · VEHICLE PARTS	13,942
10	WOOD, ARTICLES THEREOF	12,504
11	FRUITS AND NUTS, FRESH	10,924
12	VEGETABLES · ROOTS · TUBERS	10,538
13	FISH · CRUSTACEANS · AQUATIC INVERTEBRATES	10,393
14	PAPER AND PAPERBOARD	10,191
15	IRON AND STEEL, ARTICLES THEREOF	8,817
16	RUBBER, ARTICLES THEREOF	8,199
17	FRUITS AND NUTS · VEGETABLES, PREPARED OR PRESERVED	8,046
18	TOYS · GAMES · SPORTS EQUIPMENT	8,040
19	ALUMINUM, ARTICLES THEREOF	7,979
20	LEATHER HANDBAGS · TRAVEL GOODS · WALLETS · SADDLERY	7,764
21	TOBACCO · MANUFACTURED SUBSTITUTES	7,161
22	SALT · SULFUR · EARTH AND STONE	7,158
23	APPAREL, KNIT OR CROCHET	6,974
24	MEDICAL · SURGICAL · OPTICAL · PHOTOGRAPHY INSTRUMENTS	5,035
25	GLASS · GLASSWARE	4,826
26	TEXTILES · BED, TABLE, KITCHEN LINENS · WORN TEXTILES	4,238
27	ART OF STONE · PLASTER · CEMENT	4,172
28	PERFUME · COSMETICS · SKIN CARE	4,029
29	FOOTWEAR	3,813
30	RAILWAY · TRAMWAY STOCK AND EQUIPMENT	3,303

	COMMODITY TOTALS	EXPORT TEU
1	PULP OF WOOD · WASTE, SCRAP, RECYCLABLES	37,692
2	VEHICLES · VEHICLE PARTS	32,487
3	HOUSEHOLD GOODS · PERSONAL EFFECTS	30,651
4	MACHINERY · MACHINERY PARTS	23,399
5	FOOD PREPARATIONS · SAUCES · SOUPS	22,263
6	COTTON · YARN · WOVEN FABRIC	13,886
7	FURNITURE · SEATS · LAMPS	13,295
8	IRON AND STEEL · WASTE, SCRAP, RECYCLABLES	12,799
9	ELECTRICAL MACHINERY · EQUIPMENT AND PARTS	12,142
10	PLASTICS, ARTICLES THEREOF	10,735
11	PAPER AND PAPERBOARD	6,446
12	IRON AND STEEL, ARTICLES THEREOF	6,351
13	MEDICAL · SURGICAL · OPTICAL · PHOTOGRAPHY INSTRUMENTS	6,160
14	MEAT · EDIBLE MEAT OFFAL	4,718
15	FRUITS AND NUTS · VEGETABLES, PREPARED OR PRESERVED	4,370
16	MANDMADE SYNTHETIC FILAMENTS · YARNS · WOVEN FABRICS	4,273
17	TEXTILES · BED, TABLE, KITCHEN LINENS · WORN TEXTILES	4,200
18	BEVERAGES · SPIRITS · VINEGAR	4,157
19	BASE METALS · CERMETS	3,877
20	PERFUME · COSMETICS · SKIN CARE	3,812
21	ALUMINUM, ARTICLES THEREOF	3,352
22	TOYS · GAMES · SPORTS EQUIPMENT	3,165
23	BASE METALS, MISCELLANEOUS ARTICLES	3,069
24	FRUITS AND NUTS, FRESH	3,065
25	MINERAL FUEL · OIL · BITUMIN SUBSTITUTES · MINERAL WAX	2,668
26	WOOD, ARTICLES THEREOF	2,555
27	SHIPS · BOATS · FLOATING STRUCTURES	2,540
28	MISCELLANEOUS CHEMICAL PRODUCTS	2,461
29	RAILWAY · TRAMWAY STOCK AND EQUIPMENT	2,423
30	INORGANIC CHEMICALS · PRECIOUS RARE-EARTH METALS	2,421

SEABOARD
MARINE

SEABOARD
MARINE

SEABOARD
MARINE



TRXU 460005 5 42P3



SMLU 790920 4

SMLU 19308 0
4561

SMLU 190827
456

SMLU 184730 8
4561

SEABOARD

SEABOARD

SE



REPAIR CENTER

EXD 48000

Miami-Dade County Seaport Department
1015 N. America Way, 2nd Floor
Miami, FL 33132
T: 305-347-4800 | F: 305-329-4029



www.portmiami.biz |

