

OFFICIAL 2003

NATIONAL COLLEGIATE **WINTER** CHAMPIONSHIPS

Results of WINTER 2003 NCAA Championships
Chronological History and Records of Championships
Conducted Since 1883

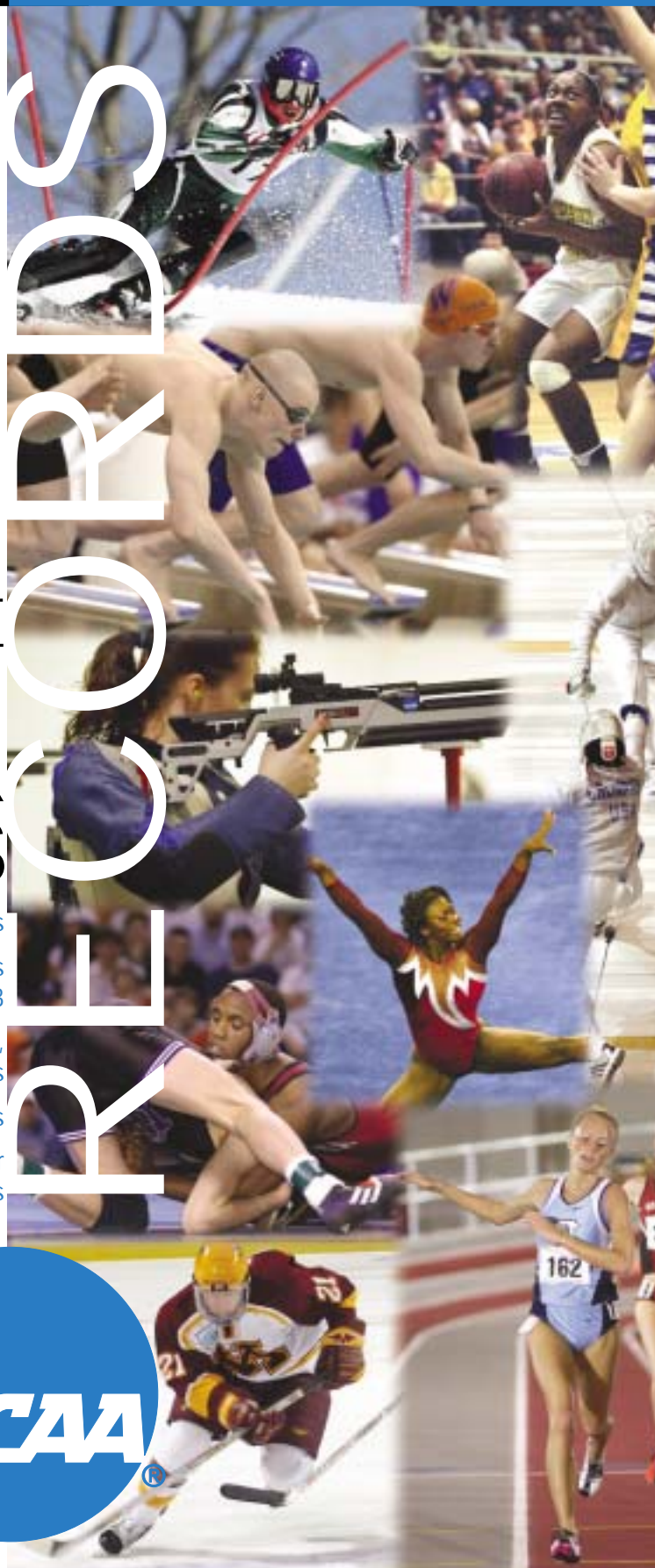
Championship Summaries for Each Division,
Including Most Team and Individual Titles

Championship Coaching Records

Listings of Most Consecutive Titles for
Men's and Women's Championships



S
P
R
I
N
G





THE NATIONAL COLLEGIATE ATHLETIC ASSOCIATION

P.O. Box 6222, Indianapolis, Indiana 46206-6222

317/917-6222

www.ncaa.org

November 2003

Edited By:

Marty Benson, *Assistant Director of Publishing.*

Statistical Compilation By:

J.D. Hamilton, *Assistant Director of Statistics.*

Contributing Editors:

Scott Deitch, *Assistant Director of Publishing.*

Ty Halpin, *Assistant Director of Publishing.*

Crissy Schlupe, *Assistant Director of Publishing.*

Heather Perry, *Assistant Director of Publishing.*

Typesetting/Design By:

Brandon Allen, *Production Designer II.*

Cover Design By:

Wayne Davis, *Associate Director of Graphics.*

This is the second of three annual publications recording the history of NCAA Championships. The fall book was released in July and the spring book is in production.

Men's and women's summaries in all three publications are current through the spring 2003 championships. Updated summary information can be found after each championship season via the NCAA Online Web site at www.ncaa.org. To access those summaries, select "News & Publications," "NCAA Publications," "View Online," and "Records," then select the championships records book and summary of your choice.

NCAA, NCAA logo and National Collegiate Athletic Association are registered marks of the Association and use in any manner is prohibited unless prior approval is obtained from the Association.

Copyright, 2003, by the National Collegiate Athletic Association.

Printed in the United States of America.

ISBN 0735-5475

NCAA 17678-12/03

Foreword


The 2002-03 academic year marks the 122nd season of National Collegiate Championships sponsored by the nation's colleges and universities.

This historic series began in the spring of 1883 when Joseph Clark of Harvard captured the first singles title of the National Collegiate Tennis Championships. The NCAA, now with more than 900 member institutions eligible for competition, began to administer collegiate athletics championships in 1921, when the Association sponsored its first outdoor track and field championships. The National Collegiate Tennis Championships became a part of the NCAA series in 1938.

This book chronicles the results of winter men's and women's championships. Notable milestone anniversaries this season include Division III Men's Basketball (30th), National Collegiate Men's and Women's Rifle (25th), Division III Men's Swimming (30th), Division I Men's Indoor Track and Field (40th), and Division III Men's and Women's Indoor Track and Field (20th).

National Collegiate Championships competition has a rich tradition of excellence. Each of the championships serves as a stimulus for the development of the particular sport, and the series itself highlights the overall intercollegiate athletics programs of the nation's colleges and universities.





Contents

MEN'S WINTER CHAMPIONSHIPS (2003 Champion)

Division I Basketball (Syracuse)	10
Division II Basketball (Northeastern State).....	31
Division III Basketball (Williams).....	50
Men's and Women's Fencing (Notre Dame)	64
Gymnastics (Oklahoma).....	68
Division I Ice Hockey (Minnesota).....	74
Division III Ice Hockey (Norwich).....	83
Men's and Women's Rifle (Alaska Fairbanks)	89
Men's and Women's Skiing (Utah).....	92
Division I Swimming and Diving (Auburn)	98
Division II Swimming and Diving (Drury)	111
Division III Swimming and Diving (Kenyon)	120
Division I Indoor Track and Field (Arkansas).....	128
Division II Indoor Track and Field (Abilene Christian)	137
Division III Indoor Track and Field (Wisconsin-La Crosse)	142
Division I Wrestling (Oklahoma State)	147
Division II Wrestling (Central Oklahoma)	160
Division III Wrestling (Wartburg)	168

WOMEN'S WINTER CHAMPIONSHIPS (2003 Champion)

Division I Basketball (Connecticut)	176
Division II Basketball (South Dakota State).....	191
Division III Basketball (Trinity [Texas]).....	204
Gymnastics (UCLA).....	216
National Collegiate Ice Hockey (Minnesota Duluth)	219
Division III Ice Hockey (Elmira)	222
Division I Swimming and Diving (Auburn)	225
Division II Swimming and Diving (Truman)	232
Division III Swimming and Diving (Kenyon)	239
Division I Indoor Track and Field (LSU).....	246
Division II Indoor Track and Field (St. Augustine's)	252
Division III Indoor Track and Field (Wheaton [Massachusetts])	257

DISCONTINUED CHAMPIONSHIPS

Men's Boxing.....	264
Men's Fencing	266
Women's Fencing	268
Division II Men's Gymnastics	268
Division II Women's Gymnastics	270
Division II Men's Ice Hockey	271

CHAMPIONSHIP WINNING STREAKS

Consecutive Men's National Titles.....	276
Consecutive Women's National Titles.....	276
Streaks of Discontinued Sports	277
Longest Streaks	277
Longest Active Streaks.....	277

COACHING RECORDS

Division I Team Titles.....	280
Division I Consecutive Team Titles	280
Division II Team Titles.....	281
Division II Consecutive Team Titles.....	281
Division III Team Titles	281
Division III Consecutive Team Titles.....	282

MEN'S SUMMARIES

Division I	284
Division II.....	291
Division III.....	298

WOMEN'S SUMMARIES

Division I	306
Division II.....	310
Division III.....	314





History and Records of the NCAA

NATIONAL COLLEGIATE CHAMPIONSHIPS

Men's and Women's Fencing	Men's and Women's Skiing
Men's Gymnastics	Men's Volleyball
Women's Gymnastics	Men's Water Polo
Women's Ice Hockey	Women's Water Polo
Men's and Women's Rifle	

DIVISION I CHAMPIONSHIPS

Baseball	Men's Soccer
Men's Basketball	Women's Soccer
Women's Basketball	Women's Softball
Men's Cross Country	Men's Swimming and Diving
Women's Cross Country	Women's Swimming and Diving
Field Hockey	Men's Tennis
Football (Division I-AA)	Women's Tennis
Men's Golf	Men's Indoor Track
Women's Golf	Women's Indoor Track
Men's Ice Hockey	Men's Outdoor Track and Field
Men's Lacrosse	Women's Outdoor Track and Field
Women's Lacrosse	Women's Volleyball
Women's Rowing	Wrestling

DIVISION II CHAMPIONSHIPS

Baseball	Women's Soccer
Men's Basketball	Women's Softball
Women's Basketball	Men's Swimming and Diving
Men's Cross Country	Women's Swimming and Diving
Women's Cross Country	Men's Tennis
Field Hockey	Women's Tennis
Football	Men's Indoor Track
Men's Golf	Women's Indoor Track
Women's Golf	Men's Outdoor Track and Field
Men's Lacrosse	Women's Outdoor Track and Field
Women's Lacrosse	Women's Volleyball
Women's Rowing	Wrestling
Men's Soccer	

DIVISION III CHAMPIONSHIPS

Baseball	Men's Soccer
Men's Basketball	Women's Soccer
Women's Basketball	Women's Softball
Men's Cross Country	Men's Swimming and Diving
Women's Cross Country	Women's Swimming and Diving
Field Hockey	Men's Tennis
Football	Women's Tennis
Men's Golf	Men's Indoor Track
Women's Golf	Women's Indoor Track
Men's Ice Hockey	Men's Outdoor Track and Field
Women's Ice Hockey	Women's Outdoor Track and Field
Men's Lacrosse	Women's Volleyball
Women's Lacrosse	Wrestling
Women's Rowing	

School Name/Abbreviation Change Key

SCHOOL name changes

Current school name:	Changed from:
Albertson	Col. of Idaho
Alcorn St.	Alcorn A&M
Arcadia	Beaver
Ark.-Pine Bluff	Arkansas AM&N
Armstrong Atlantic	Armstrong St.
Auburn	Alabama Poly
Augusta St.	Augusta
Bemidji St.	Bemidji Teachers
Benedictine (Ill.)	Ill. Benedictine
Bradley	Bradley Tech
C.W. Post	LIU-C.W. Post
UC Davis	California Aggies
Cal Poly	Cal Poly SLO
Cal St. Fullerton	Orange County State College; Orange St.
Case Reserve	Case Institute of Technology
UCF	Central Fla.; Florida Tech
Central Okla.	Central St. (Okla.)
Charleston So.	Baptist (S.C.)
Charleston (W.Va.)	Morris Harvey
Charlotte	UNC Charlotte
Chattanooga	Tenn.-Chatt.
Cleveland St.	Fenn
Colorado St.	Colorado A&M
Columbus St.	Columbus
Concordia (Ill.)	Concordia Teachers
DeSales	Allentown
Detroit	Detroit Mercy; Detroit Tech
Dist. Columbia	D.C. Teachers; Federal City
Drexel	Drexel Tech
Duke	Trinity (N.C.)
Eastern Mich.	Michigan Normal
Emporia St.	Kansas St. Normal
FDU-Florham	FDU-Madison
Fresno St.	Fresno Pacific
Ga. Southern	Georgia Teachers
Hawthorne	Nathaniel Hawthorne
Ill.-Chicago	Ill.-Chicago Circle
Illinois St.	Illinois St. Normal; Illinois Normal
Indiana (Pa.)	Indiana St. (Pa.)
Indianapolis	Indiana Central
Iowa St.	Ames
James Madison	Madison
Kent St.	Kent
Lamar	Lamar Tech
Loyola Marymount	Loyola U. of Los Angeles
La.-Lafayette	Southwestern La.
La.-Monroe	Northeast La.
Lynn	College of Boca Raton
Lyon	Arkansas Col.
Me.-Farmington	Farmington St.
Maritime (N.Y.)	N.Y. Maritime
Martin Luther	Northwestern (Wis.)
Md.-East. Shore	Maryland St.
Massachusetts	Massachusetts St.; Massachusetts Agriculture Col.
Mass.-Dartmouth	Southeastern Mass.
Mass. Liberal Arts	North Adams St.
Mass.-Lowell	Lowell; Lowell St.; Lowell Tech
McDaniel	Western Md.
Memphis	Memphis St.
Merchant Marine	King's Point
Middle Tenn.	Middle Tenn. St.
Minn. St. Mankato	Mankato St.
Minn. St. Moorhead	Moorhead St.; Moorhead Teachers
Mont. St.-Billings	Eastern Montana
Murray St.	Murray Teachers
Neb.-Kearney	Kearney St.
Neb.-Omaha	Omaha
UNLV	Nevada Southern
New England	St. Francis (Me.)
New Jersey City	Jersey City St.
Col. of New Jersey	Trenton St.
N.J. Inst. of Tech.	Newark Engineering
New Mexico St.	New Mexico A&M
New Orleans	Louisiana St. (N.O.)

North Ala.	Florence St.
N.C. Central	North Caro. College
UNC Pembroke	Pembroke St.
North Texas	North Tex. St.
Northern Ariz.	Arizona St.-Flagstaff; Flagstaff Teachers
Northern Colo.	Colorado St. College
Northern Iowa	Iowa Teachers
Oklahoma St.	Oklahoma A&M
Old Dominion	William & Mary (Norfolk)
Pepperdine	George Pepperdine
Philadelphia U.	Phila. Textile
Polytechnic (N.Y.)	New York Poly; Brooklyn Poly
Rhodes	Southwestern (Tenn.)
Rice	Rice Institute
Richard Stockton	Stockton St.
Rowan	Glassboro St.
Sacramento St.	Cal St. Sacramento
Salem Int'l	Salem-Teikyo
Salisbury	Salisbury St.
Southampton	LIU-Southampton
Southern Ind.	Indiana St.-Evansville
Southern Me.	Maine Portland-Gorham; Gorham St. (Me.)
Southern N.H.	New Hamp. Col.
Tennessee St.	Tennessee A&I
Tex. A&M-Commerce	East Texas St.
Tex. A&M-Kingsville	Texas A&I
UTEP	Texas Western
Tex.-Pan American	Pan American
Towson	Towson St.
Truman	Northeast Mo. St.; Truman St.
Tulsa	Henry Kendall
U.S. Int'l	Cal Western
Washburn	Lincoln College
Washington St.	Washington Agricultural College
West Ala.	Livingston
West Tex. A&M	West Texas St.
Western Mich.	Western State Teachers
Western N.M.	New Mexico Western
Western Ore.	Oregon Tech; Oregon College of Education
Western St.	Colo. Western
Westmar	Western Union College; Teikyo Westmar
Wichita St.	Fairmount
Widener	Pennsylvania Military College
Wm. Paterson	Paterson St.
Wis.-Eau Claire	Eau Claire Teachers
Wis.-La Crosse	La Crosse Teachers
Wis.-River Falls	River Falls Teachers
Wis.-Superior	Superior Normal; Superior St. Teachers
Xavier	St. Xavier

SCHOOLS also known as

Current school name:	Also known as:
UAB	Ala.-Birmingham
Baruch	Bernard M. Baruch
Caltech	Cal Tech
Case Reserve	Case Western Reserve
CCNY	City College of New York
GC&SU	Georgia College and State University
IPFW	Indiana/Purdue/Ft. Wayne
IUPUI	Indiana University-Purdue University at Indianapolis
Lehman	Herbert H. Lehman
Long Island	LIU-Brooklyn
LSU	Louisiana St.
UMBC	Md.-Balt. County
UMKC	Mo.-Kansas City
Merchant Marine	Kings Point
MIT	Massachusetts Institute of Technology
NYIT	New York Tech
UNLV	Nevada-Las Vegas
Sewanee	University of the South
Southern U.	Southern-B.R.
UTEP	Texas-El Paso
TCNJ	The College of New Jersey
TCU	Texas Christian
UCLA	University of California, Los Angeles
VMI	Va. Military
WPI	Worcester Tech, Worcester Poly Inst.

The National Collegiate Championship Series

A Brief Chronological History

- 1883** First National Collegiate Tennis Championships hosted by Trinity College, Hartford, Connecticut, and sponsored by the U.S. Lawn Tennis Association.
- 1897** First National Collegiate Golf Championships at Ardsley Casino, New York; conducted by the Intercollegiate Golf Association of America.
- 1906** MARCH 31. Formation of the Intercollegiate Athletic Association.
- 1910** DECEMBER 29. Changed name to National Collegiate Athletic Association. Seven geographical districts created.
- 1911** DECEMBER 28. Number of geographical districts expanded to eight.
- 1916** DECEMBER 28. Number of geographical districts expanded to nine.
- 1921** JUNE 17-18. First National Collegiate Outdoor Track and Field Championships hosted by the University of Chicago under the auspices of the NCAA.
- 1924** Number of geographical districts reduced to eight.
- 1939** JUNE 24-29. National Collegiate Golf Championships first sponsored by the NCAA.
- 1941** National Collegiate Tennis Championships sponsored solely by the NCAA.
- 1981** NOVEMBER 21. First women's championships sponsored by the NCAA included Division II women's cross country hosted by Southeast Missouri State University, Cape Girardeau, Missouri; Division III women's cross country hosted by Carthage College, Kenosha, Wisconsin; Division II field hockey hosted by Pfeiffer College, Misenheimer, North Carolina; and Division III field hockey hosted by Westfield State College, Westfield, Massachusetts. The first women's Division I championship sponsored by the NCAA was for field hockey, hosted by University of Connecticut, Storrs, Connecticut, November 21-22.
- 1985** Division I Men's Basketball Championship bracket expanded to 64 teams.
- 1991** Starting in the fall, Division II and III individual champions were no longer permitted to compete in Division I championships.
- 1994** Division I Women's Basketball Championship field expanded to 64 teams.
- 1996** Abilene Christian University became first institution to win all four track championships in any division.
- 1997** Stanford became first school to win six team championships (sweeps of cross country, volleyball and tennis) in one year.
JUNE 1. NCAA announced it would move its national office from Overland Park, Kansas, to Indianapolis in 1999.
AUGUST 1. NCAA's federated governance structure went into effect.
Washington defeated Princeton in the inaugural National Collegiate Women's Rowing Championship.
- 1998** JANUARY 7. Midseason rules changes in the sport of wrestling, caused by the deaths of three student-athletes during weight-loss activities, took effect.
- 1999** JULY 26. NCAA's new national office opened in Indianapolis. NCAA adopted baseball standards relating to non-wood bats, putting limits on the diameter, weight and length differential.
- 2001** MARCH 23-25. Minnesota-Duluth defeats St. Lawrence, 4-2, in the inaugural National Collegiate Championship for women's ice hockey, staged in Minneapolis.
- 2001** MAY 19-20. UCLA defeated Stanford, 5-4, in the inaugural National Collegiate Women's Water Polo Championship, held at Stanford.
- 2002** MARCH 29-31. The Women's Final Four was played in a dome for the first time, drawing a crowd of 29,619, the largest ever to witness a women's basketball game.
MAY 31-JUNE 2. The inaugural Division II Women's Rowing Championship and Division III Women's Championship are held at Indianapolis' Eagle Creek Park. UC Davis was the Division II champion and Williams won Division III.
- 2003** Division I Softball Championship expanded its bracket from 48 to 64 teams.
Divisions I, II and III Men's Lacrosse Championships were played in the same stadium for the first time. The Division I championship drew 37,944, the largest crowd to witness a men's lacrosse game and the largest to witness any NCAA championship game other than Division I men's basketball. The Division I bracket expanded from 12 to 16 teams.
The Men's College World Series changed its format so that the finals moved from a single game to a best-two-of-three-game series.

(Note: All championships before 1981 were men's championships.)



Men's Winter Championships

Basketball.....	10
Fencing.....	64
Gymnastics.....	68
Ice Hockey.....	74
Rifle.....	89
Skiing.....	92
Swimming and Diving.....	98
Indoor Track and Field.....	128
Wrestling.....	147



Basketball

DIVISION I



Photo by Brett Wilhelm/NCAA Photos

Freshman Carmelo Anthony of champion Syracuse won most outstanding player honors.

2003 Championship

Edited by: Marty Benson

Highlights

Case's First: Freshmen Carmelo Anthony and Gerry McNamara combined for nine three-pointers and 38 points to lead the Orangemen to an 81-78 victory over Kansas after a record-setting offensive explosion in the first half April 7 in New Orleans.

Syracuse's Hakim Warrick missed two free throws with 13.5 seconds left that would have widened his team's three-point lead but redeemed himself by blocking a potential game-tying three-point attempt by Kansas' Michael Lee out of bounds with 1.5 seconds left.

Another Kansas three-point attempt, this one from Kirk Hinrich under heavy pressure from three Syracuse defenders after the ensuing inbounds play was off the mark, and the Orangemen celebrated their first title in their fourth Final Four appearance.

The Orange led by as many as 18 points in the first half, and 53-42 at intermission. The 53 points was a first-half record for a Division I men's championship contest.

All-tournament team: Syracuse's Carmelo Anthony and Gerry McNamara; and Kansas' Nick Collison, Kirk Hinrich and Keith Langford.

TOURNAMENT SCORING LEADERS

Player, Team	G	FG	FGA	Pct.	FTM	FTA	Pct.	Rb.	Avg.	Ast.	Pts.	Avg.
Dahntay Jones, Duke	3	25	52	.481	16	19	.842	17	5.7	1	74	24.7*
Marquis Daniels, Auburn	3	29	55	.527	9	16	.563	21	7.0	9	70	23.3
Dwyane Wade, Marquette	5	41	84	.488	24	30	.800	33	6.6	30	109	21.8
Chris Thomas, Notre Dame	3	22	54	.407	13	15	.867	15	5.0	13	64	21.3
Carmelo Anthony, Syracuse	6	47	99*	.475	17	27	.630	59	9.8	15	121*	20.2
Emeka Okafor, Connecticut	3	25	43	.581	9	11	.818	40	13.3	0	59	19.7
Ben Gordon, Connecticut	3	18	41	.439	15	18	.833	7	2.3	6	59	19.7
Drew Nicholas, Maryland	3	19	45	.422	11	12	.917	14	4.7	8	57	19.0
Nick Collison, Kansas	6	48*	74	.649*	16	36	.444	81*	13.5*	22	112	18.7
Keith Langford, Kansas	6	46	87	.529	17	27	.630	27	4.5	8	109	18.2

*Departmental leader (min. three games - FG pct. (min. 5 made per game). Other leaders: FT pct.-.952 (min. 2.5 made per game)- Jason Gardner, Arizona (20-21); FT Made-34, T.J. Ford, Texas; FT Attempts-41, James Thomas, Texas; Assists-51, T.J. Ford, Texas; 3-pt. FG Made-18, Gerry McNamara, Syracuse; 3-pt. FG Attempts-49, Kirk Hinrich, Kansas; 3-pt. FG Pct. (min. 2.0 made per game)-.688, Darnell Archey, Butler (11-16); Blocked Shots-15, Collison, Kansas; Steals-15, McNamara, Syracuse.

Results

(Note: Statistics after each name are field goals and field-goal attempts, free throws made and free-throw attempts, rebounds and total points.)

OPENING ROUND

MARCH 18, AT DAYTON, OHIO

UNC Asheville 92, Texas Southern 84 (ot)

Texas Southern: Allen Lovett 10-20, 7-13, 14, 28; Jerome Bell 2-5, 2-5, 8, 6; Akil Butler 0-3, 0-0, 4, 0; Marquel Timmons 3-9, 0-0, 3, 9; Ra'Kim Hollis 5-16, 3-7, 5, 18; Sean Walker 0-2, 0-0, 1, 0; Lionel Willis 7-9, 0-0, 9, 17; Jaret Barrett 0-1, 1-4, 0, 1; Michael Sneed 2-2, 1-2, 0, 5; Jamaal Clark 0-0, 0-0, 0, 0. TOTALS: 29-67, 14-31, 45 (1 team), 84.

UNC Asheville: Bryan McCullough 6-14, 0-0, 9, 15; Joseph Barber 5-7, 0-0, 5, 11; Ben McGonagil 4-6, 4-8, 5, 12; Andre Smith 8-23, 10-14, 6, 28; Alex Kragel 5-11, 1-2, 6, 14; Omar Collington 1-1, 0-0, 0, 3; Chad Mohn 3-7, 2-2, 9, 9; Oliver Holmes 0-0, 0-0, 2, 0; KaVoris Bivins 0-0, 0-0, 0, 0. TOTALS: 32-69, 17-26, 44 (2 team), 92.

Halftime: UNC Asheville 43, Texas Southern 39. End of regulation: Tied at 75. Three-point field goals: Texas Southern 12-31 (Lovett 1-2, Butler 0-1, Timmons 3-9, Hollis 5-14, Walker 0-1, Willis 3-4); UNC Asheville 11-29 (McCullough 3-8, Barber 1-1, Smith 2-9, Kragel 3-7, Collington 1-1, Mohn 1-3). Disqualifications: McCullough, McGonagil. Officials: Art McDonald, Will Bush, Ray Perone. Attendance: 7,711.

FIRST ROUND

MARCH 21, AT NASHVILLE, TENNESSEE

Kentucky 95, IUPUI 64

IUPUI: Josh Murray 5-12, 5-7, 6, 15; Chris Sanders 1-8, 0-0, 4, 2; Odell Bradley 4-12, 5-8, 9, 14; Matt Crenshaw 2-5, 3-3, 1, 7; Josh Mullins 3-7, 0-0, 5, 8; Marcus May 0-1, 2-2, 1, 2; Brandon Cole 2-5, 1-2, 1, 6; Antoine Lewis 5-9, 0-0, 2, 10; Fred Long 0-0, 0-0, 0, 0; Herbert Lambert 0-1, 0-0, 2, 0. TOTALS: 22-60, 16-22, 33 (2 team), 64.

Kentucky: Erik Daniels 3-8, 0-0, 3, 6; Chuck Hayes 4-6, 0-0, 8, 8; Marquis Estill 6-8, 1-5, 7, 13; Gerald Fitch 10-13, 0-0, 1, 25; Keith Bogans 5-10, 1-2, 2, 13; Cliff Hawkins 5-9, 1-2, 2, 13; Brandon Stockton 0-0, 0-0, 0, 0; Josh Carrier 1-1, 0-0, 0, 3; Kelenna Azubuike 3-4, 2-2, 3, 8; Antwain Barbour 1-3, 0-0, 2, 2; Jules Camara 2-3, 0-0, 5, 4. TOTALS: 40-65, 5-11, 35 (0 team), 95.

Halftime: Kentucky 48, IUPUI 28. Three-point field goals: IUPUI 4-15 (Murray 0-1, Bradley 1-4, Mullins 2-5, Sanders 0-3, Cole 1-2); Kentucky 10-20 (Bogans 2-6, Fitch 5-7, Daniels 0-1, Hawkins 2-3, Azubuike 0-1, Barbour 0-1, Carrier 1-1). Officials: Dick Cartmell, Donnee Gray, Phil Bova. Attendance: 17,484.

MARCH 21, AT NASHVILLE, TENNESSEE

Utah 60, Oregon 58

Utah: Richard Chaney 0-3, 0-0, 4, 0; Trace Caton 1-2, 0-0, 2, 3; Tim Frost 3-14, 2-3, 7, 9; Tim Drisdorn 0-7, 2-2, 3, 2; Nick Jacobson 8-16, 2-3, 3, 23; Marc Jackson 3-8, 5-6, 4, 13; Bryant Markson 2-8, 4-4, 7, 8; Chris Jackson 0-0, 0-

0, 0, 0; Cameron Koford 1-3, 0-0, 1, 2. TOTALS: 18-61, 15-18, 36 (5 team), 60.

Oregon: Robert Johnson 3-6, 3-5, 5, 9; Luke Jackson 6-11, 0-0, 7, 14; Brian Helquist 0-1, 0-0, 3, 0; James Davis 2-12, 0-0, 3, 5; Luke Ridnour 3-13, 7-8, 5, 13; Matt Short 3-3, 0-0, 6, 6; Ian Crosswhite 2-5, 7-11, 8, 11; Brandon Lincoln 0-0, 0-0, 0, 0; Andre Joseph 0-4, 0-0, 3, 0; Jay Anderson 0-0, 0-0, 1, 0. TOTALS: 19-55, 17-24, 42 (1 team), 58.

Halftime: Utah 30, Oregon 27. Three-point field goals: Utah 9-23 (Chaney 0-1, Caton 1-2, Frost 1-4, Drisdorn 0-2, Jacobson 5-11, Jackson 2-3); Oregon 3-17 (Jackson 2-3, Davis 1-7, Ridnour 0-5, Crosswhite 0-1, Joseph 0-1). Disqualifications: Frost, M. Jackson, Koford. Officials: Ed Hightower, Gene Monje, Kerry Sitton. Attendance: 17,484.

MARCH 20, AT SPOKANE, WASHINGTON

Wisconsin 81, Weber St. 74

Weber St.: Nic Sparrow 5-8, 0-0, 4, 12; Slobodan Okokoljic 10-21, 3-4, 14, 26; Stephan Bachmann 1-2, 0-1, 0, 2; Jermaine Boyette 9-21, 6-10, 5, 25; John Hamilton 1-8, 0-0, 4, 3; Brad Barton 2-6, 0-0, 3, 4; Talmadge Eyre 0-0, 0-0, 0, 0; Stevie Morrison 0-1, 0-0, 1, 0; Marlon Carter 0-0, 0-0, 0, 0; Patrick Danley 1-4, 0-0, 8, 2. TOTALS: 29-71, 9-15, 43 (4 team), 74.

Wisconsin: Alando Tucker 5-6, 1-2, 7, 11; Mike Wilkinson 5-10, 5-9, 9, 15; Kirk Penney 9-17, 0-1, 9, 21; Freddie Owens 3-11, 0-0, 0, 7; Devin Harris 3-6, 6-8, 4, 14; Boo Wade 2-3, 1-2, 1, 5; Clayton Hanson 1-1, 0-0, 1, 2; Andreas Helmgig 3-4, 0-0, 1, 6. TOTALS: 31-58, 13-22, 34 (2 team), 81.

Halftime: Marquette 45, Kentucky 26. Three-point field goals: Marquette 10-19 (Townsend 1-2, Wade 2-2, Diener 1-6, Bradley 1-1, Novak 5-8); Kentucky 4-16 (Fitch 0-3, Bogans 3-7, Hawkins 0-1, Stockton 0-1, Carrier 1-2, Azubuike 0-1, Barbour 0-1). Disqualifications: Hayes. Officials: David Hall, Scott Thornley, Karl Hess. Attendance: 28,383.

MARCH 27, AT ANAHEIM, CALIFORNIA

Arizona 88, Notre Dame 71

Notre Dame: Dan Miller 4-13, 1-2, 7, 11; Torin Francis 10-11, 4-6, 10, 25; Tom Timmermans 0-1, 0-0, 2, 0; Chris Thomas 6-14, 5-5, 5, 20; Matt Carroll 4-14, 0-1, 4, 11; Chris Quinn 1-2, 0-0, 0, 3; Rick Cornette 0-0, 0-0, 0, 0; Jordan Cornette 0-2, 1-2, 4, 1; Torrian Jones 0-2, 0-2, 0, 0; Dan Lustig 0-0, 0-0, 0, 0. TOTALS: 25-59, 11-18, 36 (4 team), 71.

Arizona: Luke Walton 7-14, 2-2, 7, 16; Rick Anderson 3-9, 2-3, 12, 9; Channing Frye 7-17, 0-0, 12, 14; Salim Stoudamire 4-6, 0-0, 1, 11; Jason Gardner 6-12, 4-4, 2, 19; Isaiah Fox 0-2, 0-0, 1, 0; Jason Ranne 0-1, 0-0, 0, 0; Fil Torres 0-0, 0-0, 0, 0; Chris Rodgers 1-1, 0-0, 1, 2; Hassan Adams 7-9, 0-0, 4, 14; Andre Iguodala 1-5, 1-2, 3, 3. TOTALS: 36-76, 9-11, 44 (1 team), 88.

Halftime: Arizona 53, Notre Dame 40. Three-point field goals: Notre Dame 10-23 (Miller 2-6, Francis 1-1, Thomas 3-5, Carroll 3-7, Quinn 1-1, Cornette 0-2, Jones 0-1); Arizona 7-14 (Anderson 1-2, Stoudamire 3-4, Gardner 3-5, Ranne 0-1, Adams 0-1, Iguodala 0-1). Disqualifications: Cornette, Stoudamire. Officials: Larry Rose, Emmanuel Upton, Mark Whitehead. Attendance: 17,607.

MARCH 27, AT ANAHEIM, CALIFORNIA

Kansas 69, Duke 65

Duke: Shelden Williams 2-4, 0-0, 3, 4; Dahntay Jones 9-22, 1-2, 7, 23; J.J. Redick 2-16, 0-0, 3, 5; Daniel Ewing 5-12, 1-2, 3, 13; Chris Duhon 5-7, 0-0, 6, 12; Lee Melchionni 0-0, 0-0, 0, 0; Sean Dockery 1-2, 0-0, 1, 3; Casey Sanders 1-2, 3-4, 7, 5; Michael Thompson 0-0, 0-0, 0, 0. TOTALS: 25-65, 5-8, 33 (3 team), 65.

Kansas: Nick Collison 14-22, 5-7, 19, 33; Keith Langford 5-17, 3-4, 8, 13; Jeff Graves 3-5, 0-2, 7, 6; Kirk Hinrich 1-9, 0-0, 3, 2; Aaron Miles 2-8, 1-2, 2, 6; Michael Lee 2-3, 1-2, 2, 5; Bryant Nash 2-3, 0-0, 3, 4. TOTALS: 29-67, 10-17, 47 (3 team), 69.

Halftime: Tied at 35. Three-point field goals: Duke 10-26 (Jones 4-7, Redick 1-11, Ewing 2-4, Duhon 2-3, Dockery 1-1); Kansas 1-12 (Langford 0-3, Hinrich 0-5, Miles 1-4). Officials: Jim Burr, Donnee Gray, Tom Lopes. Attendance: 17,607.

MARCH 29, AT ANAHEIM, CALIFORNIA

Kansas 78, Arizona 75

Kansas: Nick Collison 2-7, 4-6, 9, 8; Jeff Graves 6-6, 1-3, 15, 13; Keith Langford 5-15, 3-4, 3, 13; Kirk Hinrich 10-23, 2-3, 5, 28; Aaron Miles 2-7, 2-2, 4, 6; Michael Lee 3-7, 0-0, 1, 8; Bryant Nash 1-2, 0-0, 0, 2. TOTALS: 29-67, 12-18, 37 (0 team), 78.

Arizona: Luke Walton 5-14, 6-9, 10, 18; Rick Anderson 4-8, 0-0, 5, 11; Channing Frye 3-6, 0-0, 5, 6; Salim Stoudamire 1-4, 1-2, 0, 4; Jason Gardner 6-15, 8-8, 3, 23; Isaiah Fox 0-0, 0-0, 0, 0; Hassan Adams 3-4, 4-4, 4, 11; Andre Iguodala 1-4, 0-0, 7, 2. TOTALS: 23-55, 19-23, 37 (3 team), 75.

Halftime: Kansas 38, Arizona 35. Three-point field goals: Kansas 8-26 (Collison 0-1, Langford 0-3, Hinrich 6-17, Miles 0-2, Lee 2-3); Arizona 10-22 (Walton 2-2, Anderson 3-5, Stoudamire 1-4, Gardner 3-10, Adams 1-1). Disqualifications: Miles. Officials: Tony Greene, Kerry Siltton, Ted Valentine. Attendance: 17,439.

MARCH 28, AT SAN ANTONIO

Texas 82, Connecticut 78

Connecticut: Ben Gordon 6-15, 2-4, 1, 16; Hilton Armstrong 0-0, 0-0, 1, 0; Taliek Brown 4-10, 1-3, 3, 9; Denham Brown 4-6, 0-2, 3, 8; Emeke Okafor 8-16, 5-6, 17, 21; Marcus White 1-4, 2-4, 4, 4; Mike Hayes 3-6, 2-3, 5, 8; Shamon Tooles 0-0, 0-0, 0, 0; Rashad Anderson 3-10, 0-1, 5, 8; Tony Robertson 1-4, 2-2, 1, 4. TOTALS: 30-71, 14-25, 41 (1 team), 78.

Texas: James Thomas 2-9, 9-13, 15, 13; Brandon Mouton 10-18, 3-4, 5, 27; T.J. Ford 3-15, 7-7, 4, 13; Brad Buckman 1-3, 0-0, 6, 2; Royal Ivey 2-6, 6-6, 6, 10; Sydmill Harris 0-3, 0-0, 0, 0; Deginald Erskin 1-4, 3-4, 4, 5; Jason Klotz 3-6, 0-0, 4, 6; Terrell Ross 0-0, 0-0, 0, 0; Brian Boddicker 2-5, 1-2, 4, 6. TOTALS: 24-69, 29-36, 52 (4 team), 82.

Halftime: Texas 44, Connecticut 38. Three-point field goals: Connecticut 4-13 (Gordon 2-6, Anderson 2-6, Robertson 0-1); Texas 5-18 (Mouton 4-7, Ford 0-4, Harris 0-3, Boddicker 1-4). Officials: Tom Eades, Bill Vinovich, Reginald Cofer. Attendance: 33,009.

MARCH 28, AT SAN ANTONIO

Michigan St. 60, Maryland 58

Michigan St.: Chris Hill 3-14, 0-0, 3, 8; Alan Anderson 4-8, 2-2, 5, 10; Kelvin Torbert 1-6, 0-0, 2, 2; Aloysius Anagonye 2-4, 0-0, 8, 4; Erazem Lorbek 1-3, 2-4, 1, 5; Rashi Johnson 0-1, 0-0, 1, 0; Maurice Ager 4-8, 0-0, 4, 10; Tim Bograkov 0-0, 0-0, 0, 0; Paul Davis 5-7, 3-3, 5, 13; Jason Adress 0-0, 0-0, 1, 0; Adam Ballinger 2-5, 3-3, 1, 8. TOTALS: 22-56, 10-12, 37 (6 team) 60.

Maryland: Calvin McCall 2-4, 0-0, 1, 4; Drew Nicholas 6-14, 5-5, 2, 18; Steve Blake 3-9, 4-4, 6, 11; Ryan Randle 2-10, 2-2, 4, 6; Tahj Holden 2-7, 4-6, 9, 8; Jamar Smith 3-6, 1-1, 5, 7; Andre Collins 0-1, 0-0, 1, 0; Travis Garrison 0-0, 0-0, 0, 0; John Gilchrist 2-3, 0-0, 2, 4; Nik Caner-Medley 0-0, 0-0, 2, 0. TOTALS: 20-54, 16-18, 33 (1 team), 58.

Halftime: Michigan St. 29, Maryland 24. Three-point field goals: Michigan St. 6-17 (Hill 2-7, Torbert 0-1, Lorbek 1-2, Johnson 0-1, Ager 2-4, Ballinger 1-2); Maryland 2-16 (McCall 0-1, Nicholas 1-7, Blake 1-5, Holden 0-2, Collins 0-1). Officials: Mike Klits, Ed Edsall, Edward Corbett. Attendance: 33,009.

MARCH 30, AT SAN ANTONIO

Texas 85, Michigan St. 76

Michigan St.: Chris Hill 3-7, 1-2, 2, 10; Alan Anderson 3-6, 3-3, 4, 9; Kelvin Torbert 3-6, 0-0, 3, 8; Aloysius Anagonye 2-3, 4-5, 4, 8; Erazem Lorbek 6-11, 1-2, 9, 14; Adam Wolfe 0-0, 0-0, 0, 0; Rashi Johnson 0-2, 0-0, 0, 0; Maurice Ager 3-7, 2-2, 2, 10; Tim Bograkov 0-0, 0-0, 1, 0; Paul Davis 4-9, 7-12, 7, 15; Adam Ballinger 1-3, 0-0, 2, 2. TOTALS: 25-54, 18-26, 38 (4 team), 76.

Texas: James Thomas 1-2, 3-5, 7, 5; Brandon Mouton 4-11, 7-10, 0, 16; T.J. Ford 4-12, 11-13, 1, 19; Brad Buckman 3-4, 5-6, 4, 11; Royal Ivey 1-3, 1-2, 6, 3; Sydmill Harris 4-6, 2-2, 0, 12; Deginald Erskin 0-0, 0-0, 0, 0; Jason Klotz 2-3, 0-0, 2, 4; Terrell Ross 0-0, 0-0, 0, 0; Brian Boddicker 6-10, 0-0, 6, 15. TOTALS: 25-51, 29-38, 28 (2 team), 85.

Halftime: Texas 43, Michigan St. 38. Three-point field goals: Michigan St. 8-16 (Hill 3-6, Torbert 2-3, Lorbek 1-2, Johnson 0-1, Ager 2-3, Ballinger 0-1); Texas 6-14 (Mouton 1-3, Ivey 0-1, Harris 2-4, Boddicker 3-6). Officials: Gerald Boudreaux, Bruce Hicks, Michael Stuart. Attendance: 30,169.

MARCH 28, AT ALBANY, NEW YORK

Oklahoma 65, Butler 54

Butler: Mike Monserez 2-3, 1-2, 7, 7; Lewis Curry 1-3, 2-2, 2, 5; Joel Cornette 9-17, 3-7, 8, 21; Darnell Archey 1-5, 3-3, 2, 6; Brandon Miller 2-7, 3-3, 0, 7; Duane Lightfoot 4-6, 0-0, 1, 8; Avery Sheets 0-1, 0-0, 0, 0; Rob Walls 0-0, 0-0, 0, 0; Bruce Horan 0-1, 0-0, 0, 0; Nick Gardner 0-0, 0-0, 0, 0; Mike Moore 0-0, 0-0, 0, 0. TOTALS: 19-43, 12-17, 21 (1 team), 54.

Oklahoma: De'Angelo Alexander 0-1, 2-2, 1, 2; Kevin Bookout 8-9, 0-0, 8, 16; Johnnie Gilbert 1-1, 0-0, 1, 2; Hollis Price 5-16, 0-0, 1, 12; Quannas White 0-4, 4-5, 6, 4; Blake Johnston 0-0, 0-0, 0, 0; Ebi Ere 11-19, 1-4, 8, 25; Jabahri Brown 2-5, 0-1, 11, 4; Jozsef Szendrei 0-0, 0-0, 1, 0. TOTALS: 27-55, 7-12, 39 (2 team), 65.

Halftime: Oklahoma 32, Butler 23. Three-point field goals: Butler 4-13 (Monserez 2-2, Curry 1-3, Archey 1-3, Miller 0-3, Sheets 0-1, Horan 0-1). Disqualifications: Gilbert. Officials: Tim Higgins, John Cahill, Michael Scyphers. Attendance: 15,093.

MARCH 28, AT ALBANY, NEW YORK

Syracuse 79, Auburn 78

Auburn: Marquis Daniels 12-21, 3-5, 9, 27; Marco Killingsworth 0-3, 2-2, 5, 2; Kyle Davis 1-6, 0-0, 6, 2; Derrick Bird 3-10, 2-2, 4, 11; Lewis Monroe 4-7, 1-2, 2, 12; Troy Gaines 0-0, 0-0, 0, 0; Brandon Robinson 2-8, 4-4, 9, 8; Nathan Watson 5-8, 2-2, 1, 16; Rodney Tucker 0-0, 0-0, 0, 0. TOTALS: 27-63, 14-17, 40 (4 team), 78.

Syracuse: Hakim Warrick 6-12, 3-4, 4, 15; Carmelo Anthony 7-17, 2-3, 8, 18; Craig Forth 0-1, 0-0, 1, 0; Kueth Duany 3-9, 4-4, 5, 12; Gerry McNamara 2-6, 4-5, 2, 9; Billy Edelin 1-2, 3-4, 6, 5; Jeremy McNeil 3-6, 0-0, 7, 6; Josh Pace 7-13, 0-1, 2, 14. TOTALS: 29-66, 16-21, 36 (1 team), 79.

Halftime: Syracuse 37, Auburn 27. Three-point field goals: Auburn 10-22 (Daniels 0-1, Bird 3-9, Monroe 3-5, Watson 4-7); Syracuse 5-14 (Anthony 2-4, Duany 2-6, McNamara 1-4). Disqualifications: Warrick. Officials: John Clougherty, John Higgins, Rick Hartzell. Attendance: 15,093.

MARCH 30, AT ALBANY, NEW YORK

Syracuse 63, Oklahoma 47

Syracuse: Hakim Warrick 6-9, 1-3, 9, 13; Carmelo Anthony 9-16, 1-2, 10, 20; Craig Forth 1-3, 0-0, 3, 2; Gerry McNamara 4-10, 0-0, 0, 9; Kueth Duany 3-7, 2-4, 5, 8; Josh Pace 0-0, 0-0, 0, 0; Billy Edelin 1-2, 7-10, 6, 9; Jeremy McNeil 1-1, 0-0, 2, 2. TOTALS: 25-48, 11-19, 40 (5 team), 63.

Oklahoma: De'Angelo Alexander 5-9, 2-4, 6, 14; Johnnie Gilbert 0-0, 0-0, 2, 0; Kevin Bookout 1-4, 0-0, 4, 2; Quannas White 1-8, 0-0, 0, 2; Hollis Price 3-17, 0-0, 0, 8; Ebi Ere 2-8, 3-6, 5, 7; Blake Johnston 2-6, 0-0, 1, 5; Jabahri Brown 4-6, 1-1, 7, 9; Jozsef Szendrei 0-0, 0-0, 1, 0. TOTALS: 18-58, 6-11, 28 (2 team), 47.

Halftime: Syracuse 30, Oklahoma 20. Three-point field goals: Syracuse 2-12 (Anthony 1-4, McNamara 1-6, Duany 0-2); Oklahoma 5-28 (Alexander 2-5, White 0-4, Price 2-11, Ere 0-4, Johnston 1-4). Disqualifications: Alexander. Officials: David Libbey, Bill Gracey, Terry Moore. Attendance: 15,207.

SEMIFINALS

APRIL 5, AT NEW ORLEANS

Kansas 94, Marquette 61

Marquette	FG-FGA	FTM-FTA	RB	PF	TP
Todd Townsend	0-3	1-2	2	3	1
Travis Diener	1-11	2-2	1	2	5
Robert Jackson	6-12	3-4	9	1	15
Dwayne Wade	7-15	4-8	6	3	19
Scott Merritt	5-14	2-2	11	1	12
Steve Novak	1-7	0-0	3	2	2
Karon Bradley	1-7	0-0	1	1	3
Terry Sanders	1-1	0-0	4	3	2
Joe Chapman	0-3	0-0	0	1	0
Chris Grimm	1-1	0-0	1	0	2
Jared Sichting	0-0	0-0	0	0	0
Tony Gries	0-0	0-0	0	0	0
Team			1		
TOTALS	23-74	12-18	39	17	61

Kansas	FG-FGA	FTM-FTA	RB	PF	TP
Keith Langford	11-14	1-3	5	1	23
Aaron Miles	7-12	2-3	5	2	18
Nick Collison	6-7	0-0	15	2	12



Syracuse freshman Gerry McNamara celebrates after hitting one of six three-pointers during the title game.

Kansas	FG-FGA	FTM-FTA	RB	PF	TP
Jeff Graves	2-4	1-4	9	4	5
Kirk Hinrich	6-13	3-4	1	1	18
Michael Lee	4-8	2-2	6	1	13
Bryant Nash	1-4	1-1	4	3	3
Jeff Hawkins	0-3	0-0	0	0	0
Stephen Vinson	0-2	0-0	1	1	0
Moulaye Niang	1-3	0-0	1	0	2
Brett Olson	0-1	0-0	2	0	0
Christian Moody	0-0	0-0	2	0	0
Team			1		
TOTALS	38-71	10-17	52	15	94

Halftime: Kansas 59, Marquette 30. Three-point field goals: Marquette: 3-16 (Diener 1-5, Wade 1-1, Townsend 0-1, Novak 0-5, Bradley 1-3, Chapman 0-1); Kansas: 8-19 (Langford 0-1, Miles 2-4, Hinrich 3-7, Lee 3-3, Nash 0-1, Hawkins 0-2, Vinson 0-1). Officials: Mike Kitts, Tom Lopes, Karl Hess. Attendance: 54,432.

APRIL 5, AT NEW ORLEANS

Syracuse 95, Texas 84

Syracuse	FG-FGA	FTM-FTA	RB	PF	TP
Carmelo Anthony	12-19	6-7	14	3	33
Gerry McNamara	6-12	4-4	3	2	19
Hakim Warrick	6-11	6-8	7	4	18
Craig Forth	0-0	2-4	4	5	2
Billy Edelin	2-6	1-2	3	2	5
Josh Pace.....	5-6	2-2	3	2	12

Syracuse	FG-FGA	FTM-FTA	RB	PF	TP
Jeremy McNeil	0-0	2-2	1	4	2
Kueth Duany	1-2	1-2	1	1	4
Team			1		
TOTALS	32-56	24-31	37	21	95

Texas	FG-FGA	FTM-FTA	RB	PF	TP
Brandon Mouton	9-23	2-2	3	3	25
T. J. Ford	3-8	5-6	4	4	12
Royal Ivey	1-8	2-2	0	3	4
James Thomas	4-7	5-11	9	3	13
Brad Buckman	6-6	2-5	7	5	14
Brian Boddicker	3-5	3-4	5	4	12
Sydmill Harris	1-5	0-0	0	1	3
Jason Klotz	0-0	1-2	1	2	1
Deginald Erskin	0-1	0-0	2	1	0
Terrell Ross	0-0	0-0	0	0	0
Team			3		
TOTALS	27-63	20-32	34	26	84

Halftime: Syracuse 48, Texas 45. Three-point field goals: Syracuse 7-13 (Anthony 3-4, McNamara 3-8, Duany 1-1); Texas 10-21 (Mouton 5-9, Ford 1-2, Ivey 0-1, Boddicker 3-4, Harris 1-5). Attendance: 54,432.

CHAMPIONSHIP

APRIL 7, AT NEW ORLEANS

Syracuse 81, Kansas 78

Syracuse	FG-FGA	FTM-FTA	RB	PF	TP
Carmelo Anthony	7-16	3-4	10	2	20
Gerry McNamara	6-13	0-0	0	2	18

Syracuse	FG-FGA	FTM-FTA	RB	PF	TP
Hakim Warrick	2-4	2-4	2	3	6
Billy Edelin	4-10	4-6	2	1	12
Craig Forth	3-4	0-1	3	5	6
Josh Pace	4-9	0-0	8	2	8
Kueth Duany	4-6	1-2	4	3	11
Jeremy McNeil	0-1	0-0	5	4	0
Team			2		
TOTALS	30-63	10-17	36	22	81

Kansas	FG-FGA	FTM-FTA	RB	PF	TP
Nick Collison	8-14	3-10	21	5	19
Kirk Hinrich	6-20	1-1	2	1	16
Jeff Graves	7-13	2-7	16	2	16
Aaron Miles	1-5	0-0	6	1	2
Keith Langford	7-9	5-10	2	5	19
Michael Lee	2-8	0-0	1	1	5
Bryant Nash	0-2	1-2	1	1	1
Team			3		
TOTALS	31-71	12-30	52	16	78

Halftime: Syracuse 53, Kansas 42. Three-point field goals: Syracuse 11-18 (Anthony 3-5, McNamara 6-10, Duany 2-3); Kansas 4-20 (Langford 0-1, Hinrich 3-12, Miles 0-2, Lee 1-5). Officials: Gerald Boudreaux, Reginald Cofer, Dick Cartmell. Attendance: 54,524.

History

Team Results

Year	Champion (Record)	Coach	Score	Runner-Up	Site	Championship Game Attendance	Championship Total Attendance
1939	Oregon (29-5)	Howard Hobson	46-33	Ohio St.	Evanston, Ill.	—	15,025
1940	Indiana (20-3)	Branch McCracken	60-42	Kansas	Kansas City, Mo.	—	36,880
1941	Wisconsin (20-3)	Harold Foster	39-34	Washington St.	Kansas City, Mo.	—	48,055
1942	Stanford (28-4)	Everett Dean	53-38	Dartmouth	Kansas City, Mo.	—	24,372
1943	Wyoming (31-2)	Everett Shelton	46-34	Georgetown	New York City	—	56,876
1944	Utah (21-4)	Vadal Peterson	42-40 (ot)	Dartmouth	New York City	—	59,369
1945	Oklahoma St. (27-4)	Henry Iba	49-45	New York U.	New York City	—	67,780
1946	Oklahoma St. (31-2)	Henry Iba	43-40	North Carolina	New York City	—	73,116
1947	Holy Cross (27-3)	Alvin Julian	58-47	Oklahoma	New York City	—	72,959
1948	Kentucky (36-3)	Adolph Rupp	58-42	Baylor	New York City	—	72,523
1949	Kentucky (32-2)	Adolph Rupp	46-36	Oklahoma St.	Seattle	—	66,077
1950	CCNY (24-5)	Nat Holman	71-68	Bradley	New York City	—	75,464
1951	Kentucky (32-2)	Adolph Rupp	68-58	Kansas St.	Minneapolis	—	110,645
1952	Kansas (28-3)	Forrest Allen	80-63	St. John's (N.Y.)	Seattle	—	115,712
1953	Indiana (23-3)	Branch McCracken	69-68	Kansas	Kansas City, Mo.	—	127,149
1954	La Salle (26-4)	Kenneth Loeffler	92-76	Bradley	Kansas City, Mo.	—	115,391
1955	San Francisco (28-1)	Phil Woolpert	77-63	La Salle	Kansas City, Mo.	—	116,983
1956	San Francisco (29-0)	Phil Woolpert	83-71	Iowa	Evanston, Ill.	—	132,513
1957	North Carolina (32-0)	Frank McGuire	54-53 (3 ot)	Kansas	Kansas City, Mo.	—	108,891
1958	Kentucky (23-6)	Adolph Rupp	84-72	Seattle	Louisville, Ky.	—	176,878
1959	California (25-4)	Pete Newell	71-70	West Virginia	Louisville, Ky.	—	161,809
1960	Ohio St. (25-3)	Fred Taylor	75-55	California	San Francisco	—	155,491
1961	Cincinnati (27-3)	Edwin Jucker	70-65 (ot)	Ohio St.	Kansas City, Mo.	—	169,520
1962	Cincinnati (29-2)	Edwin Jucker	71-59	Ohio St.	Louisville, Ky.	—	177,469
1963	Loyola (Ill.) (29-2)	George Ireland	60-58 (ot)	Cincinnati	Louisville, Ky.	—	153,065
1964	UCLA (30-0)	John Wooden	98-83	Duke	Kansas City, Mo.	—	140,790
1965	UCLA (28-2)	John Wooden	91-80	Michigan	Portland, Ore.	—	140,673

Year	Champion (Record)	Coach	Score	Runner-Up	Site	Championship Game Attendance	Championship Total Attendance
1966	UTEP (28-1)	Don Haskins	72-65	Kentucky	College Park, Md.	—	140,925
1967	UCLA (29-1)	John Wooden	79-64	Dayton	Louisville, Ky.	—	159,570
1968	UCLA (29-1)	John Wooden	78-55	North Carolina	Los Angeles	—	160,888
1969	UCLA (29-1)	John Wooden	92-72	Purdue	Louisville, Ky.	18,669	165,712
1970	UCLA (28-2)	John Wooden	80-69	Jacksonville	College Park, Md.	14,380	146,794
1971	UCLA (29-1)	John Wooden	68-62	* Villanova	Houston	31,765	207,200
1972	UCLA (30-0)	John Wooden	81-76	Florida St.	Los Angeles	15,063	147,304
1973	UCLA (30-0)	John Wooden	87-66	Memphis	St. Louis	19,301	163,160
1974	North Carolina St. (30-1)	Norm Sloan	76-64	Marquette	Greensboro, N.C.	15,742	154,112
1975	UCLA (28-3)	John Wooden	92-85	Kentucky	San Diego	15,151	183,857
1976	Indiana (32-0)	Bob Knight	86-68	Michigan	Philadelphia	17,540	202,502
1977	Marquette (25-7)	Al McGuire	67-59	North Carolina	Atlanta	16,086	241,610
1978	Kentucky (30-2)	Joe Hall	94-88	Duke	St. Louis	18,721	227,149
1979	Michigan St. (26-6)	Jud Heathcote	75-64	Indiana St.	Salt Lake City	15,410	262,101
1980	Louisville (33-3)	Denny Crum	59-54	* UCLA	Indianapolis	16,637	321,260
1981	Indiana (26-9)	Bob Knight	63-50	North Carolina	Philadelphia	18,276	347,414
1982	North Carolina (32-2)	Dean Smith	63-62	Georgetown	New Orleans	61,612	427,251
1983	North Carolina St. (26-10)	Jim Valvano	54-52	Houston	Albuquerque, N.M.	17,327	364,356
1984	Georgetown (34-3)	John Thompson	84-75	Houston	Seattle	38,471	397,481
1985	Villanova (25-10)	Rollie Massimino	66-64	Georgetown	Lexington, Ky.	23,124	422,519
1986	Louisville (32-7)	Denny Crum	72-69	Duke	Dallas	16,493	499,704
1987	Indiana (30-4)	Bob Knight	74-73	Syracuse	New Orleans	64,959	654,744
1988	Kansas (27-11)	Larry Brown	83-79	Oklahoma	Kansas City, Mo.	16,392	558,998
1989	Michigan (30-7)	Steve Fisher	80-79 (ot)	Seton Hall	Seattle	39,187	613,242
1990	UNLV (35-5)	Jerry Tarkanian	103-73	Duke	Denver	17,765	537,138
1991	Duke (32-7)	Mike Krzyzewski	72-65	Kansas	Indianapolis	47,100	665,707
1992	Duke (34-2)	Mike Krzyzewski	71-51	Michigan	Minneapolis	50,379	580,462
1993	North Carolina (34-4)	Dean Smith	77-71	Michigan	New Orleans	64,151	707,719
1994	Arkansas (31-3)	Nolan Richardson	76-72	Duke	Charlotte, N.C.	23,674	578,007
1995	UCLA (31-2)	Jim Harrick	89-78	Arkansas	Seattle	38,540	539,440
1996	Kentucky (34-2)	Rick Pitino	76-67	Syracuse	East Rutherford, N.J.	19,229	643,290
1997	Arizona (25-9)	Lute Olson	84-79 (ot)	Kentucky	Indianapolis	47,028	634,588
1998	Kentucky (35-4)	Tubby Smith	78-69	Utah	San Antonio	40,499	682,530
1999	Connecticut (34-2)	Jim Calhoun	77-74	Duke	St. Petersburg, Fla.	41,340	720,685
2000	Michigan St. (32-7)	Tom Izzo	89-76	Florida	Indianapolis	43,116	647,298
2001	Duke (35-4)	Mike Krzyzewski	82-72	Arizona	Minneapolis	45,994	612,089
2002	Maryland (32-4)	Gary Williams	64-52	Indiana	Atlanta	53,406	720,433
2003	Syracuse (30-5)	Jim Boeheim	81-78	Kansas	New Orleans	54,524	715,080

* Later vacated.

Highest Tournament Scoring Average

Year	Player, Team	G	FG	FTM	Pts.	Avg.
1939	Jim Hull, Ohio St.	3	22	14	58	19.3
1940	Howard Engleman, Kansas	3	18	3	39	13.0
	Bob Kinney, Rice	2	12	2	26	13.0
1941	Johnny Adams, Arkansas	2	21	6	48	24.0
1942	Chet Palmer, Rice	2	19	5	43	21.5
	Jim Pollard, Stanford	2	20	3	43	21.5
1943	John Hargis, Texas	2	21	17	59	29.5
1944	Nick Bozolich, Pepperdine	2	17	11	45	22.5
1945	Dick Wilkins, Oregon	2	19	6	44	22.0
1946	Bob Kurland, Oklahoma St.	3	28	16	72	24.0
1947	George Kaftan, Holy Cross	3	25	13	63	21.0
1948	Jack Nichols, Washington	2	13	13	39	19.5
1949	Alex Groza, Kentucky	3	31	20	82	27.3
1950	Sam Ranzino, North Carolina St.	3	25	25	75	25.0
1951	Bill Kukoy, North Carolina St.	3	25	19	69	23.0
1952	Clyde Lovellette, Kansas	4	53	35	141	35.3
1953	Bob Houbregs, Washington	4	57	25	139	34.8
1954	John Clune, Navy	3	30	19	79	26.3
1955	Terry Rand, Marquette	3	31	11	73	24.3
1956	Hal Lear, Temple	5	63	34	160	32.0
1957	Wilt Chamberlain, Kansas	4	40	41	121	30.3
1958	Wayne Embry, Miami (Ohio)	3	32	19	83	27.7
1959	Jerry West, West Virginia	5	57	46	160	32.0
1960	Jerry West, West Virginia	3	35	35	105	35.0
1961	Billy McGill, Utah	4	49	21	119	29.8
1962	Len Chappell, Wake Forest	5	45	44	134	26.8
1963	Barry Kramer, New York U.	3	31	38	100	33.3
1964	Jeff Mullins, Duke	4	50	16	116	29.0
1965	Bill Bradley, Princeton	5	65	47	177	35.4
1966	Jerry Chambers, Utah	4	55	33	143	35.8
1967	Lew Alcindor, UCLA	4	39	28	106	26.5
1968	Elvin Hayes, Houston	5	70	27	167	33.4
1969	Rick Mount, Purdue	4	49	24	122	30.5
1970	Austin Carr, Notre Dame	3	68	22	158	52.7

Year	Player, Team	G	FG	FTM	Pts.	Avg.	
1971	Austin Carr, Notre Dame	3	48	29	125	41.7	
1972	* Dwight Lamar, La.-Lafayette	3	41	18	100	33.3	
	Jim Price, Louisville	4	41	21	103	25.8	
1973	Larry Finch, Memphis	4	34	39	107	26.8	
1974	John Shumate, Notre Dame	3	35	16	86	28.7	
1975	Adrian Dantley, Notre Dame	3	29	34	92	30.7	
1976	Willie Smith, Missouri	3	38	18	94	31.3	
1977	Cedric Maxwell, Charlotte	5	39	45	123	24.6	
1978	Dave Corzine, DePaul	3	33	16	82	27.3	
1979	Larry Bird, Indiana St.	5	52	32	136	27.2	
1980	Joe Barry Carroll, Purdue	6	63	32	158	26.3	
1981	Al Wood, North Carolina	5	44	21	109	21.8	
1982	Oliver Robinson, UAB	3	27	12	66	22.0	
1983	Greg Stokes, Iowa	3	24	13	61	20.3	
1984	Roosevelt Chapman, Dayton	4	35	35	105	26.3	
1985	Kenny Walker, Kentucky	3	28	19	75	25.0	
1986	David Robinson, Navy	4	35	40	110	27.5	
Year	Player, Team	G	FG	3FG	FTM	Pts.	Avg.
1987	Fennis Dembo, Wyoming	3	25	11	23	84	28.0
1988	Danny Manning, Kansas	6	69	2	23	163	27.2
1989	Glen Rice, Michigan	6	75	7	27	184	30.7
1990	Bo Kimble, Loyola Marymount	4	51	15	26	143	35.8
1991	Terry Dehere, Seton Hall	4	34	12	17	97	24.3
1992	Jamal Mashburn, Kentucky	4	34	6	22	96	24.0
1993	Calbert Cheaney, Indiana	4	40	3	23	106	26.5
1994	Gary Collier, Tulsa	3	30	13	21	94	31.3
1995	Darryl Wilson, Mississippi St.	3	21	9	22	73	24.3
1996	Allen Iverson, Georgetown	4	38	12	23	111	27.8
1997	Dedric Willoughby, Iowa St.	3	24	14	12	74	24.7
1998	Khalid El-Amin, Connecticut	4	30	10	23	93	23.3
1999	Wally Szczerbiak, Miami (Ohio)	3	32	11	15	90	30.0
2000	Marcus Fizer, Iowa St.	4	32	2	14	80	20.0
2001	Jason Williams, Duke	6	52	23	27	154	25.7
2002	Caron Butler, Connecticut	4	32	8	34	106	26.5
2003	Dahntay Jones, Duke	3	25	8	16	74	24.7

* Later vacated.

Top 10 Single-Game Scoring Performances

Player, Team vs. Opponent, Year	Round	FG	FT	TP
Austin Carr, Notre Dame vs. Ohio, 1970	1st	25	11	61
Bill Bradley, Princeton vs. Wichita St., 1965	C*	22	14	58
Oscar Robertson, Cincinnati vs. Arkansas, 1958	C	21	14	56
Austin Carr, Notre Dame vs. Kentucky, 1970	2nd	22	8	52
Austin Carr, Notre Dame vs. TCU, 1971	1st	20	12	52
David Robinson, Navy vs. Michigan, 1987	1st	22	6	50
Elvin Hayes, Houston vs. Loyola (Ill.), 1968	1st	20	9	49
Hal Lear, Temple vs. Southern Methodist, 1956	C*	17	14	48
Austin Carr, Notre Dame vs. Houston, 1971	C	17	13	47
Dave Corzine, DePaul vs. Louisville, 1978	2nd	18	10	46

(Key: 1st—first round; 2nd—second round; RC—regional championship; C—regional consolation; C*—third-place game; F—championship game.)

Highest Tournament Rebounding Average

Year	Player, Team	G	Reb.	Avg.
1951	Bill Spivey, Kentucky	4	65	16.3
1957	John Green, Michigan St.	4	77	19.3
1958	Elgin Baylor, Seattle	5	91	18.2
1959	Oscar Robertson, Cincinnati	4	63	15.8
1960	Howard Joliff, Ohio	3	64	21.3
1961	Jerry Lucas, Ohio St.	4	73	18.3
1962	Mel Counts, Oregon St.	3	53	17.7
1963	Nate Thurmond, Bowling Green	3	70	23.3
1964	Paul Silas, Creighton	3	57	19.0
1965	James Ware, Oklahoma City	3	55	18.3
1966	Elvin Hayes, Houston	3	50	16.7
1967	Don May, Dayton	5	82	16.4
1968	Elvin Hayes, Houston	5	97	19.4
1969	Lew Alcindor, UCLA	4	64	16.0
1970	Artis Gilmore, Jacksonville	5	93	18.6
1971	* Clarence Glover, Western Ky.	5	89	17.8
	Collis Jones, Notre Dame	3	49	16.3
1972	Bill Walton, UCLA	4	64	16.0
1973	Bill Walton, UCLA	4	58	14.5
1974	Marvin Barnes, Providence	3	51	17.0
1975	Mike Franklin, Cincinnati	3	49	16.3
1976	Al Fleming, Arizona	3	39	13.0
1977	Phil Hubbard, Michigan	3	45	15.0
1978	Greg Kelsner, Michigan St.	3	37	12.3
1979	Larry Bird, Indiana St.	5	67	13.4
1980	Durand Macklin, LSU	3	31	10.3
1981	Cliff Levingston, Wichita St.	4	53	13.3
1982	Ed Pinckney, Villanova	3	30	10.0
1983	Akeem Olajuwon, Houston	5	65	13.0
1984	* Keith Lee, Memphis	3	37	12.3
	Akeem Olajuwon, Houston	5	57	11.4
1985	Karl Malone, Louisiana Tech	3	40	13.3
1986	David Robinson, Navy	4	47	11.8
1987	Derrick Coleman, Syracuse	6	73	12.2
1988	Pervis Ellison, Louisville	3	33	11.0
1989	Pervis Ellison, Louisville	3	31	10.3
	Stacey King, Oklahoma	3	31	10.3
1990	Dale Davis, Clemson	3	44	14.7
1991	Byron Houston, Oklahoma St.	3	36	12.0
	Perry Clark, Ohio St.	3	36	12.0
1992	Doug Edwards, Florida St.	3	32	10.7
1993	Chris Webber, Michigan	6	68	11.3
1994	Juwan Howard, Michigan	4	51	12.8
1995	Tim Duncan, Wake Forest	3	43	14.3
1996	Tim Duncan, Wake Forest	4	52	13.0
1997	Paul Pierce, Kansas	3	36	12.0
1998	Antawn Jamison, North Carolina	5	63	12.6
1999	Eduardo Najera, Oklahoma	3	35	11.7
2000	Eric Coley, Tulsa	4	43	10.8
2001	Dan Gadzuric, UCLA	3	36	12.0
2002	Drew Gooden, Kansas	5	61	12.2
2003	Nick Collison, Kansas	6	81	13.5

* Later vacated.

All-Time Rebounding Leaders

Player, Team (Years Completed)	G	Reb.	Avg.
Elvin Hayes, Houston (1966-67-68)	13	222	17.1
Lew Alcindor, UCLA (1967-68-69)	12	201	16.8
Jerry Lucas, Ohio St. (1960-61-62)	12	197	16.4
Bill Walton, UCLA (1972-73-74)	12	176	14.7
Christian Laettner, Duke (1989-90-91-92)	23	169	7.3
Paul Hogue, Cincinnati (1960-61-62)	12	160	13.3
Sam Lacey, New Mexico St. (1968-69-70)	11	157	14.3
Derrick Coleman, Syracuse (1987-88-89-90)	14	155	11.1
Akeem Olajuwon, Houston (1982-83-84)	15	153	10.2
Patrick Ewing, Georgetown (1982-83-84-85)	18	144	8.0

Top 10 Single-Game Rebounding Performances

Player, Team vs. Opponent, Year	Round	Reb.
Fred Cohen, Temple vs. Connecticut, 1956	RSF	34
Nate Thurmond, Bowling Green vs. Mississippi St., 1963	C	31
Jerry Lucas, Ohio St. vs. Kentucky, 1961	RC	30
Toby Kimball, Connecticut vs. St. Joseph's, 1965	1st	29
Elvin Hayes, Houston vs. Pacific (Cal.), 1966	C	28
Bill Russell, San Francisco vs. Iowa, 1956	F	27
John Green, Michigan St. vs. Notre Dame, 1957	2nd	27
Paul Silas, Creighton vs. Oklahoma City, 1964	1st	27
Elvin Hayes, Houston vs. Loyola (Ill.), 1968	1st	27
Howard Joliff, Ohio vs. Georgia Tech, 1960	2nd	26
Phil Hubbard, Michigan vs. Detroit, 1977	2nd	26

(Key: 1st—first round; 2nd—second round; RSF—regional semifinal; RC—regional championship; C—regional third-place game; F—championship game)

All-Time Rebounding Leaders

Player, Team (Years Completed)	G	Reb.	Avg.
Elvin Hayes, Houston (1966-67-68)	13	222	17.1
Lew Alcindor, UCLA (1967-68-69)	12	201	16.8
Jerry Lucas, Ohio St. (1960-61-62)	12	197	16.4
Bill Walton, UCLA (1972-73-74)	12	176	14.7
Christian Laettner, Duke (1989-90-91-92)	23	169	7.3
Paul Hogue, Cincinnati (1960-61-62)	12	160	13.3
Sam Lacey, New Mexico St. (1968-69-70)	11	157	14.3
Derrick Coleman, Syracuse (1987-88-89-90)	14	155	11.1
Akeem Olajuwon, Houston (1982-83-84)	15	153	10.2
Patrick Ewing, Georgetown (1982-83-84-85)	18	144	8.0

Top 10 Single-Game Rebounding Performances

Player, Team vs. Opponent, Year	Round	Reb.
Fred Cohen, Temple vs. Connecticut, 1956	RSF	34
Nate Thurmond, Bowling Green vs. Mississippi St., 1963	C	31
Jerry Lucas, Ohio St. vs. Kentucky, 1961	RC	30
Toby Kimball, Connecticut vs. St. Joseph's, 1965	1st	29
Elvin Hayes, Houston vs. Pacific (Cal.), 1966	C	28
Bill Russell, San Francisco vs. Iowa, 1956	F	27
John Green, Michigan St. vs. Notre Dame, 1957	2nd	27
Paul Silas, Creighton vs. Oklahoma City, 1964	1st	27
Elvin Hayes, Houston vs. Loyola (Ill.), 1968	1st	27
Howard Joliff, Ohio vs. Georgia Tech, 1960	2nd	26
Phil Hubbard, Michigan vs. Detroit, 1977	2nd	26

(Key: 1st—first round; 2nd—second round; RSF—regional semifinal; RC—regional championship; C—regional third-place game; F—championship game.)

All-Tournament Teams

*Most Outstanding Player.
#Participation in tournament vacated.

1939

Not chosen

1940

*Marv Huffman, Indiana
Jay McCreary, Indiana
Bob Menke, Indiana
Howard Engleman, Kansas
Bob Allen, Kansas

1941-51

Not chosen

1952

*Clyde Lovellette, Kansas
James Bredar, Illinois
John Kerr, Illinois
Dean Kelley, Kansas
Bob Zawoluk, St. John's (N.Y.)
Ron MacGilvray, St. John's (N.Y.)

1953

*B.H. Born, Kansas
Bob Leonard, Indiana
Don Schlundt, Indiana
Dean Kelley, Kansas
Bob Houbregs, Washington

1954

*Tom Gola, La Salle
Bob Carney, Bradley
Charlie Singley, La Salle
Jesse Arnette, Penn St.
Roy Irvin, Southern California

1955

*Bill Russell, San Francisco
Jim Ranglos, Colorado
Carl Cain, Iowa
Tom Gola, La Salle
K.C. Jones, San Francisco

1956

*Hal Lear, Temple
Carl Cain, Iowa
Bill Logan, Iowa
Hal Perry, San Francisco
Bill Russell, San Francisco

1957

*Wilt Chamberlain, Kansas
John Green, Michigan St.
Pete Brennan, North Carolina
Lennie Rosenbluth, North Carolina
Gene Brown, San Francisco

1958

*Elgin Baylor, Seattle
Johnny Cox, Kentucky
Vern Hatton, Kentucky
Charley Brown, Seattle
Guy Rodgers, Temple

1959

*Jerry West, West Virginia
Denny Fitzpatrick, California
Darrall Imhoff, California
Oscar Robertson, Cincinnati
Don Goldstein, Louisville

1960

*Jerry Lucas, Ohio St.
Darrall Imhoff, California
Oscar Robertson, Cincinnati
Mel Nowell, Ohio St.
Tom Sanders, New York U.

1961

*Jerry Lucas, Ohio St.
Carl Bouldin, Cincinnati
Bob Wiesenbahn, Cincinnati

Larry Siegfried, Ohio St.
#Jack Egan, St. Joseph's

1962

*Paul Hogue, Cincinnati
Tom Thacker, Cincinnati
John Havlicek, Ohio St.
Jerry Lucas, Ohio St.
Len Chappell, Wake Forest

1963

*Art Heyman, Duke
Ron Bonham, Cincinnati
Tom Thacker, Cincinnati
George Wilson, Cincinnati
Les Hunter, Loyola (Ill.)

1964

*Walt Hazzard, UCLA
Jeff Mullins, Duke
Willie Murrell, Kansas St.
Bill Buntin, Michigan
Gail Goodrich, UCLA

1965

*Bill Bradley, Princeton
Cazzie Russell, Michigan
Gail Goodrich, UCLA
Edgar Lacey, UCLA
Kenny Washington, UCLA

1966

*Jerry Chambers, Utah
Jack Marin, Duke
Louie Dampier, Kentucky
Pat Riley, Kentucky
Bobby Joe Hill, UTEP

1967

*Lew Alcindor, UCLA
Don May, Dayton
Elvin Hayes, Houston
Lucius Allen, UCLA
Mike Warren, UCLA

1968

*Lew Alcindor, UCLA
Larry Miller, North Carolina
Lucius Allen, UCLA
Lynn Shackelford, UCLA
Mike Warren, UCLA

1969

*Lew Alcindor, UCLA
Willie McCarter, Drake
Charlie Scott, North Carolina
Rick Mount, Purdue
John Vallely, UCLA

1970

*Sidney Wicks, UCLA
Artis Gilmore, Jacksonville
Jimmy Collins, New Mexico St.
Curtis Rowe, UCLA
John Vallely, UCLA

1971

*#Howard Porter, Villanova
#Hank Siemiontkowski, Villanova
#Jim McDaniels, Western Ky.
Steve Patterson, UCLA
Sidney Wicks, UCLA

1972

*Bill Walton, UCLA
Ron King, Florida St.
Jim Price, Louisville
Bob McAdoo, North Carolina
Keith Wilkes, UCLA

1973

*Bill Walton, UCLA
Steve Downing, Indiana
Larry Finch, Memphis
Larry Kenon, Memphis
Ernie DiGregorio, Providence

1974

*David Thompson, North Carolina St.
Maurice Lucas, Marquette

Tom Burleson, North Carolina St.
Monte Towe, North Carolina St.
Bill Walton, UCLA

1975

*Richard Washington, UCLA
Kevin Grevey, Kentucky
Allen Murphy, Louisville
Jim Lee, Syracuse
Dave Meyers, UCLA

1976

*Kent Benson, Indiana
Tom Abernethy, Indiana
Scott May, Indiana
Rickey Green, Michigan
Marques Johnson, UCLA

1977

*Butch Lee, Marquette
Bo Ellis, Marquette
Jerome Whitehead, Marquette
Walter Davis, North Carolina
Mike O'Koren, North Carolina
Cedric Maxwell, Charlotte

1978

*Jack Givens, Kentucky
Ron Brewer, Arkansas
Mike Gminski, Duke
Jim Spanarkel, Duke
Rick Robey, Kentucky

1979

*Earvin "Magic" Johnson, Michigan St.
Mark Aguirre, DePaul
Gary Garland, DePaul
Larry Bird, Indiana St.
Greg Kelsey, Michigan St.

1980

*Darrrell Griffith, Louisville
Rodney McCray, Louisville
Joe Barry Carroll, Purdue
#Rod Foster, UCLA
#Kiki Vandeweghe, UCLA

1981

*Isiah Thomas, Indiana
Jim Thomas, Indiana
Landon Turner, Indiana
Al Wood, North Carolina
Jeff Lamp, Virginia

1982

*James Worthy, North Carolina
Patrick Ewing, Georgetown
Eric Floyd, Georgetown
Michael Jordan, North Carolina
Sam Perkins, North Carolina

1983

*Akeem Olajuwon, Houston
Thurl Bailey, North Carolina St.
Sidney Lowe, North Carolina St.
Dereck Whittenburg, North Carolina St.
Milt Wagner, Louisville

1984

*Patrick Ewing, Georgetown
Michael Graham, Georgetown
Alvin Franklin, Houston
Akeem Olajuwon, Houston
Michael Young, Houston

1985

*Ed Pinckney, Villanova
Patrick Ewing, Georgetown
Harold Jensen, Villanova
Dwayne McClain, Villanova
Gary McLain, Villanova

1986

*Pervis Ellison, Louisville
Mark Alarie, Duke
Tommy Amaker, Duke
Johnny Dawkins, Duke
Billy Thompson, Louisville

1987

*Keith Smart, Indiana
Steve Alford, Indiana
Armon Gilliam, UNLV
Derrick Coleman, Syracuse
Sherman Douglas, Syracuse

1988

*Danny Manning, Kansas
Sean Elliott, Arizona
Milt Newton, Kansas
Stacey King, Oklahoma
Dave Sieger, Oklahoma

1989

*Glen Rice, Michigan
Danny Ferry, Duke
Rumeal Robinson, Michigan
Gerald Greene, Seton Hall
John Morton, Seton Hall

1990

*Anderson Hunt, UNLV
Phil Henderson, Duke
Dennis Scott, Georgia Tech
Stacey Augmon, UNLV
Larry Johnson, UNLV

1991

*Christian Laettner, Duke
Bobby Hurley, Duke
Bill McCaffrey, Duke
Mark Randall, Kansas
Anderson Hunt, UNLV

1992

*Bobby Hurley, Duke
Grant Hill, Duke
Christian Laettner, Duke
Jalen Rose, Michigan
Chris Webber, Michigan

1993

*Donald Williams, North Carolina
Jamal Mashburn, Kentucky
Chris Webber, Michigan
George Lynch, North Carolina
Eric Montross, North Carolina

1994

*Corliss Williamson, Arkansas
Corey Beck, Arkansas
Scotty Thurman, Arkansas
Grant Hill, Duke
Antonio Lang, Duke

1995

*Ed O'Bannon, UCLA
Clint McDaniel, Arkansas
Corliss Williamson, Arkansas
Bryant Reeves, Oklahoma St.
Toby Bailey, UCLA

1996

*Tony Delk, Kentucky
Ron Mercer, Kentucky
Marcus Camby, Massachusetts
Todd Burgan, Syracuse
John Wallace, Syracuse

1997

*Miles Simon, Arizona
Mike Bibby, Arizona
Ron Mercer, Kentucky
Scott Padgett, Kentucky
Bobby Jackson, Minnesota

1998

*Jeff Sheppard, Kentucky
Scott Padgett, Kentucky
Arthur Lee, Stanford
Michael Doleac, Utah
Andre Miller, Utah

1999

*Richard Hamilton, Connecticut
Ricky Moore, Connecticut
Khalid El-Amin, Connecticut
Trajan Langdon, Duke
Elton Brand, Duke

2000

*Mateen Cleaves, Michigan St.
Morris Peterson, Michigan St.
A.J. Granger, Michigan St.
Charlie Bell, Michigan St.
Udonis Haslem, Florida

2001

*Shane Battier, Duke
Mike Dunleavy, Duke

Jason Williams, Duke
Loren Woods, Arizona
Richard Jefferson, Arizona

2002

*Juan Dixon, Maryland
Lonny Baxter, Maryland
Chris Wilcox, Maryland
Dane Fife, Indiana
Kyle Hornsby, Indiana

2003

*Carmelo Anthony, Syracuse
Gerry McNamara, Syracuse
Nick Collison, Kansas
Kirk Hinrich, Kansas
Keith Langford, Kansas

Individual Records

(Note: *Indicates record later vacated.)

POINTS, GAME

61—Austin Carr, Notre Dame (112) vs. Ohio (82), first round, 1970.

POINTS, TOURNAMENT

184—Glen Rice, Michigan, 1989 (23 vs. Xavier, 36 vs. South Ala., 34 vs. North Carolina, 32 vs. Virginia, 28 vs. Illinois, 31 vs. Seton Hall).

FIELD GOALS, GAME

25—Austin Carr, Notre Dame (112) vs. Ohio (82), first round, 1970.

FIELD GOALS, TOURNAMENT

75—Glen Rice, Michigan, 1989.

FIELD GOALS ATTEMPTED, GAME

44—Austin Carr, Notre Dame (112) vs. Ohio (82), first round, 1970.

FIELD GOALS ATTEMPTED, TOURNAMENT

138—*Jim McDaniels, Western Ky., 1971.

FIELD-GOAL PERCENTAGE, GAME (Minimum 11 made)

100.0%—Kenny Walker, Kentucky (71) vs. Western Ky. (64), second round, 1986 (11-11).

FIELD-GOAL PERCENTAGE, TOURNAMENT (Minimum five made per game)

78.8%—Christian Laettner, Duke, 1989 (26-33), (5 games).

THREE-POINT FIELD GOALS, GAME

11—Jeff Fryer, Loyola Marymount (149) vs. Michigan (115), second round, 1990.

THREE-POINT FIELD GOALS, TOURNAMENT

27—Glen Rice, Michigan, 1989.

THREE-POINT FIELD GOALS ATTEMPTED, GAME

22—Jeff Fryer, Loyola Marymount (101) vs. Arkansas (120), second round, 1989.

THREE-POINT FIELD GOALS ATTEMPTED, TOURNAMENT

66—Jason Williams, Duke, 2001.

THREE-POINT FIELD GOAL PERCENTAGE, GAME (Minimum seven made)

100%—John Goldsberry, UNC Wilmington (73) vs. Maryland (75), first round, 2003 (8-8); Sam Cassell, Florida St. (94) vs. Tulane (63), second round, 1993 (7-7).

THREE-POINT FIELD GOAL PERCENTAGE, TOURNAMENT (Minimum 1.5 made per game)

100%—Ranzino Smith, North Carolina, 1987 (6-6), (4 games); John Goldsberry, UNC Wilmington, 2003 (8-8), (one game).

FREE THROWS MADE, GAME

23—Bob Carney, Bradley (76) vs. Colorado (64), second round, 1954; Travis Mays, Texas (100) vs. Georgia (88), first round, 1990.

FREE THROWS MADE, TOURNAMENT

55—Bob Carney, Bradley, 1954 (5 games).

FREE THROWS ATTEMPTED, GAME

27—David Robinson, Navy (97) vs. Syracuse (85), second round, 1986; Travis Mays, Texas (100) vs. Georgia (88), first round, 1990.

FREE THROWS ATTEMPTED, TOURNAMENT

71—Jerry West, West Virginia, 1959 (5 games).

FREE THROWS ATTEMPTED, CAREER

167—Christian Laettner, Duke, 1989-90-91-92 (23 games).

FREE-THROW PERCENTAGE, GAME (Minimum 16 made)

100%—Bill Bradley, Princeton (81) vs. St. Joseph's (82), first round, 1963 (16-16); Fennis Dembo, Wyoming (78) vs. UCLA (68), second round, 1987 (16-16).

FREE-THROW PERCENTAGE, TOURNAMENT (Minimum 2.5 made per game)

100%—Arthur Lee, Stanford, 1998 (35-35), (5 games).

REBOUNDS, GAME

34—Fred Cohen, Temple (65) vs. Connecticut (59), regional semifinal, 1956.

REBOUNDS, TOURNAMENT

97—Elvin Hayes, Houston, 1968 (5 games).

ASSISTS, GAME

18—Mark Wade, UNLV (93) vs. Indiana (97), national semifinal, 1987.

ASSISTS, TOURNAMENT

61—Mark Wade, UNLV, 1987 (5 games).

BLOCKED SHOTS, GAME

11—Shaquille O'Neal, LSU (94) vs. Brigham Young (83), first round, 1992.

BLOCKED SHOTS, TOURNAMENT

23—David Robinson, Navy, 1986 (4 games).

STEALS, GAME

8—Darrell Hawkins, Arkansas (94) vs. Holy Cross (64), first round, 1993; Grant Hill, Duke (77) vs. California (82), second round, 1993; Duane Clemens, Ball St. (57) vs. UCLA (65), first round, 2000.

STEALS, TOURNAMENT

23—Mookie Blaylock, Oklahoma, 1988 (6 games).

Team Records

(Note: *Indicates record later vacated.)

(Three-game minimum for series records and percentages)**POINTS, GAME**

149—Loyola Marymount vs. Michigan (115), second round, 1990.

POINTS, TOURNAMENT

571—UNLV, 1990 (102 vs. Ark.-Little Rock, 76 vs. Ohio St., 69 vs. Ball St., 131 vs. Loyola Marymount, 90 vs. Georgia Tech, 103 vs. Duke).

FIELD GOALS, GAME

52—Iowa (121) vs. Notre Dame (106), regional third place, 1970.

FIELD GOALS, TOURNAMENT

218—UNLV, 1977 (5 games).

FIELD GOALS ATTEMPTED, GAME

112—Marshall (101) vs. La.-Lafayette (112), first round, 1972.

FIELD GOALS ATTEMPTED, TOURNAMENT

442—*Western Ky., 1971 (5 games).

FIELD-GOAL PERCENTAGE, GAME

80.0%—Oklahoma St. (87) vs. Tulane (71), second round, 1992 (23-35).

FIELD-GOAL PERCENTAGE, TOURNAMENT

60.4%—North Carolina, 1975 (113-187) (3 games).

THREE-POINT FIELD GOALS, GAME

21—Loyola Marymount (149) vs. Michigan (115), second round, 1990.

THREE-POINT FIELD GOALS, TOURNAMENT

60—Arkansas, 1995 (6 games); Duke, 2001 (6 games).

THREE-POINT FIELD GOALS ATTEMPTED, GAME

43—St. Joseph's (81) vs. Boston College (77), second round, 1997.

THREE-POINT FIELD GOALS ATTEMPTED, TOURNAMENT

175—Duke, 2001 (6 games).

THREE-POINT FIELD GOAL PERCENTAGE, GAME (Minimum seven made)

88.9%—Kansas St. (82) vs. Georgia (79) (ot), first round, 1987 (8-9).

THREE-POINT FIELD GOAL PERCENTAGE, TOURNAMENT (Minimum 12 made)

60.9%—Indiana, 1989 (14-23) (3 games).

FREE THROWS MADE, GAME

43—Arizona (87) vs. Illinois (78), regional final, 2001.

FREE THROWS MADE, TOURNAMENT

146—Bradley, 1954 (5 games).

FREE THROWS ATTEMPTED, GAME

56—Arizona (87) vs. Illinois (81), regional final, 2001.

FREE THROWS ATTEMPTED, TOURNAMENT

194—Bradley, 1954 (5 games).

FREE-THROW PERCENTAGE, GAME (Minimum 17 made)

100%—Fordham (100) vs. South Carolina (90), regional third place, 1971 (22-22); Kentucky (74) vs. Utah (54), MW 2nd, 2003 (18-18); Dayton (49) vs. Villanova (51), South 1st, 1985 (17-17); Villanova (80) vs. Kentucky (74), South RSF, 1988 (17-17).

FREE-THROW PERCENTAGE, TOURNAMENT

87.0%—St. John's (N.Y.), 1969 (47-54) (3 games).

REBOUNDS, GAME

86—Notre Dame (94) vs. Tennessee Tech (61), first round, 1958.

REBOUNDS, TOURNAMENT

306—Houston, 1968 (5 games).

ASSISTS, GAME

36—North Carolina (123) vs. Loyola Marymount (97), second round, 1988.

ASSISTS, TOURNAMENT

143—Kentucky, 1996 (6 games)

BLOCKED SHOTS, GAME

14—Kentucky (94) vs. UCLA (68), regional semifinal, 1998.

BLOCKED SHOTS, TOURNAMENT

48—Kentucky, 1998 (6 games).

STEALS, GAME

19—Providence (90) vs. Austin Peay (87) (ot), second round, 1987; Connecticut (76) vs. Boston U. (52), first round, 1990.

STEALS, TOURNAMENT

72—Oklahoma, 1988 (6 games).

Won-Lost Records in Tournament Play

Team (Years Participated)	Yrs.	Won	Lost	Pct.	1st	2nd	3rd	4th
Air Force (1960-62)	2	0	2	.000	0	0	0	0
Akron (1986)	1	0	1	.000	0	0	0	0
Alabama (1975-76-82-83-84-85-86-89-90-91-92-94-95-2002-03)*	15	14	15	.483	0	0	0	0
UAB (1981-82-83-84-85-86-87-90-94-99)	10	6	10	.375	0	0	0	0
Alabama St. (2001)	1	0	1	.000	0	0	0	0
Alcorn St. (1980-82-83-84-99-2002)	6	3	6	.333	0	0	0	0
Appalachian St. (1979-2000)	2	0	2	.000	0	0	0	0
Arizona (1951-76-77-85-86-87-88-89-90-91-92-93-94-95-96-97-98-99-2000-01-02-03)	22	37	21	.638	1	1	2	0
Arizona St. (1958-61-62-63-64-73-75-80-81-91-95-2003)	12	12	13	.480	0	0	0	0
Arkansas (1941-45-49-58-77-78-79-80-81-82-83-84-85-88-89-90-91-92-93-94-95-96-98-99-2000-01)	26	39	26	.600	1	1	4	0
Ark.-Little Rock (1986-89-90)	3	1	3	.250	0	0	0	0
Arkansas St. (1999)	1	0	1	.000	0	0	0	0
Auburn (1984-85-86-87-88-99-2000-03)	8	12	8	.579	0	0	0	0
Austin Peay (1974-87-96-2003)*	4	1	4	.200	0	0	0	0
Ball St. (1981-86-89-90-93-95-2000)	7	3	7	.300	0	0	0	0
Baylor (1946-48-50-88)	4	3	6	.333	0	1	0	1
Boise St. (1976-88-93-94)	4	0	4	.000	0	0	0	0
Boston College (1958-67-68-75-81-82-83-85-94-96-97-2001-02)	13	17	14	.548	0	0	0	0
Boston U. (1959-83-88-90-97-2002)	6	2	6	.250	0	0	0	0
Bowling Green (1959-62-63-68)	4	1	5	.167	0	0	0	0
Bradley (1950-54-55-80-86-88-96)	7	9	7	.563	0	2	0	0
Brigham Young (1950-51-57-65-69-71-72-79-80-81-84-87-88-90-91-92-93-95-2001-03)	20	11	23	.324	0	0	0	0
Brown (1939-86)	2	0	2	.000	0	0	0	0
Bucknell (1987-89)	2	0	2	.000	0	0	0	0
Butler (1962-97-98-2000-01-03)	6	5	6	.455	0	0	0	0
California (1946-57-58-59-60-90-93-94-96-97-2001-02-03)	13	18	13	.581	1	1	0	1
UC Santa Barb. (1988-90-2002)	3	1	3	.250	0	0	0	0
Cal St. Fullerton (1978)	1	2	1	.667	0	0	0	0
Cal St. L.A. (1974)	1	0	1	.000	0	0	0	0
Cal St. Northridge (2001)	1	0	1	.000	0	0	0	0
Campbell (1992)	1	0	1	.000	0	0	0	0
Canisius (1955-56-57-96)	4	6	4	.600	0	0	0	0
Catholic (1944)	1	0	2	.000	0	0	0	0
Central Conn. St. (2000-02)	2	0	2	.000	0	0	0	0
UCF (1994-96)	2	0	2	.000	0	0	0	0
Central Mich. (1975-77-87-2003)	4	3	4	.429	0	0	0	0
Col. of Charleston (1994-97-98-99)	4	1	4	.200	0	0	0	0
Charleston So. (1997)	1	0	1	.000	0	0	0	0
Charlotte (1977-88-92-95-97-98-99-2001-02)	9	7	10	.412	0	0	0	1
Chattanooga (1981-82-83-88-93-94-95-97)	8	3	8	.273	0	0	0	0
Cincinnati (1958-59-60-61-62-63-66-75-76-77-92-93-94-95-96-97-98-99-2000-01-02-03)	22	38	21	.644	2	1	3	0
CCNY (1947-50)	2	4	2	.667	1	0	0	1
Clemson (1980-87-89-90-96-97-98)	7	8	7	.533	0	0	0	0
Cleveland St. (1986)	1	2	1	.667	0	0	0	0
Coastal Caro. (1991-93)	2	0	2	.000	0	0	0	0
Colgate (1995-96)	2	0	2	.000	0	0	0	0
Colorado (1940-42-46-54-55-62-63-69-97-2003)	10	9	12	.429	0	0	2	0
Colorado St. (1954-63-65-66-69-89-90-2003)	8	3	9	.250	0	0	0	0
Columbia (1948-51-68)	3	2	4	.333	0	0	0	0
Connecticut (1951-54-56-57-58-59-60-63-64-65-67-76-79-90-91-92-94-95-96-98-99-2000-02-03)	24	32	24	.571	1	0	0	0
Coppin St. (1990-93-97)	3	1	3	.250	0	0	0	0
Cornell (1954-88)	2	0	3	.000	0	0	0	0
Creighton (1941-62-64-74-75-78-81-89-91-99-2000-01-02-03)	14	9	15	.375	0	0	0	0
Dartmouth (1941-42-43-44-56-58-59)	7	10	7	.588	0	2	0	0
Davidson (1966-68-69-70-86-2002)	6	5	7	.417	0	0	0	0
Dayton (1952-65-66-67-69-70-74-84-85-90-2000-03)	12	13	14	.481	0	1	0	0
Delaware (1992-93-98-99)	4	0	4	.000	0	0	0	0
DePaul (1943-53-56-59-60-65-76-78-79-80-81-82-84-85-86-87-88-89-91-92-2000)*	21	20	24	.455	0	0	2	0

Team (Years Participated)	Yrs.	Won	Lost	Pct.	1st	2nd	3rd	4th
Detroit (1962-77-79-98-99)	5	3	5	.375	0	0	0	0
Drake (1969-70-71)	3	5	3	.625	0	0	1	0
Drexel (1986-94-95-96)	4	1	4	.200	0	0	0	0
Duke (1955-60-63-64-66-78-79-80-84-85-86-87-88-89-90-91-92-93-94-96-97-98-99-2000-01-02-03)	27	77	24	.762	3	6	4	0
Duquesne (1940-52-69-71-77)	5	4	5	.444	0	0	1	0
East Caro. (1972-93)	2	0	2	.000	0	0	0	0
East Tenn. St. (1968-89-90-91-92-2003)	6	2	7	.222	0	0	0	0
Eastern Ill. (1992-2001)	2	0	2	.000	0	0	0	0
Eastern Ky. (1953-59-65-72-79)	5	0	5	.000	0	0	0	0
Eastern Mich. (1988-91-96-98)	4	3	4	.429	0	0	0	0
Evansville (1982-89-92-93-99)	5	1	5	.167	0	0	0	0
Fairfield (1986-87-97)	3	0	3	.000	0	0	0	0
Fairleigh Dickinson (1985-88-98)	3	0	3	.000	0	0	0	0
Florida (1989-94-95-99-2000-01-02-03)*	8	13	8	.619	0	1	1	0
Florida A&M (1999)	1	0	1	.000	0	0	0	0
Florida Atlantic (2002)	1	0	1	.000	0	0	0	0
Florida Int'l (1995)	1	0	1	.000	0	0	0	0
Florida St. (1968-72-78-80-88-89-91-92-93-98)	10	12	10	.545	0	1	0	0
Fordham (1953-54-71-92)	4	2	4	.333	0	0	0	0
Fresno St. (1981-82-84-2000-01)	5	2	5	.286	0	0	0	0
Furman (1971-73-74-75-78-80)	6	1	7	.125	0	0	0	0
George Mason (1989-99-2001)	3	0	3	.000	0	0	0	0
George Washington (1954-61-93-94-96-98-99)	7	3	7	.300	0	0	0	0
Georgetown (1943-75-76-79-80-81-82-83-84-85-86-87-88-89-90-91-92-94-95-96-97-2001)	22	38	21	.644	1	3	0	0
Georgia (1983-87-90-91-96-97-2001-02)*	8	6	8	.429	0	0	1	0
Ga. Southern (1983-87-92)	3	0	3	.000	0	0	0	0
Georgia St. (1991-2001)	2	7	2	.333	0	0	0	0
Georgia Tech (1960-85-86-87-88-89-90-91-92-93-96-2001)	12	16	12	.571	0	0	1	0
Gonzaga (1995-99-2000-01-02-03)	6	8	6	.571	0	0	0	0
Hampton (2001-02)	2	1	2	.333	0	0	0	0
Hardin-Simmons (1953-57)	2	0	2	.000	0	0	0	0
Harvard (1946)	1	0	2	.000	0	0	0	0
Hawaii (1972-94-2001-02)	4	0	4	.000	0	0	0	0
Hofstra (1976-77-2000-01)	4	0	4	.000	0	0	0	0
Holy Cross (1947-48-50-53-56-77-80-93-2001-02-03)	11	7	11	.389	1	0	1	0
Houston (1956-61-65-66-67-68-70-71-72-73-78-81-82-83-84-87-90-92)	18	26	23	.531	0	2	2	1
Houston Baptist (1984)	1	0	1	.000	0	0	0	0
Howard (1981-92)	2	0	2	.000	0	0	0	0
Idaho (1981-82-89-90)	4	1	4	.200	0	0	0	0
Idaho St. (1953-54-55-56-57-58-59-60-74-77-87)	11	8	13	.381	0	0	0	0
Illinois (1942-49-51-52-63-81-83-84-85-86-87-88-89-90-93-94-95-97-98-2000-01-02-03)	23	30	24	.556	0	0	4	0
Ill.-Chicago (1998-2002)	2	0	2	.000	0	0	0	0
Illinois St. (1983-84-85-90-97-98)	6	3	6	.333	0	0	0	0
Indiana (1940-53-54-58-67-73-75-76-78-80-81-82-83-84-86-87-88-89-90-91-92-93-94-95-96-97-98-99-2000-01-02-03)	32	58	27	.682	5	1	2	0
Indiana St. (1979-2000-01)	3	4	3	.571	0	1	0	0
IUPUI (2003)	1	0	1	.000	0	0	0	0
Iona (1979-84-85-98-2000-01)*	6	0	6	.000	0	0	0	0
Iowa (1955-56-70-79-80-81-82-83-85-86-87-88-89-91-92-93-96-97-99-2001)	20	27	22	.551	0	1	0	2
Iowa St. (1944-85-86-88-89-92-93-95-96-97-2000-01)	12	11	12	.478	0	0	1	0
Jackson St. (1997-2000)	2	0	2	.000	0	0	0	0
Jacksonville (1970-71-73-79-86)	5	4	5	.444	0	1	0	0
James Madison (1981-82-83-94)	4	3	4	.429	0	0	0	0
Kansas (1940-42-52-53-57-60-66-67-71-74-75-78-81-84-85-86-87-88-90-91-92-93-94-95-96-97-98-99-2000-01-02-03)	32	70	32	.686	2	5	3	2
Kansas St. (1948-51-56-58-59-61-64-68-70-72-73-75-77-80-81-82-87-88-89-90-93-96)	22	27	26	.509	0	1	0	3
Kent St. (1999-2001-02)	3	4	3	.571	0	0	0	0
Kentucky (1942-45-48-49-51-52-55-56-57-58-59-61-62-64-66-68-69-70-71-72-73-75-77-78-80-81-82-83-84-85-86-87-92-93-94-95-96-97-98-99-2000-01-02-03)*	44	92	39	.702	7	3	3	0
La Salle (1954-55-68-75-78-80-83-88-89-90-92)	11	11	10	.524	1	1	0	0
Lafayette (1957-99-2000)	3	0	4	.000	0	0	0	0
Lamar (1979-80-81-83-2000)	5	5	5	.500	0	0	0	0
Lebanon Valley (1953)	1	1	2	.333	0	0	0	0
Lehigh (1985-88)	2	0	2	.000	0	0	0	0
Liberty (1994)	1	0	1	.000	0	0	0	0
Long Beach St. (1970-77-93-95)*	4	1	5	.167	0	0	0	0
Long Island (1981-84-97)	3	0	3	.000	0	0	0	0
La.-Lafayette(1982-83-92-94-2000)*	5	1	5	.167	0	0	0	0
La.-Monroe (1982-86-90-91-92-93-96)	7	0	7	.000	0	0	0	0
LSU (1953-54-79-80-81-84-85-86-87-88-89-90-91-92-93-2000-03)	17	19	20	.487	0	0	1	2
Louisiana Tech (1984-85-87-89-91)	5	4	5	.444	0	0	0	0
Louisville (1951-59-61-64-67-68-72-74-75-77-78-79-80-81-82-83-84-86-88-89-90-92-93-94-95-96-97-99-2000-03)	30	49	32	.605	2	0	3	2
Loyola (Ill.) (1963-64-66-68-85)	5	9	4	.692	1	0	0	0
Loyola (La.) (1954-57-58)	3	0	3	.000	0	0	0	0
Loyola (Md.) (1994)	1	0	1	.000	0	0	0	0
Loyola Marymount (1961-88-89-90)*	4	5	4	.556	0	0	0	0
Manhattan (1956-58-93-95-2003)	5	2	6	.250	0	0	0	0
Marist (1986-87)	2	0	2	.000	0	0	0	0
Marquette (1955-59-61-68-69-71-72-73-74-75-76-77-78-79-80-82-83-93-94-96-97-2002-03)	23	32	24	.571	1	1	1	0
Marshall (1956-72-84-85)*	4	0	4	.000	0	0	0	0
Maryland (1958-73-75-80-81-83-84-85-86-94-95-96-97-98-99-2000-01-02-03)*	19	33	18	.647	1	0	1	0
Massachusetts (1962-92-93-94-95-96-97-98)	8	11	7	.611	0	0	1	0
McNeese St. (1989-2002)	2	0	2	.000	0	0	0	0
Memphis (1955-56-62-73-76-88-89-92-93-95-96-2003)*	12	9	12	.429	0	1	0	0
Mercer (1981-85)	2	0	2	.000	0	0	0	0
Miami (Fla.) (1960-98-99-2000-02)	5	3	5	.375	0	0	0	0
Miami (Ohio) (1953-55-57-58-66-69-71-73-78-84-85-86-92-95-97-99)	16	6	18	.250	0	0	0	0

Team (Years Participated)

	Yrs.	Won	Lost	Pct.	1st	2nd	3rd	4th
Michigan (1948-64-65-66-74-75-76-77-85-86-87-88-89-90-94-95)	16	30	15	.667	1	2	1	0
Michigan St. (1957-59-78-79-85-86-90-91-92-94-95-98-99-2000-01-02-03)	17	36	16	.692	2	0	2	1
Middle Tenn. (1975-77-82-85-87-89)	6	2	6	.250	0	0	0	0
Minnesota (1982-89-90-94-95-97-99)*	7	11	7	.611	0	0	1	0
Mississippi (1981-97-98-99-2001)	5	3	5	.375	0	0	0	0
Mississippi St. (1963-91-95-96-2002-03)	6	8	6	.571	0	0	1	0
Mississippi Val. (1986-92-96)	3	0	3	.000	0	0	0	0
Missouri (1944-76-78-80-81-82-83-86-87-88-89-90-92-93-94-95-99-2000-01-02-03)	21	18	21	.462	0	0	0	0
Monmouth (1996-2001)	2	0	2	.000	0	0	0	0
Montana (1975-91-92-97-2002)	5	1	6	.143	0	0	0	0
Montana St. (1951-86-96)	3	0	3	.000	0	0	0	0
Morehead St. (1956-57-61-83-84)	5	4	6	.400	0	0	0	0
Mount St. Mary's (1995-99)	2	0	2	.000	0	0	0	0
Murray St. (1964-69-88-90-91-92-95-97-98-99-2002)	11	1	11	.083	0	0	0	0
Navy (1947-53-54-59-60-85-86-87-94-97-98)	11	8	12	.400	0	0	0	0
Nebraska (1986-91-92-93-94-98)	6	0	6	.000	0	0	0	0
Nevada (1984-85)	2	0	2	.000	0	0	0	0
UNLV (1975-76-77-83-84-85-86-87-88-89-90-91-98-2000)	14	30	13	.698	1	0	3	0
New Mexico (1968-74-78-91-93-94-96-97-98-99)	10	6	11	.353	0	0	0	0
New Mexico St. (1952-59-60-67-68-69-70-71-75-79-90-91-92-93-94-99)	16	10	18	.357	0	0	1	0
New Orleans (1987-91-93-96)	4	1	4	.200	0	0	0	0
New York U. (1943-45-46-60-62-63)	6	9	9	.500	0	1	0	1
Niagara (1970)	1	1	2	.333	0	0	0	0
Nicholls St. (1995-98)	2	0	2	.000	0	0	0	0
North Carolina (1941-46-57-59-67-68-69-72-75-76-77-78-79-80-81-82-83-84-85-86-87-88-89-90-91-92-93-94-95-96-97-98-99-2000-01)	35	81	35	.698	3	4	6	2
UNC Asheville (2003)	1	0	1	.000	0	0	0	0
UNC Greensboro (1996-2001)	2	0	2	.000	0	0	0	0
UNC Wilmington (2000-02-03)	3	1	3	.250	0	0	0	0
N.C. A&T (1982-83-84-85-86-87-88-94-95)	9	0	9	.000	0	0	0	0
North Carolina St. (1950-51-52-54-56-65-70-74-80-82-83-85-86-89-91-2002-03)*	17	28	16	.636	2	0	1	0
North Texas (1988)	1	0	1	.000	0	0	0	0
Northeastern (1981-82-84-85-86-87-91)	7	3	7	.300	0	0	0	0
Northern Ariz. (1998-2000)	2	0	2	.000	0	0	0	0
Northern Ill. (1982-91-96)	3	0	3	.000	0	0	0	0
Northern Iowa (1990)	1	1	1	.500	0	0	0	0
Northwestern St. (2001)	1	0	1	.000	0	0	0	0
Notre Dame (1953-54-57-58-60-63-65-69-70-71-74-75-76-77-78-79-80-81-85-86-87-88-89-90-2001-02-03)	27	29	31	.483	0	0	0	1
Ohio (1960-61-64-65-70-72-74-83-85-94)	10	4	11	.267	0	0	0	0
Ohio St. (1939-44-45-46-50-60-61-62-68-71-80-82-83-85-87-90-91-92-99-2000-01-02)	22	37	21	.638	1	3	5	0
Oklahoma (1939-43-47-79-83-84-85-86-87-88-89-90-92-95-96-97-98-99-2000-01-02-03)	22	30	22	.577	0	2	2	0
Oklahoma City (1952-53-54-55-56-57-63-64-65-66-73)	11	8	13	.381	0	0	0	0
Oklahoma St. (1945-46-49-51-53-54-58-65-83-91-92-93-94-95-98-99-2000-01-02-03)	20	31	19	.620	2	1	1	1
Old Dominion (1980-82-85-86-92-95-97)	7	2	7	.222	0	0	0	0
Oral Roberts (1974-84)	2	2	2	.500	0	0	0	0
Oregon (1939-45-60-61-95-2000-02-03)	8	9	7	.563	1	0	0	0
Oregon St. (1947-49-55-62-63-64-66-75-84-85-88-89-90)*	13	10	16	.385	0	0	0	2
Pacific (Cal.) (1966-67-71-79-97)	5	2	6	.250	0	0	0	0
Pennsylvania (1953-70-71-72-73-74-75-78-79-80-82-85-87-93-94-95-99-2000-02-03)	20	13	22	.371	0	0	0	1
Penn St. (1942-52-54-55-65-91-96-2001)	8	9	10	.474	0	0	1	0
Pepperdine (1944-62-76-79-82-83-85-86-91-92-94-2000-02)	13	5	14	.263	0	0	0	0
Pittsburgh (1941-57-58-63-74-81-82-85-87-88-89-91-93-2002-03)	15	12	16	.429	0	0	1	0
Portland (1959-96)	2	0	2	.000	0	0	0	0
Prairie View (1998)	1	0	1	.000	0	0	0	0
Princeton (1952-55-60-61-63-64-65-67-69-76-77-81-83-84-89-90-91-92-96-97-98-2001)	22	13	26	.333	0	0	1	0
Providence (1964-65-66-72-73-74-77-78-87-89-90-94-97-2001)	14	14	15	.483	0	0	1	1
Purdue (1969-77-80-83-84-85-86-87-88-90-91-93-94-95-96-97-98-99-2000-03)	20	27	20	.575	0	1	1	0
Radford (1998)	1	0	1	.000	0	0	0	0
Rhode Island (1961-66-78-88-93-97-98-99)	8	6	8	.429	0	0	0	0
Rice (1940-42-54-70)	4	2	5	.286	0	0	0	0
Richmond (1984-86-88-90-91-98)	6	6	6	.500	0	0	0	0
Rider (1984-93-94)	3	0	3	.000	0	0	0	0
Robert Morris (1982-83-89-90-92)	5	1	5	.167	0	0	0	0
Rutgers (1975-76-79-83-89-91)	6	5	7	.417	0	0	0	1
St. Bonaventure (1961-68-70-78-2000)	5	6	7	.462	0	0	0	1
St. Francis (Pa.) (1991)	1	0	1	.000	0	0	0	0
St. John's (N.Y.) (1951-52-61-67-68-69-73-76-77-78-79-80-82-83-84-85-86-87-88-90-91-92-93-98-99-2000-02)	27	27	29	.482	0	1	1	0
St. Joseph's (1959-60-62-63-65-66-69-71-73-74-81-82-86-97-2001-03)*	16	12	20	.375	0	0	0	0
St. Louis (1952-57-94-95-98-2000)	6	3	7	.300	0	0	0	0
St. Mary's (Cal.) (1959-89-97)	3	1	3	.250	0	0	0	0
St. Peter's (1991-95)	2	0	2	.000	0	0	0	0
Samford (1999-2000)	2	0	2	.000	0	0	0	0
Sam Houston St. (2003)	1	0	1	.000	0	0	0	0
San Diego (1984-87-2003)	3	0	3	.000	0	0	0	0
San Diego St. (1975-76-85-2002)	4	0	4	.000	0	0	0	0
San Francisco (1955-56-57-58-63-64-65-72-73-74-77-78-79-81-82-98)	16	21	14	.600	2	0	1	0
San Jose St. (1951-80-96)	3	0	3	.000	0	0	0	0
Santa Clara (1952-53-54-60-68-69-70-87-93-95-96)	11	11	13	.458	0	0	0	1
Seattle (1953-54-55-56-58-61-62-63-64-67-69)	11	10	13	.435	0	1	0	0
Seton Hall (1988-89-91-92-93-94-2000)	7	14	7	.667	0	1	0	0
Siena (1989-99-2002)	3	2	3	.400	0	0	0	0
South Ala. (1979-80-89-91-97-98)	6	1	6	.143	0	0	0	0
South Carolina (1971-72-73-74-89-97-98)	7	4	8	.333	0	0	0	0
South Carolina St. (1989-96-98-2000)	4	0	4	.000	0	0	0	0
South Fla. (1990-92)	2	0	2	.000	0	0	0	0
Southeast Mo. St. (2000)	1	0	1	.000	0	0	0	0

Team (Years Participated)

Team (Years Participated)	Yrs.	Won	Lost	Pct.	1st	2nd	3rd	4th
Southern U. (1981-85-87-88-89-93)	6	1	6	.143	0	0	0	0
Southern California (1940-54-60-61-79-82-85-91-92-97-2001-02)	12	9	14	.391	0	0	1	1
Southern Ill. (1977-93-94-95-2002-03)	6	3	6	.333	0	0	0	0
Southern Methodist (1955-56-57-65-66-67-84-85-88-93)	10	10	12	.455	0	0	0	1
Southern Miss. (1990-91)	2	0	2	.000	0	0	0	0
Southern Utah (2001)	1	0	1	.000	0	0	0	0
Southwest Mo. St. (1987-88-89-90-92-99)	6	3	6	.333	0	0	0	0
Southwest Tex. St. (1994-97)	2	0	2	.000	0	0	0	0
Springfield (1940)	1	0	1	.000	0	0	0	0
Stanford (1942-89-92-95-96-97-98-99-2000-01-02-03)	12	18	11	.621	1	0	1	0
Syracuse (1957-66-73-74-75-76-77-78-79-80-83-84-85-86-87-88-89-90-91-92-94-95-96-98-99-2000-01-03)	28	46	28	.622	1	2	0	1
Temple (1944-56-58-64-67-70-72-79-84-85-86-87-88-90-91-92-93-94-95-96-97-98-99-2000-01)	25	31	25	.554	0	0	2	0
Tennessee (1967-76-77-79-80-81-82-83-89-98-99-2000-01)	13	8	14	.364	0	0	0	0
Tennessee St. (1993-94)	2	0	2	.000	0	0	0	0
Tennessee Tech (1958-63)	2	0	2	.000	0	0	0	0
Texas (1939-43-47-60-63-72-74-79-89-90-91-92-94-95-96-97-99-2000-01-02-03)	21	23	24	.489	0	0	3	0
UTEP (1963-64-66-67-70-75-84-85-86-87-88-89-90-92)	14	14	13	.519	1	0	0	0
Texas-San Antonio (1988-99)	2	0	2	.000	0	0	0	0
Texas A&M (1951-64-69-75-80-87)	6	3	7	.300	0	0	0	0
TCU (1952-53-59-68-71-87-98)	7	5	7	.417	0	0	0	0
Texas Southern (1990-94-95)	3	0	3	.000	0	0	0	0
Texas Tech (1954-56-61-62-73-76-85-86-93-96-2002)	11	5	12	.294	0	0	0	0
Toledo (1954-67-79-80)	4	1	4	.200	0	0	0	0
Towson (1990-91)	2	0	2	.000	0	0	0	0
Trinity (Tex.) (1969)	1	0	1	.000	0	0	0	0
Tufts (1945)	1	0	2	.000	0	0	0	0
Tulane (1992-93-95)	3	3	3	.500	0	0	0	0
Tulsa (1955-82-84-85-86-87-94-95-96-97-99-2000-02-03)	14	12	14	.462	0	0	0	0
UCLA (1950-52-56-62-63-64-65-67-68-69-70-71-72-73-74-75-76-77-78-79-81-83-87-89-90-91-92-93-94-95-96-97-98-99-2000-01-02)*	37	80	30	.727	11	0	2	1
Utah (1944-45-55-56-59-60-61-66-77-78-79-81-83-86-91-93-95-96-97-98-99-2000-02-03)	24	33	27	.550	1	1	0	2
Utah St. (1939-62-63-64-70-71-75-79-80-83-88-98-2000-01-03)	15	6	17	.261	0	0	0	0
Valparaiso (1996-97-98-99-2000-02)	6	2	6	.250	0	0	0	0
Vanderbilt (1965-74-88-89-91-93-97)	7	5	8	.385	0	0	0	0
Vermont (2003)	1	0	1	.000	0	0	0	0
Villanova (1939-49-51-55-62-64-69-70-72-78-80-81-82-83-84-85-86-88-90-91-95-96-97-99)*	24	33	24	.579	1	0	1	0
Virginia (1976-81-82-83-84-86-87-89-90-91-93-94-95-97-2001)	15	21	15	.583	0	0	2	0
Va. Commonwealth (1980-81-83-84-85-96)	6	4	6	.400	0	0	0	0
VMI (1964-76-77)	3	3	3	.500	0	0	0	0
Virginia Tech (1967-76-79-80-85-86-96)	7	5	7	.417	0	0	0	0
Wagner (2003)	1	0	1	.000	0	0	0	0
Wake Forest (1939-53-61-62-77-81-82-84-91-92-93-94-95-96-97-2001-02-03)	18	24	18	.571	0	0	1	0
Washington (1943-48-51-53-76-84-85-86-98-99)	10	10	11	.476	0	0	1	0
Washington St. (1941-80-83-94)	4	3	4	.429	0	1	0	0
Wayne St. (Mich.) (1956)	1	1	2	.333	0	0	0	0
Weber St. (1968-69-70-71-72-73-78-79-80-83-95-99-2003)	13	6	14	.300	0	0	0	0
West Tex. A&M (1955)	1	0	1	.000	0	0	0	0
West Virginia (1955-56-57-58-59-60-62-63-65-67-82-83-84-86-87-89-92-98)	18	13	18	.419	0	1	0	0
Western Caro. (1996)	1	0	1	.000	0	0	0	0
Western Ky. (1940-60-62-66-67-70-76-78-80-81-86-87-93-94-95-2001-02-03)*	18	11	19	.367	0	0	0	0
Western Mich. (1976-98)	2	2	2	.500	0	0	0	0
Wichita St. (1964-65-76-81-85-87-88)	7	6	8	.429	0	0	0	1
Williams (1955)	1	0	1	.000	0	0	0	0
Winthrop (1999-2000-01-02)	4	0	4	.000	0	0	0	0
Wisconsin (1941-47-94-97-99-2000-01-02-03)	9	12	8	.600	1	0	1	0
Wis.-Green Bay (1991-94-95-96)	4	1	4	.200	0	0	0	0
Wright St. (1993)	1	0	1	.000	0	0	0	0
Wyoming (1941-43-47-48-49-52-53-58-67-81-82-87-88-2002)	14	9	19	.321	1	0	0	0
Xavier (1961-83-86-87-88-89-90-91-93-95-97-98-2001-02-03)	15	8	15	.348	0	0	0	0
Yale (1949-57-62)	3	0	4	.000	0	0	0	0

*Participation in the tournament vacated: Alabama 1987; Austin Peay 1973; DePaul 1986-87-88-89; Florida 1987-88; Georgia 1985; Iona 1980; Kentucky 1988; Long Beach St. 1971-72-73; Loyola Marymount 1980; Marshall 1987; Maryland 1988; Memphis 1982-83-84-85-86; Michigan 1992-93-96-98; Minnesota 1972; North Carolina St. 1987-88; Oregon St. 1980-81-82; St. Joseph's 1961; La.-Lafayette 1972-73; UCLA 1980; Villanova 1971; Western Ky. 1971.

(Note: Third-place finishes include ties in years when there was no third-place game [1939-45; 1982-present].)

All-Time Results

1939 First Round: Villanova 42, Brown 30; Ohio St. 64, Wake Forest 52; Oklahoma 50, Utah St. 39; Oregon 56, Texas 41. **Regional Third Place:** Utah St. 51, Texas 49. **Semifinals:** Ohio St. 53, Villanova 36; Oregon 55, Oklahoma 37. **Championship:** Oregon 46, Ohio St. 33.

1940 First Round: Kansas 50, Rice 44; Southern California 38, Colorado 32; Duquesne 30, Western Ky. 29; Indiana 48, Springfield 24. **Regional Third Place:** Rice 60, Colorado 56 (ot). **Semifinals:** Kansas 43, Southern California 42; Indiana 39, Duquesne 30. **Championship:** Indiana 60, Kansas 42.

1941 First Round: Wisconsin 51, Dartmouth 50; Pittsburgh 26, North Carolina 20; Washington St. 48, Creighton

39; Arkansas 52, Wyoming 40. **Regional Third Place:** Dartmouth 60, North Carolina 59; Creighton 45, Wyoming 44. **Semifinals:** Wisconsin 36, Pittsburgh 30; Washington St. 64, Arkansas 53. **Championship:** Wisconsin 39, Washington St. 34.

1942 First Round: Dartmouth 44, Penn St. 39; Kentucky 46, Illinois 44; Stanford 53, Rice 47; Colorado 46, Kansas 44. **Regional Third Place:** Penn St. 41, Illinois 34; Kansas 55, Rice 53. **Semifinals:** Dartmouth 47, Kentucky 28; Stanford 46, Colorado 35. **Championship:** Stanford 53, Dartmouth 38.

1943 First Round: Georgetown 55, New York U. 36; DePaul 46, Dartmouth 35; Texas 59, Washington 55; Wyoming 53, Oklahoma 50. **Regional Third Place:** Dartmouth 51, New York U. 49; Oklahoma 48, Washington 43. **Semifinals:** Georgetown 53, DePaul 49; Wyoming 58, Texas 54. **Championship:** Wyoming 46, Georgetown 34.

1944 First Round: Dartmouth 63, Catholic 38; Ohio St. 57, Temple 47; Iowa St. 44, Pepperdine 39; Utah 45, Missouri 35. **Regional Third Place:** Temple 55, Catholic 35; Missouri 61, Pepperdine 46. **Semifinals:** Dartmouth 60, Ohio St. 53; Utah 40, Iowa St. 31. **Championship:** Utah 42, Dartmouth 40 (ot).

1945 First Round: New York U. 59, Tufts 44; Ohio St. 45, Kentucky 37; Arkansas 79, Oregon 76; Oklahoma St. 62, Utah 37. **Regional Third Place:** Kentucky 66, Tufts 56; Oregon 69, Utah 66. **Semifinals:** New York U. 70, Ohio St. 65 (ot); Oklahoma St. 68, Arkansas 41. **Championship:** Oklahoma St. 49, New York U. 45.

1946 First Round: Ohio St. 46, Harvard 38; North Carolina 57, New York U. 49; Oklahoma St. 44, Baylor 29; California 50, Colorado 44. **Regional Third Place:** New York U. 67, Harvard 61; Colorado 59, Baylor 44. **Semifinals:** North Carolina 60, Ohio St. 57 (ot); Okla-

homa St. 52, California 35. **Third Place:** Ohio St. 63, California 45. **Championship:** Oklahoma St. 43, North Carolina 40.

1947 First Round: Holy Cross 55, Navy 47; CCNY 70, Wisconsin 56; Texas 42, Wyoming 40; Oklahoma 56, Oregon St. 54. **Regional Third Place:** Wisconsin 50, Navy 49; Oregon St. 63, Wyoming 46. **Semifinals:** Holy Cross 60, CCNY 45; Oklahoma 55, Texas 54. **Third Place:** Texas 54, CCNY 50. **Championship:** Holy Cross 58, Oklahoma 47.

1948 First Round: Kentucky 76, Columbia 53; Holy Cross 63, Michigan 45; Kansas St. 58, Wyoming 48; Baylor 64, Washington 62. **Regional Third Place:** Michigan 66, Columbia 49; Washington 57, Wyoming 47. **Semifinals:** Kentucky 60, Holy Cross 52; Baylor 60, Kansas St. 52. **Third Place:** Holy Cross 60, Kansas St. 54. **Championship:** Kentucky 58, Baylor 42.

1949 First Round: Illinois 71, Yale 67; Kentucky 85, Villanova 72; Oklahoma St. 40, Wyoming 39; Oregon St. 56, Arkansas 38. **Regional Third Place:** Villanova 78, Yale 67; Arkansas 61, Wyoming 48. **Semifinals:** Kentucky 76, Illinois 47; Oklahoma St. 55, Oregon St. 30. **Third Place:** Illinois 57, Oregon St. 53. **Championship:** Kentucky 46, Oklahoma St. 36.

1950 First Round: CCNY 56, Ohio St. 55; North Carolina St. 87, Holy Cross 74; Baylor 56, Brigham Young 55; Bradley 73, UCLA 59. **Regional Third Place:** Ohio St. 72, Holy Cross 52; Brigham Young 83, UCLA 62. **Semifinals:** CCNY 78, North Carolina St. 73; Bradley 68, Baylor 66. **Third Place:** North Carolina St. 53, Baylor 41. **Championship:** CCNY 71, Bradley 68.

1951 First Round: North Carolina St. 67, Villanova 62; Illinois 79, Columbia 71; St. John's (N.Y.) 63, Connecticut 52; Kentucky 79, Louisville 68; Washington 62, Texas A&M 40; Oklahoma St. 50, Montana St. 46; Brigham Young 68, San Jose St. 61; Kansas St. 61, Arizona 59. **Second Round:** Illinois 84, North Carolina St. 70; Kentucky 59, St. John's (N.Y.) 43; Oklahoma St. 61, Washington 57; Kansas St. 64, Brigham Young 54. **Regional Third Place:** St. John's (N.Y.) 71, North Carolina St. 59; Washington 80, Brigham Young 67. **Semifinals:** Kentucky 76, Illinois 74; Kansas St. 68, Oklahoma St. 44. **Third Place:** Illinois 61, Oklahoma St. 46. **Championship:** Kentucky 68, Kansas St. 58.

1952 First Round: Kentucky 82, Penn St. 54; St. John's (N.Y.) 60, North Carolina St. 49; Illinois 80, Dayton 61; Duquesne 60, Princeton 49; Kansas 68, TCU 64; St. Louis 62, New Mexico St. 53; Santa Clara 68, UCLA 59; Wyoming 54, Oklahoma City 48. **Regional Third Place:** North Carolina St. 69, Penn St. 60; Dayton 77, Princeton 61; TCU 61, New Mexico St. 44; Oklahoma City 55, UCLA 53. **Regional Championships:** St. John's (N.Y.) 64, Kentucky 57; Illinois 74, Duquesne 68; Kansas 74, St. Louis 55; Santa Clara 56, Wyoming 53. **Semifinals:** St. John's (N.Y.) 61, Illinois 59; Kansas 74, Santa Clara 55. **Third Place:** Illinois 67, Santa Clara 64. **Championship:** Kansas 80, St. John's (N.Y.) 63.

1953 First Round: Notre Dame 72, Eastern Ky. 57; DePaul 74, Miami (Ohio) 72; Holy Cross 87, Navy 74; Lebanon Valley 80, Fordham 67; Seattle 88, Idaho St. 77; Santa Clara 81, Hardin-Simmons 56. **Second Round:** Notre Dame 69, Pennsylvania 57; Indiana 82, DePaul 80; Holy Cross 79, Wake Forest 71; LSU 89, Lebanon Valley 76; Kansas 73, Oklahoma City 65; Oklahoma St. 71, TCU 54; Washington 92, Seattle 70; Santa Clara 67, Wyoming 52. **Regional Third Place:** Pennsylvania 90, DePaul 70; Wake Forest 91, Lebanon Valley 71; TCU 58, Oklahoma City 56; Seattle 80, Wyoming 64. **Regional Championships:** Indiana 79, Notre Dame 66; LSU 81, Holy Cross 73; Kansas 61, Oklahoma St. 55; Washington 74, Santa Clara 62. **Semifinals:** Indiana 80, LSU 67; Kansas 79, Washington 53. **Third Place:** Washington 88, LSU 69. **Championship:** Indiana 69, Kansas 68.

1954 First Round: La Salle 76, Fordham 74; North Carolina St. 75, George Washington 73; Navy 85, Connecticut 80; Notre Dame 80, Loyola (La.) 70; Penn St. 62, Toledo 50; Bradley 61, Oklahoma City 55; Idaho St. 77, Seattle 75 (ot); Santa Clara 73, Texas Tech 64. **Second Round:** La Salle 88, North Carolina St. 81; Navy 69, Cornell 67; Penn St. 78, LSU 70; Notre Dame 65, Indiana

64; Bradley 76, Colorado 64; Oklahoma St. 51, Rice 45; Southern California 73, Idaho St. 59; Santa Clara 73, Colorado St. 50. **Regional Third Place:** North Carolina St. 65, Cornell 54; Indiana 73, LSU 62; Rice 78, Colorado 55; Idaho St. 62, Colorado St. 57. **Regional Championships:** La Salle 64, Navy 48; Penn St. 71, Notre Dame 63; Bradley 71, Oklahoma St. 57; Southern California 66, Santa Clara 65 (2 ot). **Semifinals:** La Salle 69, Penn St. 54; Bradley 74, Southern California 72. **Third Place:** Penn St. 70, Southern California 61. **Championship:** La Salle 92, Bradley 76.

1955 First Round: Marquette 90, Miami (Ohio) 79; Penn St. 59, Memphis 55; La Salle 95, West Virginia 61; Villanova 74, Duke 73; Canisius 73, Williams 60; Bradley 69, Oklahoma City 65; Seattle 80, Idaho St. 63; San Francisco 89, West Tex. A&M 66. **Second Round:** Marquette 79, Kentucky 71; Iowa 82, Penn St. 53; La Salle 73, Princeton 46; Canisius 73, Villanova 71; Bradley 81, Southern Methodist 79; Colorado 69, Tulsa 59; Oregon St. 83, Seattle 71; San Francisco 78, Utah 59. **Regional Third Place:** Villanova 64, Princeton 57; Kentucky 84, Penn St. 59; Tulsa 68, Southern Methodist 67; Utah 108, Seattle 85. **Regional Championships:** La Salle 99, Canisius 64; Iowa 86, Marquette 81; Colorado 93, Bradley 81; San Francisco 57, Oregon St. 56. **Semifinals:** La Salle 76, Iowa 73; San Francisco 62, Colorado 50. **Third Place:** Colorado 75, Iowa 54. **Championship:** San Francisco 77, La Salle 63.

1956 First Round: Connecticut 84, Manhattan 75; Temple 74, Holy Cross 72; Dartmouth 61, West Virginia 59 (ot); Canisius 79, North Carolina St. 78 (4 ot); Wayne St. (Mich.) 72, DePaul 63; Morehead St. 107, Marshall 92; Seattle 68, Idaho St. 66; Southern Methodist 68, Texas Tech 67; Oklahoma City 97, Memphis 81. **Second Round:** Iowa 97, Morehead St. 83; Temple 65, Connecticut 59; Kentucky 84, Wayne St. (Mich.) 64; Canisius 66, Dartmouth 58; San Francisco 72, UCLA 61; Utah 81, Seattle 72; Southern Methodist 89, Houston 74; Oklahoma City 97, Kansas St. 93. **Regional Third Place:** Morehead St. 95, Wayne St. (Mich.) 84; Dartmouth 85, Connecticut 64; UCLA 94, Seattle 70; Kansas St. 89, Houston 70. **Regional Championships:** Temple 60, Canisius 58; Iowa 89, Kentucky 77; San Francisco 92, Utah 77; Southern Methodist 84, Oklahoma City 63. **Semifinals:** Iowa 83, Temple 76; San Francisco 86, Southern Methodist 68. **Third Place:** Temple 90, Southern Methodist 81. **Championship:** San Francisco 83, Iowa 71.

1957 First Round: Syracuse 82, Connecticut 76; Canisius 64, West Virginia 56; North Carolina 90, Yale 74; Pittsburgh 86, Morehead St. 85; Notre Dame 89, Miami (Ohio) 77; Oklahoma City 76, Loyola (La.) 55; Idaho St. 68, Hardin-Simmons 57. **Second Round:** Syracuse 75, Lafayette 71; North Carolina 87, Canisius 75; Kentucky 98, Pittsburgh 92; Michigan St. 85, Notre Dame 83; Kansas 73, Southern Methodist 65 (ot); Oklahoma City 75, St. Louis 66; San Francisco 66, Idaho St. 51; California 86, Brigham Young 59. **Regional Third Place:** Canisius 82, Lafayette 76; Notre Dame 86, Pittsburgh 85; Southern Methodist 78, St. Louis 68; Brigham Young 65, Idaho St. 54. **Regional Championships:** North Carolina 67, Syracuse 58; Michigan St. 80, Kentucky 68; Kansas 81, Oklahoma City 61; San Francisco 50, California 46. **Semifinals:** North Carolina 74, Michigan St. 70 (3 ot); Kansas 80, San Francisco 56. **Third Place:** San Francisco 67, Michigan St. 60. **Championship:** North Carolina 54, Kansas 53 (3 ot).

1958 First Round: Dartmouth 75, Connecticut 64; Manhattan 89, West Virginia 84; Maryland 86, Boston College 63; Miami (Ohio) 82, Pittsburgh 77; Notre Dame 94, Tennessee Tech 61; Oklahoma St. 59, Loyola (La.) 42; Idaho St. 72, Arizona St. 68; Seattle 88, Wyoming 51. **Second Round:** Dartmouth 79, Manhattan 62; Temple 71, Maryland 67; Notre Dame 94, Indiana 87; Kentucky 94, Miami (Ohio) 70; Oklahoma St. 65, Arkansas 40; Kansas St. 83, Cincinnati 80 (ot); California 54, Idaho St. 43; Seattle 69, San Francisco 67. **Regional Third Place:** Maryland 59, Manhattan 55; Indiana 98, Miami (Ohio) 91; Cincinnati 97, Arkansas 62; San Francisco 57, Idaho St. 51. **Regional Championships:** Temple 69, Dartmouth 50; Kentucky 89, Notre Dame 56; Kansas St. 69, Oklahoma St. 57; Seattle 66, California 62 (ot). **Semifinals:** Kentucky 61, Temple 60; Seattle 73, Kansas St. 51. **Third Place:** Temple 67, Kansas St. 57. **Championship:** Kentucky 84, Seattle 72.

1959 First Round: West Virginia 82, Dartmouth 68; Boston U. 60, Connecticut 58; Navy 76, North Carolina 63; Louisville 77, Eastern Ky. 63; Marquette 89, Bowling Green 71; DePaul 57, Portland 56; Idaho St. 62, New Mexico St. 61. **Second Round:** West Virginia 95, St. Joseph's 92; Boston U. 62, Navy 55; Louisville 76, Kentucky 61; Michigan St. 74, Marquette 69; Kansas St. 102, DePaul 70; Cincinnati 77, TCU 73; St. Mary's (Cal.) 80, Idaho St. 71; California 71, Utah 53. **Regional Third Place:** Kentucky 98, Marquette 69; Navy 70, St. Joseph's 56; TCU 71, DePaul 65; Idaho St. 71, Utah 65. **Regional Championships:** West Virginia 86, Boston U. 82; Louisville 88, Michigan St. 81; Cincinnati 85, Kansas St. 75; California 66, St. Mary's (Cal.) 46. **Semifinals:** West Virginia 94, Louisville 79; California 64, Cincinnati 58. **Third Place:** Cincinnati 98, Louisville 85. **Championship:** California 71, West Virginia 70.

1960 First Round: Duke 84, Princeton 60; West Virginia 94, Navy 86; New York U. 78, Connecticut 59; Ohio 74, Notre Dame 66; Western Ky. 107, Miami (Fla.) 84; California 71, Idaho St. 44; Oregon 68, New Mexico St. 60; Utah 80, Southern California 73; DePaul 69, Air Force 63. **Second Round:** Duke 58, St. Joseph's 56; New York U. 82, West Virginia 81 (ot); Georgia Tech 57, Ohio 54; Ohio St. 98, Western Ky. 79; Kansas 90, Texas 81; Cincinnati 99, DePaul 59; California 69, Santa Clara 49; Oregon 65, Utah 54. **Regional Third Place:** West Virginia 106, St. Joseph's 100; Western Ky. 97, Ohio 87; Utah 89, Santa Clara 81; DePaul 67, Texas 61. **Regional Championships:** New York U. 74, Duke 59; Ohio St. 86, Georgia Tech 69; Cincinnati 82, Kansas 71; California 70, Oregon 49. **Semifinals:** Ohio St. 76, New York U. 54; California 77, Cincinnati 69. **Third Place:** Cincinnati 95, New York U. 71. **Championship:** Ohio St. 75, California 55.

1961 First Round: Princeton 84, George Washington 67; St. Bonaventure 86, Rhode Island 76; Wake Forest 97, St. John's (N.Y.) 74; Louisville 76, Ohio 70; Morehead St. 71, Xavier 66; Houston 77, Marquette 61; Arizona St. 72, Seattle 70; Southern California 81, Oregon 79. **Second Round:** *St. Joseph's 72, Princeton 67; Wake Forest 78, St. Bonaventure 73; Ohio St. 56, Louisville 55; Kentucky 71, Morehead St. 64; Cincinnati 78, Texas Tech 55; Kansas St. 75, Houston 64; Utah 91, Loyola Marymount 75; Arizona St. 86, Southern California 71. **Regional Third Place:** St. Bonaventure 85, Princeton 67; Louisville 83, Morehead St. 61; Loyola Marymount 69, Southern California 67; Texas Tech 69, Houston 67. **Regional Championships:** *St. Joseph's 96, Wake Forest 86; Ohio St. 87, Kentucky 74; Cincinnati 69, Kansas St. 64; Utah 88, Arizona St. 80. **Semifinals:** Ohio St. 95, *St. Joseph's 69; Cincinnati 82, Utah 67. **Third Place:** *St. Joseph's 127, Utah 120 (4 ot). **Championship:** Cincinnati 70, Ohio St. 65 (ot).

*St. Joseph's participation in 1961 tournament vacated.

1962 First Round: Wake Forest 92, Yale 82 (ot); New York U. 70, Massachusetts 50; Villanova 90, West Virginia 75; Butler 56, Bowling Green 55; Western Ky. 90, Detroit 81; Texas Tech 68, Air Force 66; Creighton 87, Memphis 83; Oregon St. 69, Seattle 65 (ot); Utah St. 78, Arizona St. 73. **Second Round:** Wake Forest 96, St. Joseph's 85 (ot); Villanova 79, New York U. 76; Kentucky 81, Butler 60; Ohio St. 93, Western Ky. 73; Colorado 67, Texas Tech 60; Cincinnati 66, Creighton 46; Oregon St. 69, Pepperdine 67; UCLA 73, Utah St. 62. **Regional Third Place:** New York U. 94, St. Joseph's 85; Butler 87, Western Ky. 86 (ot); Creighton 63, Texas Tech 61; Pepperdine 75, Utah St. 71. **Regional Championships:** Wake Forest 79, Villanova 69; Ohio St. 74, Kentucky 64; Cincinnati 73, Colorado 46; UCLA 88, Oregon St. 69. **Semifinals:** Ohio St. 84, Wake Forest 68; Cincinnati 72, UCLA 70. **Third Place:** Wake Forest 82, UCLA 80. **Championship:** Cincinnati 71, Ohio St. 59.

1963 First Round: New York U. 93, Pittsburgh 83; West Virginia 77, Connecticut 71; St. Joseph's 82, Princeton 81; Bowling Green 77, Notre Dame 72; Loyola (Ill.) 111, Tennessee Tech 42; Oklahoma City 70, Colorado St. 67; Texas 65, UTEP 47; Arizona St. 79, Utah St. 75 (ot); Oregon St. 70, Seattle 66. **Second Round:** Duke 81, New York U. 76; St. Joseph's 97, West Virginia 88; Illinois 70, Bowling Green 67; Loyola (Ill.) 61, Mississippi St. 51; Colorado 78, Oklahoma City 72; Cincinnati 73, Texas 68; Arizona St. 93, UCLA 79; Oregon St. 65, San Francisco 61. **Regional**

Third Place: Mississippi St. 65, Bowling Green 60; West Virginia 83, New York U. 73; Texas 90, Oklahoma City 83; San Francisco 76, UCLA 75. **Regional Championships:** Duke 73, St. Joseph's 59; Loyola (Ill.) 79, Illinois 64; Cincinnati 67, Colorado 60; Oregon St. 83, Arizona St. 65. **Semifinals:** Loyola (Ill.) 94, Duke 75; Cincinnati 80, Oregon St. 46. **Third Place:** Duke 85, Oregon St. 63. **Championship:** Loyola (Ill.) 60, Cincinnati 58 (ot).

1964 First Round: Villanova 77, Providence 66; Connecticut 53, Temple 48; Princeton 86, VMI 60; Ohio 71, Louisville 69; Loyola (Ill.) 101, Murray St. 91; Creighton 89, Oklahoma City 78; UTEP 68, Texas A&M 62; Seattle 61, Oregon St. 57; Utah St. 92, Arizona St. 90. **Second Round:** Duke 87, Villanova 73; Connecticut 52, Princeton 50; Ohio 85, Kentucky 69; Michigan 84, Loyola (Ill.) 80; Wichita St. 84, Creighton 68; Kansas St. 64, UTEP 60; UCLA 95, Seattle 90; San Francisco 64, Utah St. 58. **Regional Third Place:** Villanova 74, Princeton 62; Loyola (Ill.) 100, Kentucky 91; UTEP 63, Creighton 52; Seattle 88, Utah St. 78. **Regional Championships:** Duke 101, Connecticut 54; Michigan 69, Ohio 57; Kansas St. 94, Wichita St. 86; UCLA 76, San Francisco 72. **Semifinals:** Duke 91, Michigan 80; UCLA 90, Kansas St. 84. **Third Place:** Michigan 100, Kansas St. 90. **Championship:** UCLA 98, Duke 83.

1965 First Round: Princeton 60, Penn St. 58; St. Joseph's 67, Connecticut 61; Providence 91, West Virginia 67; DePaul 99, Eastern Ky. 52; Dayton 66, Ohio 65; Houston 99, Notre Dame 98; Oklahoma City 70, Colorado St. 68. **Second Round:** Princeton 66, North Carolina St. 48; Providence 81, St. Joseph's 73 (ot); Vanderbilt 83, DePaul 78 (ot); Michigan 98, Dayton 71; Wichita St. 86, Southern Methodist 81; Oklahoma St. 75, Houston 60; UCLA 100, Brigham Young 76; San Francisco 91, Oklahoma City 67. **Regional Third Place:** North Carolina St. 103, St. Joseph's 81; Dayton 75, DePaul 69; Southern Methodist 89, Houston 87; Oklahoma City 112, Brigham Young 102. **Regional Championships:** Princeton 109, Providence 69; Michigan 87, Vanderbilt 85; Wichita St. 54, Oklahoma St. 46; UCLA 101, San Francisco 93. **Semifinals:** Michigan 93, Princeton 76; UCLA 108, Wichita St. 89. **Third Place:** Princeton 118, Wichita St. 82. **Championship:** UCLA 91, Michigan 80.

1966 First Round: St. Joseph's 65, Providence 48; Davidson 95, Rhode Island 65; Dayton 58, Miami (Ohio) 51; Western Ky. 105, Loyola (Ill.) 86; UTEP 89, Oklahoma City 74; Houston 82, Colorado St. 76. **Second Round:** Duke 76, St. Joseph's 74; Syracuse 94, Davidson 78; Kentucky 86, Dayton 79; Michigan 80, Western Ky. 79; UTEP 78, Cincinnati 76 (ot); Kansas 76, Southern Methodist 70; Oregon St. 63, Houston 60; Utah 83, Pacific (Cal.) 74. **Regional Third Place:** St. Joseph's 92, Davidson 76; Western Ky. 82, Dayton 62; Southern Methodist 89, Cincinnati 84; Houston 102, Pacific (Cal.) 91. **Regional Championships:** Duke 91, Syracuse 81; Kentucky 84, Michigan 77; UTEP 81, Kansas 80 (2 ot); Utah 70, Oregon St. 64. **Semifinals:** Kentucky 83, Duke 79; UTEP 85, Utah 78. **Third Place:** Duke 79, Utah 77. **Championship:** UTEP 72, Kentucky 65.

1967 First Round: Princeton 68, West Virginia 57; St. John's (N.Y.) 57, Temple 53; Boston College 48, Connecticut 42; Dayton 69, Western Ky. 67 (ot); Virginia Tech 82, Toledo 76; Houston 59, New Mexico St. 58; UTEP 62, Seattle 54. **Second Round:** North Carolina 78, Princeton 70 (ot); Boston College 63, St. John's (N.Y.) 62; Dayton 53, Tennessee 52; Virginia Tech 79, Indiana 70; Houston 66, Kansas 53; Southern Methodist 83, Louisville 81; Pacific (Cal.) 72, UTEP 63; UCLA 109, Wyoming 60. **Regional Third Place:** Princeton 78, St. John's (N.Y.) 58; Indiana 51, Tennessee 44; Kansas 70, Louisville 68; UTEP 69, Wyoming 67. **Regional Championships:** North Carolina 96, Boston College 80; Dayton 71, Virginia Tech 66 (ot); Houston 83, Southern Methodist 75; UCLA 80, Pacific (Cal.) 64. **Semifinals:** Dayton 76, North Carolina 62; UCLA 73, Houston 58. **Third Place:** Houston 84, North Carolina 62. **Championship:** UCLA 79, Dayton 64.

1968 First Round: St. Bonaventure 102, Boston College 93; Columbia 83, La Salle 69; Davidson 79, St. John's (N.Y.) 70; Marquette 72, Bowling Green 71; East Tenn. St. 79, Florida St. 69; Houston 94, Loyola (Ill.) 76; New Mexico St. 68, Weber St. 57. **Second Round:** North Carolina

91, St. Bonaventure 72; Davidson 61, Columbia 59 (ot); Kentucky 107, Marquette 89; Ohio St. 79, East Tenn. St. 72; Houston 91, Louisville 75; TCU 77, Kansas St. 72; UCLA 58, New Mexico St. 49; Santa Clara 86, New Mexico 73. **Regional Third Place:** Columbia 95, St. Bonaventure 75; Marquette 69, East Tenn. St. 57; Louisville 93, Kansas St. 63; New Mexico St. 62, New Mexico 58. **Regional Championships:** North Carolina 70, Davidson 66; Ohio St. 82, Kentucky 81; Houston 103, TCU 68; UCLA 87, Santa Clara 66. **Semifinals:** North Carolina 80, Ohio St. 66; UCLA 101, Houston 69. **Third Place:** Ohio St. 89, Houston 85. **Championship:** UCLA 78, North Carolina 55.

1969 First Round: Duquesne 74, St. Joseph's 52; Davidson 75, Villanova 61; St. John's (N.Y.) 72, Princeton 63; Marquette 82, Murray St. 62; Miami (Ohio) 63, Notre Dame 60; Texas A&M 81, Trinity (Tex.) 66; Colorado St. 52, Dayton 50; New Mexico St. 74, Brigham Young 62; Weber St. 75, Seattle 73. **Second Round:** North Carolina 79, Duquesne 78; Davidson 79, St. John's (N.Y.) 69; Marquette 81, Kentucky 74; Purdue 91, Miami (Ohio) 71; Drake 81, Texas A&M 63; Colorado St. 64, Colorado 56; UCLA 53, New Mexico St. 38; Santa Clara 63, Weber St. 59. **Regional Third Place:** Duquesne 75, St. John's (N.Y.) 72; Kentucky 72, Miami (Ohio) 71; Colorado 97, Texas A&M 82; Weber St. 58, New Mexico St. 56. **Regional Championships:** North Carolina 87, Davidson 85; Purdue 75, Marquette 73 (ot); Drake 84, Colorado St. 77; UCLA 90, Santa Clara 52. **Semifinals:** Purdue 92, North Carolina 65; UCLA 85, Drake 82. **Third Place:** Drake 104, North Carolina 84. **Championship:** UCLA 92, Purdue 72.

1970 First Round: St. Bonaventure 85, Davidson 72; Niagara 79, Pennsylvania 69; Villanova 77, Temple 69; Notre Dame 112, Ohio 82; Jacksonville 109, Western Ky. 96; Houston 71, Dayton 64; New Mexico St. 101, Rice 77; Long Beach St. 92, Weber St. 73; Utah St. 91, UTEP 81. **Second Round:** St. Bonaventure 80, North Carolina St. 68; Villanova 98, Niagara 73; Kentucky 109, Notre Dame 99; Jacksonville 104, Iowa 103; Drake 92, Houston 87; New Mexico St. 70, Kansas St. 66; UCLA 88, Long Beach St. 65; Utah St. 69, Santa Clara 68. **Regional Third Place:** North Carolina St. 108, Niagara 88; Iowa 121, Notre Dame 106; Kansas St. 107, Houston 98; Santa Clara 89, Long Beach St. 86. **Regional Championships:** St. Bonaventure 97, Villanova 74; Jacksonville 106, Kentucky 100; New Mexico St. 87, Drake 78; UCLA 101, Utah St. 79. **Semifinals:** Jacksonville 91, St. Bonaventure 83; UCLA 93, New Mexico St. 77. **Third Place:** New Mexico St. 79, St. Bonaventure 73. **Championship:** UCLA 80, Jacksonville 69.

1971 First Round: Pennsylvania 70, Duquesne 65; *Villanova 93, St. Joseph's 75; Fordham 105, Furman 74; *Western Ky. 74, Jacksonville 72; Marquette 62, Miami (Ohio) 47; Notre Dame 102, TCU 94; Houston 72, New Mexico St. 69; Brigham Young 91, Utah St. 82; *Long Beach St. 77, Weber St. 66. **Second Round:** Pennsylvania 79, South Carolina 64; *Villanova 85, Fordham 75; *Western Ky. 107, Kentucky 83; Ohio St. 60, Marquette 59; Drake 79, Notre Dame 72 (ot); Kansas 78, Houston 77; UCLA 91, Brigham Young 73; *Long Beach St. 78, Pacific (Cal.) 65. **Regional Third Place:** Fordham 100, South Carolina 90; Marquette 91, Kentucky 74; Houston 119, Notre Dame 106; Pacific (Cal.) 84, Brigham Young 81. **Regional Championships:** *Villanova 90, Pennsylvania 47; *Western Ky. 81, Ohio St. 78 (ot); Kansas 73, Drake 71; UCLA 57, *Long Beach St. 55. **Semifinals:** *Villanova 92, *Western Ky. 89 (2 ot); UCLA 68, Kansas 60. **Third Place:** *Western Ky. 77, Kansas 75. **Championship:** UCLA 68, *Villanova 62.

**Villanova's, Western Kentucky's and Long Beach State's participation in 1971 tournament vacated.*

1972 First Round: South Carolina 53, Temple 51; Villanova 85, East Caro. 70; Pennsylvania 76, Providence 60; Marquette 73, Ohio 49; Florida St. 83, Eastern Ky. 81; *La-Lafayette 112, Marshall 101; Texas 85, Houston 74; Weber St. 91, Hawaii 64; *Long Beach St. 95, Brigham Young 90 (ot). **Second Round:** North Carolina 92, South Carolina 69; Pennsylvania 78, Villanova 67; Kentucky 85, Marquette 69; Florida St. 70, *Minnesota 56; Louisville 88, *La-Lafayette 84; Kansas St. 66, Texas 55; UCLA 90, Weber St. 58; *Long Beach St. 75, San Francisco 55. **Regional Third Place:** South Carolina 90, Villanova 78;

*Minnesota 77, Marquette 72; *La-Lafayette 100, Texas 70; San Francisco 74, Weber St. 64. **Regional Championships:** North Carolina 73, Pennsylvania 59; Florida St. 73, Kentucky 54; Louisville 72, Kansas St. 65; UCLA 73, *Long Beach St. 57. **Semifinals:** Florida St. 79, North Carolina 75; UCLA 96, Louisville 77. **Third Place:** North Carolina 105, Louisville 91. **Championship:** UCLA 81, Florida St. 76.

**Southwestern Louisiana's, Long Beach State's and Minnesota's participation in 1972 tournament vacated.*

1973 First Round: Syracuse 83, Furman 82; Pennsylvania 62, St. John's (N.Y.) 61; Providence 89, St. Joseph's 76; South Carolina 78, Texas Tech 70; *La-Lafayette 102, Houston 89; Marquette 77, Miami (Ohio) 62; *Austin Peay 77, Jacksonville 75; *Long Beach St. 88, Weber St. 75; Arizona St. 103, Oklahoma City 78. **Second Round:** Maryland 91, Syracuse 75; Providence 87, Pennsylvania 65; Memphis 90, South Carolina 76; Kansas St. 66, *La-Lafayette 63; Indiana 75, Marquette 69; Kentucky 106, *Austin Peay 100 (ot); San Francisco 77, *Long Beach St. 67; UCLA 98, Arizona St. 81. **Regional Third Place:** Syracuse 69, Pennsylvania 68; South Carolina 90, *La-Lafayette 85; Marquette 88, *Austin Peay 73; *Long Beach St. 84, Arizona St. 80. **Regional Championships:** Providence 103, Maryland 89; Memphis 92, Kansas St. 72; Indiana 72, Kentucky 65; UCLA 54, San Francisco 39. **Semifinals:** Memphis 98, Providence 85; UCLA 70, Indiana 59. **Third Place:** Indiana 97, Providence 79. **Championship:** UCLA 87, Memphis 66.

**Louisiana-Lafayette's, Long Beach State's and Austin Peay State's participation in 1973 tournament vacated.*

1974 First Round: Providence 84, Pennsylvania 69; Pittsburgh 54, St. Joseph's 42; Furman 75, South Carolina 67; New Mexico 73, Idaho St. 65; Dayton 88, Cal St. L.A. 80; Notre Dame 108, Austin Peay 66; Marquette 85, Ohio 59; Oral Roberts 86, Syracuse 82 (ot); Creighton 77, Texas 61. **Second Round:** North Carolina St. 92, Providence 78; Pittsburgh 81, Furman 78; San Francisco 64, New Mexico 61; UCLA 111, Dayton 100 (3 ot); Michigan 77, Notre Dame 68; Marquette 69, Vanderbilt 61; Oral Roberts 96, Louisville 93; Kansas 55, Creighton 54. **Regional Third Place:** Providence 95, Furman 83; New Mexico 66, Dayton 61; Notre Dame 118, Vanderbilt 88; Creighton 80, Louisville 71. **Regional Championships:** North Carolina St. 100, Pittsburgh 72; UCLA 83, San Francisco 60; Marquette 72, Michigan 70; Kansas 93, Oral Roberts 90 (ot). **Semifinals:** North Carolina St. 80, UCLA 77 (2 ot); Marquette 64, Kansas 51. **Third Place:** UCLA 78, Kansas 61. **Championship:** North Carolina St. 76, Marquette 64.

1975 First Round: Syracuse 87, La Salle 83 (ot); North Carolina 93, New Mexico St. 69; Boston College 82, Furman 76; Kansas St. 69, Pennsylvania 62; Central Mich. 77, Georgetown 75; Kentucky 76, Marquette 54; Indiana 78, UTEP 53; Oregon St. 78, Middle Tenn. 67; Cincinnati 87, Texas A&M 79; Louisville 91, Rutgers 78; Maryland 83, Creighton 79; Notre Dame 77, Kansas 71; Arizona St. 97, Alabama 94; UNLV 90, San Diego St. 80; UCLA 103, Michigan 91 (ot); Montana 69, Utah St. 63. **Second Round:** Syracuse 78, North Carolina 76; Kansas St. 74, Boston College 65; Kentucky 90, Central Mich. 73; Indiana 81, Oregon St. 71; Louisville 78, Cincinnati 63; Maryland 83, Notre Dame 71; Arizona St. 84, UNLV 81; UCLA 67, Montana 64. **Regional Third Place:** North Carolina 110, Boston College 90; Central Mich. 88, Oregon St. 87; Cincinnati 95, Notre Dame 87 (ot); UNLV 75, Montana 67. **Regional Championships:** Syracuse 95, Kansas St. 87 (ot); Kentucky 92, Indiana 90; Louisville 96, Maryland 82; UCLA 89, Arizona St. 75. **Semifinals:** Kentucky 95, Syracuse 79; UCLA 75, Louisville 74 (ot). **Third Place:** Louisville 96, Syracuse 88 (ot). **Championship:** UCLA 92, Kentucky 85.

1976 First Round: DePaul 69, Virginia 60; VMI 81, Tennessee 75; Rutgers 54, Princeton 53; Connecticut 80, Hofstra 78 (ot); Michigan 74, Wichita St. 73; Notre Dame 79, Cincinnati 78; Missouri 69, Washington 67; Texas Tech 69, Syracuse 56; Alabama 79, North Carolina 64; Indiana 90, St. John's (N.Y.) 70; Marquette 79, Western Ky. 60; Western Mich. 77, Virginia Tech 67 (ot); Pepperdine 87, Memphis 77; UCLA 74, San Diego St. 64; Arizona 83, Georgetown 76; UNLV 103, Boise St. 78. **Second Round:** VMI 71, DePaul 66 (ot); Rutgers 93, Connecticut 79; Missouri 86, Texas Tech 75; Michigan 80, Notre Dame 76;

Indiana 74, Alabama 69; Marquette 62, Western Mich. 57; UCLA 70, Pepperdine 61; Arizona 114, UNLV 109 (ot). **Regional Championships:** Rutgers 91, VMI 75; Michigan 95, Missouri 88; Indiana 65, Marquette 56; UCLA 82, Arizona 66. **Semifinals:** Michigan 86, Rutgers 70; Indiana 65, UCLA 51. **Third Place:** UCLA 106, Rutgers 92. **Championship:** Indiana 86, Michigan 68.

1977 First Round: VMI 73, Duquesne 66; Kentucky 72, Princeton 58; Notre Dame 90, Hofstra 83; North Carolina 69, Purdue 66; UCLA 87, Louisville 79; Idaho St. 83, Long Beach St. 72; Utah 72, St. John's (N.Y.) 68; UNLV 121, San Francisco 95; Michigan 92, Holy Cross 81; Detroit 93, Middle Tenn. 76; Charlotte 91, Central Mich. 86 (ot); Syracuse 93, Tennessee 88 (ot); Marquette 66, Cincinnati 51; Kansas St. 87, Providence 80; Wake Forest 86, Arkansas 80; Southern Ill. 81, Arizona 77. **Second Round:** Kentucky 93, VMI 78; North Carolina 79, Notre Dame 77; Idaho St. 76, UCLA 75; UNLV 88, Utah 83; Michigan 86, Detroit 81; Charlotte 81, Syracuse 59; Marquette 67, Kansas St. 66; Wake Forest 86, Southern Ill. 81. **Regional Championships:** North Carolina 79, Kentucky 72; UNLV 107, Idaho St. 90; Charlotte 75, Michigan 68; Marquette 82, Wake Forest 68. **Semifinals:** Marquette 51, Charlotte 49; North Carolina 84, UNLV 83. **Third Place:** UNLV 106, Charlotte 94. **Championship:** Marquette 67, North Carolina 59.

1978 First Round: Michigan St. 77, Providence 63; Western Ky. 87, Syracuse 86 (ot); Miami (Ohio) 84, Marquette 81 (ot); Kentucky 85, Florida St. 76; UCLA 83, Kansas 76; Arkansas 73, Weber St. 52; San Francisco 68, North Carolina 64; Cal St. Fullerton 90, New Mexico 85; Duke 63, Rhode Island 62; Pennsylvania 92, St. Bonaventure 83; Indiana 63, Furman 62; Villanova 103, La Salle 97; Utah 86, Missouri 79 (2 ot); Notre Dame 100, Houston 77; DePaul 80, Creighton 78; Louisville 76, St. John's (N.Y.) 68. **Second Round:** Michigan St. 90, Western Ky. 69; Kentucky 91, Miami (Ohio) 69; Arkansas 74, UCLA 70; Cal St. Fullerton 75, San Francisco 72; Duke 84, Pennsylvania 80; Villanova 61, Indiana 60; Notre Dame 69, Utah 56; DePaul 90, Louisville 89 (2 ot). **Regional Championships:** Kentucky 52, Michigan St. 49; Arkansas 61, Cal St. Fullerton 58; Duke 90, Villanova 72; Notre Dame 84, DePaul 64. **Semifinals:** Kentucky 64, Arkansas 59; Duke 90, Notre Dame 86. **Third Place:** Arkansas 71, Notre Dame 69. **Championship:** Kentucky 94, Duke 88.

1979 First Round: St. John's (N.Y.) 75, Temple 70; Pennsylvania 73, Iona 69; Lamar 95, Detroit 87; Tennessee 97, Eastern Ky. 81; Southern California 86, Utah St. 67; Pepperdine 92, Utah 88 (ot); Weber St. 81, New Mexico St. 78 (ot); Virginia Tech 70, Jacksonville 53. **Second Round:** St. John's (N.Y.) 80, Duke 78; Rutgers 64, Georgetown 58; Pennsylvania 72, North Carolina 71; Syracuse 89, Connecticut 81; Michigan St. 95, Lamar 64; LSU 71, Appalachian St. 57; Notre Dame 73, Tennessee 67; Toledo 74, Iowa 72; DePaul 89, Southern California 78; Marquette 73, Pacific (Cal.) 48; UCLA 76, Pepperdine 71; San Francisco 86, Brigham Young 63; Arkansas 74, Weber St. 63; Louisville 69, South Ala. 66; Indiana St. 86, Virginia Tech 69; Oklahoma 90, Texas 76. **Regional Semifinals:** St. John's (N.Y.) 67, Rutgers 65; Pennsylvania 84, Syracuse 76; Michigan St. 87, LSU 71; Notre Dame 79, Toledo 71; DePaul 62, Marquette 56; UCLA 99, San Francisco 81; Arkansas 73, Louisville 62; Indiana St. 93, Oklahoma 72. **Regional Championships:** Pennsylvania 64, St. John's (N.Y.) 62; Michigan St. 80, Notre Dame 68; DePaul 95, UCLA 91; Indiana St. 73, Arkansas 71. **Semifinals:** Michigan St. 101, Pennsylvania 67; Indiana St. 76, DePaul 74. **Third Place:** DePaul 96, Pennsylvania 93. **Championship:** Michigan St. 75, Indiana St. 64.

1980 First Round: Villanova 77, Marquette 59; Iowa 86, Va. Commonwealth 72; *Iona 84, Holy Cross 78; Tennessee 80, Furman 69; Alcorn St. 70, South Ala. 62; Missouri 61, San Jose St. 51; Texas A&M 55, Bradley 53; Kansas St. 71, Arkansas 53; Florida St. 94, Toledo 91; Pennsylvania 62, Washington St. 55; Purdue 90, La Salle 82; Virginia Tech 89, Western Ky. 85 (ot); *UCLA 87, Old Dominion 74; Arizona St. 99, *Loyola Marymount 71; Clemson 76, Utah St. 73; Lamar 87, Weber St. 86. **Second Round:** Syracuse 97, Villanova 83; Iowa 77, North Carolina St. 64; Georgetown 74, *Iona 71; Maryland 86, Tennessee 75; LSU 98, Alcorn St. 88; Missouri 87, Notre Dame 84 (ot); Texas A&M 78, North Carolina 61 (2 ot); Louisville 71, Kansas St. 69 (ot); Kentucky 97, Florida St. 78; Duke 52, Pennsylvania

42; Purdue 87, St. John's (N.Y.) 72; Indiana 68, Virginia Tech 59; *UCLA 77, DePaul 71; Ohio St. 89, Arizona St. 75; Clemson 71, Brigham Young 66; Lamar 81, *Oregon St. 77. **Regional Semifinals:** Iowa 88, Syracuse 77; Georgetown 74, Maryland 68; LSU 68, Missouri 63; Louisville 66, Texas A&M 55 (ot); Duke 55, Kentucky 54; Purdue 76, Indiana 69; *UCLA 72, Ohio St. 68; Clemson 74, Lamar 66. **Regional Championships:** Iowa 81, Georgetown 80; Louisville 86, LSU 66; Purdue 68, Duke 60; *UCLA 85, Clemson 74. **Semifinals:** Louisville 80, Iowa 72; *UCLA 67, Purdue 62. **Third Place:** Purdue 75, Iowa 58. **Championship:** Louisville 59, *UCLA 54.

**Iona's, Loyola Marymount's, Oregon State's and UCLA's participation in 1980 tournament vacated.*

1981 First Round: Lamar 71, Missouri 67; Arkansas 73, Mercer 67; Wichita St. 95, Southern U. 70; Kansas 69, Mississippi 66; St. Joseph's 59, Creighton 57; Boston College 93, Ball St. 90; Maryland 81, Chattanooga 69; UAB 93, Western Ky. 68; Kansas St. 64, San Francisco 60; Wyoming 78, Howard 43; Northeastern 55, Fresno St. 53; Pittsburg 70, Idaho 69 (ot); Villanova 90, Houston 72; Va. Commonwealth 85, LIU-Brooklyn 69; Brigham Young 60, Princeton 51; James Madison 61, Georgetown 55. **Second Round:** LSU 100, Lamar 78; Arkansas 74, Louisville 73; Wichita St. 60, Iowa 56; Kansas 88, Arizona St. 71; St. Joseph's 49, DePaul 48; Boston College 67, Wake Forest 64; Indiana 99, Maryland 64; UAB 69, Kentucky 62; Kansas St. 50, *Oregon St. 48; Illinois 67, Wyoming 65; Utah 94, Northeastern 69; North Carolina 74, Pittsburg 57; Virginia 54, Villanova 50; Tennessee 58, Va. Commonwealth 56 (ot); Brigham Young 78, UCLA 55; Notre Dame 54, James Madison 45. **Regional Semifinals:** LSU 72, Arkansas 56; Wichita St. 66, Kansas 65; St. Joseph's 42, Boston College 41; Indiana 87, UAB 72; Kansas St. 57, Illinois 52; North Carolina 61, Utah 56; Virginia 62, Tennessee 48; Brigham Young 51, Notre Dame 50. **Regional Championships:** LSU 96, Wichita St. 85; Indiana 78, St. Joseph's 46; North Carolina 82, Kansas St. 68; Virginia 74, Brigham Young 60. **Semifinals:** Indiana 67, LSU 49; North Carolina 78, Virginia 65. **Third Place:** Virginia 78, LSU 74. **Championship:** Indiana 63, North Carolina 50.

**Oregon State's participation in 1981 tournament vacated.*

1982 First Round: James Madison 55, Ohio St. 48; St. John's (N.Y.) 66, Pennsylvania 56; Northeastern 63, St. Joseph's 62; Wake Forest 74, Old Dominion 57; Boston College 70, San Francisco 66; Kansas St. 77, Northern Ill. 68; Houston 94, Alcorn St. 84; Marquette 67, Evansville 62; Tennessee 61, La-Lafayette 57; Indiana 94, Robert Morris 62; Middle Tenn. 50, Kentucky 44; Chattanooga 58, North Carolina St. 51; Wyoming 61, Southern California 58; West Virginia 102, N.C. A&T 72; Iowa 70, La-Monroe 63; Pepperdine 99, Pittsburg 88. **Second Round:** North Carolina 52, James Madison 50; Alabama 69, St. John's (N.Y.) 68; Villanova 76, Northeastern 72 (3 ot); *Memphis 56, Wake Forest 55; Boston College 82, DePaul 75; Kansas St. 65, Arkansas 64; Houston 78, Tulsa 74; Missouri 73, Marquette 69; Virginia 54, Tennessee 51; UAB 80, Indiana 70; Louisville 81, Middle Tenn. 56; Minnesota 62, Chattanooga 61; Georgetown 51, Wyoming 43; Fresno St. 50, West Virginia 46; Idaho 69, Iowa 67 (ot); *Oregon St. 70, Pepperdine 51. **Regional Semifinals:** North Carolina 74, Alabama 69; Villanova 70, *Memphis 66; Boston College 69, Kansas St. 65; Houston 79, Missouri 78; UAB 68, Virginia 66; Louisville 67, Minnesota 61; Georgetown 58, Fresno St. 40; *Oregon St. 60, Idaho 42. **Regional Championships:** North Carolina 70, Villanova 60; Houston 99, Boston College 92; Louisville 75, UAB 68; Georgetown 69, *Oregon St. 45. **Semifinals:** North Carolina 68, Houston 63; Georgetown 50, Louisville 46. **Championship:** North Carolina 63, Georgetown 62.

**Oregon State's and Memphis' participation in 1982 tournament vacated.*

1983 Opening Round: Robert Morris 64, Ga. Southern 54; Alcorn St. 81, Xavier 75; Princeton 53, N.C. A&T 41; La Salle 70, Boston U. 58. **First Round:** Maryland 52, Chattanooga 51; Lamar 73, Alabama 50; Georgetown 68, Alcorn St. 63; Iowa 64, Utah St. 59; Purdue 55, Robert Morris 53; Ohio 51, Illinois St. 49; Tennessee 57, Marquette 56; Oklahoma 71, UAB 63; Utah 52, Illinois 49; Washington St. 62, Weber St. 52; Princeton 56, Oklahoma St. 53; North Carolina St. 69, Pepperdine 67 (2 ot); James Madison

57, West Virginia 50; Va. Commonwealth 76, La Salle 67; Syracuse 74, Morehead St. 59; Rutgers 60, La-Lafayette 53. **Second Round:** Villanova 60, Lamar 58; Houston 60, Maryland 50; Iowa 77, Missouri 63; *Memphis 66, Georgetown 57; Kentucky 57, Ohio 40; Arkansas 78, Purdue 68; Indiana 63, Oklahoma 49; Louisville 70, Tennessee 57; Virginia 54, Washington St. 49; Utah 67, UCLA 61; North Carolina St. 71, UNLV 70; Boston College 51, Princeton 42; North Carolina 68, James Madison 49; Georgia 56, Va. Commonwealth 54; Ohio St. 79, Syracuse 74; St. John's (N.Y.) 66, Rutgers 55. **Regional Semifinals:** Villanova 55, Iowa 54; Houston 70, *Memphis 63; Kentucky 64, Indiana 59; Louisville 65, Arkansas 63; North Carolina St. 75, Utah 56; Virginia 95, Boston College 92; North Carolina 64, Ohio St. 51; Georgia 70, St. John's (N.Y.) 67. **Regional Championships:** Houston 89, Villanova 71; Louisville 80, Kentucky 68 (ot); North Carolina St. 63, Virginia 62; Georgia 82, North Carolina 77. **Semifinals:** North Carolina St. 67, Georgia 60; Houston 94, Louisville 81. **Championship:** North Carolina St. 54, Houston 52.

**Memphis' participation in 1983 tournament vacated.*

1984 Opening Round: Morehead St. 70, N.C. A&T 69; Princeton 65, San Diego 56; Richmond 89, Rider 65; Northeastern 90, LIU-Brooklyn 87; Alcorn St. 79, Houston Baptist 60. **First Round:** Brigham Young 84, UAB 68; Louisville 72, Morehead St. 59; West Virginia 64, Oregon St. 62; Villanova 84, Marshall 72; Southern Methodist 83, Miami (Ohio) 69; UNLV 68, Princeton 56; Washington 64, Nevada 54; Dayton 74, LSU 66; Temple 65, St. John's (N.Y.) 63; Richmond 72, Auburn 71; Va. Commonwealth 70, Northeastern 69; Virginia 58, Iona 57; Illinois St. 49, Alabama 48; Kansas 57, Alcorn St. 56; *Memphis 92, Oral Roberts 83; Louisiana Tech 66, Fresno St. 56. **Second Round:** Kentucky 93, Brigham Young 68; Louisville 69, Tulsa 67; Maryland 102, West Virginia 77; Illinois 64, Villanova 56; Georgetown 37, Southern Methodist 36; UNLV 73, UTEP 60; Washington 80, Duke 78; Dayton 89, Oklahoma 85; North Carolina 77, Temple 66; Indiana 75, Richmond 67; Syracuse 78, Va. Commonwealth 63; Virginia 53, Arkansas 51 (ot); DePaul 75, Illinois St. 61; Wake Forest 69, Kansas 59; *Memphis 66, Purdue 48; Houston 77, Louisiana Tech 69. **Regional Semifinals:** Kentucky 72, Louisville 67; Illinois 72, Maryland 70; Georgetown 62, UNLV 48; Dayton 64, Washington 55; Indiana 72, North Carolina 68; Virginia 63, Syracuse 58; Wake Forest 73, DePaul 71 (ot); Houston 78, *Memphis 71. **Regional Championships:** Kentucky 54, Illinois 51; Georgetown 61, Dayton 49; Virginia 50, Indiana 48; Houston 68, Wake Forest 63. **Semifinals:** Georgetown 53, Kentucky 40; Houston 49, Virginia 47 (ot). **Championship:** Georgetown 84, Houston 75.

**Memphis' participation in 1984 tournament vacated.*

1985 First Round: Georgetown 68, Lehigh 43; Temple 60, Virginia Tech 57; Southern Methodist 85, Old Dominion 68; Loyola (Ill.) 59, Iona 58; Illinois 76, Northeastern 57; *Georgia 67, Wichita St. 59; Syracuse 70, DePaul 65; Georgia Tech 65, Mercer 58; Auburn 59, Purdue 58; Kansas 49, Ohio 38; Notre Dame 79, Oregon St. 70; North Carolina 76, Middle Tenn. 57; Michigan 59, Fairleigh Dickinson 55; Villanova 51, Dayton 49; Maryland 69, Miami (Ohio) 68 (ot); Navy 78, LSU 55; Oklahoma 96, N.C. A&T 83; Illinois St. 58, Southern California 55; Ohio St. 75, Iowa St. 64; Louisiana Tech 78, Pittsburg 54; Boston College 55, Texas Tech 53; Duke 75, Pepperdine 62; UAB 70, Michigan St. 68; *Memphis 67, Pennsylvania 55; St. John's (N.Y.) 83, Southern U. 59; Arkansas 63, Iowa 54; Kentucky 66, Washington 58; UNLV 85, San Diego St. 80; UTEP 79, Tulsa 75; North Carolina St. 65, Nevada 56; Alabama 50, Arizona 41; Va. Commonwealth 81, Marshall 65. **Second Round:** Georgetown 63, Temple 46; Loyola (Ill.) 70, Southern Methodist 57; Illinois 74, *Georgia 58; Georgia Tech 70, Syracuse 53; Villanova 59, Michigan 55; Maryland 64, Navy 59; Auburn 66, Kansas 64; North Carolina 60, Notre Dame 58; Oklahoma 75, Illinois St. 69; Louisiana Tech 79, Ohio St. 67; Boston College 74, Duke 73; *Memphis 67, UAB 66 (ot); St. John's (N.Y.) 68, Arkansas 65; Kentucky 64, UNLV 61; Alabama 63, Va. Commonwealth 59; North Carolina St. 86, UTEP 73. **Regional Semifinals:** Georgetown 65, Loyola (Ill.) 53; Georgia Tech 61, Illinois 53; Villanova 46, Maryland 43; North Carolina 62, Auburn 56; Oklahoma 86, Louisiana Tech 84 (ot); *Memphis 59, Boston College 57; North Carolina St. 61, Alabama 55; St. John's (N.Y.) 86, Kentucky 70. **Regional Championships:** Georgetown 60, Georgia Tech 54; Villanova 56, North Carolina 44; *Memphis 63, Oklahoma 61; St. John's (N.Y.)

69, North Carolina St. 60. **Semifinals:** Villanova 52, *Memphis 45; Georgetown 77, St. John's (N.Y.) 59. **Championship:** Villanova 66, Georgetown 64.

**Georgia's and Memphis' participation in 1985 tournament vacated.*

1986 First Round: Duke 85, Mississippi Val. 78; Old Dominion 72, West Virginia 64; *DePaul 72, Virginia 68; Oklahoma 80, Northeastern 74; St. Joseph's 60, Richmond 59; Cleveland St. 83, Indiana 79; Navy 87, Tulsa 68; Syracuse 101, Brown 52; Kansas 71, N.C. A&T 46; Temple 61, Jacksonville 50 (ot); Michigan St. 72, Washington 70; Georgetown 70, Texas Tech 64; North Carolina St. 66, Iowa 64; Ark.-Little Rock 90, Notre Dame 83; Iowa St. 81, Miami (Ohio) 79 (ot); Michigan 70, Akron 64; Kentucky 75, Davidson 55; Western Ky. 67, Nebraska 59; Alabama 97, Xavier 80; Illinois 75, Fairfield 51; LSU 94, Purdue 87 (2 ot); *Memphis 95, Ball St. 63; Villanova 71, Virginia Tech 62; Georgia Tech 68, Marist 53; St. John's (N.Y.) 83, Montana St. 74; Auburn 73, Arizona 63; Maryland 69, Pepperdine 64; UNLV 74, La.-Monroe 51; UAB 66, Missouri 64; North Carolina 84, Utah 72; Bradley 83, UTEP 65; Louisville 93, Drexel 73. **Second Round:** Kentucky 71, Western Ky. 64; Alabama 58, Illinois 56; LSU 83, *Memphis 81; Georgia Tech 66, Villanova 61; Auburn 81, St. John's (N.Y.) 65; UNLV 70, Maryland 64; North Carolina 77, UAB 59; Louisville 82, Bradley 68; Duke 89, Old Dominion 61; *DePaul 74, Oklahoma 69; Cleveland St. 75, St. Joseph's 69; Navy 97, Syracuse 85; Kansas 65, Temple 43; Michigan St. 80, Georgetown 68; North Carolina St. 80, Ark.-Little Rock 66 (2 ot); Iowa St. 72, Michigan 69. **Regional Semifinals:** Duke 74, *DePaul 67; Navy 71, Cleveland St. 70; Kansas 96, Michigan St. 86 (ot); North Carolina St. 70, Iowa St. 66; Kentucky 68, Alabama 63; LSU 70, Georgia Tech 64; Auburn 70, UNLV 63; Louisville 94, North Carolina 79. **Regional Championships:** LSU 59, Kentucky 57; Louisville 84, Auburn 76; Duke 71, Navy 50; Kansas 75, North Carolina St. 67. **Semifinals:** Louisville 88, LSU 77; Duke 71, Kansas 67. **Championship:** Louisville 72, Duke 69.

**Memphis' and DePaul's participation in 1986 tournament vacated.*

1987 First Round: North Carolina 113, Pennsylvania 82; Michigan 97, Navy 82; Notre Dame 84, Middle Tenn. 71; TCU 76, *Marshall 60; *Florida 82, *North Carolina St. 70; Purdue 104, Northeastern 95; Western Ky. 64, West Virginia 62; Syracuse 79, Ga. Southern 73; Georgetown 75, Bucknell 53; Ohio St. 91, Kentucky 77; Kansas 66, Houston 55; Southwest Mo. St. 65, Clemson 60; Providence 90, UAB 68; Austin Peay 68, Illinois 67; New Orleans 83, Brigham Young 79; *Alabama 88, N.C. A&T 71; Indiana 92, Fairfield 58; Auburn 62, San Diego 61; Duke 58, Texas A&M 51; Xavier 70, Missouri 69; St. John's (N.Y.) 57, Wichita St. 55; *DePaul 76, Louisiana Tech 62; LSU 85, Georgia Tech 79; Temple 75, Southern U. 56; Oklahoma 74, Tulsa 69; Pittsburgh 93, Marist 68; UTEP 98, Arizona 91 (ot); Iowa 99, Santa Clara 76; UNLV 95, Idaho St. 70; Kansas St. 82, Georgia 79 (ot); Wyoming 64, Virginia 60; UCLA 92, Central Mich. 73. **Second Round:** Notre Dame 58, TCU 57; North Carolina 109, Michigan 97; *Florida 85, Purdue 66; Syracuse 104, Western Ky. 86; Georgetown 82, Ohio St. 79; Kansas 67, Southwest Mo. St. 63; Providence 90, Austin Peay 87 (ot); *Alabama 101, New Orleans 76; Indiana 107, Auburn 90; Duke 65, Xavier 60; *DePaul 83, St. John's (N.Y.) 75 (ot); LSU 72, Temple 62; Oklahoma 96, Pittsburgh 93; Iowa 84, UTEP 82; UNLV 80, Kansas St. 61; Wyoming 78, UCLA 68. **Regional Semifinals:** North Carolina 74, Notre Dame 68; Syracuse 87, *Florida 81; Providence 103, *Alabama 82; Georgetown 70, Kansas 57; Indiana 88, Duke 82; LSU 63, *DePaul 58; UNLV 92, Wyoming 78; Iowa 93, Oklahoma 91 (ot). **Regional Championships:** Syracuse 79, North Carolina 75; Providence 88, Georgetown 73; Indiana 77, LSU 76; UNLV 84, Iowa 81. **Semifinals:** Syracuse 77, Providence 63; Indiana 97, UNLV 93. **Championship:** Indiana 74, Syracuse 73.

**Alabama's, DePaul's, Florida's, Marshall's and North Carolina State's participation in 1987 tournament vacated.*

1988 First Round: Purdue 94, Fairleigh Dickinson 79; Memphis 75, Baylor 60; *DePaul 83, Wichita St. 62; Kansas St. 66, La Salle 53; Kansas 85, Xavier 72; Murray St. 78, *North Carolina St. 75; Vanderbilt 80, Utah St. 77; Pittsburgh 108, Eastern Mich. 90; Temple 87, Lehigh 73; Georgetown 66, LSU 63; Georgia Tech 90, Iowa St. 78; Richmond 72, Indiana 69; Rhode Island 87, Missouri 80; Syracuse 69,

N.C. A&T 55; Southern Methodist 83, Notre Dame 75; Duke 85, Boston U. 69; Arizona 90, Cornell 50; Seton Hall 80, UTEP 64; Iowa 102, Florida St. 98; UNLV 54, Southwest Mo. St. 50; *Florida 62, St. John's (N.Y.) 59; Michigan 63, Boise St. 58; Loyola Marymount 119, Wyoming 115; North Carolina 83, North Texas 65; Oklahoma 94, Chattanooga 66; Auburn 90, Bradley 86; Louisville 70, Oregon St. 61; Brigham Young 98, Charlotte 92 (ot); Villanova 82, Arkansas 74; Illinois 81, Texas-San Antonio 72; *Maryland 92, UC Santa Barb. 82; *Kentucky 99, Southern U. 84. **Second Round:** Purdue 100, Memphis 73; Kansas St. 66, *DePaul 58; Kansas 61, Murray St. 58; Vanderbilt 80, Pittsburgh 74 (ot); Temple 74, Georgetown 53; Richmond 59, Georgia Tech 55; Rhode Island 97, Syracuse 94; Duke 94, Southern Methodist 79; Arizona 84, Seton Hall 55; Iowa 104, UNLV 86; Michigan 108, *Florida 85; North Carolina 123, Loyola Marymount 97; Oklahoma 107, Auburn 87; Louisville 97, Brigham Young 76; Villanova 66, Illinois 63; *Kentucky 90, *Maryland 81. **Regional Semifinals:** Kansas St. 73, Purdue 70; Kansas 77, Vanderbilt 64; Temple 69, Richmond 47; Duke 73, Rhode Island 72; Arizona 99, Iowa 79; North Carolina 78, Michigan 69; Oklahoma 108, Louisville 98; Villanova 80, *Kentucky 74. **Regional Championships:** Kansas 71, Kansas St. 58; Duke 63, Temple 53; Arizona 70, North Carolina 52; Oklahoma 78, Villanova 59. **Semifinals:** Kansas 66, Duke 59; Oklahoma 86, Arizona 78. **Championship:** Kansas 83, Oklahoma 79.

**DePaul's, Florida's, Kentucky's, North Carolina State's and Maryland's participation in 1988 tournament vacated.*

1989 First Round: Illinois 77, McNeese St. 71; Ball St. 68, Pittsburgh 64; Arkansas 120, Loyola Marymount 101; Louisville 76, Ark.-Little Rock 71; Texas 76, Georgia Tech 70; Missouri 85, Creighton 69; Colorado St. 68, Florida 46; Syracuse 104, Bucknell 81; Oklahoma 72, East Tenn. St. 71; Louisiana Tech 83, La Salle 74; Virginia 100, Providence 97; Middle Tenn. 97, Florida St. 83; South Ala. 86, Alabama 84; Michigan 92, Xavier 87; UCLA 84, Iowa St. 74; North Carolina 93, Southern U. 79; Georgetown 50, Princeton 49; Notre Dame 81, Vanderbilt 65; North Carolina St. 81, South Carolina 66; Iowa 87, Rutgers 73; Minnesota 86, Kansas St. 75; Siena 80, Stanford 78; West Virginia 84, Tennessee 68; Duke 90, South Carolina St. 69; Arizona 94, Robert Morris 60; Clemson 83, St. Mary's (Cal.) 70; *DePaul 66, Memphis 63; UNLV 68, Idaho 56; Evansville 54, Oregon St. 90 (ot); Seton Hall 60, Southwest Mo. St. 51; UTEP 85, LSU 74; Indiana 99, George Mason 85. **Second Round:** Illinois 72, Ball St. 60; Louisville 93, Arkansas 84; Missouri 108, Texas 89; Syracuse 65, Colorado St. 50; Oklahoma 124, Louisiana Tech 81; Virginia 104, Middle Tenn. 88; Michigan 91, South Ala. 82; North Carolina 88, UCLA 81; Georgetown 81, Notre Dame 74; North Carolina St. 102, Iowa 96 (2 ot); Minnesota 80, Siena 67; Duke 70, West Virginia 63; Arizona 94, Clemson 68; UNLV 85, *DePaul 70; Seton Hall 87, Evansville 73; Indiana 92, UTEP 69. **Regional Semifinals:** Illinois 83, Louisville 69; Syracuse 83, Missouri 80; Virginia 86, Oklahoma 80; Michigan 92, North Carolina 87; Georgetown 69, North Carolina St. 61; Duke 87, Minnesota 70; UNLV 68, Arizona 67; Seton Hall 78, Indiana 65. **Regional Championships:** Illinois 89, Syracuse 86; Michigan 102, Virginia 65; Duke 85, Georgetown 77; Seton Hall 84, UNLV 61. **Semifinals:** Seton Hall 95, Duke 78; Michigan 83, Illinois 81. **Championship:** Michigan 80, Seton Hall 79 (ot).

**DePaul's participation in 1989 tournament vacated.*

1990 First Round: Michigan St. 75, Murray St. 71 (ot); UC Santa Barb. 70, Houston 66; LSU 70, Villanova 63; Georgia Tech 99, East Tenn. St. 83; Minnesota 64, UTEP 61 (ot); Northern Iowa 74, Missouri 71; Virginia 75, Notre Dame 67; Syracuse 70, Coppin St. 48; UNLV 102, Ark.-Little Rock 72; Ohio St. 84, Providence 83 (ot); Ball St. 54, Oregon St. 53; Louisville 78, Idaho 59; Loyola Marymount 111, New Mexico St. 92; Michigan 76, Illinois St. 70; Alabama 71, Colorado St. 54; Arizona 79, South Fla. 67; Connecticut 76, Boston U. 52; California 65, Indiana 63; Clemson 49, Brigham Young 47; La Salle 79, Southern Miss. 63; St. John's (N.Y.) 81, Temple 65; Duke 81, Richmond 46; UCLA 68, UAB 56; Kansas 79, Robert Morris 71; Oklahoma 77, Towson 68; North Carolina 83, Southwest Mo. St. 70; Dayton 88, Illinois 86; Arkansas 68, Princeton 64; Xavier 87, Kansas St. 79; Georgetown 70, Texas Southern 52; Texas 100, Georgia 88; Purdue 75, La.-Monroe 63. **Second Round:** Michigan St. 62, UC Santa Barb. 58; Georgia Tech 94, LSU 91; Minnesota 81, Northern Iowa 78; Syracuse 63, Virginia 61; UNLV 76, Ohio St. 65; Ball St. 62, Louisville 60; Loyola

Marymount 149, Michigan 115; Alabama 77, Arizona 55; Connecticut 74, California 54; Clemson 79, La Salle 75; Duke 76, St. John's (N.Y.) 72; UCLA 71, Kansas 70; North Carolina 79, Oklahoma 77; Arkansas 86, Dayton 84; Xavier 74, Georgetown 71; Texas 73, Purdue 72. **Regional Semifinals:** Georgia Tech 81, Michigan St. 80 (ot); Minnesota 82, Syracuse 75; UNLV 69, Ball St. 67; Loyola Marymount 62, Alabama 60; Connecticut 71, Clemson 70; Duke 90, UCLA 81; Arkansas 96, North Carolina 73; Texas 102, Xavier 89. **Regional Championships:** Georgia Tech 93, Minnesota 91; UNLV 131, Loyola Marymount 101; Duke 79, Connecticut 78 (ot); Arkansas 88, Texas 85. **Semifinals:** UNLV 90, Georgia Tech 81; Duke 97, Arkansas 83. **Championship:** UNLV 103, Duke 73.

1991 First Round: UNLV 99, Montana 65; Georgetown 70, Vanderbilt 60; Michigan St. 60, Wis.-Green Bay 58; Utah 82, South Ala. 72; Creighton 64, New Mexico St. 56; Seton Hall 71, Pepperdine 51; Brigham Young 61, Virginia 48; Arizona 93, St. Francis (Pa.) 80; Ohio St. 97, Towson 86; Georgia Tech 87, DePaul 70; Texas 73, St. Peter's 65; St. John's (N.Y.) 75, Northern Ill. 68; Connecticut 79, LSU 62; Xavier 89, Nebraska 84; Iowa 76, East Tenn. St. 73; Duke 102, La.-Monroe 73; North Carolina 101, Northeastern 66; Villanova 50, Princeton 48; Eastern Mich. 76, Mississippi St. 56; Penn St. 74, UCLA 69; North Carolina St. 114, Southern Miss. 85; Oklahoma St. 67, New Mexico 54; Temple 80, Purdue 63; Richmond 73, Syracuse 69; Arkansas 117, Georgia St. 76; Arizona St. 79, Rutgers 76; Wake Forest 71, Louisiana Tech 65; Alabama 89, Murray St. 79; Pittsburgh 76, Georgia 68 (ot); Kansas 55, New Orleans 49; Florida St. 75, Southern California 72; Indiana 79, Coastal Caro. 69. **Second Round:** UNLV 62, Georgetown 54; Utah 85, Michigan St. 84 (2 ot); Seton Hall 81, Creighton 69; Arizona 76, Brigham Young 61; Ohio St. 65, Georgia Tech 61; St. John's (N.Y.) 84, Texas 76; Connecticut 66, Xavier 50; Duke 85, Iowa 70; North Carolina 84, Villanova 69; Eastern Mich. 71, Penn St. 68 (ot); Oklahoma St. 73, North Carolina St. 64; Temple 77, Richmond 64; Arkansas 97, Arizona St. 90; Alabama 96, Wake Forest 88; Kansas 77, Pittsburgh 66; Indiana 82, Florida St. 60. **Regional Semifinals:** UNLV 83, Utah 66; Seton Hall 81, Arizona 77; St. John's (N.Y.) 91, Ohio St. 74; Duke 81, Connecticut 67; North Carolina 93, Eastern Mich. 67; Temple 72, Oklahoma St. 63 (ot); Arkansas 93, Alabama 70; Kansas 83, Indiana 65. **Regional Championships:** UNLV 77, Seton Hall 65; Duke 78, St. John's (N.Y.) 61; North Carolina 75, Temple 72; Kansas 93, Arkansas 81. **Semifinals:** Duke 79, UNLV 77; Kansas 79, North Carolina 73. **Championship:** Duke 72, Kansas 65.

1992 First Round: Kansas 100, Howard 67; UTEP 55, Evansville 50; Michigan St. 61, Southwest Mo. St. 54; Cincinnati 85, Delaware 47; Memphis 80, Pepperdine 70; Arkansas 80, Murray St. 69; Georgia Tech 65, Houston 60; Southern California 84, La.-Monroe 54; Ohio St. 83, Mississippi Val. 56; Connecticut 86, Nebraska 65; Alabama 80, Stanford 75; North Carolina 68, Miami (Ohio) 63; *Michigan 73, Temple 66; East Tenn. St. 87, Arizona 92; Tulane 61, St. John's (N.Y.) 57; Oklahoma St. 100, Ga. Southern 73; Duke 82, Campbell 56; Iowa 98, Texas 92; Missouri 89, West Virginia 78; Seton Hall 78, La Salle 76; Syracuse 51, Princeton 43; Massachusetts 85, Fordham 58; Iowa St. 76, Charlotte 74; Kentucky 88, Old Dominion 69; UCLA 73, Robert Morris 53; Louisville 81, Wake Forest 58; New Mexico St. 81, DePaul 73; La.-Lafayette 87, Oklahoma 83; Georgetown 75, South Fla. 60; Florida St. 78, Montana 68; LSU 94, Brigham Young 83; Indiana 94, Eastern Ill. 55. **Second Round:** UTEP 66, Kansas 60; Cincinnati 77, Michigan St. 65; Memphis 82, Arkansas 80; Georgia Tech 79, Southern California 78; Ohio St. 78, Connecticut 55; North Carolina 64, Alabama 55; *Michigan 102, East Tenn. St. 90; Oklahoma St. 87, Tulane 71; Duke 75, Iowa 62; Seton Hall 88, Missouri 71; Massachusetts 77, Syracuse 71 (ot); Kentucky 106, Iowa St. 98; UCLA 85, Louisville 69; New Mexico St. 81, La.-Lafayette 73; Florida St. 78, Georgetown 68; Indiana 89, LSU 79. **Regional Semifinals:** Cincinnati 69, UTEP 67; Memphis 83, Georgia Tech 79 (ot); Ohio St. 80, North Carolina 73; *Michigan 75, Oklahoma St. 72; Duke 81, Seton Hall 69; Kentucky 87, Massachusetts 77; UCLA 85, New Mexico St. 78; Indiana 85, Florida St. 74. **Regional Championships:** Cincinnati 88, Memphis 57; *Michigan 75, Ohio St. 71 (ot); Duke 104, Kentucky 103 (ot); Indiana 106, UCLA 79. **Semifinals:** *Michigan 76, Cincinnati 72; Duke 81, Indiana 78. **Championship:** Duke 71, *Michigan 51.

**Michigan's participation in 1992 tournament vacated.*

1993 First Round: Kentucky 96, Rider 52; Utah 86, Pittsburgh 65; Wake Forest 81, Chattanooga 58; Iowa 82, La.-Monroe 69; Tulane 55, Kansas St. 53; Florida St. 82, Evansville 70; Western Ky. 55, Memphis 52; Seton Hall 81, Tennessee St. 59; *Michigan 84, Coastal Caro. 53; UCLA 81, Iowa St. 70; George Washington 82, New Mexico 68; Southern U. 93, Georgia Tech 78; Illinois 75, Long Beach St. 72; Vanderbilt 92, Boise St. 72; Temple 75, Missouri 61; Santa Clara 64, Arizona 61; North Carolina 85, East Caro. 65; Rhode Island 74, Purdue 68; St. John's (N.Y.) 85, Texas Tech 67; Arkansas 94, Holy Cross 64; Virginia 78, Manhattan 66; Massachusetts 54, Pennsylvania 50; New Mexico St. 93, Nebraska 79; Cincinnati 93, Coppin St. 66; Indiana 97, Wright St. 54; Xavier 73, New Orleans 55; Oklahoma St. 74, Marquette 62; Louisville 76, Delaware 70; California 66, LSU 64; Duke 105, Southern Ill. 70; Brigham Young 80, Southern Methodist 71; Kansas 94, Ball St. 72. **Second Round:** Kentucky 83, Utah 62; Wake Forest 84, Iowa 78; Florida St. 94, Tulane 63; Western Ky. 72, Seton Hall 68; *Michigan 86, UCLA 84 (ot); George Washington 90, Southern U. 80; Vanderbilt 85, Illinois 68; Temple 68, Santa Clara 57; North Carolina 112, Rhode Island 67; Arkansas 80, St. John's (N.Y.) 74; Virginia 71, Massachusetts 56; Cincinnati 92, New Mexico St. 55; Indiana 73, Xavier 70; Louisville 78, Oklahoma St. 63; California 82, Duke 77; Kansas 90, Brigham Young 76. **Regional Semifinals:** Kentucky 103, Wake Forest 69; Florida St. 81, Western Ky. 78 (ot); *Michigan 72, George Washington 64; Temple 67, Vanderbilt 59; North Carolina 80, Arkansas 74; Cincinnati 71, Virginia 54; Indiana 82, Louisville 69; Kansas 93, California 76. **Regional Championships:** Kentucky 106, Florida St. 81; *Michigan 77, Temple 72; North Carolina 75, Cincinnati 68 (ot); Kansas 83, Indiana 77. **Semifinals:** North Carolina 78, Kansas 68; *Michigan 81, Kentucky 78 (ot). **Championship:** North Carolina 77, *Michigan 71.

*Michigan's participation in 1993 tournament vacated.

1994 First Round: Missouri 76, Navy 53; Wisconsin 80, Cincinnati 72; Wis.-Green Bay 61, California 57; Syracuse 92, Hawaii 78; Minnesota 74, Southern Ill. 60; Louisville 67, Boise St. 58; Virginia 57, New Mexico 54; Arizona 81, Loyola (Md.) 55; Arkansas 94, N.C. A&T 79; Georgetown 84, Illinois 77; Tulsa 112, UCLA 102; Oklahoma St. 65, New Mexico St. 55; Texas 91, Western Ky. 77; Michigan 78, Pepperdine 74 (ot); Maryland 74, St. Louis 66; Massachusetts 78, Southwest Tex. St. 60; North Carolina 71, Liberty 51; Boston College 67, Washington St. 64; Indiana 84, Ohio 72; Temple 61, Drexel 39; Pennsylvania 90, Nebraska 80; Florida 64, James Madison 62; George Washington 51, UAB 46; Connecticut 64, Rider 46; Purdue 98, UCF 67; Alabama 76, Providence 70; Wake Forest 68, Col. of Charleston 58; Kansas 102, Chattanooga 73; Marquette 81, La.-Lafayette 59; Kentucky 83, Tennessee St. 70; Michigan St. 84, Seton Hall 73; Duke 82, Texas Southern 70. **Second Round:** Missouri 109, Wisconsin 96; Syracuse 64, Wis.-Green Bay 59; Louisville 60, Minnesota 55; Arizona 71, Virginia 58; Arkansas 85, Georgetown 73; Tulsa 82, Oklahoma St. 80; Michigan 84, Texas 79; Maryland 95, Massachusetts 87; Boston College 75, North Carolina 72; Indiana 67, Temple 58; Florida 70, Pennsylvania 58; Connecticut 75, George Washington 63; Purdue 83, Alabama 73; Kansas 69, Wake Forest 58; Marquette 75, Kentucky 63; Duke 85, Michigan St. 74. **Regional Semifinals:** Missouri 98, Syracuse 88 (ot); Arizona 82, Louisville 70; Arkansas 103, Tulsa 84; Michigan 78, Maryland 71; Boston College 77, Indiana 68; Florida 69, Connecticut 60 (ot); Purdue 83, Kansas 78; Duke 59, Marquette 49. **Regional Championships:** Arizona 92, Missouri 72; Arkansas 76, Michigan 68; Florida 74, Boston College 66; Duke 69, Purdue 60. **Semifinals:** Arkansas 91, Arizona 82; Duke 70, Florida 65. **Championship:** Arkansas 76, Duke 72.

1995 First Round: Kansas 82, Colgate 68; Western Ky. 82, Michigan 76 (ot); Miami (Ohio) 71, Arizona 62; Virginia 96, Nicholls St. 72; Memphis 77, Louisville 56; Purdue 49, Wis.-Green Bay 48; Syracuse 96, Southern Ill. 92; Arkansas 79, Texas Southern 78; Kentucky 113, Mount St. Mary's 67; Tulane 76, Brigham Young 70; Arizona St. 81, Ball St. 66; Manhattan 77, Oklahoma 67; Georgetown 68, Xavier 63; Weber St. 79, Michigan St. 72; Iowa St. 64, Florida 61; North Carolina 80, Murray St. 70; Wake Forest 79, N.C. A&T 47; St. Louis 64, Minnesota 61 (ot); Alabama 91, Pennsylvania 85 (ot); Oklahoma St. 73, Drexel 49; Tulsa 68, Illinois 62; Old Dominion 89, Villanova 81 (3 ot); Stanford 70, Charlotte 68; Massachusetts 68, St. Peter's 51; UCLA 92,

Florida Int'l 56; Missouri 65, Indiana 60; Mississippi St. 75, Santa Clara 67; Utah 76, Long Beach St. 64; Texas 90, Oregon 73; Maryland 87, Gonzaga 63; Cincinnati 77, Temple 71; Connecticut 100, Chattanooga 71. **Second Round:** Kansas 75, Western Ky. 70; Virginia 60, Miami (Ohio) 54 (ot); Memphis 75, Purdue 73; Arkansas 96, Syracuse 94 (ot); Kentucky 82, Tulane 60; Arizona St. 64, Manhattan 54; Georgetown 53, Weber St. 51; North Carolina 73, Iowa St. 51; Wake Forest 64, St. Louis 59; Oklahoma St. 66, Alabama 52; Tulsa 64, Old Dominion 52; Massachusetts 75, Stanford 53; UCLA 75, Missouri 74; Mississippi St. 78, Utah 64; Maryland 82, Texas 68; Connecticut 96, Cincinnati 91. **Regional Semifinals:** Virginia 67, Kansas 58; Arkansas 96, Memphis 91 (ot); Kentucky 97, Arizona St. 73; North Carolina 74, Georgetown 64; Massachusetts 76, Tulsa 51; Oklahoma St. 71, Wake Forest 66; Connecticut 99, Maryland 89; UCLA 86, Mississippi St. 67. **Regional Championships:** Arkansas 68, Virginia 61; North Carolina 74, Kentucky 61; Oklahoma St. 68, Massachusetts 54; UCLA 120, Connecticut 90. **Semifinals:** Arkansas 75, North Carolina 68; UCLA 74, Oklahoma St. 61. **Championship:** UCLA 89, Arkansas 78.

1996 First Round: Connecticut 68, Colgate 59; Eastern Mich. 75, Duke 60; Mississippi St. 58, Va. Commonwealth 51; Princeton 43, UCLA 41; Boston College 64, Indiana 51; Georgia Tech 90, Austin Peay 79; Temple 61, Oklahoma 43; Cincinnati 66, UNC Greensboro 61; Purdue 73, Western Caro. 71; Georgia 81, Clemson 74; Drexel 75, Memphis 63; Syracuse 88, Montana St. 55; Iowa 81, George Washington 79; Arizona 90, Valparaiso 51; Santa Clara 91, Maryland 79; Kansas 92, South Carolina St. 54; Massachusetts 92, UCF 70; Stanford 66, Bradley 58; Arkansas 86, Penn St. 80; Marquette 68, Monmouth 44; North Carolina 83, New Orleans 62; Texas Tech 74, Northern Ill. 73; New Mexico 69, Kansas St. 48; Georgetown 93, Mississippi Val. 56; Kentucky 110, San Jose St. 72; Virginia Tech 61, Wis.-Green Bay 48; Iowa St. 74, California 64; Utah 72, Canisius 43; Louisville 82, Tulsa 80 (ot); Villanova 92, Portland 58; Texas 80, *Michigan 76; Wake Forest 62, La.-Monroe 50. **Second Round:** Connecticut 95, Eastern Mich. 81; Mississippi St. 63, Princeton 41; Georgia Tech 103, Boston College 89; Cincinnati 78, Temple 65; Georgia 76, Purdue 69; Syracuse 69, Drexel 58; Arizona 87, Iowa 73; Kansas 76, Santa Clara 51; Massachusetts 79, Stanford 74; Arkansas 65, Marquette 56; Texas Tech 92, North Carolina 73; Georgetown 73, New Mexico 62; Kentucky 84, Virginia Tech 60; Utah 73, Iowa St. 67; Louisville 68, Villanova 64; Wake Forest 65, Texas 62. **Regional Semifinals:** Mississippi St. 60, Connecticut 55; Cincinnati 87, Georgia Tech 70; Syracuse 83, Georgia 81 (ot); Kansas 83, Arizona 80; Massachusetts 79, Arkansas 63; Georgetown 98, Texas Tech 90; Kentucky 101, Utah 70; Wake Forest 60, Louisville 59. **Regional Championships:** Mississippi St. 73, Cincinnati 63; Syracuse 60, Kansas 57; Massachusetts 86, Georgetown 62; Kentucky 83, Wake Forest 63. **Semifinals:** Syracuse 77, Mississippi St. 69; Kentucky 81, Massachusetts 74. **Championship:** Kentucky 76, Syracuse 67.

*Michigan's participation in 1996 tournament vacated.

1997 First Round: Kentucky 92, Montana 54; Iowa 73, Virginia 60; Boston College 73, Valparaiso 66; St. Joseph's 75, Pacific (Cal.) 65; Stanford 80, Oklahoma 67; Wake Forest 68, St. Mary's (Cal.) 46; Charlotte 79, Georgetown 67; Utah 75, Navy 61; Minnesota 78, Southwest Tex. St. 46; Temple 62, Mississippi 40; Tulsa 81, Boston U. 52; Clemson 68, Miami (Ohio) 56; Iowa St. 69, Illinois St. 57; Cincinnati 86, Butler 69; Xavier 80, Vanderbilt 68; UCLA 109, Charleston So. 75; North Carolina 82, Fairfield 74; Colorado 80, Indiana 62; California 55, Princeton 52; Villanova 101, ILL-Brooklyn 91; Louisville 65, Massachusetts 57; New Mexico 59, Old Dominion 55; Texas 71, Wisconsin 58; Coppin St. 78, North Carolina 65; Kansas 78, Jackson St. 64; Purdue 83, Rhode Island 76 (ot); Col. of Charleston 75, Maryland 66; Arizona 65, South Ala. 57; Illinois 90, Southern California 77; Chattanooga 73, Georgia 70; Providence 81, Marquette 59; Duke 71, Murray St. 68. **Second Round:** Kentucky 75, Iowa 69; St. Joseph's 81, Boston College 77 (ot); Stanford 72, Wake Forest 66; Utah 77, Charlotte 58; Minnesota 76, Temple 57; Clemson 65, Tulsa 59; Iowa St. 67, Cincinnati 66; UCLA 96, Xavier 83; North Carolina 73, Colorado 56; California 75, Villanova 68; Louisville 64, New Mexico 63; Texas 82, Coppin St. 81; Kansas 75, Purdue 61; Arizona 73, Col. of Charleston 69;

Chattanooga 75, Illinois 63; Providence 98, Duke 87. **Regional Semifinals:** Kentucky 83, St. Joseph's 68; Utah 82, Stanford 77 (ot); Minnesota 90, Clemson 84 (2 ot); UCLA 74, Iowa St. 73 (ot); North Carolina 63, California 57; Louisville 78, Texas 63; Arizona 85, Kansas 82; Providence 71, Chattanooga 65. **Regional Championships:** Kentucky 72, Utah 59; Minnesota 80, UCLA 72; North Carolina 97, Louisville 74; Arizona 96, Providence 92 (ot). **Semifinals:** Kentucky 78, Minnesota 69; Arizona 66, North Carolina 58. **Championship:** Arizona 84, Kentucky 79 (ot).

1998 First Round: Kansas 110, Prairie View 52; Rhode Island 97, Murray St. 74; Florida St. 96, TCU 87; Valparaiso 70, Mississippi 69; Western Mich. 75, Clemson 72; Stanford 67, Col. of Charleston 57; Detroit 66, St. John's (N.Y.) 64; Purdue 95, Delaware 56; Duke 99, Radford 63; Oklahoma St. 74, George Washington 59; Syracuse 63, Iona 61; New Mexico 79, Butler 62; UCLA 65, Miami (Fla.) 62; *Michigan 80, Davidson 61; St. Louis 51, Massachusetts 85; Kentucky 82, South Carolina St. 67; North Carolina 88, Navy 52; Charlotte 77, Ill.-Chicago 62; Princeton 69, UNLV 57; Michigan St. 83, Eastern Mich. 71; Washington 69, Xavier 68; Richmond 62, South Carolina 61; Indiana 94, Oklahoma 87 (ot); Connecticut 93, Fairleigh Dickinson 85; Arizona 99, Nicholls St. 60; Illinois St. 82, Tennessee 81 (ot); Illinois 64, South Ala. 51; Maryland 82, Utah St. 68; Arkansas 74, Nebraska 65; Utah 85, San Francisco 68; West Virginia 82, Temple 52; Cincinnati 65, Northern Ariz. 62. **Second Round:** Rhode Island 80, Kansas 75; Valparaiso 83, Florida St. 77 (ot); Stanford 83, Western Mich. 65; Purdue 80, Detroit 65; Duke 79, Oklahoma St. 73; Syracuse 56, New Mexico 46; UCLA 85, *Michigan 82; Kentucky 88, St. Louis 61; North Carolina 93, Charlotte 83 (ot); Michigan St. 63, Princeton 56; Washington 81, Richmond 66; Connecticut 78, Indiana 68; Arizona 82, Illinois St. 49; Maryland 67, Illinois 61; Utah 75, Arkansas 69; West Virginia 75, Cincinnati 74. **Regional Semifinals:** Rhode Island 74, Valparaiso 68; Stanford 67, Purdue 59; Duke 80, Syracuse 67; Kentucky 94, UCLA 68; North Carolina 73, Michigan St. 58; Connecticut 75, Washington 74; Arizona 87, Maryland 79; Utah 65, West Virginia 62. **Regional Championships:** Stanford 79, Rhode Island 77; Kentucky 86, Duke 84; North Carolina 75, Connecticut 64; Utah 76, Arizona 51. **Semifinals:** Kentucky 86, Stanford 85 (ot); Utah 65, North Carolina 59. **Championship:** Kentucky 78, Utah 69.

*Michigan's participation in 1998 tournament vacated.

1999 First Round: Auburn 80, Winthrop 41; Oklahoma St. 69, Syracuse 61; Detroit 56, UCLA 53; Ohio St. 72, Murray St. 58; Indiana 108, George Washington 88; St. John's (N.Y.) 69, Samford 43; Creighton 62, Louisville 58; Maryland 82, Valparaiso 60; Connecticut 91, Texas-San Antonio 66; New Mexico 61, Missouri 59; Iowa 77, UAB 64; Arkansas 94, Siena 80; Florida 75, Pennsylvania 61; Weber St. 76, North Carolina 74; Gonzaga 75, Minnesota 63; Stanford 69, Alcorn St. 57; Duke 99, Florida A&M 58; Tulsa 62, Col. of Charleston 53; Southwest Mo. St. 43, Wisconsin 32; Tennessee 62, Delaware 52; Temple 61, Kent St. 54; Cincinnati 72, George Mason 48; Purdue 58, Texas 54; Miami (Fla.) 75, Lafayette 54; Michigan St. 76, Mount St. Mary's 53; Mississippi 72, Villanova 70; Charlotte 81, Rhode Island 70 (ot); Oklahoma 61, Arizona 60; Kansas 95, Evansville 74; Kentucky 82, New Mexico St. 60; Miami (Ohio) 59, Washington 58; Utah 80, Arkansas St. 58. **Second Round:** Auburn 81, Oklahoma St. 74; Ohio St. 75, Detroit 44; St. John's (N.Y.) 86, Indiana 61; Maryland 75, Creighton 63; Connecticut 78, New Mexico 56; Iowa 82, Arkansas 72; Florida 82, Weber St. 74 (ot); Gonzaga 82, Stanford 74; Duke 97, Tulsa 56; Southwest Mo. St. 81, Tennessee 51; Temple 64, Cincinnati 54; Purdue 73, Miami (Fla.) 63; Michigan St. 74, Mississippi 66; Oklahoma 85, Charlotte 72; Kentucky 92, Kansas 88 (ot); Miami (Ohio) 66, Utah 58. **Regional Semifinals:** Ohio St. 72, Auburn 64; St. John's (N.Y.) 76, Maryland 62; Connecticut 78, Iowa 68; Gonzaga 73, Florida 72; Duke 78, Southwest Mo. St. 61; Temple 77, Purdue 55; Michigan St. 54, Oklahoma 46; Kentucky 58, Miami (Ohio) 43. **Regional Finals:** Ohio St. 77, St. John's (N.Y.) 74; Connecticut 67, Gonzaga 62; Duke 85, Temple 64; Michigan St. 73, Kentucky 66. **Semifinals:** Connecticut 64, Ohio St. 58; Duke 68, Michigan St. 62. **Championship:** Connecticut 77, Duke 74.

2000 First Round: Texas 77, Indiana St. 61; Purdue 62, Dayton 61; Oklahoma 74, Winthrop 50; LSU 64, Southeast Mo. St. 61; Gonzaga 77, Louisville 66; Arizona 71, Jackson St. 47; Wisconsin 66, Fresno St. 56; St. John's (N.Y.) 61,

Northern Ariz. 56; Michigan St. 65, Valparaiso 38; UCLA 65, Ball St. 57; Auburn 72, Creighton 69; Kentucky 85, St. Bonaventure 80 (2 ot); Iowa St. 88, Central Conn. St. 78; Syracuse 79, Samford 65; Maryland 74, Iona 59; Utah 48, St. Louis 45; Florida 69, Butler 68 (ot); Pepperdine 77, Indiana 57; Illinois 68, Pennsylvania 58; Seton Hall 72, Oregon 71 (ot); Temple 73, Lafayette 47; Oklahoma St. 86, Hofstra 66; Kansas 81, DePaul 77 (ot); Duke 82, Lamar 55; Tennessee 63, La. Lafayette 58; Cincinnati 64, UNC Wilmington 47; Connecticut 75, Utah St. 67; Tulsa 89, UNLV 62; Ohio St. 87, Appalachian St. 61; North Carolina 84, Missouri 70; Miami (Fla.) 75, Arkansas 71; Stanford 84, South Carolina St. 65. **Second Round:** LSU 72, Texas 67; Purdue 66, Oklahoma 62; Wisconsin 66, Arizona 59; Gonzaga 82, St. John's (N.Y.) 76; Syracuse 52, Kentucky 50; Michigan St. 73, Utah 61; Iowa St. 79, Auburn 60; UCLA 105, Maryland 70; Duke 69, Kansas 64; Florida 93, Illinois 76; Oklahoma St. 75, Pepperdine 67; Seton Hall 67, Temple 65 (ot); North Carolina 60, Stanford 53; Tennessee 65, Connecticut 51; Miami (Fla.) 75, Ohio St. 62; Tulsa 69, Cincinnati 61. **Regional Semifinals:** Wisconsin 61, LSU 48; Purdue 75, Gonzaga 66; Michigan St. 75, Syracuse 58; Iowa St. 80, UCLA 56; Florida 87, Duke 78; Oklahoma St. 68, Seton Hall 66. North Carolina 74, Tennessee 69; Tulsa 80, Miami (Fla.) 71. **Regional Finals:** Wisconsin 64, Purdue 60; Michigan St. 75, Iowa St. 64; Florida 77, Oklahoma St. 65; North Carolina 59, Tulsa 55. **Semifinals:** Michigan St. 53, Wisconsin 41; Florida 71, North Carolina 59. **Championship:** Michigan St. 89, Florida 76.

2001 Opening Round: Northwestern St. 71, Winthrop 67. **First Round:** Illinois 96, Northwestern St. 54; Charlotte 70, Tennessee 63; Syracuse 79, Hawaii 69; Kansas 99, Cal St. Northridge 75; Notre Dame 83, Xavier 71; Mississippi 72, Iona 70; Butler 79, Wake Forest 63; Arizona 101, Eastern Ill. 76; Michigan St. 69, Alabama St. 35; Fresno St. 82, California 70; Gonzaga 86, Virginia 85; Indiana St. 70, Oklahoma 68 (ot); Temple 79, Texas 65; Florida 69, Western Ky. 56; Penn St. 69, Providence 59; North Carolina 70, Princeton 48; Duke 95, Monmouth 52; Missouri 70, Georgia 68; Utah St. 77, Ohio St. 68 (ot); UCLA 61, Hofstra 48; Southern California 69, Oklahoma St. 54; Boston College 68, Southern Utah 65; Iowa 69, Creighton 56; Kentucky 72, Holy Cross 68; Stanford 89, UNC Greensboro 60; St. Joseph's 66, Georgia Tech 62; Cincinnati 84, Brigham Young 59; Kent St. 77, Indiana 73; Georgia St. 50, Wisconsin 49;

Maryland 83, George Mason 80; Georgetown 63, Arkansas 61; Hampton 58, Iowa St. 57. **Second Round:** Illinois 79, Charlotte 61; Kansas 87, Syracuse 58; Mississippi 59, Notre Dame 56; Arizona 73, Butler 52; Michigan St. 81, Fresno St. 65; Gonzaga 85, Indiana St. 68; Temple 75, Florida 54; Penn St. 82, North Carolina 74; Duke 94, Missouri 81; UCLA 75, Utah St. 50; Southern California 74, Boston College 71; Kentucky 92, Iowa 79; Stanford 90, St. Joseph's 83; Cincinnati 66, Kent St. 43; Maryland 79, Georgia St. 60; Georgetown 76, Hampton 57. **Regional Semifinals:** Illinois 80, Kansas 64; Arizona 66, Mississippi 56; Michigan St. 77, Gonzaga 62; Temple 84, Penn St. 72; Duke 76, UCLA 63; Southern California 80, Kentucky 76; Stanford 78, Cincinnati 65; Maryland 76, Georgetown 66. **Regional Finals:** Arizona 87, Illinois 81; Michigan St. 69, Temple 62; Duke 79, Southern California 69; Maryland 87, Stanford 73. **Semifinals:** Arizona 80, Michigan St. 61; Duke 95, Maryland 84. **Championship:** Duke 82, Arizona 72.

2002 Opening Round: Siena 81, Alcorn St. 77. **First Round:** Maryland 85, Siena 70; Wisconsin 80, St. John's (N.Y.) 70; Tulsa 71, Marquette 69; Kentucky 83, Valparaiso 68; Southern Ill. 76, Texas Tech 68; Georgia 85, Murray St. 68; North Carolina St. 69, Michigan St. 58, Connecticut 78, Hampton 67; Kansas 70, Holy Cross 59; Stanford 84, Western Ky. 68; Creighton 83, Florida 82 (2 ot); Illinois 93, San Diego St. 64; Texas 70, Boston College 57; Mississippi St. 70, McNeese St. 58; Wake Forest 83, Pepperdine 74; Oregon 81, Montana 62; Duke 84, Winthrop 37; Notre Dame 82, Charlotte 63; Indiana 75, Utah 56; UNC Wilmington 93, Southern California 89 (ot); California 82, Pennsylvania 75; Pittsburgh 71, Central Conn. St. 54; Kent St. 69, Oklahoma St. 61; Alabama 86, Fla. Atlantic 78; Cincinnati 90, Boston U. 52; UCLA 80, Mississippi 58; Missouri 93, Miami (Fla.) 80; Ohio St. 69, Davidson 64; Wyoming 73, Gonzaga 66; Arizona 86, UC Santa Barbara 81; Xavier 70, Hawaii 58; Oklahoma 71, Ill.-Chicago 63. **Second Round:** Maryland 87, Wisconsin 57; Kentucky 87, Tulsa 82; Southern Ill. 77, Georgia 75; Connecticut 77, North Carolina St. 74; Kansas 86, Stanford 63; Illinois 72, Creighton 60; Texas 68, Mississippi St. 64; Oregon 92, Wake Forest 87; Duke 84, Notre Dame 77; Indiana 76, UNC Wilmington 67; Pittsburgh 63, California 50; Kent St. 71, Alabama 58; UCLA 105, Cincinnati 101 (2 ot); Missouri 83, Ohio St. 67; Arizona 68, Wyoming 60; Oklahoma, 78, Xavier 65. **Regional Semifinals:** Maryland 78, Kentucky

68; Connecticut 71, Southern Ill. 59; Kansas 73, Illinois 69; Oregon 72, Texas 70; Indiana 74, Duke 73; Kent St. 78, Pittsburgh 73 (ot); Missouri 82, UCLA 73; Oklahoma 88, Arizona 78. **Regional Finals:** Maryland 90, Connecticut 82; Kansas 104, Oregon 86; Indiana 81, Kent St. 69; Oklahoma 81, Missouri 75. **Semifinals:** Indiana 73, Oklahoma 64; Maryland 97, Kansas 88. **Championship:** Maryland 64, Indiana 52.

2003 Opening Round: UNC Asheville 92, Texas Southern 84 (ot). **First Round:** Kentucky 95, IUPUI 64; Utah 60, Oregon 58; Wisconsin 81, Weber St. 74; Tulsa 84, Dayton 71; Missouri 72, Southern Ill. 71; Marquette 72, Holy Cross 68; Indiana 67, Alabama 62; Pittsburgh 87, Wagner 61; Arizona 80, Vermont 51; Gonzaga 74, Cincinnati 69; Notre Dame 70, Wis.-Milwaukee 69; Illinois 65, Western Ky. 60; Central Mich. 79, Creighton 73; Duke 67, Colorado St. 57; Arizona St. 84, Memphis 71; Kansas 64, Utah St. 61; Texas 82, UNC Asheville 61; Purdue 80, LSU 56; Connecticut 58, Brigham Young 53; Stanford 77, San Diego 69; Maryland 75, UNC Wilmington 73; Xavier 71, Troy St. 59; Michigan St. 79, Colorado 64; Florida 85, Sam Houston St. 55; Oklahoma 71, South Carolina St. 54; California 76, North Carolina St. 74 (ot); Butler 47, Mississippi St. 46; Louisville 86, Austin Peay 64; Oklahoma St. 77, Pennsylvania 63; Syracuse 76, Manhattan 65; Auburn 65, St. Joseph's 63 (ot); Wake Forest 76, East Tenn. St. 73. **Second Round:** Kentucky 74, Utah 54; Wisconsin 61, Tulsa 60; Marquette 101, Missouri 92 (ot); Pittsburgh 74, Indiana 52; Arizona 96, Gonzaga 95 (2 ot); Notre Dame 68, Illinois 60; Duke 86, Central Mich. 60; Kansas 108, Arizona St. 76; Texas 77, Purdue 67; Connecticut 85, Stanford 74; Maryland 77, Xavier 64; Michigan St. 68, Florida 46; Oklahoma 74, California 65; Butler 79, Louisville 71; Syracuse 68, Oklahoma St. 56; Auburn 68, Wake Forest 62. **Regional Semifinals:** Kentucky 63, Wisconsin 57; Marquette 77, Pittsburgh 74; Arizona 88, Notre Dame 71; Kansas 69, Duke 65; Texas 82, Connecticut 78; Michigan St. 60, Maryland 58; Oklahoma 65 vs. Butler 54; Syracuse 79, Auburn 78. **Regional Finals:** Marquette 83, Kentucky 69; Kansas 78, Arizona 75; Texas 85, Michigan St. 76; Syracuse 63, Oklahoma 47. **Semifinals:** Kansas 94, Marquette 61; Syracuse 95, Texas 84. **Championship:** Syracuse 81, Kansas 78.

Basketball

DIVISION II



2003 Championship

Edited by: Marty Benson

Highlights

NOR'EASTER ... Northeastern State stormed into Lakeland, Florida, for the Elite Eight with hot three-point shooting and stingy defense, culminating its season with a 75-64 win over Kentucky Wesleyan March 29. Most outstanding player Darnell Hinson led the way for the Redmen throughout, scoring a team-high 19 points on six-of-nine shooting from the field, including three of four from behind the three-point line in the title game.

All-Tournament Team: Darnell Hinson, Shon Robinson and Derek Cline of Northeastern State, and Marlon Parmer and Eugene Dabney of Kentucky Wesleyan.

TOURNAMENT SCORING LEADERS

Player, Team	G	FG	FGA	Pct.	FTM	FTA	Pct.	Rb.	Avg.	Ast.	Pts.	Avg.
Luke Kendall, Metro St.	3	30	69	.435	9	10	.900	14	4.7	8	80	26.7*
Nick Svehla, Neb.-Kearney	4	35	66	.530	22	30	.733	40	10.0	12	96	24.0
Chuck Rayford, Presbyterian	3	24	48	.500	17	22	.773	14	4.7	18	72	24.0
Spencer Ross, Queens (N.C.)	5	36*	81*	.444	39*	49	.796	25	5.0	31	117	23.4
Bobby Burris, Cal St. San B'dino	3	20	53	.377	21	27	.778	19	6.3	14	69	23.0
Marlon Parmer, Ky. Wesleyan	6	42	83	.506	39*	52*	.750	36	6.0	44*	136*	22.7
Jeff Bonds, Cal Poly Pomona	4	22	39	.564	29	36	.806	26	6.5	4	78	19.5
Lance Ray, Cal St. Stan B'dino	3	19	37	.514	12	15	.800	27	9.0	7	58	19.3
Patrick Mutombo, Metro St.	3	27	51	.529	3	4	.750	13	4.3	3	58	19.3
Tim Washington, Bowie St.	5	32	69	.464	25	37	.676	53*	10.6	6	89	17.8
Elad Inbar, Mass.-Lowell	4	27	44	.614	11	13	.846	23	5.8	9	71	17.8

*Departmental leader (min. three games - FG pct. (min. 5 made per game). Other leaders: FG pct. -.708, Lester Strong, Metro St. (17-24); FT pct. (min. 2.5 made per game)-1.000, Justin Cole, C.W. Post (10-10); Rebound avg.-13.7, Lester Strong, Metro St.; 3-pt. FG-18, Stephen Moss-Kelley, Bowie St.; 3-pt. FGA-42, Shon Robinson, Northeastern St.; 3-pt. FG pct. (min. 1.5 made per game)-.667, Lance Ray, Cal St. Stan B'dino (8-12).



Darnell Hinson's hot shooting and tough defense led Northeastern State to its first championship.

Photo by Chris Heil/NCAA Photos

Results

(Note: Statistics after each name are field goals and field goal attempts, free throws made and free-throw attempts, rebounds and total points.)

FIRST ROUND

MARCH 14, AT MASS.-LOWELL

Mass.-Lowell 91, St. Rose 68

St. Rose: Kyle Jones 6-13, 3-4, 5, 17; Terrance King 2-4, 1-2, 6, 5; Phil Sellers 8-18, 7-9, 11, 23; Jason Bariteau 0-5, 0-3, 2, 0; Jesse Cort 5-11, 2-2, 2, 13; Adam McGuire 0-0, 0-0, 0; Michael Constantine 0-0, 0-0, 0; Brad Shove 0-4, 0-0, 2, 0; Dennis Pitaniello 0-0, 0-0, 0; Jon Saunders 0-0, 0-0, 0; David Martin 0-0, 0-0, 0; Dwayne Beckford 1-2, 1-1, 0, 3; Adonist Barber 0-3, 0-0, 1, 0; J.T. Reed 0-1, 7-8, 3, 7. TOTALS: 22-61, 21-26, 40 (8 team), 68.

Mass.-Lowell: Dana Jones 1-6, 0-2, 3, 2; Uri Grunwald 2-6, 1-2, 1, 5; Shahar Nachmias 3-6, 0-0, 6, 7; Elad Inbar 6-8, 6-6, 4, 19; Ty Brunson 6-7, 0-0, 2, 12; James Whyte 4-9, 0-0, 2, 12; Brandon Arnette 2-4, 0-0, 0, 6; Necus Mayne 0-1, 0-0, 1, 0; Carl Benn 4-6, 4-4, 4, 12; Wesley Platt 0-1, 0-0, 0; Olathe Agbavwe 1-1, 0-0, 1, 2; Matan Siman Tov 0-0, 0-2, 0, 0; Stacey Moragne 5-8, 4-5, 7, 14. TOTALS: 34-63, 15-21, 34 (3 team), 91.

Halftime: Mass.-Lowell 50, St. Rose 35. Three-point field goals: St. Rose 3-18 (Jones 2-6, Bariteau 0-3, Cort 1-4, Shove 0-4, Barber 0-1); Mass.-Lowell 8-19 (Jones 0-2, Grunwald

0-1; Nachmias 1-2, Inbar 1-2, Whyte 4-7, Arnette 2-3, Platt 0-1, Moragne 0-1). Officials: Tim Alexander, Mark Shea, John Dooley. Attendance: 674.

Bridgeport 64, Adelphi 56

Bridgeport: Jermaine Clark 6-15, 5-5, 4, 19; Gordon James 2-6, 0-4, 11, 4; Abdul Smith 3-9, 1-4, 5, 10; Sean Mills 4-11, 2-2, 2, 10; Bryan Evans 5-6, 4-6, 4, 15; Laverne Goulbourne 2-4, 0-0, 2, 4; T.J. Newman 1-3, 0-0, 3, 2. TOTALS: 23-54, 12-21, 34 (3 team), 64.

Adelphi: Tony Kellman 2-8, 0-0, 3, 4; Sherman Whittenburg 1-7, 0-0, 2, 3; Sean Ramirez 8-19, 6-6, 6, 26; Thomas McCormack 2-5, 1-4, 11, 7; Eric Martin 2-4, 1-2, 4, 5; Jamaal Wagner 2-6, 0-0, 7, 4; Ben Kenyon 0-2, 0-0, 1, 0; William Smith 0-2, 1-3, 6, 1; Dwayne Thompson 2-4, 2-2, 1, 6. TOTALS: 19-57, 11-17, 45 (4 team), 56.

Halftime: Adelphi 33, Bridgeport 31. Three-point field goals: Bridgeport 6-19 (Clark 2-7, Smith 3-6, Mills 0-3, Evans 1-1, Goulbourne 0-2); Adelphi 7-28 (Kellman 0-4, Whittenburg 1-4, Ramirez 4-10, McCormack 2-2, Wagner 0-3, Kenyon 0-2, Smith 0-2, Thompson 0-1). Disqualifications: McCormack. Officials: Larry Deck, Larry Last, Mike Stevens. Attendance: 434.

New Haven 76, Southern N.H. 71

New Haven: Michael Whitehead 0-2, 0-0, 2, 0; Keith Wright 3-10, 1-2, 8, 7; Ismael Caro 8-14, 5-7, 6, 22; Jean-Claude Kouame 0-2, 2-2, 2, 2; Jeff Kennerly 1-2, 2-2, 3, 4; Bryan Moriarty 0-2, 0-0, 0, 0; Jamaal Brooks 6-13, 4-8, 6, 17; John Sullivan 5-6, 2-2, 8, 12; Alberto Alberdi 4-8, 2-2, 7, 12; Mamady Tonguino 0-0, 0-0, 1, 0. TOTALS: 27-59, 18-25, 47 (4 team), 76.

Southern N.H.: John Baiano 4-8, 2-2, 3, 13; Athanasios Soufilias 5-8, 0-0, 5, 10; Sotirios Karapostolou 9-25, 1-2, 6, 24; Mark Yeaton 3-8, 0-0, 1, 6; Brian Larrabee 3-9, 5-6, 5, 11; Miguel Gonzalez 1-4, 0-0, 0, 3; P.J. Young 1-4, 2-3, 3, 4; Namdi Williams 0-1, 0-0, 3, 0. TOTALS: 26-67, 10-13, 34 (8 team), 71.

Halftime: Southern N.H. 41, New Haven 39. Three-point field goals: New Haven 4-11 (Caro 1-2, Brooks 1-4, Alberdi 2-5); Southern N.H. 9-25 (Baiano 3-5, Karapostolou 5-14, Yeaton 0-3, Larrabee 0-1, Gonzalez 1-2). Disqualifications: Kennerly. Officials: Bill McCarthy, Tim O'Brien, Joe Mazella. Attendance: 434.

C. W. Post 81, Assumption 75 (ot)

Assumption: Roy Goffer 3-11, 0-0, 5, 8; Shahar Golan 3-9, 0-2, 5, 6; Jared Linnell 3-4, 0-0, 0, 9; James Lambert 5-12, 2-3, 0, 12; Brian Robinson 12-22, 5-6, 15, 29; Elijah Bland 0-3, 0-0, 1, 0; Matt Comparato 1-6, 2-2, 2, 5; Chris McLendon 2-3, 2-2, 0, 6. TOTALS: 29-70, 11-15, 34 (6 team), 75.

C.W. Post: Ryan Bucci 5-15, 1-2, 6, 11; Marc Terry 1-3, 0-0, 1, 2; Gerry McNair 8-13, 0-0, 3, 18; Reuben Statam 8-15, 8-11, 17, 24; Neville Storer 2-5, 0-0, 2, 4; Justin Cole 6-7, 4-4, 4, 20; Marcus Taylor 0-1, 0-0, 1, 0; Ryan Heller 1-1, 0-0, 1, 2. TOTALS: 31-60, 13-17, 40 (5 team), 81. Halftime: Assumption 43, C.W. Post 41. End of regulation: Tied at 69. Three-point field goals: Assumption 6-13 (Goffer 2-5, Golan 0-1, Linnell 3-3, Bland 0-1, Comparato 1-3); C.W. Post 6-13 (Bucci 0-2, Terry 0-1, McNair 2-4, Statam 0-2, Cole 4-4). Officials: Mike McClosky, Chris Ogden, Bill Stock. Attendance: 674.

Queens (N.C.)	FG-FGA	FTM-FTA	RB	PF	TP
Shane Thorson	0-0	0-0	0	0	0
Hector Valenzuela	2-3	0-0	3	2	4
Guillermo Rausch	0-1	0-0	0	1	0
Juwaun Seegars	0-0	0-0	0	0	0
Anthony Thomas	1-5	0-0	3	4	3
Zachary English	1-3	0-0	2	0	2
Team			1		
TOTALS	29-67	3-4	35	20	69

Northeastern St.	FG-FGA	FTM-FTA	RB	PF	TP
Darnell Hinson	6-11	1-2	5	4	18
Shon Robinson	5-15	1-2	8	1	15
Reggie Battee	5-8	1-4	8	1	11
Justin Barkley	0-4	3-5	8	2	3
Jon Shepherd	5-7	0-0	6	3	10
Derek Cline	5-10	3-4	0	0	16
Ty Merchant	0-0	0-0	0	0	0
Shiloh Shores	4-5	3-3	4	1	11
Jeff Whitehead	0-0	0-0	1	1	0
Team			1		
TOTALS	30-60	12-20	41	13	84

Halftime: Northeastern St. 43, Queens (N.C.) 26. Three-point field goals: Queens (N.C.) 8-27 (Benson 4-12, Ross 0-3, Andrade 2-6, Harris 1-1, Thomas 1-5); Northeastern St. 12-24 (Hinson 5-7, Robinson 4-8, Battee 0-1, Barkley 0-2, Cline 3-6). Officials: Gary Vaughn, Bill Stock, Steve Morris. Attendance: 1,261.

CHAMPIONSHIP

MARCH 29, AT LAKELAND, FLORIDA
Northeastern St. 75, Ky. Wesleyan 64

Northeastern St.	FG-FGA	FTM-FTA	RB	PF	TP
Reggie Battee	1-3	0-1	7	2	2
Justin Barkley	2-3	1-1	12	2	7
Jon Shepherd	3-10	0-2	6	3	6
Darnell Hinson	6-9	4-5	5	3	19
Shon Robinson	6-17	11-13	1	2	26
Derek Cline	3-10	3-4	1	1	12
Ty Merchant	0-0	1-2	0	0	1
Shiloh Shores	1-3	0-0	1	1	2
Jeff Whitehead	0-0	0-1	2	0	0
Team			2		
TOTALS	22-55	20-29	37	14	75

Ky. Wesleyan	FG-FGA	FTM-FTA	RB	PF	TP
Dewayne Rogers	0-2	0-0	6	2	0
Thad Key	1-5	1-2	2	2	3
Eugene Dabney	4-7	1-2	7	4	9
Marlon Parmer	6-12	4-9	8	4	17
Huggy Dye	3-9	0-0	2	5	7
Damon Garris	5-9	0-0	7	4	10
Bobby Zuerner	5-9	0-0	1	5	14
John Foster	1-1	0-0	1	1	2
Trey Ferguson	1-2	0-0	0	0	2
Eric Freeman	0-1	0-0	0	0	0
Dean Smith	0-0	0-0	0	0	0
Team			2		
TOTALS	26-57	6-13	36	27	64

Halftime: Tied at 25. Three-point field goals: Northeastern St. 11-23 (Barkley 2-2, Hinson 3-4, Robinson 3-10, Cline 3-7); Ky. Wesleyan 6-17 (Rogers 0-1, Parmer 1-3, Dye 1-5, Zuerner 4-6, Ferguson 0-1, Freeman 0-1). Disqualifications: Dye, Zuerner. Officials: Mike Stephens, Bobby Pultz, Chris Rastatter. Attendance: 2,378.

History

Team Results

Year	Champion (Record)	Coach	Score	Runner-Up	Site	Championship Game Attendance	Championship Total Attendance
1957	Wheaton (Ill.) (28-1)	Lee Pfund	89-65	Ky. Wesleyan	Evansville, Ind.	5,000	13,000
1958	South Dakota (22-5)	Duane Clodfeller	75-53	St. Michael's	Evansville, Ind.	4,709	16,007
1959	Evansville (21-6)	Arad McCutchan	83-67	Southwest Mo. St.	Evansville, Ind.	8,651	22,287
1960	Evansville (25-4)	Arad McCutchan	90-69	Chapman	Evansville, Ind.	9,009	27,836
1961	Wittenberg (25-4)	Ray Mears	42-38	Southeast Mo. St.	Evansville, Ind.	5,138	13,022
1962	Mt. St. Mary's (24-6)	Jim Phelan	58-57 (ot)	Sacramento St.	Evansville, Ind.	1,851	7,749
1963	South Dakota St. (22-5)	Jim Iverson	44-42	Wittenberg	Evansville, Ind.	5,261	18,526
1964	Evansville (26-3)	Arad McCutchan	72-59	Akron	Evansville, Ind.	12,244	31,915
1965	Evansville (29-0)	Arad McCutchan	85-82 (ot)	Southern Ill.	Evansville, Ind.	12,797	36,084
1966	Ky. Wesleyan (24-6)	Guy Strong	54-51	Southern Ill.	Evansville, Ind.	10,319	26,082
1967	Winston-Salem	C.E. Gaines	77-74	Southwest Mo. St.	Evansville, Ind.	6,041	20,608
1968	Ky. Wesleyan (28-3)	Bob Daniels	63-52	Indiana St.	Evansville, Ind.	13,062	33,899
1969	Ky. Wesleyan (25-5)	Bob Daniels	75-71	Southwest Mo. St.	Evansville, Ind.	12,132	30,003
1970	Philadelphia U. (29-2)	Herb Magee	76-65	Tennessee St.	Evansville, Ind.	5,748	16,075
1971	Evansville (22-8)	Arad McCutchan	97-82	Old Dominion	Evansville, Ind.	13,124	35,812
1972	Roanoke (28-4)	Charles Moir	84-72	Akron	Evansville, Ind.	5,233	17,450
1973	Ky. Wesleyan (24-6)	Bob Jones	78-76 (ot)	Tennessee St.	Evansville, Ind.	6,768	18,318
1974	Morgan St. (28-5)	Nathaniel Frazier	67-52	Southwest Mo. St.	Evansville, Ind.	4,381	14,207
1975	Old Dominion (25-6)	Sony Allen	76-74	New Orleans	Evansville, Ind.	4,046	12,909
1976	Puget Sound (27-7)	Don Zech	83-74	Chatanooga	Evansville, Ind.	4,195	70,149
1977	Chatanooga (27-5)	Ron Shumate	71-62	Randolph-Macon	Springfield, Mass.	5,718	70,766
1978	Cheyne	John Chaney	47-40	Wis.-Green Bay	Springfield, Mo.	6,458	67,966
1979	North Ala. (22-9)	Bill Jones	64-50	Wis.-Green Bay	Springfield, Mo.	3,768	47,907
1980	Virginia Union (26-4)	Dave Robbins	80-74	NYIT	Springfield, Mass.	3,555	44,815
1981	Fla. Southern (24-8)	Hal Wissell	73-68	Mt. St. Mary's	Springfield, Mass.	5,928	64,659
1982	Dist. Columbia (25-5)	Wil Jones	73-63	Fla. Southern	Springfield, Mass.	4,725	65,884
1983	Wright St. (18-4)	Ralph Underhill	92-73	Dist. Columbia	Springfield, Mass.	4,747	57,893
1984	Central Mo. St. (29-3)	Lynn Nance	81-77	St. Augustine's	Springfield, Mass.	4,886	67,392
1985	Jacksonville St. (31-1)	Bill Jones	74-73	South Dakota St.	Springfield, Mass.	6,187	70,945
1986	Sacred Heart (30-4)	Dave Bike	93-87	Southeast Mo. St.	Springfield, Mass.	5,863	59,370
1987	Ky. Wesleyan (28-5)	Wayne Chapman	92-74	Gannon	Springfield, Mass.	6,894	65,162
1988	Mass.-Lowell (27-7)	Don Doucette	75-72	Alas. Anchorage	Springfield, Mass.	4,909	56,123
1989	N.C. Central (28-4)	Michael Bernard	73-46	Southeast Mo. St.	Springfield, Mass.	3,909	56,890
1990	Ky. Wesleyan (31-2)	Wayne Chapman	93-79	Cal St. Bakersfield	Springfield, Mass.	3,904	60,966
1991	North Ala. (29-4)	Gary Elliott	79-72	Bridgeport	Springfield, Mass.	4,582	45,580
1992	Virginia Union (30-3)	Dave Robbins	100-75	Bridgeport	Springfield, Mass.	5,431	41,219
1993	Cal St. Bakersfield (33-0)	Pat Douglass	85-72	Troy St.	Springfield, Mass.	5,653	44,200
1994	Cal St. Bakersfield (27-6)	Pat Douglass	92-86	Southern Ind.	Springfield, Mass.	6,683	35,599
1995	Southern Ind. (29-4)	Bruce Pearl	71-63	UC Riverside	Louisville, Ky.	4,806	130,780
1996	Fort Hays St. (34-0)	Gary Garner	70-63	Northern Ky.	Louisville, Ky.	3,707	55,826
1997	Cal St. Bakersfield (29-4)	Pat Douglass	57-56	Northern Ky.	Louisville, Ky.	2,840	67,531
1998	UC Davis (31-2)	Bob Williams	83-77	Ky. Wesleyan	Louisville, Ky.	3,420	51,270
1999	Ky. Wesleyan (35-2)	Ray Harper	75-60	Metro St.	Louisville, Ky.	4,013	45,348
2000	Metro St. (33-4)	Mike Dunlap	97-79	Ky. Wesleyan	Louisville, Ky.	4,648	40,048
2001	Ky. Wesleyan (31-3)	Ray Harper	72-63	Washburn	Bakersfield, Calif.	3,025	46,711
2002	Metro St. (29-6)	Mike Dunlap	80-72	Ky. Wesleyan	Evansville, Ind.	5,119	60,258
2003	Northeastern St. (32-3)	Larry Gipson	75-64	Ky. Wesleyan	Lakeland, Fla.	2,378	50,912

All-Tournament Teams

**Most Outstanding Player.*

#Participation voided by action of the NCAA Council.

1957

*Mel Peterson, Wheaton (Ill.)
Jack Sullivan, Mt. St. Mary's
Mason Cope, Ky. Wesleyan
Bob Whitehead, Wheaton (Ill.)
Jim Daniels, South Dakota

1958

*Ed Smallwood, Evansville
Jim Browne, St. Michael's
Jim Daniels, South Dakota
Mel Peterson, Wheaton (Ill.)
Dick Zeidler, St. Michael's

1959

*Hugh Ahlering, Evansville
Joe Cotton, N.C. A&T
Jack Israel, Southwest Mo. St.
Paul Benes, Hope
Leo Hill, Cal St. L.A.

1960

*Ed Smallwood, Evansville
Dale Wise, Evansville
Tom Cooke, Chapman
Gary Auten, Ky. Wesleyan
William Jones, American

1961

*Don Jacobsen, South Dakota St.
John O'Reilly, Mt. St. Mary's
George Fisher, Wittenberg
Vivan Reed, Southeast Mo. St.
Carl Ritter, Southeast Mo. St.

1962

*Ron Rohrer, Sacramento St.
Jim Mumford, Neb. Wesleyan
Ed Spila, Southern Ill.
John O'Reilly, Mt. St. Mary's
Ed Pfeiffer, Mt. St. Mary's

1963

*Wayne Rasmussen, South Dakota St.
Tom Black, South Dakota St.
Bob Cherry, Wittenberg
Bill Fisher, Wittenberg
Al Thrasher, Wittenberg

1964

*Jerry Sloan, Evansville
Maurice McHartley, N.C. A&T
Larry Humes, Evansville
Bill Stevens, Akron
Buster Briley, Evansville

1965

*Jerry Sloan, Evansville
Richard Tarrant, St. Michael's
Walt Frazier, Southern Ill.
George McNeil, Southern Ill.
Larry Humes, Evansville

1966

*Sam Smith, Ky. Wesleyan
Clarence Smith, Southern Ill.
George McNeil, Southern Ill.
David Lee, Southern Ill.
Phil Jackson, North Dakota

1967

*Earl Monroe, Winston-Salem
Lou Shepherd, Southwest Mo. St.
Sam Smith, Ky. Wesleyan
Danny Bolden, Southwest Mo. St.
Dallas Thornton, Ky. Wesleyan

1968

*Jerry Newsom, Indiana St.
Larry Jeffries, Trinity (Tex.)
George Tinsley, Ky. Wesleyan

Fred Hardman, Indiana St.
Dallas Thornton, Ky. Wesleyan

1969

*George Tinsley, Ky. Wesleyan
Curtis Perry, Southwest Mo. St.
Tommy Hobgood, Ky. Wesleyan
Mert Bancroft, Southwest Mo. St.
Bob Rutherford, American Int'l

1970

*Ted McClain, Tennessee St.
Randy Smith, Buffalo St.
Carl Poole, Philadelphia U.
Howard Lee, UC Riverside
John Pierantozzi, Philadelphia U.

1971

*Don Buse, Evansville
#Dwight Lamar, La.-Lafayette
Rick Coffey, Evansville
John Duncan, Ky. Wesleyan
Skip Noble, Old Dominion

1972

*Hal Johnston, Roanoke
Leonard Robinson, Tennessee St.
Lloyd Neal, Tennessee St.
Jay Piccola, Roanoke
Len Paul, Akron

1973

*Mike Williams, Ky. Wesleyan
Ron Gilliam, Brockport St.
Mike Boylan, Assumption
Leonard Robinson, Tennessee St.
Roger Zornes, Ky. Wesleyan

1974

*Marvin Webster, Morgan St.
John Grochowalski, Assumption
Randy Magers, Southwest Mo. St.
William Doolittle, Southwest Mo. St.
Alvin O'Neal, Morgan St.

1975

*Wilson Washington, Old Dominion
Wilbur Holland, New Orleans
John Grochowalski, Assumption
Joey Caruthers, Old Dominion
Paul Brennan, Assumption

1976

*Curt Peterson, Puget Sound
Wayne Golden, Chattanooga
Jeff Fuhrmann, Old Dominion
Jeff Furry, Eastern Ill.
Brant Gibler, Puget Sound

1977

*Wayne Golden, Chattanooga
Joe Allen, Randolph-Macon
Otis Boddie, North Ala.
William Gordon, Chattanooga
Hector Olivencia, Sacred Heart

1978

*Andrew Fields, Cheyney
Kenneth Hynson, Cheyney
Tom Anderson, Wis.-Green Bay
Charlie Thomas, Eastern Ill.
Jerry Prather, UCF

1979

*Perry Oden, North Ala.
Carlton Hurdle, Bridgeport
Ron Ripley, Wis.-Green Bay
Ron Darby, North Ala.
Rory Lindgren, Wis.-Green Bay

1980

*Keith Valentine, Virginia Union
Larry Holmes, Virginia Union
Bobby Jones, NYIT
John Ebeling, Fla. Southern
Johnny Buckmon, North Ala.

1981

*John Ebeling, Fla. Southern

Mike Hayes, Fla. Southern
Durelle Lewis, Mt. St. Mary's
Jim Rowe, Mt. St. Mary's
Jay Bruchak, Mt. St. Mary's

1982

*Michael Britt, Dist. Columbia
John Ebeling, Fla. Southern
Dwight Higgs, Ky. Wesleyan
Earl Jones, Dist. Columbia
Wayne McDaniel, Cal St. Bakersfield

1983

*Gary Monroe, Wright St.
Anthony Bias, Wright St.
Fred Moore, Wright St.
Earl Jones, Dist. Columbia
Michael Britt, Dist. Columbia

1984

*Ron Nunnally, Central Mo. St.
Brian Pesko, Central Mo. St.
Kenneth Bannister, St. Augustine's
Rod Drake, Ky. Wesleyan
Robert Harris, North Ala.

1985

*Mark Tetzlaff, South Dakota St.
Dave Bennett, Ky. Wesleyan
Melvin Allen, Jacksonville St.
Robert Spurgeon, Jacksonville St.
Darryle Edwards, Mt. St. Mary's

1986

*Roger Younger, Sacred Heart
Kevin Stevens, Sacred Heart
Keith Johnson, Sacred Heart
Riley Ellis, Southeast Mo. St.
Ronny Rankin, Southeast Mo. St.

1987

*Sam Smith, Ky. Wesleyan
Andra Whitlow, Ky. Wesleyan
John Worth, Ky. Wesleyan
Mike Runski, Gannon
Jerome Johnson, Mont. St.-Billings

1988

*Leo Parent, Mass.-Lowell
Bobby Licare, Mass.-Lowell
Averian Parrish, Alas. Anchorage
Jerry Johnson, Fla. Southern
Darryl Thomas, Troy St.

1989

*Miles Clarke, N.C. Central
Dominique Stephens, N.C. Central
Antoine Sifford, N.C. Central
Earnest Taylor, Southeast Mo. St.
Maurice Pullum, UC Riverside

1990

*Wade Green, Cal St. Bakersfield
LeRoy Ellis, Ky. Wesleyan
Corey Crowder, Ky. Wesleyan
Dave Vonesh, North Dakota
Vincent Mitchell, Ky. Wesleyan

1991

*Lambert Shell, Bridgeport
Pat Morris, Bridgeport
Fred Stafford, North Ala.
Allen Williams, North Ala.
Carl Wilmer, North Ala.

1992

*Derrick Johnson, Virginia Union
Reggie Jones, Virginia Union
Winston Jones, Bridgeport
Steve Wills, Bridgeport
Kenney Toomer, Calif. (Pa.)

1993

*Tyrone Davis, Cal St. Bakersfield
Roheen Oats, Cal St. Bakersfield
Terry McCord, Troy St.
Wayne Robertson, Southern N.H.
Danny Lewis, Wayne St. (Mich.)

1994

*Stan Gouard, Southern Ind.
Kenny Warren, Cal St. Bakersfield
Reggie Phillips, Cal St. Bakersfield
Rohean Oats, Cal St. Bakersfield
Tyrone Tate, Southern Ind.

1995

*William Wilson, UC Riverside
Brian Huebner, Southern Ind.
Chad Gilbert, Southern Ind.
Boo Purdom, UC Riverside
Corey Williams, Norfolk St.

1996

*Sherick Simpson, Fort Hays St.
Paul Cluxton, Northern Ky.
LaRon Moore, Northern Ky.
Alonzo Goldston, Fort Hays St.
Kebu Stewart, Cal St. Bakersfield

1997

*Kebu Stewart, Cal St. Bakersfield
Cliff Clinton, Northern Ky.
Paul Cluxton, Northern Ky.
Shannon Minor, Northern Ky.
Terrance Springer, Salem Int'l

1998

*Antonio Garcia, Ky. Wesleyan
Dana Williams, Ky. Wesleyan
Jason Cox, Ky. Wesleyan
Dante Ross, Ky. Wesleyan
William Davis, Virginia Union

1999

*Antonio Garcia, Ky. Wesleyan
Dana Williams, Ky. Wesleyan
Lee Barlow, Metro St.
DeMarcos Anzures, Metro St.
Innocent Kere, Fla. Southern

2000

*DeMarcos Anzures, Metro St.
Kane Oakley, Metro St.
John Bynum, Metro St.
Lee Barlow, Metro St.
Lorico Duncan, Ky. Wesleyan

2001

*Lorico Duncan, Ky. Wesleyan
Marshall Sanders, Ky. Wesleyan
Ewan Auguste, Washburn
Ryan Murphy, Washburn
Sylvere Bryan, Washburn

2002

*Patrick Mutombo, Metro St.
Clayton Smith, Metro St.
Ronald Evans, Ky. Wesleyan
Chris Landry, Ky. Wesleyan
Ronald Murray, Shaw

2003

Darnell Hinson, Northeastern St.
Shon Robinson, Northeastern St.
Derek Cline, Northeastern St.
Marlon Parmer, Ky. Wesleyan*
Eugene Dabney, Ky. Wesleyan*

Individual Records

(Three-game minimum for series records and percentages)

POINTS, GAME

54—Willie Jones, American (91) vs. Evansville (101), 1960; Bill Fennelly, Central Mo. St. (112) vs. Jacksonville St. (91), 1980.

POINTS, TOURNAMENT

185—Jack Sullivan, Mt. St. Mary's, 1957 (36 vs. CCNY, 48 vs. N.C. Central, 39 vs. Rider, 19 vs. Ky. Wesleyan, 43 vs. Cal. St. L.A.).

FIELD GOALS, GAME

22—Phil Jackson, North Dakota (107) vs. Parsons (56), 1967.

FIELD GOALS, TOURNAMENT

71—Jack Sullivan, Mt. St. Mary's, 1957 (14 vs. CCNY, 19 vs. N.C. Central, 16 vs. Rider, 8 vs. Ky. Wesleyan, 14 vs. Cal. St. L.A.).

THREE-POINT FIELD GOALS, GAME

11—Kenny Warren, Cal St. Bakersfield (98) vs. Grand Canyon (68), 1993.

THREE-POINT FIELD GOALS, TOURNAMENT

22—Kenny Warren, Cal St. Bakersfield, 1993 (11 vs. Grand Canyon, 3 vs. Alas. Anchorage, 5 vs. N.C. Central, 1 vs. Wayne St. [Mich.], 2 vs. Troy St.).

FREE THROWS, GAME

24—Dave Twardzik, Old Dominion (102) vs. Norfolk St. (97), 1971.

FREE THROWS, TOURNAMENT

55—Don Jacobsen, South Dakota St., 1961 (9 vs. Cornell College, 22 vs. Prairie View, 9 vs. UC Santa Barb., 11 vs. Southeast Mo. St., 4 vs. Mt. St. Mary's).

HIGHEST FREE-THROW PERCENTAGE, GAME (Minimum 18 made)

100.0%—Ralph Talley, Norfolk St. (70) vs. Virginia Union (60), 1986 (18-18).

ASSISTS, GAME

20—Steve Ray, Bridgeport (132) vs. Stonehill (127) (ot), 1989.

ASSISTS, TOURNAMENT

49—Tyrone Tate, Southern Ind., 1994 (8 vs. Ky. Wesleyan, 3 vs. Wayne St. (Mich.), 16 vs. South Dakota, 16 vs. Southern N.H., 6 vs. Cal St. Bakersfield).

REBOUNDS, TOURNAMENT (SINCE 1968)

99—Marvin Webster, Morgan St., 1974 (5 games).

Team Records

(Three-game minimum for tournament records and percentages)

POINTS, GAME

132—Bridgeport vs. Stonehill (127) (ot), 1989; Central Okla. vs. Washburn (114), 1992.

POINTS, TOURNAMENT

567—Southern Ind., 1995 (95 vs. Hillsdale, 102 vs. Ky. Wesleyan, 102 vs. Northern Ky., 108 vs. Southern N.H., 89 vs. Norfolk St., 71 vs. UC Riverside).

FIELD GOALS, GAME

54—Bentley (129) vs. Stonehill (118), 1989.

FIELD GOALS, TOURNAMENT

198—Southern Ind., 1995 (37 vs. Hillsdale, 37 vs. Ky. Wesleyan, 34 vs. Northern Ky., 40 vs. Southern N.H., 26 vs. Norfolk St., 24 vs. UC Riverside).

THREE-POINT FIELD GOALS, GAME

23—Troy St. (126) vs. New Hamp. Col (123), 1993.

THREE-POINT FIELD GOALS, TOURNAMENT

57—Troy St., 1993 (9 vs. Fla. Southern, 14 vs. Delta St., 6 vs. Washburn, 23 vs. Southern N.H., 5 vs. Cal St. Bakersfield).

FREE THROWS, GAME

46—Evansville (110) vs. N.C. A&T (92), 1959.

FREE THROWS, TOURNAMENT

142—Mt. St. Mary's, 157.

ASSISTS, GAME

36—Troy St. (126) vs. Southern N.H. (123), 1993.

ASSISTS, TOURNAMENT

120—North Dakota, 1990.

Won-Lost Records in Tournament Play

Team (Years Participated)

Team (Years Participated)	Yrs.	Won	Lost	Pct.	1st	2nd	3rd	4th
Abilene Christian (1959-60-62-64-65-66-86-87-99-2003)	10	9	12	.429	0	0	0	0
Adelphi (1958-59-64-78-95-96-97-98-99-2000-01-02)	12	11	13	.458	0	0	0	0
Akron (1958-64-65-66-67-71-72-73-75)	9	21	9	.700	0	2	1	0
Ala.-Huntsville (2000-03)	2	1	2	.333	0	0	0	0
Alabama A&M (1985-86-87-88-89-93-94-95-96-97)	10	11	13	.458	0	0	0	0
Alabama St. (1972-75)	2	0	3	.000	0	0	0	0
Alas. Anchorage (1982-86-87-88-90-91-93-94-96-97)	10	10	11	.476	0	1	0	0
Alas. Fairbanks (1989-2003)	2	0	3	.000	0	0	0	0
Albany (N.Y.) (1969)	1	1	1	.500	0	0	0	0
Albany St. (Ga.) (1973-78-79-84-85-92-97-98)	8	4	10	.286	0	0	0	0
Albright (1961-62-65-66-74)	5	4	6	.400	0	0	0	0
Alcorn St. (1969)	1	1	1	.500	0	0	0	0
Alderson-Broadbudds (2002-03)	3	1	3	.250	0	0	0	0
American (1958-59-60)	3	6	3	.667	0	0	0	0
American Int'l (1966-67-68-83-84-85-94-2000)*	8	7	11	.389	0	0	0	0
Amherst (1957)	1	0	1	.000	0	0	0	0
Angelo St. (1988-89-2001)	3	1	4	.200	0	0	0	0
Ark.-Pine Bluff (1967)	1	0	2	.000	0	0	0	0
Arkansas St. (1958-60-62-63-66-67)	6	5	7	.417	0	0	0	0
Armstrong Atlantic (1975-77-95-2001)	4	2	6	.250	0	0	0	0
Ashland (1968-69-70-71-88-90-91)	7	11	10	.524	0	0	0	2
Assumption (1960-63-64-65-66-67-68-69-70-71-72-73-74-75-76-77-79-83-88-91-92-98-2002-03)	24	32	27	.542	0	0	3	0
Augusta St. (1978-2001-02)	3	1	4	.200	0	0	0	0
Augustana (Ill.) (1959-60-63-71)	4	0	8	.000	0	0	0	0
Augustana (S.D.) (1975-77-78-86-88-89)	6	3	9	.250	0	0	0	0

Team (Years Participated)	Yrs.	Won	Lost	Pct.	1st	2nd	3rd	4th
Austin Peay (1958-60-61-63)	4	3	6	.333	0	0	0	0
Baldwin-Wallace (1967)	1	1	1	.500	0	0	0	0
Ball St. (1964)	1	0	2	.000	0	0	0	0
Baltimore (1975-76-77)	3	3	3	.500	0	0	0	0
Barton (1997-2003)	2	1	2	.333	0	0	0	0
Bates (1961)	1	1	1	.500	0	0	0	0
Bellarmino (1963-65-69-70-77-82-84-89-91)	9	6	12	.333	0	0	0	0
Belmont Abbey (1959-60-61-2002-03)	5	4	5	.444	0	0	0	0
Beloit (1957)	1	1	1	.500	0	0	0	0
Benedict (1980)	1	0	2	.000	0	0	0	0
Bentley (1972-73-74-75-76-79-85-89-93-2002)	10	7	12	.368	0	0	0	0
Bethune-Cookman (1965-68-80)	3	0	6	.000	0	0	0	0
Bloomsburg (1963-74-81-82-83-89-95-96)	8	8	9	.471	0	0	0	0
Bluefield St. (1996)	1	0	1	.000	0	0	0	0
Boise St. (1970)	1	1	1	.500	0	0	0	0
Bowie St. (2003)	1	4	1	.800	0	0	1	0
Brandeis (1958)	1	1	1	.500	0	0	0	0
Bridgeport (1968-72-73-76-77-78-79-85-89-90-91-92-2003)	13	23	15	.605	0	2	0	1
BYU- Hawaii (2000-02-03)	3	0	3	.000	0	0	0	0
Brockport St. (1973)	1	4	2	.667	0	0	0	1
Bryant (1978-80)	2	0	4	.000	0	0	0	0
Buffalo (1957-58-59-60-63-65)	6	6	7	.462	0	0	0	0
Buffalo St. (1967-68-70-71-72-76)	6	7	9	.438	0	0	0	1
C.W. Post (1962-71-73-75-83-84-85-87-90-91-94-2003)	12	12	14	.462	0	0	0	0
UC Davis (1967-68-69-75-76-78-95-96-97-98-99-2000)	12	10	16	.385	1	0	0	0
UC Irvine (1968-69-72-75)	4	2	6	.250	0	0	0	0
UC Riverside (1970-72-73-74-75-79-80-84-86-88-89-90-91-92-94-95-97)	17	28	19	.596	0	1	2	0
UC Santa Barb. (1961-63)	2	3	2	.600	0	0	0	0
Cal Poly (1971-74-77-80-81-82-86)	7	10	8	.556	0	0	1	0
Cal Poly Pomona (1962-64-76-2003)	4	7	4	.636	0	0	0	0
Cal St. Bakersfield (1973-76-82-83-84-88-89-90-91-92-93-94-95-96-97-98-2001-02-03)	19	40	18	.690	3	1	3	1
Cal St. Chico (1958-74-81-91-92-93)	6	1	11	.083	0	0	0	0
Cal St. Dom. Hills (1981-87-89)	3	2	4	.333	0	0	0	0
Cal St. Hayward (1977-85-86-87-88)	5	6	6	.500	0	0	0	0
Cal St. L.A. (1957-59-95-98-2000)	5	9	7	.563	0	0	0	2
Cal St. Northridge (1978-79-85)	3	2	4	.333	0	0	0	0
Cal St. San B'dino (1999-2000-01-02-03)	5	9	5	.643	0	0	0	0
Calif. (Pa.) (1985-88-92-93-94-95-96-98-99-2003)	10	9	11	.450	0	0	2	0
Capital (1957-70-73)	3	2	3	.400	0	0	0	0
Carson-Newman (2002)	1	1	1	.500	0	0	0	0
Catawba (1998-99-2001)	3	1	3	.250	0	0	0	0
Catholic (1964)	1	0	2	.000	0	0	0	0
Centenary (La.) (1957-58-59)	3	1	4	.200	0	0	0	0
Central Conn. St. (1966-67-69-71-83-84)	6	6	8	.429	0	0	0	0
UCF (1976-77-78-80-81-82)	6	6	8	.429	0	0	0	1
Central Mich. (1965-70-71)	3	3	3	.500	0	0	0	0
Central Mo. St. (1965-70-80-81-82-83-84-85-89-90-91-94-95-96-97)	15	19	15	.559	1	0	0	0
Central Okla. (1992-93-95-97-98-2003)	6	6	6	.500	0	0	0	0
Central St. (1982)	1	1	1	.500	0	0	0	0
Central Wash. (1999-2000-01)	3	2	3	.400	0	0	0	0
Centre (1964)	1	0	2	.000	0	0	0	0
Chapman (1957-58-59-60-61-63-78-83-84)	9	11	10	.524	0	1	0	0
Charleston (W.Va.) (1999-2000-01-02)	4	2	4	.333	0	0	0	0
Chattanooga (1961-73-75-76-77)	5	11	5	.688	1	1	0	0
Cheyney (1965-66-67-68-69-70-71-72-73-76-77-78-79-80-81-82-83-86)	18	32	19	.627	1	0	2	0
Chicago (1961-74)	2	2	2	.500	0	0	0	0
CCNY (1957)	1	0	1	.000	0	0	0	0
Clarion (1981-2001)	2	1	2	.333	0	0	0	0
Clark Atlanta (1996)	1	0	1	.000	0	0	0	0
Coe (1973-74)	2	2	2	.500	0	0	0	0
Colo. Christian (1993)	1	0	2	.000	0	0	0	0
Colorado Col. (1960-61)	2	0	4	.000	0	0	0	0
Colorado St.-Pueblo (1967-68-72-73-98)	5	2	8	.200	0	0	0	0
Columbus St. (1978-84-96-98-2000-03)	6	5	7	.417	0	0	0	0
Concord (1997)	1	2	1	.667	0	0	0	0
Concordia (Ill.) (1962-63-65-69)	4	2	6	.250	0	0	0	0
Cornell College (1960-61-63-70)	4	4	7	.364	0	0	0	1
Delta St. (1972-85-86-87-93-96-97-98-2000-02-03)	11	12	11	.522	0	0	1	0
Denison (1968)	1	1	1	.500	0	0	0	0
Denver (1992-96)	2	1	2	.333	0	0	0	0
DePauw (1957-68)	2	0	3	.000	0	0	0	0
Dist. Columbia (1982-83-87)	3	9	3	.750	1	1	0	0
Doane (1965)	1	0	2	.000	0	0	0	0
Dowling (1995-98)	2	0	2	.000	0	0	0	0
Drexel (1957-60-66-67)	4	0	7	.000	0	0	0	0
Drury (2000)	1	0	1	.000	0	0	0	0
East Stroudsburg (1990)	1	1	1	.500	0	0	0	0
East Tenn. St. (1957)	1	1	1	.500	0	0	0	0
Eastern Ill. (1975-76-77-78-79-80)	6	12	6	.667	0	0	2	0
Eastern Mich. (1972)	1	3	2	.600	0	0	0	1
Eastern N.M. (1993)	1	1	1	.500	0	0	0	0
Eckerd (1973-94-95-2001-03)	5	5	6	.455	0	0	0	0
Edinboro (1982-86-94-96-98)	5	3	7	.300	0	0	0	0
Elizabeth City St. (1978-81-94-97-99)	5	7	5	.583	0	0	0	0
Elizabethtown (1964)	1	1	1	.500	0	0	0	0

Team (Years Participated)	Yrs.	Won	Lost	Pct.	1st	2nd	3rd	4th
Elon (1997)	1	0	1	.000	0	0	0	0
Evansville (1957-58-59-60-61-62-63-64-65-66-68-71-72-74-76)	15	40	10	.800	5	0	1	0
Fairfield (1960-61-62)	3	2	4	.333	0	0	0	0
Fairleigh Dickinson (1963)	1	0	2	.000	0	0	0	0
Fairmont St. (1996-98-99-2000)	4	4	4	.500	0	0	0	0
Fayetteville St. (1973-93)	2	2	3	.400	0	0	0	0
Ferris St. (1983-87-88-89-90-98)	6	5	7	.417	0	0	0	0
Findlay (2002-2003)	2	2	2	.500	0	0	0	0
Fisk (1964-74)	2	3	2	.600	0	0	0	0
Florida A&M (1957-59-62-78)	4	3	4	.429	0	0	0	0
Fla. Southern (1972-79-80-81-82-83-85-86-87-88-89-90-91-93-96-98-99-2000-01-03)	20	32	22	.593	1	1	4	0
Florida Tech (1989-90)	2	1	4	.200	0	0	0	0
Fort Hays St. (1995-96-97-98-2001-03)	6	7	5	.583	1	0	0	0
Fort Lewis (2002-03)	2	0	2	.000	0	0	0	0
Fort Valley St. (1998)	1	0	1	.000	0	0	0	0
Franklin Pierce (1991-93-96)	3	3	3	.500	0	0	0	0
Fresno St. (1958-60-62-63-64-65-66)	7	8	8	.500	0	0	0	0
Gannon (1962-72-75-77-80-84-85-86-87-88-90-93-94-95-2000-01-02-03)	18	14	23	.378	0	1	0	0
Gardner-Webb (2000)	1	0	1	.000	.	0	0	0
GC&SU (1997-99-2000)	3	3	3	.500	0	0	0	0
Ga. Southern (1970)	1	1	1	.500	0	0	0	0
Grambling (1958-76)	2	3	2	.600	0	0	0	0
Grand Canyon (1992-93-95-96-97-98)	6	4	6	.400	0	0	0	0
Grand Valley St. (1985-91-92-97-2001)	5	2	6	.250	0	0	0	0
Grinnell (1962)	1	0	2	.000	0	0	0	0
Gust. Adolphus (1958)	1	0	2	.000	0	0	0	0
Hamline (1962)	1	1	1	.500	0	0	0	0
Hampton (1983-91)	2	2	2	.500	0	0	0	0
Harding (2003)	1	0	1	.000	0	0	0	0
Hartford (1972-73-74-75)	4	2	4	.333	0	0	0	0
Hartwick (1965-70-71-73-74-75-76-77-78-79-80)	11	11	13	.458	0	0	0	0
Hawaii-Hilo (2003)	1	0	1	.000	0	0	0	0
Hawaii Pacific (1999)	1	0	1	.000	0	0	0	0
Henderson St. (1999-2000-01-02-03)	5	6	5	.546	0	0	0	0
High Point (1996-97)	2	2	2	.500	0	0	0	0
Hillsdale (1995-2001-02)	3	1	3	.250	0	0	0	0
Hiram (1973-74)	2	1	3	.250	0	0	0	0
Hofstra (1959-62-63-64)	4	5	4	.556	0	0	0	0
Hope (1958-59)	2	3	2	.600	0	0	0	0
Humboldt St. (1983-90-2001-02-03)	5	3	6	.333	0	0	0	0
Illinois St. (1957-62-67-68-69)	5	6	7	.462	0	0	0	1
Incarnate Word (2002)	1	1	1	.500	0	0	0	0
Indiana (Pa.) (1994-95-96-2000-02)	5	12	5	.706	0	0	2	0
IPFW (1993)	1	0	2	.000	0	0	0	0
Indiana St. (1966-67-68)	3	5	4	.556	0	1	0	0
Indianapolis (1996-97-2003)	3	1	3	.250	0	0	0	0
Ithaca (1964-72)	2	1	3	.250	0	0	0	0
Jackson St. (1957-64-65-66-68)	5	4	6	.400	0	0	0	0
Jacksonville St. (1980-81-83-84-85-89-90-92)	8	16	9	.640	1	0	0	1
James Madison (1974-76)	2	0	3	.000	0	0	0	0
Johns Hopkins (1974)	1	0	1	.000	0	0	0	0
Johnson Smith (1960-87-91-92-95-98-2001-02-03)	9	6	12	.333	0	0	0	0
Kennesaw St. (2003)	1	1	1	.500	0	0	0	0
Kentucky St. (1962-2001)	2	1	2	.333	0	0	0	0
Ky. Wesleyan (1957-60-61-64-66-67-68-69-70-71-72-73-74-82-83-84-85-86-87-88-89-90-91-92-94-95-98-99-2000-01-02)*	31	91	25	.785	8	4	5	1
King's (Pa.) (1974)	1	1	1	.500	0	0	0	0
Knox (1958-59)	2	2	2	.500	0	0	0	0
Kutztown (1988)	1	0	2	.000	0	0	0	0
Lake Superior St. (1996)	1	0	1	.000	0	0	0	0
Lamar (1960-62-63-64-66)	5	5	5	.500	0	0	0	0
Lander (1995-99)	2	3	2	.600	0	0	0	0
Lebanon Valley (1973)	1	0	1	.000	0	0	0	0
Le Moyne (1959-60-64-65-66-68-69-88-96-97)	10	4	13	.235	0	0	0	0
LeMoyne-Owen (1999-2000)	2	0	2	.000	0	0	0	0
Lenoir-Rhyne (1995-2003)	2	0	2	.000	0	0	0	0
Lewis (1982-83-84-85-86-88-98-99-2002-03)	10	6	12	.333	0	0	0	0
Lincoln (Mo.) (1959-60-61-67-68-69-72-75-76-77-78-81)	12	12	13	.480	0	0	0	0
Linfield (1957-58)	2	1	3	.250	0	0	0	0
Lock Haven (1987-89)	2	2	2	.500	0	0	0	0
Long Beach St. (1961)	1	1	1	.500	0	0	0	0
Long Island (1965-66-67)	3	6	3	.667	0	0	0	0
Longwood (1994-95-2001)	3	1	4	.200	0	0	0	0
Loras (1959)	1	0	2	.000	0	0	0	0
Louisiana Tech (1967-71)	2	2	2	.500	0	0	0	0
Loyola (Md.) (1973)	1	1	2	.333	0	0	0	0
Luther (1967)	1	1	1	.500	0	0	0	0
Lynn (1997-98-99)	3	5	3	.625	0	0	1	0
MacMurray (1961)	1	0	2	.000	0	0	0	0
Mansfield (1984-97)	2	1	2	.333	0	0	0	0
UMBC (1979-80)	2	3	2	.600	0	0	0	0
Mass.-Lowell (1988-2001-02-03)	4	9	3	.750	1	0	0	0
McNeese St. (1968)	1	0	2	.000	0	0	0	0
Mercer (1972)	1	0	2	.000	0	0	0	0
Merrimack (1977-78-91-92-2000)	5	5	5	.500	0	0	0	0
Mesa St. (1994-95-99)	3	0	4	.000	0	0	0	0

Team (Years Participated)	Yrs.	Won	Lost	Pct.	1st	2nd	3rd	4th
Metro St. (1990-91-98-99-2000-01-02-03)	8	21	6	.777	2	1	0	0
Michigan Tech (1963-98-2000-02-03)	5	4	5	.444	0	0	0	0
Midwestern St. (1999-2000)	2	1	2	.333	0	0	0	0
Miles (1974)	1	0	1	.000	0	0	0	0
Millersville (1985-86-87-89-93-95-2003)	7	10	7	.588	0	0	0	0
Minn. Duluth (1957-65-97-2002-03)	5	1	5	.167	0	0	0	0
Minn. St. Mankato (1964-76)	2	2	2	.500	0	0	0	0
Mississippi Col. (1978-95)	2	3	2	.600	0	0	0	0
Mo.-Rolla (1975-76-96)	3	1	5	.167	0	0	0	0
Mo.-St. Louis (1972-88)	2	3	2	.600	0	0	0	0
Mo. Southern St. (1993-2000)	2	3	3	.500	0	0	1	0
Mo. Western St. (1990-91-92-95-97-98-99-2002-03)	9	1	12	.077	0	0	0	0
Monmouth (Ill.) (1957-74)	2	0	2	.000	0	0	0	0
Monmouth (1981-82)	2	1	3	.250	0	0	0	0
Mont. St. Billings (1981-82-85-86-87-96-97-98-2002)	9	7	11	.389	0	0	1	0
Montclair St. (1969-70-71)	3	4	3	.571	0	0	0	0
Moorhead St. (1965)	1	1	1	.500	0	0	0	0
Morehouse (1981-90-91-95-2003)	5	3	8	.273	0	0	0	1
Morgan St. (1974-75-76)	3	6	3	.667	1	0	0	0
Morningside (1983-84-95)	3	8	3	.727	0	0	1	0
Mt. St. Mary's (1957-61-62-63-67-69-70-79-80-81-82-85-86-87)	14	25	17	.595	1	1	2	1
Muhlenberg (1968)	1	0	2	.000	0	0	0	0
Neb.-Kearney (1991-96-97-98-2002-03)	6	5	7	.417	0	0	0	0
Neb.-Omaha (1975-76-77-79-82-83-84-2002)	8	6	10	.375	0	0	0	0
Neb. Wesleyan (1962-63-64-99)	4	6	6	.500	0	0	0	1
Nevada (1957-61-64-66)	4	1	6	.143	0	0	0	0
UNLV (1965-67-68-69)	4	4	5	.444	0	0	0	0
New Haven (1987-88-90-2003)	4	2	6	.250	0	0	0	0
New Jersey City (1973-74)	2	0	2	.000	0	0	0	0
New Orleans (1971-72-74-75)	4	9	6	.600	0	1	0	1
NYIT (1978-80)	2	4	3	.571	0	1	0	0
Nicholls St. (1976-79-80)	3	5	3	.625	0	0	0	0
Norfolk St. (1965-68-69-71-74-84-85-86-87-88-89-90-92-94-95)	15	19	18	.514	0	0	1	0
North Ala. (1977-79-80-81-84-88-91-94-95-96)	10	27	9	.750	2	0	2	1
N.C. A&T (1958-59-62-64)	4	10	4	.714	0	0	2	0
N.C. Central (1957-88-89-90-93-96-97)	7	10	6	.625	1	0	0	0
North Dakota (1965-66-67-74-75-76-77-79-80-81-82-90-91-92-93-94-95-2000-03)	19	29	22	.569	0	0	2	0
North Dakota St. (1971-74-81-83-94-95-96-97)	8	8	8	.500	0	0	0	0
North Park (1969)	1	1	1	.500	0	0	0	0
Northeastern (1962-63-64-66-67-68)	6	8	6	.571	0	0	0	0
Northeastern St. (2000-01-02-03)	4	8	3	.727	1	0	0	0
Northern Colo. (1964-65-66-89)	4	1	6	.143	0	0	0	0
Northern Ill. (1958)	1	1	1	.500	0	0	0	0
Northern Iowa (1962-64-79)	3	5	4	.556	0	0	0	1
Northern Ky. (1978-95-96-97-98-2000-01-03)	8	13	9	.591	0	2	0	0
Northern Mich. (1979-80-81-84-85-93-99-2000)	8	7	10	.412	0	0	0	0
Northern St. (1996-97-98-99)	4	3	4	.429	0	0	0	0
Northwest Mo. St. (1982-84-89-98-2000-01-02-03)	8	4	11	.267	0	0	0	0
Northwood (1999)	1	0	1	.000	0	0	0	0
Oakland (1994-95-96-97)	4	2	4	.333	0	0	0	0
Oglethorpe (1963-66-68-69)	4	8	4	.667	0	0	1	0
Ohio Northern (1974)	1	0	1	.000	0	0	0	0
Old Dominion (1969-70-71-73-74-75-76)	7	15	8	.652	1	1	0	1
Pace (1992-99-2002)	3	1	4	.200	0	0	0	0
Pacific (Ore.) (1957)	1	0	1	.000	0	0	0	0
Paine (1994-99-2002)	3	1	3	.250	0	0	0	0
Parsons (1967)	1	0	2	.000	0	0	0	0
Pfeiffer (1996)	2	2	2	.500	0	0	0	0
Philadelphia U. (1958-63-64-65-66-67-68-69-70-71-72-73-75-76-77-78-79-83-85-89-91-92-93-94-95-2001)	26	31	30	.508	1	0	0	0
Philander Smith (1957-58)	2	0	3	.000	0	0	0	0
Pittsburg St. (1997-98-99)	3	3	3	.500	0	0	0	0
Pitt.-Johnstown (1997-98)	2	1	2	.333	0	0	0	0
Portland St. (1967)	1	0	2	.000	0	0	0	0
Potsdam St. (1966-73-74)	3	2	6	.250	0	0	0	0
Prairie View (1960-61)	2	2	2	.500	0	0	0	0
Presbyterian (1996-97-2003)	3	2	3	.400	0	0	0	0
Puget Sound (1970-71-73-75-76-77-78-79-80-81-84)	11	17	11	.607	1	0	0	0
Queens (N.Y.) (2001-02)	2	0	2	.000	0	0	0	0
Queens (N.C.) (1996-98-99-2001-03)	5	8	5	.615	0	0	1	0
Quincy (1995-97)	2	3	2	.600	0	0	0	0
Quinnipiac (1976-79-80-88)	4	2	6	.250	0	0	0	0
Randolph-Macon (1965-66-74-75-77-81-83-84-85)	9	6	14	.300	0	1	0	0
Regis (Colo.) (1957-58-95-96)	4	3	5	.375	0	0	0	0
Rensselaer (1958-73)	2	0	3	.000	0	0	0	0
Rider (1957)	1	2	1	.667	0	0	0	0
Roanoke (1968-71-72-73-74-79)	6	8	8	.500	1	0	0	0
Rochester (1961-62-67-68)	4	3	5	.375	0	0	0	0
Rockhurst (2002)	1	2	1	.667	0	0	0	0
Rollins (1974-76-79-92-96-2003)	6	4	8	.333	0	0	0	0
Sacramento St. (1959-62-70-88)	4	4	7	.364	0	1	0	0
Sacred Heart (1971-72-75-77-78-81-82-83-84-85-86-87-89)	13	22	15	.595	1	0	0	1
St. Andrews (2000)	1	0	1	.000	0	0	0	0
St. Anselm (1960-62-70-86-87-90-93-95-96-99-2000-01)	12	9	15	.375	0	0	0	0
St. Augustine's (1983-84-97)	3	7	3	.700	0	1	0	0
St. Cloud St. (1974-86-87-88-92-2000-01-03)	8	7	10	.412	0	0	0	0

Team (Years Participated)

Team (Years Participated)	Yrs.	Won	Lost	Pct.	1st	2nd	3rd	4th
St. Joseph's (Ind.) (1970-74-75-76-78-79-92)	7	10	8	.556	0	0	0	0
St. Lawrence (1974)	1	0	1	.000	0	0	0	0
St. Mary's (Tex.) (2001-03)	2	0	2	.000	0	0	0	0
St. Michael's (1957-58-59-60-65-67-73-74-87-97-99-2001)	12	19	15	.559	0	1	0	1
St. Norbert (1958)	1	0	2	.000	0	0	0	0
St. Olaf (1969-71-72)	3	1	6	.143	0	0	0	0
St. Procopius (1966)	1	0	1	.000	0	0	0	0
St. Rose (1992-95-96-97-98-99-2000-03)	8	9	9	.500	0	0	1	0
St. Thomas (Fla.) (1972-73-82)	3	2	3	.400	0	0	0	0
Salem Int'l (1997-98-99-2000-01-02-03)	7	11	7	.611	0	0	1	0
Sam Houston St. (1986)	1	0	2	.000	0	0	0	0
San Diego (1966-73-74-78-79)	5	4	6	.400	0	0	0	0
San Diego St. (1957-67-68)	3	5	3	.625	0	0	0	0
San Fran. St. (1960-63-65-69-71-80-82-83-94)*	9	4	15	.211	0	0	0	0
Seattle Pacific (1962-64-65-66-71-72-77-95-96-97-98-99-2000-01-02)	14	18	13	.581	0	0	1	0
Shaw (1995-2002-03)	3	6	3	.667	0	0	1	0
Shippensburg (1991)	1	0	2	.000	0	0	0	0
Siena (1974)	1	2	1	.667	0	0	0	0
Slippery Rock (1990-91)	2	1	3	.250	0	0	0	0
Sonoma St. (1973-74-89-99-2003)	5	2	6	.250	0	0	0	0
S.C.-Aiken (1998)	1	1	1	.500	0	0	0	0
S.C.-Spartanburg (1991-92-96-98)	4	4	4	.500	0	0	0	0
South Carolina St. (1958-61-63-66-67)	5	3	7	.300	0	0	0	0
South Dakota (1957-58-72-90-93-94-99-2000-03)	9	15	8	.652	1	0	0	0
South Dakota St. (1959-60-61-63-68-69-70-72-73-78-80-84-85-88-91-92-96-97-98-2000-01-02)	22	34	21	.618	1	1	1	0
Southampton (1972)	1	2	1	.667	0	0	0	0
Southeast Mo. St. (1961-62-63-64-79-82-83-85-86-87-88-89-90)	13	28	14	.667	0	3	0	0
Southeastern La. (1973)	1	1	1	.500	0	0	0	0
Southern Conn. St. (1982-83-97-2000)	4	3	5	.375	0	0	0	0
Southern Ill. (1959-61-62-63-64-65-66)	7	17	9	.654	0	2	1	1
SIU-Edwardsville (1986-87-89)	3	3	3	.500	0	0	0	0
Southern Ind. (1978-80-81-85-87-90-93-94-95-96-97-98-99-2000-01-03)	16	21	18	.539	1	1	0	0
Southern N.H. (1980-81-86-87-90-92-93-94-95-96-97-98-99-2003)	14	21	14	.600	0	0	2	0
Southern U. (1974-75-77)	3	1	5	.167	0	0	0	0
Southwest St. (2001)	1	3	1	.750	0	0	0	0
Southwest Baptist (1990-91)	2	2	3	.400	0	0	0	0
Southwest Mo. St. (1958-59-66-67-68-69-70-73-74-78)	10	23	10	.697	0	4	0	0
Springfield (1961-63-64-66-68-69-70-80-81-82-86)	11	6	16	.273	0	0	0	0
Stephen F. Austin (1983)	1	1	1	.500	0	0	0	0
Stetson (1967-70-71)	3	3	4	.429	0	0	0	0
Steubenville (1965-66-73)	3	4	3	.571	0	0	0	0
Stonehill (1971-73-80-81-82-89-98)	7	3	10	.231	0	0	0	0
Stony Brook (1970)	1	0	2	.000	0	0	0	0
Tampa (1984-85-86-87-88-89-90-93-94-95-97-2000-01-02)	14	15	15	.500	0	0	1	0
Tarleton St. (2002-03)	2	2	2	.500	0	0	0	0
Tenn.-Martin (1982-83)	2	1	3	.250	0	0	0	0
Tennessee St. (1963-67-70-71-72-73-74-75)	8	19	9	.679	0	2	1	1
Tex.-Pan American (1968)	1	1	1	.500	0	0	0	0
Tex. A&M-Commerce (1996-97-98)	3	3	3	.500	0	0	0	0
Tex. A&M-Kingsville (1992-96)	2	1	2	.333	0	0	0	0
Towson (1977-78)	2	3	2	.600	0	0	0	0
Transylvania (1969-70-72-73)	4	2	7	.222	0	0	0	0
Trinity (Tex.) (1960-61-68)	3	6	3	.667	0	0	1	0
Troy St. (1977-88-91-92-93)	5	10	6	.625	0	1	0	1
Truman (1960-71-79-81-99)	5	8	6	.571	0	0	1	0
Tuskegee (1959-79)	2	1	3	.250	0	0	0	0
Union (Tenn.) (1962-68)	2	1	3	.250	0	0	0	0
Upsala (1960)	1	1	1	.500	0	0	0	0
Valdosta St. (1976-77-79-2002)	4	5	4	.556	0	0	0	0
Valparaiso (1962-66-67-69-73)	5	7	5	.583	0	0	0	0
Virginia St. (1982-88)	2	1	3	.250	0	0	0	0
Virginia Union (1961-77-79-80-82-84-85-86-87-88-89-90-91-92-93-94-95-96-98-2000-03)	21	32	21	.604	2	0	3	0
Wabash (1958-59-60-61)	4	4	4	.500	0	0	0	0
Wagner (1958-67-68-69)	4	4	4	.500	0	0	0	0
Warburg (1957-58-59-60)	4	2	5	.286	0	0	0	0
Washburn (1992-93-94-95-97-2000-01-03)	8	12	8	.600	0	1	1	0
Washington (Mo.) (1963-64-65)	3	4	3	.571	0	0	0	0
Wayne St. (Mich.) (1970-84-86-87-92-93-94-99)	8	8	10	.444	0	0	1	0
Wayne St. (Neb.) (1999-2000)	2	2	2	.500	0	0	0	0
Wesleyan (Conn.) (1959)	1	0	2	.000	0	0	0	0
West Ala. (1978-82)	2	2	2	.500	0	0	0	0
West Chester (1983-95-99-2001-2003)	5	0	6	.000	0	0	0	0
West Ga. (1975-80-81-83-84-86-87-97-98-99-2001-02)	12	10	13	.435	0	0	0	0
West Tex. A&M (1987-90-91-94-98-99-2001-03)	8	5	10	.333	0	0	0	0
West Va. Wesleyan (2002)	1	0	1	.000	0	0	0	0
Western Ill. (1959-80-81)	3	2	4	.333	0	0	0	0
Western St. (1993)	1	1	1	.500	0	0	0	0
Western Wash. (2001)	1	3	1	.750	0	0	1	0
Winona St. (2001)	1	0	1	.000	0	0	0	0
Wheaton (Ill.) (1957-58-59-60)	4	11	4	.733	1	0	0	1
Widener (1972)	1	0	1	.000	0	0	0	0
Willamette (1959)	1	1	1	.500	0	0	0	0
Williams (1959-61)	2	2	3	.400	0	0	0	0
Wingate (1999-2000-01-02)	4	1	4	.200	0	0	0	0
Winston-Salem (1966-67-77-84-85-86-99-2000-01-02)	10	11	12	.479	1	0	0	0

Hartford 102, St. Michael's 93; Assumption 85, Bentley 83; Morgan St. 54, Potsdam St. 43; Hartwick 81, Siena 72; Bloomsburg 66, King's (Pa.) 65; Albright 93, Hiram 79; St. Joseph's (Ind.) 70, Wis.-Green Bay 54; Wittenberg 59, Evansville 55 (ot); Ky. Wesleyan 74, St. Cloud St. 72; Southwest Mo. St. 71, North Dakota 63; Fisk 65, Tennessee St. 54; New Orleans 85, Southern U. 80; Sonoma St. 73, Cal Poly 66; UC Riverside 62, Cal St. Chico 51. **Regional Third Place:** Roanoke 88, Rollins 77; St. Michael's 99, Bentley 91; Siena 82, Potsdam St. 74; King's (Pa.) 111, Hiram 81; Evansville 87, Wis.-Green Bay 75; North Dakota 75, St. Cloud St. 71; Tennessee St. 98, Southern U. 88; Cal Poly 81, Cal St. Chico 63. **Regional Championships:** Norfolk St. 89, Old Dominion 76; Assumption 84, Hartford 68; Morgan St. 68, Hartwick 64; Bloomsburg 92, Albright 78; St. Joseph's (Ind.) 75, Wittenberg 60; Southwest Mo. St. 69, Ky. Wesleyan 66; New Orleans 78, Fisk 63; UC Riverside 71, Sonoma St. 56. **Quarterfinals:** Assumption 89, Norfolk St. 79; Morgan St. 71, Bloomsburg 57; Southwest Mo. St. 80, St. Joseph's (Ind.) 78; New Orleans 83, UC Riverside 78. **Semifinals:** Morgan St. 73, Assumption 70; Southwest Mo. St. 68, New Orleans 63. **Third Place:** Assumption 115, New Orleans 103. **Championship:** Morgan St. 67, Southwest Mo. St. 52.

1975 First Round: Assumption 111, Sacred Heart 95; Bentley 99, Hartford 82; C.W. Post 72, Philadelphia U. 68; Gannon 65, Hartwick 64 (ot); New Orleans 90, West Ga. 89; Lincoln (Mo.) 93, Southern U. 87; UC Riverside 78, UC Davis 77; Puget Sound 76, UC Irvine 74 (ot); North Dakota 72, Mo. Rolla 61; Neb.-Omaha 69, Augustana (S.D.) 61; Old Dominion 95, Baltimore 72; Randolph-Macon 64, Morgan St. 60; Chattanooga 107, Alabama St. 83; Tennessee St. 63, Armstrong Atlantic 53; St. Joseph's (Ind.) 96, Youngstown St. 78; Akron 76, Eastern Ill. 62. **Regional Third Place:** Hartford 102, Sacred Heart 91; Philadelphia U. 80, Hartwick 75; Southern U. 103, West Ga. 98; UC Davis 84, UC Irvine 70; Augustana (S.D.) 71, Mo. Rolla 64; Baltimore 77, Morgan St. 76; Armstrong Atlantic 110, Alabama St. 78; Eastern Ill. 86, Youngstown St. 80. **Regional Championships:** Assumption 87, Bentley 82; Gannon 67, C.W. Post 60; New Orleans 84, Lincoln (Mo.) 83; UC Riverside 59, Puget Sound 58; North Dakota 84, Neb.-Omaha 71; Old Dominion 83, Randolph-Macon 76; Tennessee St. 82, Chattanooga 81; Akron 58, St. Joseph's (Ind.) 52. **Quarterfinals:** Assumption 81, Gannon 69; New Orleans 73, UC Riverside 59; Old Dominion 78, North Dakota 62; Tennessee St. 72, Akron 69. **Semifinals:** New Orleans 84, Assumption 73 (ot); Old Dominion 77, Tennessee St. 60. **Third Place:** Assumption 88, Tennessee St. 80. **Championship:** Old Dominion 76, New Orleans 74.

1976 First Round: Evansville 85, Wright St. 75; Eastern Ill. 65, St. Joseph's (Ind.) 56; Valdosta St. 95, UCF 82; Chattanooga 86, Rollins 62; Puget Sound 80, Cal Poly Pomona 65; Cal St. Bakersfield 87, UC Davis 65; Baltimore 85, Morgan St. 65; Old Dominion 86, James Madison 77; Bridgeport 93, Bentley 86; Assumption 64, Quinnipiac 60; Nicholls St. 97, Lincoln (Mo.) 79; Grambling 67, Mo. Rolla 61; North Dakota 86, Neb.-Omaha 74 (ot); Wis.-Green Bay 72, Minn. St. Mankato 67 (2 ot); Philadelphia U. 89, Buffalo St. 69; Cheyney 73, Hartwick 72 (ot). **Regional Third Place:** Wright St. 72, St. Joseph's (Ind.) 68; Rollins 101, Florida Tech 91; Cal Poly Pomona 84, UC Davis 82 (ot); Morgan St. 86, James Madison 81; Bentley 83, Quinnipiac 77; Lincoln (Mo.) 86, Mo. Rolla 84 (ot); Minn. St. Mankato 95, Neb.-Omaha 73; Buffalo St. 69, Hartwick 67. **Regional Championships:** Eastern Ill. 75, Evansville 73; Chattanooga 86, Valdosta St. 66; Puget Sound 75, Cal St. Bakersfield 65; Old Dominion 73, Baltimore 58; Bridgeport 86, Assumption 84; Nicholls St. 90, Grambling 89; North Dakota 65, Wis.-Green Bay 61; Cheyney 60, Philadelphia U. 59. **Quarterfinals:** Eastern Ill. 81, Bridgeport 66; Chattanooga 107, Nicholls St. 78; Puget Sound 80, North Dakota 77; Old Dominion 90, Cheyney 85. **Semifinals:** Chattanooga 93, Eastern Ill. 84; Puget Sound 83, Old Dominion 78. **Third Place:** Eastern Ill. 78, Old Dominion 74. **Championship:** Puget Sound 83, Chattanooga 74.

1977 First Round: Baltimore 116, Virginia Union 96; Towson 102, Winston-Salem 83; Merrimack 107, Bridgeport 83; Sacred Heart 83, Assumption 78; UCF 91, Armstrong Atlantic 81; Chattanooga 92, Valdosta St. 76; North Dakota 71, Augustana (S.D.) 64; Wis.-Green Bay 89, Neb.-Omaha 63; Eastern Ill. 87, Bellarmine 72; Randolph-Macon 71, Youngstown St. 69 (ot); Cheyney 62, Philadelphia U. 58; Hartwick 68, Gannon 66; Troy St. 81, Lincoln (Mo.) 75; North Ala. 105, Southern U. 88; Cal Poly 73, Seattle Pacific 58; Puget Sound 85, Cal St. Hayward 68. **Regional Third Place:** Virginia Union 107, Winston-Salem 93; Assumption 86, Bridgeport

84; Valdosta St. 83, Armstrong Atlantic 73; Neb.-Omaha 93, Augustana (S.D.) 91; Youngstown St. 81, Bellarmine 79; Gannon 85, Philadelphia U. 67; Lincoln (Mo.) 103, Southern U. 87; Seattle Pacific 94, Cal St. Hayward 74. **Regional Championships:** Towson 92, Baltimore 87 (ot); Sacred Heart 110, Merrimack 104; Chattanooga 88, UCF 79; North Dakota 45, Wis.-Green Bay 43; Randolph-Macon 69, Eastern Ill. 66; Cheyney 88, Hartwick 61; North Ala. 77, Troy St. 70; Cal Poly 67, Puget Sound 54. **Quarterfinals:** Sacred Heart 85, Towson 82; Chattanooga 76, North Dakota 52; Randolph-Macon 65, Cheyney 63; North Ala. 67, Cal Poly 64 (ot). **Semifinals:** Chattanooga 95, Sacred Heart 81; Randolph-Macon 82, North Ala. 67. **Third Place:** North Ala. 93, Sacred Heart 77. **Championship:** Chattanooga 71, Randolph-Macon 62.

1978 First Round: Cheyney 78, Adelphi 64; Philadelphia U. 73, Hartwick 62; Merrimack 116, Bryant 91; Sacred Heart 73, Bridgeport 70; UCF 86, Augusta St. 66; Florida A&M 72, West Ala. 69; Cal St. Northridge 79, UC Davis 73; San Diego 91, Puget Sound 85; Eastern Ill. 100, St. Joseph's (Ind.) 93; Southern Ind. 86, Northern Ky. 78; Towson 106, Albany St. (Ga.) 89; Elizabeth City St. 64, NYIT 62; Southwest Mo. St. 69, Columbus St. 67; Lincoln (Mo.) 82, Mississippi Col. 73; Wis.-Green Bay 80, South Dakota St. 57; Augustana (S.D.) 78, Chapman 66. **Regional Third Place:** Hartwick 77, Adelphi 74; Bridgeport 89, Bryant 85; West Ala. 91, Augusta St. 90; Puget Sound 96, UC Davis 73; St. Joseph's (Ind.) 93, Northern Ky. 87; Albany St. (Ga.) 81, NYIT 78; Mississippi Col. 96, Columbus St. 75; South Dakota St. 61, Chapman 59. **Regional Championships:** Cheyney 73, Philadelphia U. 60; Sacred Heart 84, Merrimack 83 (ot); UCF 85, Florida A&M 78; San Diego 70, Cal St. Northridge 67; Eastern Ill. 79, Southern Ind. 67; Elizabeth City St. 84, Towson 73; Lincoln (Mo.) 84, Southwest Mo. St. 83; Wis.-Green Bay 72, Augustana (S.D.) 60. **Quarterfinals:** Cheyney 59, Sacred Heart 57; UCF 77, San Diego 71; Eastern Ill. 84, Elizabeth City St. 71; Wis.-Green Bay 63, Lincoln (Mo.) 61. **Semifinals:** Cheyney 79, UCF 63; Wis.-Green Bay 58, Eastern Ill. 43. **Third Place:** Eastern Ill. 77, UCF 67. **Championship:** Cheyney 47, Wis.-Green Bay 40.

1979 First Round: Wright St. 75, Northern Mich. 66; St. Joseph's (Ind.) 76, Eastern Ill. 66; Bridgeport 92, Quinnipiac 75; Assumption 89, Bentley 78; Nicholls St. 89, Southeast Mo. St. 74; Rollins 97, Truman 88 (ot); Valdosta St. 102, Tuskegee 93; North Ala. 75, Fla. Southern 67; Puget Sound 81, Cal St. Northridge 67; UC Riverside 62, San Diego 48; Northern Iowa 84, Neb.-Omaha 72; Wis.-Green Bay 63, North Dakota 48; Cheyney 82, Albany St. (Ga.) 61; Hartwick 49, Philadelphia U. 48; UMBC 79, Mt. St. Mary's 74; Virginia Union 68, Roanoke 67. **Regional Third Place:** Eastern Ill. 65, Northern Mich. 58; Bentley 104, Quinnipiac 93; Southeast Mo. St. 86, Truman 82; Tuskegee 107, Fla. Southern 102; San Diego 74, Cal St. Northridge 69 (ot); Neb.-Omaha 86, North Dakota 75; Albany St. (Ga.) 72, Philadelphia U. 61; Mt. St. Mary's 93, Roanoke 89. **Regional Championships:** St. Joseph's (Ind.) 73, Wright St. 68; Bridgeport 85, Assumption 75; Nicholls St. 100, Rollins 87; North Ala. 110, Valdosta St. 101; Puget Sound 77, UC Riverside 52; Wis.-Green Bay 56, Northern Iowa 50; Cheyney 72, Hartwick 63; UMBC 58, Virginia Union 56. **Quarterfinals:** Bridgeport 92, St. Joseph's (Ind.) 82; North Ala. 103, Nicholls St. 97; Wis.-Green Bay 65, Puget Sound 53; Cheyney 65, UMBC 62. **Semifinals:** North Ala. 85, Bridgeport 82; Wis.-Green Bay 46, Cheyney 45. **Third Place:** Cheyney 81, Bridgeport 78. **Championship:** North Ala. 64, Wis.-Green Bay 50.

1980 First Round: UMBC 86, Benedict 69; Virginia Union 72, Mt. St. Mary's 70; Springfield 91, Bryant 78; Southern N.H. 98, Quinnipiac 89; South Dakota St. 74, Stonehill 51; Western Ill. 102, North Dakota 79; Fla. Southern 81, Bethune-Cookman 72; UCF 81, West Ga. 78; UC Riverside 65, Puget Sound 61; Cal Poly 66, San Fran. St. 46; North Ala. 98, Central Mo. St. 86; Nicholls St. 78, Jacksonville St. 76; NYIT 81, Gannon 59; Hartwick 67, Cheyney 64; Eastern Ill. 74, Wright St. 63; Northern Mich. 93, Southern Ind. 83. **Regional Third Place:** Mt. St. Mary's 84, Benedict 82; Quinnipiac 102, Bryant 97; Stonehill 70, North Dakota 57; West Ga. 75, Bethune-Cookman 63; Puget Sound 93, San Fran. St. 86; Central Mo. St. 112, Jacksonville St. 91; Cheyney 87, Gannon 86; Wright St. 88, Southern Ind. 85. **Regional Championships:** Virginia Union 80, UMBC 65; Southern N.H. 89, Springfield 80; South Dakota St. 98, Western Ill. 86; Fla. Southern 71, UCF 64; UC Riverside 62, Cal Poly 53; North Ala. 77, Nicholls St. 68; NYIT 80, Hartwick 78; Northern Mich. 58, Eastern Ill. 56. **Quarterfinals:** Virginia Union 108,

Southern N.H. 91; Fla. Southern 81, South Dakota St. 71; North Ala. 76, UC Riverside 69; NYIT 58, Northern Mich. 57. **Semifinals:** Virginia Union 78, Fla. Southern 71; NYIT 72, North Ala. 66. **Third Place:** Fla. Southern 68, North Ala. 67. **Championship:** Virginia Union 80, NYIT 74.

1981 First Round: Mt. St. Mary's 81, Cheyney 75; Elizabeth City St. 54, Randolph-Macon 53; Western Ill. 80, Southern Ind. 73; Northern Mich. 70, Wright St. 69; Wis.-Green Bay 82, North Dakota St. 76; North Dakota 87, Central Mo. St. 80; North Ala. 67, Lincoln (Mo.) 53; Truman 82, Jacksonville St. 78; Puget Sound 62, Cal St. Chico 60; Cal St. Dom. Hills 61, Mont. St.-Billings 52; UCF 94, Morehouse 77; Fla. Southern 70, West Ga. 59; Clarion 80, Monmouth 78; Cal Poly 71, Bloomsburg 43; Southern N.H. 76, Springfield 75; Sacred Heart 89, Stonehill 86. **Regional Third Place:** Cheyney 76, Randolph-Macon 67; Wright St. 96, Southern Ind. 89; North Dakota St. 95, Central Mo. St. 87; Jacksonville St. 84, Lincoln (Mo.) 66; Mont. St.-Billings 54, Cal St. Chico 49; West Ga. 102, Morehouse 76; Monmouth 79, Bloomsburg 64; Stonehill 79, Springfield 78. **Regional Championships:** Mt. St. Mary's 78, Elizabeth City St. 76; Northern Mich. 93, Western Ill. 87; Wis.-Green Bay 72, North Dakota 60; North Ala. 63, Truman 59; Puget Sound 72, Cal St. Dom. Hills 54; Fla. Southern 73, UCF 71; Cal Poly 84, Clarion 61; Southern N.H. 81, Sacred Heart 70. **Quarterfinals:** Mt. St. Mary's 88, Northern Mich. 74; Wis.-Green Bay 65, North Ala. 39; Fla. Southern 56, Puget Sound 55; Cal Poly 77, Southern N.H. 73. **Semifinals:** Mt. St. Mary's 76, Wis.-Green Bay 60; Fla. Southern 54, Cal Poly 51. **Third Place:** Cal Poly 62, Wis.-Green Bay 61 (2 ot). **Championship:** Fla. Southern 73, Mt. St. Mary's 68.

1982 First Round: Dist. Columbia 68, Virginia Union 64 (ot); Mt. St. Mary's 90, Virginia St. 86; Cheyney 66, Monmouth 53; Bloomsburg 53, Edinboro 50; Neb.-Omaha 78, Lewis 69; North Dakota 59, Mont. St.-Billings 54; Cal Poly 66, Alas. Anchorage 60; Cal St. Bakersfield 58, San Fran. St. 50; Southeast Mo. St. 60, UCF 55; Tenn.-Martin 46, Central Mo. St. 42; West Ala. 75, St. Thomas (Fla.) 72; Fla. Southern 80, Northwest Mo. St. 74; Central St. 63, Bellarmine 61; Ky. Wesleyan 76, Wright St. 71 (ot); Sacred Heart 66, Springfield 61; Southern Conn. St. 76, Stonehill 61. **Regional Third Place:** Virginia St. 84, Virginia Union 82; Edinboro 56, Monmouth 53; Lewis 76, Mont. St.-Billings 70; Alas. Anchorage 89, San Fran. St. 84; Central Mo. St. 70, UCF 62; St. Thomas (Fla.) 89, Northwest Mo. St. 83; Wright St. 87, Bellarmine 86; Springfield 73, Stonehill 72. **Regional Championships:** Dist. Columbia 67, Mt. St. Mary's 66; Cheyney 70, Bloomsburg 48; North Dakota 83, Neb.-Omaha 75; Cal St. Bakersfield 58, Cal Poly 55; Southeast Mo. St. 56, Tenn.-Martin 53; Fla. Southern 86, West Ala. 79 (3 ot); Ky. Wesleyan 66, Central St. 65; Sacred Heart 78, Southern Conn. St. 67. **Quarterfinals:** Dist. Columbia 72, Cheyney 69; Cal St. Bakersfield



All-tournament honoree Derek Cline of Northeastern State celebrates the Redmen's first national title.

67, North Dakota 65; Fla. Southern 87, Southeast Mo. St. 73; Ky. Wesleyan 88, Sacred Heart 85. **Semifinals:** Dist. Columbia 76, Cal St. Bakersfield 71; Fla. Southern 90, Ky. Wesleyan 89 (2 ot). **Third Place:** Ky. Wesleyan 77, Cal St. Bakersfield 66. **Championship:** Dist. Columbia 73, Fla. Southern 63.

1983 First Round: St. Augustine's 78, Hampton 73; Dist. Columbia 34, Randolph-Macon 17; Sacred Heart 113, Assumption 108 (4 ot); American Int'l 65, Central Conn. St. 64; North Dakota St. 71, Ferris St. 68; Morningside 80, Neb.-Omaha 79; Jacksonville St. 67, Fla. Southern 61; West Ga. 74, West Chester 73; Central Mo. St. 66, Stephen F. Austin 57; Southeast Mo. St. 83, Tenn.-Martin 71; Chapman 80, San Fran. St. 70; Cal St. Bakersfield 72, Humboldt St. 48; Wright St. 71, Lewis 57; Ky. Wesleyan 90, Southern Conn. St. 68; Bloomsburg 76, Cheyney 75; Philadelphia U. 72, C.W. Post 68. **Regional Third Place:** Hampton 71, Randolph-Macon 51; Assumption 99, Central Conn. St. 89 (ot); Ferris St. 81, Neb.-Omaha 75; Fla. Southern 72, West Chester 71; Stephen F. Austin 83, Tenn.-Martin 70; San Fran. St. 78, Humboldt St. 71; Lewis 91, Southern Conn. St. 73; C.W. Post 83, Cheyney 69. **Regional Championships:** Dist. Columbia 93, St. Augustine's 88; Sacred Heart 72, American Int'l 68; Morningside 79, North Dakota St. 77; Jacksonville St. 92, West Ga. 76; Southeast Mo. St. 74, Central Mo. St. 69; Cal St. Bakersfield 78, Chapman 66; Wright St. 69, Ky. Wesleyan 67; Bloomsburg 73, Philadelphia U. 66. **Quarterfinals:** Dist. Columbia 45, Sacred Heart 38; Morningside 91, Jacksonville St. 90; Cal St. Bakersfield 75, Southeast Mo. St. 70; Wright St. 73, Bloomsburg 53. **Semifinals:** Wright St. 57, Cal St. Bakersfield 50; Dist. Columbia 92, Morningside 77. **Championship:** Wright St. 92, Dist. Columbia 73.

1984 First Round: St. Augustine's 66, Mansfield 65; C.W. Post 65, Gannon 62; Sacred Heart 72, American Int'l 69 (2 ot); South Dakota St. 74, Central Conn. St. 59; Lewis 93, Bellarmine 87; Ky. Wesleyan 96, Cal St. Bakersfield 85; Virginia Union 45, Randolph-Macon 30; Norfolk St. 70, Winston-Salem 61; Morningside 86, Northern Mich. 76; Wayne St. (Mich.) 82, Neb.-Omaha 70; Jacksonville St. 78, Northwest Mo. St. 75; Central Mo. St. 50, Columbus St. 47; *San Fran. St. 65, UC Riverside 57; Puget Sound 57, Chapman 52; West Ga. 64, Tampa 63; North Ala. 86, Albany St. (Ga.) 73. **Regional Third Place:** Mansfield 94, Gannon 78; Central Conn. St. 102, American Int'l 90; Bellarmine 81, Cal St. Bakersfield 71; Randolph-Macon 69, Winston-Salem 54; Neb.-Omaha 84, Northern Mich. 81; Columbus St. 65, Northwest Mo. St. 63; Chapman 74, UC Riverside 71; Tampa 87, Albany St. (Ga.) 77. **Regional Championships:** St. Augustine's 86, C.W. Post 80; Sacred Heart 88, South Dakota St. 81 (ot); Ky. Wesleyan 72, Lewis 70; Virginia Union 58, Norfolk St. 56; Morningside 75, Wayne St. (Mich.) 73; Central Mo. St. 79, Jacksonville St. 72; *San Fran. St. 59, Puget Sound 55; North Ala. 66, West Ga. 65. **Quarterfinals:** St. Augustine's 107, Sacred Heart 92; Ky. Wesleyan 72, Virginia Union 71; Central Mo. St. 74, Morningside 60; North Ala. 76, *San Fran. St. 68. **Semifinals:** St. Augustine's 89, Ky. Wesleyan 80; Central Mo. St. 89, North Ala. 85 (ot). **Championship:** Central Mo. St. 81, St. Augustine's 77.

*San Francisco State's participation in the 1984 tournament vacated.

1985 First Round: Wright St. 61, Lewis 53; Ky. Wesleyan 77, Southern Ind. 64; Sacred Heart 47, Bridgeport 45; American Int'l 65, Bentley 49; Southeast Mo. St. 85, Alabama A&M 74; Delta St. 52, Central Mo. St. 47; Tampa 79, Fla. Southern 65; Jacksonville St. 120, Albany St. (Ga.) 84; Grand Valley St. 71, Northern Mich. 70; South Dakota St. 73, Gannon 64; Cal St. Hayward 64, Norfolk St. 61; Cal St. Northridge 70, Mont. St.-Billings 59; Mt. St. Mary's 62, Randolph-Macon 52 (3 ot); Winston-Salem 44, Virginia Union 42; Philadelphia U. 95, Calif. (Pa.) 76; C.W. Post 57, Millersville 55. **Regional Third Place:** Southern Ind. 92, Lewis 78; Bridgeport 83, Bentley 67; Central Mo. St. 88, Alabama A&M 74; Fla. Southern 108, Albany St. (Ga.) 80; Northern Mich. 95, Gannon 65; Norfolk St. 90, Mont. St.-Billings 78; Virginia Union 78, Randolph-Macon 55; Millersville 96, Calif. (Pa.) 86. **Regional Championships:** Ky. Wesleyan 84, Wright St. 72; American Int'l 80, Sacred Heart 74; Southeast Mo. St. 67, Delta St. 59; Jacksonville St. 76, Tampa 61; South Dakota St. 58, Grand Valley St. 57; Cal St. Hayward 51, Cal St. Northridge 48; Mt. St. Mary's 63, Winston-Salem 56; C.W. Post 71, Philadelphia U. 68. **Quarterfinals:** Ky. Wesleyan 76, American Int'l 73; Jacksonville St. 80, Southeast Mo. St. 79; South Dakota St. 62, Cal St. Hayward 58; Mt. St. Mary's

69, C.W. Post 67. **Semifinals:** Jacksonville St. 72, Ky. Wesleyan 61; South Dakota St. 78, Mt. St. Mary's 71. **Championship:** Jacksonville St. 74, South Dakota St. 73.

1986 First Round: SIU-Edwardsville 70, Lewis 61; Wright St. 94, Ky. Wesleyan 84; Cheyney 106, Edinboro 85; Gannon 78, Millersville 66; Delta St. 61, Sam Houston St. 59; Southeast Mo. St. 94, Abilene Christian 72; Alas. Anchorage 86, UC Riverside 83; Cal St. Hayward 67, Cal Poly 65; Wayne St. (Mich.) 72, Augustana (S.D.) 57; St. Cloud St. 76, Mont. St.-Billings 67; Fla. Southern 83, West Ga. 82; Tampa 76, Alabama A&M 69; Norfolk St. 70, Virginia Union 60; Mt. St. Mary's 74, Winston-Salem 71; Sacred Heart 76, Springfield 74 (2 ot); Southern N.H. 67, St. Anselm 57. **Regional Third Place:** Ky. Wesleyan 91, Lewis 81; Millersville 107, Edinboro 86; Abilene Christian 73, Sam Houston St. 60; UC Riverside 55, Cal Poly 53; Mont. St.-Billings 86, Augustana (S.D.) 61; West Ga. 104, Alabama A&M 84; Virginia Union 95, Winston-Salem 77; Springfield 70, St. Anselm 65. **Regional Championships:** Wright St. 77, SIU-Edwardsville 73; Cheyney 65, Gannon 62; Southeast Mo. St. 75, Delta St. 74; Cal St. Hayward 87, Alas. Anchorage 73; Wayne St. (Mich.) 75, St. Cloud St. 71; Fla. Southern 67, Tampa 57; Norfolk St. 78, Mt. St. Mary's 75; Sacred Heart 83, Southern N.H. 67. **Quarterfinals:** Cheyney 78, Wright St. 75; Southeast Mo. St. 85, Cal St. Hayward 69; Fla. Southern 77, Wayne St. (Mich.) 65; Sacred Heart 84, Norfolk St. 74. **Semifinals:** Southeast Mo. St. 90, Cheyney 81; Sacred Heart 86, Fla. Southern 80. **Championship:** Sacred Heart 93, Southeast Mo. St. 87.

1987 First Round: Sacred Heart 82, St. Anselm 80; Southern N.H. 71, New Haven 70; Millersville 83, St. Michael's 76; Gannon 80, C.W. Post 71; West Ga. 81, Tampa 73; Fla. Southern 92, Alabama A&M 83; Alas. Anchorage 68, Cal St. Dom. Hills 64; Mont. St.-Billings 78, Cal St. Hayward 54; Ferris St. 70, Wayne St. (Mich.) 67; St. Cloud St. 81, Lock Haven 64; Delta St. 88, Abilene Christian 71; Southeast Mo. St. 72, West Tex. A&M 71; Mt. St. Mary's 94, Virginia Union 84; Norfolk St. 68, Dist. Columbia 64; Ky. Wesleyan 112, Johnson Smith 77; SIU-Edwardsville 88, Southern Ind. 82. **Regional Third Place:** St. Anselm 94, New Haven 88; C.W. Post 85, St. Michael's 72; Tampa 92, Alabama A&M 76; Cal St. Hayward 71, Cal St. Dom. Hills 55; Lock Haven 84, Wayne St. (Mich.) 83; West Tex. A&M 67, Abilene Christian 63; Virginia Union 99, Dist. Columbia 92; Southern Ind. 102, Johnson Smith 96. **Regional Championships:** Southern N.H. 73, Sacred Heart 67; Gannon 85, Millersville 82; Fla. Southern 84, West Ga. 69; Mont. St.-Billings 79, Alas. Anchorage 73; St. Cloud St. 77, Ferris St. 69; Delta St. 90, Southeast Mo. St. 84 (ot); Norfolk St. 70, Mt. St. Mary's 66; Ky. Wesleyan 89, SIU-Edwardsville 86. **Quarterfinals:** Gannon 93, Southern N.H. 81; Mont. St.-Billings 75, Fla. Southern 62; Delta St. 78, St. Cloud St. 73 (ot); Ky. Wesleyan 80, Norfolk St. 74. **Semifinals:** Gannon 61, Mont. St.-Billings 55; Ky. Wesleyan 98, Delta St. 75. **Championship:** Ky. Wesleyan 92, Gannon 74.

1988 First Round: Mass.-Lowell 90, Assumption 65; New Haven 96, Quinnipiac 62; Ky. Wesleyan 82, Lewis 74; Alabama A&M 75, Ashland 73 (ot); Tampa 71, Norfolk St. 68; Fla. Southern 99, North Ala. 76; Mo.-St. Louis 68, South Dakota St. 63; Southeast Mo. St. 111, Angelo St. 75; Ferris St. 91, Augustana (S.D.) 75; UC Riverside 78, St. Cloud St. 71; Alas. Anchorage 89, Cal St. Bakersfield 82 (ot); Cal St. Hayward 96, Sacramento St. 85; N.C. Central 56, Virginia St. 49; Troy St. 75, Virginia Union 71; Calif. (Pa.) 91, Le Moyne 88; Gannon 84, Kutztown 64. **Regional Third Place:** Quinnipiac 88, Assumption 73; Lewis 89, Ashland 73; North Ala. 87, Norfolk St. 76; South Dakota St. 87, Angelo St. 84; St. Cloud St. 118, Augustana (S.D.) 114 (2 ot); Cal St. Bakersfield 90, Sacramento St. 89; Virginia Union 90, Virginia St. 89; Le Moyne 89, Kutztown 81. **Regional Championships:** Mass.-Lowell 84, New Haven 72; Alabama A&M 92, Ky. Wesleyan 88; Fla. Southern 76, Tampa 63; Southeast Mo. St. 73, Mo.-St. Louis 69; Ferris St. 80, UC Riverside 64; Alas. Anchorage 72, Cal St. Hayward 67; Troy St. 66, N.C. Central 65 (ot); Gannon 93, Calif. (Pa.) 75. **Quarterfinals:** Mass.-Lowell 76, Alabama A&M 68; Fla. Southern 78, Southeast Mo. St. 75; Alas. Anchorage 97, Ferris St. 85; Troy St. 100, Gannon 79. **Semifinals:** Mass.-Lowell 88, Fla. Southern 81; Alas. Anchorage 77, Troy St. 72. **Third Place:** Fla. Southern 94, Troy St. 84. **Championship:** Mass.-Lowell 75, Alas. Anchorage 72.

1989 First Round: Bridgeport 132, Stonehill 127 (ot); Sacred

Heart 103, Bentley 88; Virginia Union 116, Alabama A&M 80; N.C. Central 67, Norfolk St. 64; Ky. Wesleyan 100, SIU-Edwardsville 87 (ot); Bellarmine 108, Ferris St. 92; Tampa 90, Fla. Southern 86; Jacksonville St. 94, Florida Tech 70; Wis.-Milwaukee 99, Augustana (S.D.) 95; Northern Colo. 92, Alas. Fairbanks 70; Central Mo. St. 78, Northwest Mo. St. 74; Southeast Mo. St. 65, Angelo St. 60; Bloomsburg 74, Philadelphia U. 73 (ot); Millersville 97, Lock Haven 84; UC Riverside 79, Sonoma St. 65; Cal St. Bakersfield 64, Cal St. Dom. Hills 61. **Regional Third Place:** Bentley 129, Stonehill 118; Alabama A&M 93, Norfolk St. 80; SIU-Edwardsville 102, Ferris St. 92; Fla. Southern 85, Florida Tech 75; Augustana (S.D.) 112, Alas. Fairbanks 107 (2 ot); Angelo St. 89, Northwest Mo. St. 80; Lock Haven 82, Philadelphia U. 78; Cal St. Dom. Hills 98, Sonoma St. 77. **Regional Championships:** Sacred Heart 69, Bridgeport 67; N.C. Central 60, Virginia Union 55; Ky. Wesleyan 84, Bellarmine 77; Jacksonville St. 89, Tampa 67; Wis.-Milwaukee 89, Northern Colo. 88 (ot); Southeast Mo. St. 88, Central Mo. St. 73; Millersville 87, Bloomsburg 71; UC Riverside 63, Cal St. Bakersfield 60. **Quarterfinals:** N.C. Central 58, Sacred Heart 57; Jacksonville St. 107, Ky. Wesleyan 70; Southeast Mo. St. 93, Wis.-Milwaukee 84; UC Riverside 92, Millersville 86. **Semifinals:** N.C. Central 90, Jacksonville St. 70; Southeast Mo. St. 84, UC Riverside 83 (ot). **Third Place:** UC Riverside 90, Jacksonville St. 81. **Championship:** N.C. Central 73, Southeast Mo. St. 46.

1990 First Round: Bridgeport 83, New Haven 78; St. Anselm 94, Southern N.H. 89; Central Mo. St. 69, UC Riverside 59; Cal St. Bakersfield 76, Humboldt St. 58; East Stroudsburg 99, Slippery Rock 98 (ot); Gannon 83, C.W. Post 78; Morehouse 82, Virginia Union 78; Florida Tech 73, Norfolk St. 63; Mo. Western St. 73, West Tex. A&M 71; Southeast Mo. St. 91, Southern Ind. 73; Ashland 68, Southwest Baptist 64; Ky. Wesleyan 97, Ferris St. 72; Metro St. 82, South Dakota 73; North Dakota 78, Alas. Anchorage 71; N.C. Central 66, Tampa 61; Jacksonville St. 97, Fla. Southern 96 (ot). **Regional Third Place:** Southern N.H. 91, New Haven 88; Humboldt St. 71, UC Riverside 70; C.W. Post 84, Slippery Rock 79; Norfolk St. 102, Virginia Union 93; West Tex. A&M 98, Southern Ind. 92 (ot); Ferris St. 88, Southwest Baptist 80 (ot); South Dakota 101, Alas. Anchorage 92; Fla. Southern 92, Tampa 82. **Regional Championships:** Bridgeport 91, St. Anselm 82; Cal St. Bakersfield 68, Central Mo. St. 64; Gannon 72, East Stroudsburg 63; Morehouse 81, Florida Tech 77; Southeast Mo. St. 88, Mo. Western St. 73; Ky. Wesleyan 79, Ashland 75; North Dakota 85, Metro St. 80; Jacksonville St. 95, N.C. Central 88 (ot). **Quarterfinals:** Cal St. Bakersfield 87, Bridgeport 72; Morehouse 75, Gannon 69; Ky. Wesleyan 91, Southeast Mo. St. 90 (ot); North Dakota 89, Jacksonville St. 67. **Semifinals:** Cal St. Bakersfield 85, Morehouse 60; Ky. Wesleyan 101, North Dakota 92. **Third Place:** North Dakota 98, Morehouse 77. **Championship:** Ky. Wesleyan 93, Cal St. Bakersfield 79.

1991 First Round: Franklin Pierce 82, Merrimack 79; Bridgeport 94, Assumption 87; Philadelphia U. 62, Shippensburg 50; C.W. Post 70, Slippery Rock 66; Southwest Baptist 98, Ky. Wesleyan 81; Central Mo. St. 72, West Tex. A&M 69; Alas. Anchorage 74, Cal St. Chico 69; Cal St. Bakersfield 75, UC Riverside 62; South Dakota St. 92, Metro St. 79; North Dakota 90, Neb.-Kearney 60; Virginia Union 89, Morehouse 79; S.C.-Spartanburg 99, Johnson Smith 74; North Ala. 94, Hampton 80; Troy St. 78, Fla. Southern 73; Grand Valley St. 78, Bellarmine 72; Ashland 103, Mo. Western St. 72. **Regional Third Place:** Merrimack 89, Assumption 71; Slippery Rock 119, Shippensburg 101; Ky. Wesleyan 91, West Tex. A&M 78; UC Riverside 90, Cal St. Chico 82; Metro St. 99, Neb.-Kearney 92; Johnson Smith 102, Morehouse 89; Hampton 70, Fla. Southern 68; Bellarmine 94, Mo. Western St. 83. **Regional Championships:** Bridgeport 81, Franklin Pierce 77; Philadelphia U. 64, C.W. Post 63; Southwest Baptist 63, Central Mo. St. 61; Cal St. Bakersfield 78, Alas. Anchorage 68; North Dakota 54, South Dakota St. 51; Virginia Union 77, S.C.-Spartanburg 73; North Ala. 93, Troy St. 86; Ashland 82, Grand Valley St. 75. **Quarterfinals:** Bridgeport 69, Philadelphia U. 62; Cal St. Bakersfield 55, Southwest Baptist 52; Virginia Union 64, North Dakota 63; North Ala. 92, Ashland 84. **Semifinals:** Bridgeport 73, Cal St. Bakersfield 66 (ot); North Ala. 97, Virginia Union 76. **Championship:** North Ala. 79, Bridgeport 72.

1992 First Round: Southern N.H. 89, Assumption 87; Bridgeport 91, Merrimack 84; Central Okla. 100, Mo. Western St. 96 (ot); Washburn 85, Tex. A&M-Kingsville 65; Denver 73,

St. 81, St. Anselm 61; Seattle Pacific 77, GC&SU 65; Ky. Wesleyan 84, Indiana (Pa.) 68. **Semifinals:** Metro St. 75, Mo. Southern St. 74; Ky. Wesleyan 87, Seattle Pacific 81 (ot). **Championship:** Metro St. 97, Ky. Wesleyan 79.

2001 First Round: Hillsdale 60, Gannon 58; Northern Ky. 106, Grand Valley St. 102; Metro St. 91, South Dakota St. 80; Southwest St. 88, Winona St. 77; Philadelphia U. 90, St. Anselm 77; Mass.-Lowell 85, Queens (N.Y.) 67; Henderson St. 68, West Ga. 57; Tampa 83, Kentucky St. 68; Wingate 88, Armstrong Atlantic 67; Augusta St. 96, Catawba 84; West Tex. A&M 67, St. Mary's (Tex.) 55; Northeastern St. 80, Angelo St. 75; Longwood 103, West Chester 95; Salem Int'l 77, Clarion 72; Cal St. Bakersfield 99, Humboldt St. 88; Central Wash. 101, Seattle Pacific 95. **Regional Semifinals:** Ky. Wesleyan 73, Hillsdale 71; Northern Ky. 93, Southern Ind. 92 (ot); St. Cloud St. 100, Metro St. 61; Southwest St. 82, Fort Hays St. 63; Adelphi 87, Philadelphia U. 66; St. Michael's 80, Mass.-Lowell 69; Henderson St. 69, Fla. Southern 64 (ot); Tampa 67, Eckerd 56; Johnson Smith 92, Wingate 60; Winston-Salem 65, Augusta St. 48; Washburn 86, West Tex. A&M 61; Northwest Mo. St. 62, Northeastern St. 60; Queens (N.C.) 77, Longwood 76; Salem Int'l 88, Charleston (W.Va.) 70; Western Wash. 95, Cal St. Bakersfield 86 (ot); Cal St. San B'dino 79, Central Wash. 74. **Regional Finals:** Ky. Wesleyan 59, Northern Ky. 57; Southwest St. 67, St. Cloud St. 65; Adelphi 78, St. Michael's 66; Tampa 60, Henderson St. 51; Johnson Smith 64, Winston-Salem 52; Washburn 67, Northwest Mo. St. 61; Queens (N.C.) 81, Salem Int'l 67; Western Wash. 58, Cal St. San B'dino 55. **Quarterfinals:** Ky. Wesleyan 85, Southwest St. 66; Tampa 82, Adelphi 68; Washburn 70, Johnson Smith 64; Western Wash. 89, Queens (N.C.) 85. **Semifinals:** Ky. Wesleyan 85, Tampa 84 (ot); Washburn 96, Western Wash. 90. **Championship:** Ky. Wesleyan 72, Washburn 63.

2002 First Round: Charleston (W.Va.) 96, Alderson-Broadus 93 (ot); Belmont Abbey 76, W. Va. Wesleyan 59;

Rockhurst 75, Mo. Western St. 68; Incarnate Word 72, Tarleton St. 59; Cal St. Bakersfield 84, Montana St.-Billings 81; Seattle Pacific 82, BYU-Hawaii 57; Neb.-Omaha 88, Fort Lewis 58; Metro St. 66, Minnesota-Duluth 61; Johnson Smith 73, Augusta St. 70; Winston-Salem 90, Wingate 75; West Ga. 76, Delta St. 71; Valdosta St. 62, Paine 57; Mass.-Lowell 72, Bentley 70; Pace 92, Queens (N.Y.) 88; Findlay 70, Gannon 53; Lewis 67, Hillsdale 53. **Second Round:** Indiana (Pa.) 91, Charleston (W.Va.) 81; Salem Int'l 75, Belmont Abbey 69; Rockhurst 75, Northeastern St. 70 (2 ot); Northwest Mo. St. 61, Incarnate Word 56; Cal St. San B'dino 66, Cal St. Bakersfield 62; Humboldt St. 89, Seattle Pacific 82; South Dakota St. 96, Neb.-Omaha 76; Metro St. 59, Neb.-Kearney 51; Carson-Newman 77, Johnson Smith 66; Shaw 62, Winston-Salem 61; West Ga. 77, Tampa 69; Valdosta St. 80, Henderson St. 54; Adelphi 72, Mass.-Lowell 57; Assumption 91, Pace 73; Ky. Wesleyan 94, Findlay 89; Lewis 62, Michigan Tech 51. **Regional Finals:** Indiana (Pa.) 85, Salem Int'l 81; Northwest Mo. St. 79, Rockhurst 73; Cal St. San B'dino 80, Humboldt St. 65; Metro St. 87, South Dakota St. 86; Shaw 69, Carson-Newman 68; West Ga. 81, Valdosta St. 69; Adelphi 77, Assumption 56; Ky. Wesleyan 80, Lewis 75. **Quarterfinals:** Indiana (Pa.) 78, Northwest Mo. St. 72; Metro St. 65, Cal St. San B'dino 48; Shaw 102, West Ga. 84; Ky. Wesleyan 71, Adelphi 46. **Semifinals:** Metro St. 82, Indiana (Pa.) 52; Ky. Wesleyan 101, Shaw 92. **Championship:** Metro St. 80, Ky. Wesleyan 72.

2003 First Round: Mass.-Lowell 91, St. Rose 68; Bridgeport 64, Adelphi 56; New Haven 76, Southern N.H. 71; C.W. Post 81, Assumption 75 (ot); Presbyterian 71, Columbus St. 59; Shaw 72, Johnson Smith 58; Kennesaw St. 74, Virginia Union 65; Bowie St. 88, Lenoir-Rhyne 82; Cal St. Bakersfield 50, BYU-Hawaii 41; Cal Poly Pomona 80, Alas. Fairbanks 76; Humboldt St. 102, Hawaii-Hilo 81; Cal St. San B'dino 86, Sonoma St. 58; Michigan Tech 90, Indianapolis 75; Southern Ind. 82, Lewis 63; Findlay 80,

Northern Ky. 76; *Ky. Wesleyan 81, Gannon 74; Queens (N.C.) 72, West Chester 58; Salem Int'l 76, Calif. (Pa.) 73; Millersville 62, Belmont Abbey 56; Barton 81, Alderson-Broadus 76; Rollins 76, Ala.-Huntsville 61; Eckerd 83, Morehouse 66; Delta St. 72, Fla. Southern 70; Henderson St. 67, Harding 59; Tarleton St. 56, St. Mary's (Tex.) 43; Northwest Mo. St. 71, Mo. Western St. 61; Washburn 75, West Tex. A&M 73; Northeastern St. 78, Central Okla. 67; Neb.-Kearney 72, Minn. Duluth 67; South Dakota St. 84, Fort Hays St. 78; Metro St. 85, Fort Lewis 63; St. Cloud St. 74, North Dakota 69. **Second Round:** Mass.-Lowell 86, Bridgeport 73; C.W. Post 78, New Haven 61; Presbyterian 77, Shaw 58; Bowie St. 95, Kennesaw St. 70; Cal Poly Pomona 62, Cal St. Bakersfield 49; Cal St. San B'dino 80, Humboldt St. 68; Southern Ind. 74, Michigan Tech 71; *Ky. Wesleyan 83, Findlay 66; Queens (N.C.) 100, Salem Int'l 87; Millersville 80, Barton 63; Eckerd 74, Rollins 70; Henderson St. 67, Delta St. 60; Tarleton St. 73, Northwest Mo. St. 58; Northeastern St. 64, Washburn 59; Neb.-Kearney 86, South Dakota St. 85; Metro St. 75, St. Cloud St. 63. **Regional Finals:** Mass.-Lowell 69, C.W. Post 59; Bowie St. 67, Presbyterian 53; Cal Poly Pomona 91, Cal St. San B'dino 84 (2 ot); *Ky. Wesleyan 95, Southern Ind. 91; Queens (N.C.) 94, Millersville 77; Eckerd 85, Henderson St. 75; Northeastern St. 56, Tarleton St. 46; Neb.-Kearney 94, Metro St. 87 (2ot). **Quarterfinals:** Bowie St. 72, Mass.-Lowell 62; *Ky. Wesleyan 85, Cal Poly Pomona 60; Queens (N.C.) 99, Eckerd 78; Northeastern St. 94, Neb.-Kearney 75. **Semifinals:** *Ky. Wesleyan 84, Bowie St. 64; Northeastern St. 84, Queens (N.C.) 69. **Championship:** Northeastern St. 75, *Ky. Wesleyan 64.

*Ky. Wesleyan's participation in the 2003 tournament vacated.

Basketball

DIVISION III



2003 Championship

Edited by: Marty Benson

Highlights

Photo Finish: Williams, which advanced with an overtime win the night before, went to the wire again before securing its first championship. The Ephs, playing in the championship for the first time in school history, led for only 18 seconds of the second half in the title game, but that was enough. The Ephs rallied for a 67-65 win over Gustavus Adolphus, March 22, at Salem, Virginia.

Tournament most outstanding player Benjamin Coffin of Williams was held to 11 points in the title game after tossing in 33 in the semifinals against Wooster the night before.

All-Tournament Team: Coffin was joined by teammate Michael Crotty, plus Doug Espenson of Gustavus Adolphus, Bryan Nelson of Wooster and Jeff Monroe of Hampden-Sydney.

TOURNAMENT SCORING LEADERS

Player, Team	G	FG	FGA	Pct.	FTM	FTA	Pct.	Rb.	Avg.	Ast.	Pts.	Avg.
Tim Dworak, Wis.-Oshkosh	4	40*	58	.690*	28	40	.700	27	6.8	5	114	28.5*
Charles Ransom, Ramapo	3	28	57	.491	5	6	.833	16	5.3	6	73	24.3
Bryan Nelson, Wooster	5	37	55	.673	43*	46*	.935	53*	10.6*	9	117*	23.4
Joe Finley, Hamilton	3	26	51	.510	17	23	.739	24	8.0	3	69	23.0
Ben Martinez, Montclair St.	3	21	37	.568	14	17	.824	14	4.7	2	64	21.3
Greg Leone, Hamilton	3	19	40	.475	10	10	1.000*	11	3.7	7	61	20.3
Benjamin Coffin, Williams	5	35	71*	.493	16	24	.667	41	8.2	6	87	17.4
Derek Elphick, Scranton	3	21	36	.583	10	16	.625	13	4.3	8	52	17.3
Jeff Monroe, Hampden-Sydney	5	30	62	.484	17	21	.810	11	2.2	8	85	17.0
Eric Wiebers, Buena Vista	3	19	37	.514	5	6	.833	4	1.3	9	51	17.0

*Departmental leader (min. three games). Other leaders: 3-pt. FG-14, Tim Brown, Gust. Adolphus; 3-pt. FGA-28, Charles Ransom, Ramapo; 3-pt. FG pct. (min. 1.5 made per game)-684, Greg Leone, Hamilton (13-19); Assists-48, Michael Crotty, Williams.

All-tournament selection Michael Crotty of Williams cuts down the net after the Ephs claimed their first championship.

Results

(Note: Statistics after each name are field goals and field-goal attempts, free throws made and free-throw attempts, rebounds and total points.)

FIRST ROUND

MARCH 6

Alvernia 58, Mary Washington 53

Mary Washington: Don Dupras 5-15, 0-0, 10, 10; Jon Hurd 6-10, 2-4, 6, 16; Cris Hairston 5-10, 0-1, 3, 10; Brett Lively 0-0, 0-0, 1, 0; Evan Fowler 1-2, 2-2, 2, 4; Ian Summers 2-4, 2-2, 2, 6; Erik Rodriguez 1-7, 0-0, 1, 3; Mike Mattson 1-1, 0-0, 4, 2; Mike Moore 1-2, 0-0, 0, 2; Kevin Moore 0-0, 0-0, 1, 0. TOTALS: 22-51, 6-9, 31 (1 team), 53.

Alvernia: Zack Straining 3-6, 0-1, 7, 6; Tillman Sims 3-5, 0-0, 7, 6; Brad Merrivether 3-7, 4-6, 11, 10; Lamar Brickus 5-10, 1-2, 0, 12; Ray Strickland 7-15, 2-3, 3, 20; Andre Morton 0-2, 2-2, 4, 2; Cornel Merricks 0-2, 2-2, 0, 2; Mike Brock 0-7, 0-0, 1, 0. TOTALS: 21-54, 11-16, 35 (2 team), 58.

Halftime: Mary Washington 28, Alvernia 27. Three-point field goals: Mary Washington 3-15 (Dupras 0-3, Hurd 2-4, Hairston 0-1, Rodriguez 1-7); Alvernia 5-18 (Straining 0-1, Sims 0-1, Brickus 1-4, Strickland 4-8, Merricks 0-1, Brock 0-3). Officials: Wally Rutecki, Dick Staver, Dave Hancock. Attendance: 765.

Wis.-Oshkosh 78, Milwaukee Engr. 56

Milwaukee Engr.: Justin Kramer 4-9, 1-2, 2, 9; Adam Lewis 10-15, 2-5, 6, 25; Matt Hopf 1-5, 0-0, 3, 2; Jeff Mikos 4-10, 2-3, 2, 10; Mike Busateri 2-7, 0-0, 3, 4; Todd Phillips 0-1, 0-0, 0, 0; Zach Nemitz 0-0, 1-2, 0, 1; Jorone Taylor

Lewis 0-2, 0-0, 3, 0; Andrew Thompson 0-0, 2-2, 0, 2; Alan Williams 1-6, 0-0, 2, 3; Kevin Wilson 0-0, 0-0, 0, 0; Mike Gallman 0-0, 0-0, 0, 0. TOTALS: 22-55, 8-14, 24 (3 team), 56.

Wis.-Oshkosh: Tim Dworak 9-14, 4-6, 7, 22; Scott Sowinski 4-7, 2-2, 5, 11; Andy Fernholz 3-6, 4-4, 7, 10; Nate Miller 2-8, 0-0, 0, 6; Nick Scherer 2-5, 3-4, 4, 9; David Gershenson 0-0, 0-0, 0, 0; Dain Christensen 2-7, 6-6, 1, 12; Andy Heyrman 2-3, 2-2, 4, 6; Kyle Pederson 1-1, 0-0, 2, 2; Joe Vaklyes 0-0, 0-0, 0, 0; Pete Warning 0-0, 0-0, 0, 0. TOTALS: 25-51, 21-24, 38 (8 team), 78.

Halftime: Wis.-Oshkosh 44, Milwaukee Engr. 25. Three-point field goals: Milwaukee Engr. 4-13 (Kramer 0-3, Lewis 3-4, Mikos 0-2, Williams 1-4); Wis.-Oshkosh 7-18 (Sowinski 1-2, Fernholz 0-1, Miller 2-7, Scherer 2-2, Christensen 2-6). Officials: John Lieser, Gary Putz, Mike Spanier. Attendance: 1,326.

SCAD 66, Chris. Newport 61

SCAD: Paul Olim 3-4, 0-0, 8, 6; Labeeb Abdullah 6-15, 1-4, 2, 15; Kyle Jones 1-6, 0-1, 5, 3; Keith Davis 12-18, 5-6, 9, 29; James Omedo 1-1, 1-1, 0, 3; Wesley Adams 3-8, 0-2, 1, 8; Ryan Kaminski 1-3, 0-0, 5, 2; Adam Thomason 0-1, 0-0, 3, 0. TOTALS: 27-56, 7-14, 39 (6 team), 66.

Chris. Newport: Blake Brookman 1-3, 0-0, 0, 2; Carlos Heard 3-10, 2-2, 2, 8; Jermaine Woods 4-16, 1-2, 5, 13; Terry Gray 8-14, 1-1, 9, 19; Mark Hepner 2-3, 0-2, 1, 4; Tim Collins 1-5, 0-0, 1, 2; Jeremy Romeo 1-2, 0-0, 0, 2; Marcus Carter 0-0, 0-0, 0, 0; Otho Hampton 4-10, 3-7, 14, 11; Tyrell Veney 0-1, 0-0, 2, 0. TOTALS: 24-64, 7-14, 37 (3 team), 61.

Halftime: SCAD 40, Chris. Newport 25. Three-point field goals: SCAD 5-14 (Abdullah 2-6, Jones 1-5, Adams 2-3); Chris. Newport 6-24 (Brookman 0-2, Heard 0-2, Woods 4-12, Gray 2-4, Collins 0-3, Hampton 0-1). Disqualifications:

Collins. Officials: Mike Forren, Dave Gannaway, Elton Walker. Attendance: 1,339.

III. Wesleyan 79, Blackburn 59

Blackburn: Jon Tipton 6-13, 2-2, 5, 14; Luka Djedovic 2-12, 2-3, 5, 6; Luke Hennings 4-7, 0-0, 2, 10; Doug Sumner 6-12, 2-2, 1, 14; Cory Waters 5-7, 0-0, 4, 11; Kyle Madix 0-3, 0-0, 1, 0; Todd Stevens 0-0, 0-0, 0, 0; Emanuel Edwards 1-1, 0-2, 2, 2; Mike Puyear 1-2, 0-0, 0, 2. TOTALS: 25-57, 6-9, 23 (3 team), 59.

III. Wesleyan: Luke Kasten 5-11, 3-5, 8, 14; John Camardella 4-7, 0-0, 4, 10; Seth Hubbard 4-9, 5-5, 6, 13; Eric Starkey 4-8, 1-1, 1, 9; Adam Daukas 4-4, 0-0, 8, 10; Jim Lehan 1-1, 1-2, 1, 3; Chris Silagi 3-6, 0-0, 3, 7; Steve Schweer 0-0, 0-0, 0, 0; Laban Cross 1-3, 0-0, 1, 3; Keelan Amelianovich 1-1, 0-0, 1, 2; Cory Jones 1-1, 0-0, 0, 2; John O'Brien 0-0, 0-0, 0, 0; Marty Eich 3-4, 0-1, 5, 6. TOTALS: 31-55, 10-14, 39 (1 team), 79.

Halftime: III. Wesleyan 38, Blackburn 30. Three-point field goals: Blackburn 3-10 (Djedovic 0-1, Hennings 2-3, Sumner 0-2, Waters 1-2, Madix 0-2); III. Wesleyan 7-14 (Kasten 1-3, Camardella 2-3, Starkey 0-2, Daukas 2-2, Silagi 1-3, Cross 1-1). Disqualifications: Hennings, Kasten. Officials: Jim Czochar, Tom Kleinschmidt, Don Olson. Attendance: 2,700.

Buena Vista 96, Illinois Col. 66

Illinois Col.: Robert Anderson 0-3, 0-0, 3, 0; Josh Kleiboeker 1-4, 2-6, 5, 4; Garrett Ingram 7-18, 6-8, 1, 20; Drew Petefish 4-9, 0-0, 1, 9; Chad Tobin 1-6, 1-2, 3, 4; Dylan Dudley 6-9, 3-3, 5, 16; Dallas Petefish 0-1, 0-0, 0, 0; Andrew Paluska 0-2, 0-0, 1, 0; Matt Norville 3-5, 0-0, 6, 8; Mitchell Hurliman 0-0, 0-0, 1, 0; Craig Boone 1-2, 0-0, 1, 2; Jeremy Heck 0-1, 0-0, 0, 0; Kyle Miller 1-5, 0-0, 3, 3. TOTALS: 24-65, 12-19, 32 (2 team), 66.

Gust. Adolphus	FG-FGA	FTM-FTA	R	PF	TP
Doug Espenson	5-7	3-4	10	2	13
Hans Sviggum	2-2	0-0	1	0	4
Derek Nelson	5-9	1-4	5	5	11
Adam Thorson	0-1	0-0	0	1	0
Team			2		
TOTALS	26-47	11-18	36	24	65

Halftime: Gust. Adolphus 30, Williams 27. Three-point field goals: Williams 6-24 (Crotty 0-3, Cole 0-1, Abba 0-4, Coffin 0-1, Graham 1-3, Folan 3-7, Kain 2-5); Gust. Adolphus 2-5 (C. TeBrake 1-1, Nelson 0-1, Brown 1-3). Officials: Brian Dorsey, Terence Murphy, John Regan. Attendance: 3,867.



Photo by Andres Alonzo/NCAA Photos

Drew DeMuth of Williams slips by all-tournament selection Doug Espenson of Gustavus Adolphus.

History

Team Results

Year	Champion (Record)	Coach	Score	Runner-Up	Site	Championship Game Attendance	Championship Total Attendance
1975	LeMoyne-Owen (27-5)	Jerry Johnson	57- 54	Rowan	Reading, Pa.	1,800	—
1976	Scranton (29-3)	Bob Bessoir	60- 57 (ot)	Wittenberg	Reading, Pa.	4,000	24,345
1977	Wittenberg (23-5)	Larry Hunter	79- 66	Oneonta St.	Rock Island, Ill.	2,100	25,748
1978	North Park (29-2)	Dan McCarrell	69- 57	Widener	Rock Island, Ill.	2,800	24,458
1979	North Park (26-5)	Dan McCarrell	66- 62	Potsdam St.	Rock Island, Ill.	3,500	31,230
1980	North Park (28-3)	Dan McCarrell	83- 76	Upsala	Rock Island, Ill.	3,500	30,624
1981	Potsdam St. (30-2)	Jerry Welsh	67- 65 (ot)	Augustana (Ill.)	Rock Island, Ill.	4,237	38,199
1982	Wabash (24-4)	Mac Petty	83- 62	Potsdam St.	Grand Rapids, Mich.	3,500	33,661
1983	Scranton (27-5)	Bob Bessoir	64- 63	Wittenberg	Grand Rapids, Mich.	3,700	36,731
1984	Wis.-Whitewater (27-4)	D. Vander Meulen	103- 86	Clark (Mass.)	Grand Rapids, Mich.	3,200	30,311
1985	North Park (27-4)	Bosko Djurickovic	72- 71	Potsdam St.	Grand Rapids, Mich.	2,816	31,746
1986	Potsdam St. (32-0)	Jerry Welsh	76- 73	LeMoyne-Owen	Grand Rapids, Mich.	—	34,366
1987	North Park (28-3)	Bosko Djurickovic	106-100	Clark (Mass.)	Grand Rapids, Mich.	2,100	38,542
1988	Ohio Wesleyan (27-5)	Gene Mehaffey	92- 70	Scranton	Grand Rapids, Mich.	2,500	34,373
1989	Wis.-Whitewater (29-2)	D. Vander Meulen	94- 86	TCNJ	Springfield, Ohio	2,882	37,396
1990	Rochester (27-5)	Mike Neer	43- 42	DePauw	Springfield, Ohio	3,000	46,365
1991	Wis.-Platteville (28-3)	Bo Ryan	81- 74	Frank. & Marsh.	Springfield, Ohio	2,379	44,538
1992	Calvin (31-1)	Ed Douma	62- 49	Rochester	Springfield, Ohio	2,941	45,611
1993	Ohio Northern (28-2)	Joe Campoli	71- 68	Augustana (Ill.)	Buffalo, N.Y.	2,120	32,360
1994	Lebanon Valley (28-4)	Pat Flannery	66- 59 (ot)	New York U.	Buffalo, N.Y.	2,419	40,207
1995	Wis.-Platteville (31-0)	Bo Ryan	69- 55	Manchester	Buffalo, N.Y.	3,000	68,731
1996	Rowan (28-4)	John Giannini	100- 93	Hope	Salem, Va.	3,944	67,695
1997	Ill. Wesleyan (24-7)	Dennie Bridges	89- 86	Neb. Wesleyan	Salem, Va.	3,013	59,784
1998	Wis.-Platteville (30-0)	Bo Ryan	69- 56	Hope	Salem, Va.	3,915	53,981
1999	Wis.-Platteville (30-2)	Bo Ryan	76- 75 (2 ot)	Hampden-Sydney	Salem, Va.	4,461	45,348
2000	Calvin (30-2)	Kevin Vande Streek	79- 74	Wis.-Eau Claire	Salem, Va.	3,261	52,847
2001	Catholic (28-5)	Mike Lonergan	76- 62	Wm. Paterson	Salem, Va.	3,317	57,784
2002	Otterbein (30-3)	Dick Reynolds	102- 83	Elizabethtown	Salem, Va.	2,852	74,437
2003	Williams (31-1)	Dave Paulsen	67- 65	Gust. Adolphus	Salem, Va.	3,867	-

All-Tournament Teams

**Most Outstanding Player.*

1975

*Robert Newman, LeMoyne-Owen
Clint Jackson, LeMoyne-Owen
Dan Panaggio, Brockport St.
Bruce Hamming, Augustana (Ill.)
Greg Ackles, Rowan

1976

*Jack Maher, Scranton
Tom Dunn, Wittenberg
Bob Heubner, Wittenberg
Ronnie Wright, Plattsburgh St.
Terry Lawrence, Augustana (Ill.)

1977

*Rick White, Wittenberg
Phil Smyczek, Hamline
Paul Miernicki, Scranton
Clyde Eberhardt, Wittenberg
Ralph Christian, Oneonta St.

1978

*Michael Harper, North Park
Dennis James, Widener
John Nibert, Albion
Earl Keith, Stony Brook
Tom Florentine, North Park

1979

*Michael Harper, North Park
Don Marsh, Frank. & Marsh.
Derrick Rowland, Potsdam St.
Michael Thomas, North Park
Modzel Greer, North Park

1980

*Michael Thomas, North Park
Ellonya Green, Upsala
Steve Keenan, Upsala
Tyronne Curtis, Wittenberg
Keith French, North Park

1981

*Max Artis, Augustana (Ill.)
Bill Rapier, Augustana (Ill.)
Ed Jachim, Potsdam St.
Derrick Rowland, Potsdam St.
Ron Stewart, Otterbein

1982

*Pete Metzelaars, Wabash
Doug Cornfoot, Cal St. Stanislaus
Rick Davis, Brooklyn
Merlin Nice, Wabash
Leroy Witherspoon, Potsdam St.
Maurice Woods, Potsdam St.

1983

*Bill Bessoir, Scranton
Mickey Banas, Scranton
Jay Ferguson, Wittenberg
Mark Linde, Wis.-Whitewater
Gerald Holmes, Roanoke

1984

*Andre McKoy, Wis.-Whitewater
Mark Linde, Wis.-Whitewater

James Gist, Upsala
Dan Trant, Clark (Mass.)
David Hathaway, DePauw

1985

*Earnest Hubbard, North Park
Justyne Monegain, North Park
Dana Janssen, Neb. Wesleyan
Brendan Mitchell, Potsdam St.
Lou Stevens, Widener

1986

*Roosevelt Bullock, Potsdam St.
Barry Stanton, Potsdam St.
Johnny Mayers, New Jersey City
Michael Neal, LeMoyne-Owen
Dana Janssen, Neb. Wesleyan

1987

*Michael Starks, North Park
Mike Barach, North Park
Steve Iannarino, Wittenberg
Kermit Sharp, Clark (Mass.)
Donald Ellison, Richard Stockton

1988

*Scott Tedder, Ohio Wesleyan
Lee Rowlinson, Ohio Wesleyan
J. P. Andrejko, Scranton
Charlie Burt, Neb. Wesleyan
Tim McGraw, Hartwick

1989

*Greg Grant, TCNJ
Danny Johnson, Centre
Jeff Bowers, Southern Me.
Ricky Spicer, Wis.-Whitewater
Elbert Gordon, Wis.-Whitewater
Jeff Seifriz, Wis.-Whitewater

1990

*Chris Fite, Rochester
Brett Crist, DePauw
Chris Brandt, Washington (Md.)
Brett Hecko, DePauw
Steve Honderd, Calvin

1991

*Shawn Frison, Wis.-Platteville
James Bradley, Otterbein
Robby Jeter, Wis.-Platteville
Will Lasky, Frank. & Marsh.
David Wilding, Frank. & Marsh.

1992

*Steve Honderd, Calvin
Matt Harrison, Calvin
Mike LeFebre, Calvin
Chris Fite, Rochester
Kyle Meeker, Rochester

1993

*Kirk Anderson, Augustana (Ill.)
Mark Gooden, Ohio Northern
Aaron Madry, Ohio Northern
Steven Haynes, Mass.-Dartmouth
Keith Wood, Rowan

1994

*Mike Rhoades, Lebanon Valley
*Adam Crawford, New York U.
Jonathan Gabriel, New York U.
John Harper, Lebanon Valley
Matt Croci, Wittenberg

1995

*Ernie Peavy, Wis.-Platteville
Brad Knoy, Manchester
Kyle Hupfer, Manchester
Aaron Lancaster, Wis.-Platteville
Charles Grasty, Rowan

1996

*Terrence Stewart, Rowan
Antwan Dasher, Rowan
Joel Holstege, Hope
Duane Bosma, Hope
Chris Simich, Ill. Wesleyan

1997

*Bryan Crabtree, Ill. Wesleyan
Korey Coon, Ill. Wesleyan
Mitch Mosser, Neb. Wesleyan
Damien Hunter, Alvernia
Michael Nogelo, Williams

1998

*Ben Hoffmann, Wis.-Platteville
Andre Dalton, Wis.-Platteville
Joel Holstege, Hope
Michael Nogelo, Williams
Dave Jannuzzi, Wilkes

1999

*Merrill Brunson, Wis.-Platteville
Mike Jones, Wis.-Platteville
T.J. Grimes, Wis.-Platteville
Jeremy Harris, Hampden-Sydney
Horace Jenkins, Wm. Patterson

2000

*Sherm Carstensen, Wis.-EauClaire
Jeremy Veenstra, Calvin
Tishaun Jenkins, Salem St.
Alex Kraft, Frank. & Marsh.
Aaron Winkle, Calvin

2001

*Pat Maloney, Catholic
Matt Hilleary, Catholic
Horace Jenkins, Wm. Paterson
Chad Bostleman, Ohio Northern
Luke Kasten, Ill. Wesleyan

2002

*Jeff Gibbs, Otterbein
Kevin Shay, Otterbein
Rob Porambo, Elizabethtown
Seth Hauben, Carthage
Jason Wiertel, Carthage

2003

*Benjamin Coffin, Williams
Michael Crotty, Williams
Doug Espenson, Gust. Adolphus
Jeff Monroe, Hampden-Sydney
Bryan Nelson, Wooster

Individual Records

(Minimum three games for series records.)

POINTS, GAME

49—Gerald Reece, William Penn (85) vs. North Park (81), 1981.

POINTS, TOURNAMENT

177—Michael Nogelo, Williams, 1998 (31 vs. Trinity [Conn.], 30 vs. Springfield, 25 vs. Hamilton, 35 vs. St. Lawrence, 18 vs. Wis.-Platteville, 38 vs. Wilkes).

SCORING AVERAGE, TOURNAMENT

36.3—Greg Grant, TCNJ, 1988 (40 vs. Bridgewater [Va.], 45 vs. Emory & Henry, 24 vs. Hartwick).

FIELD GOALS, GAME

21—Gerald Reece, William Penn (85) vs. North Park (81), 1981.

FIELD GOALS, TOURNAMENT

68—Greg Grant, TCNJ, 1989 (11 vs. Shenandoah, 11 vs. New Jersey City, 16 vs. Potsdam St., 16 vs. Southern Me., 14 vs. Wis.-Whitewater).

THREE-POINT FIELD GOALS, GAME

12—Kirk Anderson, Augustana (Ill.) (100) vs. Wis.-Platteville (86), 1993.

THREE-POINT FIELD GOALS, TOURNAMENT

35—Kirk Anderson, Augustana (Ill.), 1993 (4 vs. DePauw, 5 vs. Beloit, 4 vs. La Verne, 12 vs. Wis.-Platteville, 6 vs. Rowan, 4 vs. Ohio Northern).

FREE THROWS MADE, GAME

21—Tom Montsma, Calvin (88) vs. Wabash (76), 1980.

FREE THROWS MADE, TOURNAMENT

52—Daimen Hunter, Alvernia, 1997 (6 vs. Lebanon Valley, 14 vs. Goucher, 5 vs. Rochester Inst., 11 vs. Salisbury, 0 vs. Ill. Wesleyan, 16 vs. Williams).

ASSISTS, GAME

20—Matt Nadelhoffer, Wheaton (Ill.) (131) vs. Grinnell (117), 1996.

ASSISTS, TOURNAMENT

62—Ricky Spicer, Wis.-Whitewater, 1989.

REBOUNDS, TOURNAMENT

83—Jeff Gibbs, Otterbein, 2002.

REBOUNDING AVERAGE, TOURNAMENT

16.6—Jeff Gibbs, Otterbein, 2002 (13 vs. Bethany [W.Va.], 6 vs. Randolph-Macon, 24 vs. DePauw; 15 vs. Carthage; 25 vs. Elizabethtown).

Team Records

(Minimum three games for tournament records.)

POINTS, GAME

132—Ill. Wesleyan vs. Grinnell (91), 2001.

POINTS, TOURNAMENT

594—Rowan, 1996 [130 vs. York (N.Y.), 102 vs. New Jersey City, 85 vs. Williams, 98 vs. Richard Stockton, 79 vs. Ill. Wesleyan, 100 vs. Hope].

FIELD GOALS, GAME

52—Wheaton (Ill.) (131) vs. Grinnell (117), 1996.

FIELD GOALS, TOURNAMENT

206—Rowan, 1996 (45 vs. York [N.Y.], 31 vs. New Jersey City, 29 vs. Williams, 35 vs. Richard Stockton, 32 vs. Ill. Wesleyan, 34 vs. Hope).

THREE-POINT FIELD GOALS, GAME

22—Grinnell (117) vs. Wheaton (Ill.) (131), 1996.

THREE-POINT FIELD GOALS, TOURNAMENT

59—Augustana (Ill.), 1993 (6 vs. DePauw, 11 vs. Beloit, 11 vs. La Verne, 14 vs. Wis.-Platteville, 9 vs. Rowan, 8 vs. Ohio Northern).

FREE THROWS MADE, GAME

43—Capital (103) vs. Va. Wesleyan (93), 1982; Potsdam St. (91) vs. New Jersey City (89), 1986.

FREE THROWS MADE, TOURNAMENT

137—Catholic, 2001 [18 vs. CCNY; 11 vs. Widener; 18 vs. Brockport St.; 25 vs. Clark (Mass.); 33 vs. Ohio Northern; 32 vs. Wm. Paterson].

ASSISTS, GAME

34—Hampden-Sydney (105) vs. Greensboro (79), 1995.

ASSISTS, TOURNAMENT

136—Neb. Wesleyan, 1997 (25 vs. Buena Vista, 17 vs. Gust. Adolphus, 22 vs. Hope, 23 vs. Wis.-Stevens Point, 26 vs. Williams, 23 vs. Ill. Wesleyan).

Won-Lost Records in Tournament Play

Team (Years Participated)

Team (Years Participated)	Yrs.	Won	Lost	Pct.	1st	2nd	3rd	4th
Albany (N.Y.) (1975-77-79-80-81-85-90-92-94-95)	10	10	12	.455	0	0	0	0
Albion (1978-79-98)	3	5	3	.625	0	0	1	0
Albright (1977-79-80)	3	3	4	.429	0	0	0	0
Alfred (1985-86-89-97)	4	1	5	.167	0	0	0	0
Allegheny (1975-79-80-81-87-88-89-98-99)	9	4	14	.222	0	0	0	0
Alvernia (1997-2000-02-03)	4	6	5	.546	0	0	0	1
Amherst (1994-97-2000-01-02-03)	6	8	7	.533	0	0	0	0
Anna Maria (1996)	1	2	1	.667	0	0	0	0
Ashland (1976-77-78)	3	2	3	.400	0	0	0	0
Augsburg (1985-98-99)	3	1	4	.200	0	0	0	0
Augustana (Ill.) (1975-76-77-80-81-82-83-93)	8	20	9	.690	0	2	2	0
Aurora (1998-2001-03)	3	1	3	.250	0	0	0	0
Averett (1990)	1	1	2	.333	0	0	0	0
Babson (1992-95-96-2002)	4	1	4	.200	0	0	0	0
Baldwin-Wallace (1979-95-96-98)	4	4	4	.500	0	0	0	0
Baruch (2000)	1	0	1	.000	0	0	0	0
Beloit (1977-79-80-81-82-83-89-93-95)	9	3	12	.200	0	0	0	0
Benedictine (Ill.) (1991-97-2000-01)	4	2	4	.333	0	0	0	0
Bethany (W.Va.) (1978-82-2002)	3	2	4	.333	0	0	0	0
Bethel (Minn.) (1991)	1	0	1	.000	0	0	0	0
Bishop (1977-82-83)	3	2	3	.400	0	0	0	0
Bowdoin (1996-99)	2	2	2	.500	0	0	0	0
Blackburn (2003)	1	0	1	.000	0	0	0	0
Brandeis (1975-77-78)	3	5	3	.625	0	0	0	0
Bridgewater (Va.) (1988-96-97)	3	2	4	.333	0	0	0	0
Bridgewater St. (1983-99)	2	1	2	.333	0	0	0	0
Brockport St. (1975-94-97-98-2001-02)	6	9	7	.563	0	0	0	1
Brooklyn (1982)	1	4	1	.800	0	0	1	0
Buena Vista (1997-2000-02-03)	4	3	4	.429	0	0	0	0
Buffalo (1982)	1	0	2	.000	0	0	0	0
Buffalo St. (1984-85-88-89-90-91-92-93-95-96-97-2003)	12	9	12	.429	0	0	0	0
Cabrini (1988-94-95-96-97-2001-02)	7	4	8	.333	0	0	0	0
UC San Diego (1990-91-92-94)	4	2	4	.333	0	0	0	0
Cal Lutheran (1992-93-94-2001)	4	2	4	.333	0	0	0	0
Cal St. San B'dino (1989)	1	0	1	.000	0	0	0	0
Cal St. Stanislaus (1981-82-83-87-89)	5	8	7	.533	0	0	0	1
Calvin (1980-81-86-87-89-90-91-92-93-94-95-2000-01)	13	23	14	.622	2	0	0	1
Capital (1982-83-84-89-96)	5	5	5	.500	0	0	0	0
Carnegie Mellon (1977)	1	0	2	.000	0	0	0	0
Carthage (2000-01-02)	3	7	3	.700	0	0	1	0
Catholic (1993-96-98-99-2000-01-02-03)	8	12	7	.632	1	0	0	0
Cazenovia (2002)	1	0	1	.000	0	0	0	0
Central (Iowa) (1977-78-79-80-85-91-94-95)	8	5	9	.357	0	0	0	0
Centre (1979-83-84-85-86-87-88-89-92)	9	10	14	.417	0	0	0	2
Chaminade (1979)	1	2	1	.667	0	0	0	0

Team (Years Participated)	Yrs.	Won	Lost	Pct.	1st	2nd	3rd	4th
Chicago (1997-98-2000-01)	4	6	4	.600	0	0	0	0
Chris. Newport (1986-88-89-90-91-93-94-95-96-97-98-99-2000-01-03)	15	10	16	.385	0	0	0	0
CCNY (1976-2001-03)	3	1	3	.250	0	0	0	0
Claremont-M-S (1984-87-88-90-91-96-2002)	7	3	8	.273	0	0	0	0
Clark (Mass.) (1978-79-80-81-82-83-84-85-86-87-88-99-2001-02-03)	15	26	15	.634	0	2	0	0
Clark Atlanta (1977)	1	0	2	.000	0	0	0	0
Coast Guard (1979)	1	1	1	.500	0	0	0	0
Coe (1975-76)	2	2	2	.500	0	0	0	0
Colby (1994-95-97)	3	0	3	.000	0	0	0	0
Colby-Sawyer (2001-02-03)	3	0	3	.000	0	0	0	0
Colorado Col. (1992)	1	1	1	.500	0	0	0	0
Connecticut Col. (1998-99)	2	5	2	.714	0	0	1	0
Concordia (Wis.) (2000)	1	0	1	.000	0	0	0	0
Concordia-M'head (1996)	1	0	1	.000	0	0	0	0
Cornell College (1976-94)	2	0	3	.000	0	0	0	0
Cortland St. (1997-99-2000)	3	3	3	.500	0	0	0	0
Defiance (1993-99-2001)	3	0	3	.000	0	0	0	0
DePauw (1978-84-85-86-87-90-91-92-93-2002)	10	12	12	.500	0	1	1	0
DeSales (1996)	1	0	1	.000	0	0	0	0
Denison (1997)	1	0	1	.000	0	0	0	0
Dickinson (1980-82-91-97)	4	1	5	.167	0	0	0	0
Doane (1975)	1	0	1	.000	0	0	0	0
Dubuque (1981-86-88-90)	4	4	4	.500	0	0	0	0
Eastern Conn. St. (1992-93-2000)	3	3	3	.500	0	0	0	0
Edgewood (2002)	1	0	1	.000	0	0	0	0
Elizabethtown (1979-93-2002-03)	4	5	4	.556	0	1	0	0
Elmhurst (1992-2001)	2	2	2	.500	0	0	0	0
Elmira (1995)	1	0	1	.000	0	0	0	0
Emory (1990)	1	2	1	.667	0	0	0	0
Emory & Henry (1988-90-91-92-93)	5	4	5	.444	0	0	0	0
Endicott (2000)	1	0	1	.000	0	0	0	0
FDU-Florham (1990-98)	2	0	2	.000	0	0	0	0
Ferrum (1992)	1	1	1	.500	0	0	0	0
Fontbonne (1996)	1	0	1	.000	0	0	0	0
Framingham St. (1979-80-84)	3	2	4	.333	0	0	0	0
Franklin (1998-99-2000-02)	4	3	4	.429	0	0	0	0
Frank. & Marsh. (1975-77-79-81-84-86-87-88-89-90-91-92-93-94-95-96-99-2000)	18	30	22	.577	0	1	1	2
Fredonia St. (1993)	1	0	1	.000	0	0	0	0
Geneseo St. (1991-93-94-95-96-98-99)	7	5	7	.417	0	0	0	0
Gettysburg (1996-2001-02)	3	0	3	.000	0	0	0	0
Goucher (1995-97-99)	3	2	3	.400	0	0	0	0
Greensboro (1985-94-95)	3	4	3	.571	0	0	0	0
Grinnell (1996-2001)	2	0	2	.000	0	0	0	0
Grove City (1976-79-83-89)	4	3	5	.375	0	0	0	0
Gust. Adolphus (1987-89-92-96-97-98-99-2001-02-03)	10	19	10	.655	0	1	0	0
Hamilton (1995-96-97-98-99-2000-2003)	7	9	7	.563	0	0	0	0
Hamline (1975-77)	2	4	3	.571	0	0	0	1
Hampden-Sydney (1989-92-94-95-97-98-99-2000-01-02-03)	11	16	12	.571	0	1	0	1
Hanover (1995-96-2003)	3	3	3	.500	0	0	0	0
Hartwick (1983-85-88-96)	4	5	5	.500	0	0	0	1
Heidelberg (1984-95)	2	1	2	.333	0	0	0	0
Hendrix (1995-96)	2	1	2	.333	0	0	0	0
Hiram (1975-76-84)	3	2	4	.333	0	0	0	0
Hobart (2001)	1	0	1	.000	0	0	0	0
Hope (1982-83-84-85-87-88-89-90-91-92-95-96-97-98-2002-03)	16	17	18	.486	0	2	0	0
Humboldt St. (1978-79-80)	3	3	3	.500	0	0	0	0
Hunter (1990-92-93-94-95-98)	6	4	6	.400	0	0	0	0
Illinois Col.	1	0	1	.000	0	0	0	0
Ill. Wesleyan (1984-86-87-88-90-91-92-94-95-96-97-98-99-2001-03)	15	32	15	.681	1	0	2	0
Ithaca (1977-82-83-87-93-2002)	6	2	9	.182	0	0	0	0
John Carroll (1983-86-96-97-98-99-2003)	7	8	9	.471	0	0	0	0
Johns Hopkins (1990-91-92-93-94-98-99)	7	5	7	.417	0	0	0	0
Kalamazoo (1996)	1	0	1	.000	0	0	0	0
Kean (1978-91-92)	3	5	3	.625	0	0	0	0
Kenyon (1994-95)	2	2	2	.500	0	0	0	0
King's (Pa.) (1990-91-92)	3	1	3	.250	0	0	0	0
Knox (1975)	1	0	2	.000	0	0	0	0
Knoxville (1977-78)	2	3	2	.600	0	0	0	0
La Verne (1993)	1	1	1	.500	0	0	0	0
Lane (1979-80)	2	2	3	.400	0	0	0	0
Lasell (2002-03)	2	0	2	.000	0	0	0	0
Lawrence (1997)	1	0	1	.000	0	0	0	0
Lebanon Valley (1993-94-95-97-99)	5	6	4	.600	1	0	0	0
LeMoyne-Owen (1975-76-83-84-85-86)	6	15	5	.750	1	1	0	0
Lewis & Clark (2000-01-02)	3	5	3	.625	0	0	0	0
Linfield (2001)	1	1	1	.500	0	0	0	0
Longwood (1980)	1	3	2	.600	0	0	0	1
Luther (1982-84)	2	1	3	.250	0	0	0	0
Lycoming (1985-96-2002)	3	3	3	.500	0	0	0	0
Lynchburg (1976-79)	2	0	4	.000	0	0	0	0
Marian (Wis.) (2001)	1	0	1	.000	0	0	0	0
MacMurray (2001)	1	0	1	.000	0	0	0	0
Manchester (1993-94-95-99)	4	6	4	.600	0	1	0	0
Manhattanville (1978-79)	2	0	4	.000	0	0	0	0
Mansfield (1975-76)	2	3	2	.600	0	0	0	0

Team (Years Participated)	Yrs.	Won	Lost	Pct.	1st	2nd	3rd	4th
Marietta (1975)	1	1	1	.500	0	0	0	0
Mary Washington	1	0	1	.000	0	0	0	0
Marymount (Va.) (2000)	1	0	1	.000	0	0	0	0
Maryville (Mo.) (1997)	1	0	1	.000	0	0	0	0
Maryville (Tenn.) (1991-92-93-95-97-99-2000-01-02-03)	10	9	10	.474	0	0	0	0
Mass.-Boston (1975-76-77-78-81-83)	6	6	7	.462	0	0	0	0
Mass.-Dartmouth (1976-86-87-88-90-91-93-94-95-97-98-2001)	12	14	13	.519	0	0	0	1
McMurry (2000-01)	2	3	2	.600	0	0	0	0
Merchant Marine (1989-97-98-99-2001-02-03)	7	4	7	.364	0	0	0	0
Methodist (1975-77-97)	3	5	3	.625	0	0	0	0
Miles (1975-76)	2	3	2	.600	0	0	0	0
Millikin (1983-88-89)	3	2	4	.500	0	0	0	0
Millsaps (1984-95-96-2001)	4	4	4	.500	0	0	0	0
Milwaukee Engr.	1	0	1	.000	0	0	0	0
Minn.-Morris (1978-79)	2	1	3	.250	0	0	0	0
Mississippi Col. (1998-99-2000-01-02-03)	6	3	6	.333	0	0	0	0
Monmouth (Ill.) (1985-88-89-90)	4	3	5	.375	0	0	0	0
Monmouth (1976)	1	1	1	.500	0	0	0	0
Montclair St. (1981-82-84-94-95-2003)	6	6	6	.500	0	0	0	0
Moravian (1983)	1	0	2	.000	0	0	0	0
Mt. St. Mary (N.Y.) (2000)	1	0	1	.000	0	0	0	0
Mt. St. Vincent (1996-97)	2	0	2	.000	0	0	0	0
Mount Union (1997)	1	2	1	.667	0	0	0	0
Muhlenberg (1995-98)	2	0	2	.000	0	0	0	0
Muskingum (1977-81-83-88-90)	5	3	7	.300	0	0	0	0
Nazareth (1984-86-87-90-98)	5	5	5	.500	0	0	0	0
Neb. Wesleyan (1977-84-85-86-87-88-89-90-95-97-98-99-2000-01)	14	24	16	.600	0	1	3	0
TCNJ (1985-86-88-89-90-98)	6	8	6	.571	0	1	0	0
New Jersey City (1978-79-80-86-87-89-90-92-95-96-97-98-99)	13	16	16	.500	0	0	0	2
N.J. Inst. of Tech. (1991-93-94-95-96)	5	3	5	.375	0	0	0	0
New York U. (1986-92-93-94-95-96-97-98)	8	8	9	.471	0	1	0	0
North Adams St. (1987-88-89-90)	4	3	6	.333	0	0	0	0
UNC Greensboro (1980)	1	0	2	.000	0	0	0	0
N.C. Wesleyan (1983-84-87-2002)	4	3	5	.375	0	0	0	0
North Central (1984-85-89-90)	4	2	5	.26	0	0	0	0
North Park (1978-79-80-81-82-85-86-87-90)	9	26	6	.813	5	0	0	0
Norwich (1984-87)	2	1	3	.250	0	0	0	0
Oberlin (1976)	1	1	1	.500	0	0	0	0
Occidental (1980-2003)	2	2	3	.400	0	0	0	0
Oglethorpe (1994-95)	2	0	2	.000	0	0	0	0
Ohio Northern (1980-82-88-93-95-96-97-99-2000-01)	10	12	10	.545	1	0	0	1
Ohio Wesleyan (1988)	1	5	0	1.000	1	0	0	0
Oneonta St. (1977)	1	4	1	.800	0	1	0	0
Otterbein (1978-81-85-86-87-89-90-91-92-93-94-99-2002)	13	23	13	.639	1	0	1	1
Pacific (Ore.) (2000)	1	0	1	.000	0	0	0	0
Penn St.-Behrend (2000)	1	3	1	.750	0	0	0	0
Pitt.-Bradford (2002-03)	2	0	2	.000	0	0	0	0
Plattsburgh St. (1976-95)	2	3	3	.500	0	0	0	1
Plymouth St. (1996)	1	0	1	.000	0	0	0	0
Pomona-Pitzer (1986-89-94-95-97-98-99-2000)	8	3	9	.250	0	0	0	0
Potsdam St. (1978-79-80-81-82-83-84-85-86-87-88-89-90)	13	33	11	.750	2	3	0	0
Ramapo (1991-2003)	2	5	3	.625	0	0	0	1
Randolph-Macon (1990-91-96-98-99-2002-03)	7	4	7	.364	0	0	0	0
Redlands (1985)	1	1	1	.500	0	0	0	0
Rensselaer (1975-76-91-96)	4	3	5	.375	0	0	0	0
Rhode Island Col. (1975-76-79)	3	2	5	.286	0	0	0	0
Rhodes (1980-81-93)	3	3	3	.500	0	0	0	0
Richard Stockton (1987-88-89-90-92-93-94-96-97-99)	10	15	12	.556	0	0	0	1
Ripon (1978-80-86-87-91-92-95-96-98-99-2000-02)	12	5	14	.263	0	0	0	0
Roanoke (1981-82-83-84-85-86-87-94-95-96-97-2000-01)	13	13	15	.464	0	0	1	0
Rochester (1981-90-91-92-97-99-2002-03)	8	18	7	.720	1	1	0	1
Rochester Inst. (1976-95-96-97-99-2000)	6	3	6	.333	0	0	0	0
Rockford (2003)	1	0	1	.000	0	0	0	0
Rose-Hulman (1977-78-81-82-89-96-97-99)	8	5	10	.333	0	0	0	0
Rowan (1975-76-77-91-93-94-95-96-97-98-99-2000)	12	29	11	.725	1	1	2	0
Rust (1983-87-88-89-97)	5	3	5	.375	0	0	0	0
St. Andrews (1981-82-83)	3	3	3	.500	0	0	0	0
St. John Fisher (1992-94-95-96-97-98-99-2001-03)	9	2	9	.182	0	0	0	0
St. John's (Minn.) (1985-86-88-93-95-2000-01)	7	4	8	.333	0	0	0	0
St. Joseph's (Me.) (2003)	1	0	1	.000	0	0	0	0
St. Lawrence (1975-78-79-80-81-84-96-97-98)	9	7	11	.388	0	0	0	0
St. Norbert (1984-2002)	2	1	2	.333	0	0	0	0
St. Thomas (Minn.) (1990-93-94-95-2000-02)	6	8	7	.533	0	0	0	1
Salem St. (1980-81-82-86-89-90-91-92-93-95-96-97-98-2000-01-02-03)	17	17	18	.486	0	0	1	0
Salisbury (1985-91-92-96-97)	5	6	5	.545	0	0	0	0
Salve Regina (1995)	1	0	1	.000	0	0	0	0
SCAD (2000-01-03)	3	1	3	.250	0	0	0	0
Savannah St. (1979-80-81)	3	4	3	.571	0	0	0	0
Scranton (1975-76-77-78-80-81-82-83-84-85-86-87-88-91-92-93-98-2000-03)	19	32	19	.628	2	1	1	0
Sewanee (1975-76-97-98)	4	1	6	.143	0	0	0	0
Shenandoah (1989-91-96)	3	1	4	.200	0	0	0	0
Shepherd (1976)	1	2	1	.667	0	0	0	0
Simpson (1976-92-95-96)	4	1	4	.200	0	0	0	0
Slippery Rock (1978)	1	1	1	.500	0	0	0	0
Sonoma St. (1983)	1	1	1	.500	0	0	0	0

Team (Years Participated)

Team (Years Participated)	Yrs.	Won	Lost	Pct.	1st	2nd	3rd	4th
Southern Me. (1988-89-90-91)	4	6	4	.600	0	0	1	0
Southern Vt. (2003)	1	1	1	.500	0	0	0	0
Springfield (1996-97-98-2000)	4	2	4	.333	0	0	0	0
Staten Island (1981-82-84-88-89-95-96-99-2002)	9	3	12	.200	0	0	0	0
Stillman (1996)	1	0	1	.000	0	0	0	0
Stony Brook (1977-78-79-80-87-91)	6	7	7	.500	0	0	0	1
Suffolk (1975-76-77-78-2002)	5	2	7	.222	0	0	0	0
Susquehanna (1984-86-89-92-94)	5	4	6	.400	0	0	0	0
Transylvania (1975-76-77-78)	4	4	4	.500	0	0	0	0
Trinity (Conn.) (1995-98-99-2002)	4	7	5	.583	0	0	0	1
Trinity (Tex.) (1998-2000-03)	3	1	3	.250	0	0	0	0
Tufts (1995-97)	2	1	2	.333	0	0	0	0
Union (N.Y.) (1983-2002)	2	2	2	.500	0	0	0	0
Upper Iowa (1996-99)	2	0	2	.000	0	0	0	0
Upsala (1978-79-80-81-82-83-84-86)	8	13	10	.565	0	1	0	1
Ursinus (1980-81-82-2003)	4	6	5	.546	0	0	1	0
Va. Wesleyan (1978-79-82-93)	4	1	6	.143	0	0	0	0
Wabash (1980-81-82-97-98)	5	8	5	.615	1	0	0	0
Wartburg (1975-87-89-91-93-2001)	6	5	7	.417	0	0	0	0
Washington (Md.) (1984-86-89-90)	4	6	5	.545	0	0	1	0
Washington (Mo.) (1987-88-89-91-95-96-97-99-2001-02)	10	11	10	.524	0	0	0	0
Wash. & Jeff. (1985-94)	2	3	3	.500	0	0	0	0
Wash. & Lee (1975-77-78-80)	4	1	7	.125	0	0	0	0
Webster (2000-02)	2	0	2	.000	0	0	0	0
Wentworth Inst. (1997)	1	0	1	.000	0	0	0	0
Westminster (Mo.) (1995)	1	0	1	.000	0	0	0	0
Western Conn. St. (1986-89-90-91-92-96-99-2002-03)	9	6	10	.375	0	0	0	0
Western New Eng. (1990-2000-01)	3	0	3	.000	0	0	0	0
Westfield St. (1985-93)	2	0	3	.000	0	0	0	0
Wheaton (Ill.) (1995-96-99)	3	2	3	.400	0	0	0	0
Whittier (1979-81-82)	3	3	4	.429	0	0	0	0
Whitworth (2003)	1	0	1	.000	0	0	0	0
Widener (1975-76-77-78-82-83-85-87-95-97-2000-01)	12	14	14	.500	0	1	0	1
Wilkes (1995-96-97-98-99-2001)	6	10	7	.588	0	0	0	1
Wm. Paterson (1975-77-80-81-83-84-85-97-99-2000-01-02)	12	19	13	.594	0	1	0	1
William Penn (1979-81-83)	3	2	4	.333	0	0	0	0
Williams (1994-95-96-97-98-2000-02-03)	8	22	7	.759	1	0	2	0
Wis.-Eau Claire (2000-01)	2	6	2	.750	0	1	0	0
Wis.-Milwaukee (1982)	1	1	1	.500	0	0	0	0
Wis.-Oshkosh (1996-97-98-2002-03)	5	7	5	.583	0	0	0	0
Wis.-Platteville (1991-92-93-94-95-96-97-98-99)	9	30	5	.857	4	0	1	0
Wis.-Stevens Point (1997-2000)	2	5	2	.714	0	0	0	0
Wis.-Whitewater (1983-84-85-86-88-89-92-93-94-95-96-97)	12	21	11	.656	2	0	0	1
Wittenberg (1975-76-77-79-80-81-82-83-85-86-87-89-90-91-92-94-95-96-97-2001-02)	21	42	21	.667	1	2	3	0
Wooster (1978-91-92-93-95-96-97-98-99-2000-01-03)	12	9	12	.429	0	0	1	0
Worcester St. (1977-94)	2	0	3	.000	0	0	0	0
WPI (1982-85)	2	2	3	.400	0	0	0	0
York (N.Y.) (1995-96-97)	3	0	3	.000	0	0	0	0
York (Pa.) (1995)	1	0	1	.000	0	0	0	0

All-Time Results

1975 First Round: Suffolk 80, Mass.-Boston 75 (ot); Brandeis 94, Rhode Island Col. 84; St. Lawrence 82, Albany (N.Y.) 63; Brockport St. 83, Rensselaer 70; Mansfield 85, Frank. & Marsh. 70; Scranton 59, Widener 55; Wm. Paterson 53, Methodist 52; Rowan 66, Wash. & Lee 48; LeMoyne-Owen 92, Transylvania 84; Miles 80, Sewanee 60; Marietta 75, Allegheny 67; Wittenberg 71, Hiram 49; Wartburg 79, Coe 78; Augustana (Ill.) 67, Knox 64. **Regional Third Place:** Mass.-Boston 114, Rhode Island Col. 96; Rensselaer 72, Albany (N.Y.) 55; Widener 69, Frank. & Marsh. 50; Methodist 71, Wash. & Lee 58; Transylvania 68, Sewanee 66; Hiram 86, Allegheny 78; Coe 83, Knox 72. **Regional Championships:** Brandeis 89, Suffolk 77; Brockport St. 103, St. Lawrence 77; Mansfield 78, Scranton 65; Rowan 62, Wm. Paterson 59; LeMoyne-Owen 92, Miles 76; Wittenberg 85, Marietta 70; Augustana (Ill.) 62, Wartburg 61; Hamline 48, Doane 47. **Quarterfinals:** Brockport St. 96, Brandeis 76; Rowan 60, Mansfield 49; LeMoyne-Owen 68, Wittenberg 65; Augustana (Ill.) 48, Hamline 42. **Semifinals:** Rowan 76, Brockport St. 68; LeMoyne-Owen 84, Augustana (Ill.) 71. **Third Place:** Augustana (Ill.) 78, Brockport St. 71. **Championship:** LeMoyne-Owen 57, Rowan 54.

1976 First Round: Mass.-Dartmouth 79, Suffolk 76; Rhode Island Col. 87, Mass.-Boston 65; CCNY 94, Rochester Inst. 69; Plattsburgh St. 68, Rensselaer 65; Wittenberg 88, Oberlin 66; Ashland 75, Hiram 74; Miles 79, Sewanee 71; Transylvania 112, LeMoyne-Owen 92; Widener 65,

Mansfield 54; Scranton 68, Grove City 45; Shepherd 77, Rowan 62; Monmouth 97, Lynchburg 73; Coe 70, Simpson 62; Augustana (Ill.) 83, Cornell College 77. **Regional Third Place:** Mass.-Boston 108, Suffolk 101; Rochester Inst. 81, Rensselaer 74; Oberlin 80, Hiram 77; LeMoyne-Owen 87, Sewanee 86; Mansfield 73, Grove City 59; Rowan 82, Lynchburg 62; Simpson 96, Cornell College 88. **Regional Championships:** Rhode Island Col. 89, Mass.-Dartmouth 87; Plattsburgh St. 83, CCNY 81; Wittenberg 61, Ashland 49; Miles 87, Transylvania 85; Scranton 70, Widener 65; Shepherd 79, Monmouth 71; Augustana (Ill.) 79, Coe 70. **Quarterfinals:** Plattsburgh St. 91, Rhode Island Col. 80; Wittenberg 101, Miles 75; Scranton 94, Shepherd 78. **Semifinals:** Wittenberg 71, Plattsburgh St. 58; Scranton 76, Augustana (Ill.) 65. **Third Place:** Augustana (Ill.) 93, Plattsburgh St. 69. **Championship:** Scranton 60, Wittenberg 57 (ot).

1977 First Round: Mass.-Boston 83, Suffolk 73; Brandeis 67, Worcester St. 65; Oneonta St. 71, Stony Brook 65; Albany (N.Y.) 75, Ithaca 58; Hamline 44, Beloit 42; Central (Iowa) 73, Augustana (Ill.) 69; Methodist 85, Rowan 82; Wm. Paterson 92, Wash. & Lee 68; Scranton 59, Widener 51; Albright 51, Frank. & Marsh. 49; Rose-Hulman 85, Knoxville 75; Transylvania 85, Clark Atlanta 84; Ashland 72, Muskingum 68; Wittenberg 82, Carnegie Mellon 68. **Regional Third Place:** Suffolk 81, Worcester St. 79; Stony Brook 74, Ithaca 63; Augustana (Ill.) 78, Beloit 68; Rowan 103, Wash. & Lee 87; Frank. & Marsh. 89, Widener 71; Knoxville 73, Clark Atlanta 63; Muskingum 74, Carnegie Mellon 71. **Regional Championships:** Mass.-Boston 95, Brandeis 69; Oneonta St. 47, Albany (N.Y.) 46; Hamline

53, Central (Iowa) 50; Wm. Paterson 62, Methodist 60; Scranton 75, Albright 60; Neb. Wesleyan 84, Bishop 83; Rose-Hulman 91, Transylvania 85 (ot); Wittenberg 69, Ashland 67. **Quarterfinals:** Oneonta St. 72, Mass.-Boston 61; Hamline 82, Neb. Wesleyan 60; Scranton 78, Wm. Paterson 69; Wittenberg 71, Rose-Hulman 57. **Semifinals:** Oneonta St. 61, Hamline 56; Wittenberg 53, Scranton 52 (ot). **Third Place:** Scranton 60, Hamline 59. **Championship:** Wittenberg 79, Oneonta St. 66.

1978 First Round: Mass.-Boston 93, Suffolk 90; Brandeis 79, Clark (Mass.) 77; Stony Brook 68, Potsdam St. 62; St. Lawrence 65, Manhattanville 62; Widener 47, Upsala 39; Slippery Rock 70, Scranton 65; Kean 84, Va. Wesleyan 75; Wash. & Lee 66, New Jersey City 65; Albion 72, Otterbein 67; Bethany (W.Va.) 70, Rose-Hulman 68; Wooster 84, DePauw 74; Knoxville 86, Transylvania 67; North Park 78, Ripon 68; Minn.-Morris 62, Central (Iowa) 59. **Regional Third Place:** Clark (Mass.) 89, Suffolk 87; Potsdam St. 64, Manhattanville 60; Scranton 84, Upsala 77; New Jersey City 105, Va. Wesleyan 102; Otterbein 99, Rose-Hulman 82; Transylvania 96, DePauw 79; Central (Iowa) 81, Ripon 66. **Regional Championships:** Brandeis 69, Mass.-Boston 68; Stony Brook 40, St. Lawrence 34; Widener 63, Slippery Rock 60 (ot); Kean 80, Wash. & Lee 64; Albion 91, Bethany (W.Va.) 74; Knoxville 84, Wooster 76; North Park 65, Minn.-Morris 62; Humboldt St. 69, Ashland 68. **Quarterfinals:** Stony Brook 98, Brandeis 84; Widener 55, Kean 49; Albion 78, Knoxville 77; North Park 79, Humboldt St. 76 (ot). **Semifinals:** Widener 48, Stony Brook 38; North Park 75, Albion 69. **Third Place:** Albion 87, Stony Brook 78. **Championship:** North Park 69, Widener 57.

1979 First Round: Framingham St. 89, Rhode Island Col. 80; Clark (Mass.) 68, Coast Guard 59 (2 ot); St. Lawrence 64, Manhattanville 59; Potsdam St. 70, Stony Brook 65; Baldwin-Wallace 70, Albion 66; Wittenberg 69, Allegheny 68; Savannah St. 82, Albany (N.Y.) 81 (ot); Centre 79, Lane 68; Elizabethtown 58, Grove City 53; Frank & Marsh. 74, Albright 63 (ot); New Jersey City 85, Va. Wesleyan 64; Upsala 115, Lynchburg 85; Central (Iowa) 85, Minn.-Morris 57; North Park 63, Beloit 62; Chaminade 78, William Penn 69; Whittier 74, Humboldt St. 73 (2 ot). **Regional Third Place:** Coast Guard 76, Rhode Island Col. 71; Stony Brook 66, Manhattanville 61; Albion 91, Allegheny 78; Albany (N.Y.) 85, Lane 83 (ot); Grove City 79, Albright 73; Va. Wesleyan 108, Lynchburg 84; Beloit 72, Minn.-Morris 64; Humboldt St. 95, William Penn 91. **Regional Championships:** Clark (Mass.) 85, Framingham St. 73; Potsdam St. 70, St. Lawrence 61; Baldwin-Wallace 68, Wittenberg 66; Centre 82, Savannah St. 54; Frank & Marsh. 60, Elizabethtown 59; New Jersey City 91, Upsala 81; North Park 81, Central (Iowa) 66; Chaminade 78, Whittier 77. **Quarterfinals:** Potsdam St. 89, Clark (Mass.) 72; Centre 68, Baldwin-Wallace 65 (3 ot); Frank & Marsh. 83, New Jersey City 72; North Park 95, Chaminade 74. **Semifinals:** Potsdam St. 67, Centre 63; North Park 83, Frank & Marsh. 73. **Third Place:** Frank & Marsh. 66, Centre 65. **Championship:** North Park 66, Potsdam St. 62.

1980 First Round: Longwood 73, Framingham St. 63; Clark (Mass.) 90, Salem St. 71; Potsdam St. 93, Stony Brook 75; Albany (N.Y.) 75, St. Lawrence 66; Humboldt St. 64, Occidental 54; New Jersey City 66, Beloit 55; North Park 91, Ripon 73; Augustana (Ill.) 76, Central (Iowa) 74; Albright 88, Ursinus 72; Scranton 51, Dickinson 48; Upsala 78, Wash. & Lee 70; Wm. Paterson 81, Allegheny 74; Ohio Northern 92, Calvin 90; Wittenberg 76, Wabash 68; Savannah St. 61, UNC Greensboro 58; Lane 57, Rhodes 54. **Regional Third Place:** Salem St. 84, Framingham St. 82; Stony Brook 85, St. Lawrence 70; Beloit 69, Occidental 57; Ripon 81, Central (Iowa) 71; Dickinson 77, Ursinus 64; Allegheny 103, Wash. & Lee 80; Calvin 88, Wabash 76; Rhodes 88, UNC Greensboro 80. **Regional Championships:** Longwood 70, Clark (Mass.) 60; Potsdam St. 87, Albany (N.Y.) 72; New Jersey City 74, Humboldt St. 73; North Park 72, Augustana (Ill.) 60; Albright 81, Scranton 73; Upsala 104, Wm. Paterson 79; Wittenberg 59, Ohio Northern 51; Lane 87, Savannah St. 70. **Quarterfinals:** Longwood 78, Potsdam St. 61; North Park 86, New Jersey City 63; Upsala 71, Albright 58; Wittenberg 69, Lane 59. **Semifinals:** North Park 57, Longwood 55; Upsala 67, Wittenberg 63. **Third Place:** Wittenberg 48, Longwood 47. **Championship:** North Park 83, Upsala 76.

1981 First Round: Clark (Mass.) 109, Mass.-Boston 69; Rochester 75, Salem St. 62; Potsdam St. 80, Staten Island 57; Albany (N.Y.) 45, St. Lawrence 44; Ursinus 69, Frank & Marsh. 58; Wm. Paterson 87, Scranton 70; Upsala 73, Allegheny 66; Montclair St. 57, Roanoke 55; Beloit 68, William Penn 58; Augustana (Ill.) 81, North Park 68; Whittier 103, Cal St. Stanislaus 95; Muskingum 75, Dubuque 61; Wittenberg 72, Calvin 50; Otterbein 81, Wabash 69; Savannah St. 76, Rose-Hulman 62; Rhodes 72, St. Andrews 70. **Regional Third Place:** Salem St. 91, Mass.-Boston 90; St. Lawrence 62, Staten Island 60; Frank & Marsh. 73, Scranton 68; Roanoke 84, Allegheny 75; William Penn 85, North Park 81; Dubuque 86, Cal St. Stanislaus 73; Wabash 93, Calvin 71; St. Andrews 84, Rose-Hulman 80. **Regional Championships:** Clark (Mass.) 78, Rochester 74; Potsdam St. 68, Albany (N.Y.) 63 (ot); Ursinus 66, Wm. Paterson 64; Upsala 86, Montclair St. 64; Augustana (Ill.) 56, Beloit 53; Whittier 66, Muskingum 61 (ot); Otterbein 72, Wittenberg 68; Savannah St. 76, Rhodes 75. **Quarterfinals:** Potsdam St. 87, Clark (Mass.) 81; Ursinus 71, Upsala 69; Augustana (Ill.) 69, Whittier 67; Otterbein 67, Savannah St. 64 (ot). **Semifinals:** Potsdam St. 63, Ursinus 61; Augustana (Ill.) 93, Otterbein 81. **Third Place:** Ursinus 82, Otterbein 79. **Championship:** Potsdam St. 67, Augustana (Ill.) 65 (ot).

1982 First Round: Salem St. 58, WPI 57 (ot); Potsdam St. 53, Clark (Mass.) 51; Ursinus 64, Scranton 62; Widener 61, Dickinson 53; Staten Island 64, Buffalo 53; Brooklyn 50, Ithaca 47; Roanoke 67, Montclair St. 66; Upsala 54, Bethany (W.Va.) 39; Augustana (Ill.) 70, Wis.-Milwaukee 63; Luther 66, Beloit 42; Hope 77, Wittenberg 60; Wabash 81, Ohio Northern 61; Cal St. Stanislaus 62, Whittier 60; Bishop 65, North Park 64; St. Andrews 91, Rose-Hulman 69; Capital 103, Va. Wesleyan 93 (ot). **Regional Third Place:** Clark (Mass.) 99, WPI 57; Scranton 91, Dickinson 77; Ithaca 74,

Buffalo 73; Montclair St. 69, Bethany (W.Va.) 68; Wis.-Milwaukee 75, Beloit 73; Ohio Northern 80, Wittenberg 52; North Park 68, Whittier 66; Rose-Hulman 88, Va. Wesleyan 87. **Regional Championships:** Potsdam St. 59, Salem St. 58; Ursinus 63, Widener 53; Brooklyn 60, Staten Island 57; Augustana (Ill.) 76, Luther 57; Wabash 82, Hope 70; Roanoke 81, Upsala 72; Cal St. Stanislaus 84, Bishop 67; Capital 72, St. Andrews 68. **Quarterfinals:** Potsdam St. 62, Ursinus 44; Brooklyn 62, Roanoke 59; Wabash 54, Augustana (Ill.) 51; Cal St. Stanislaus 61, Capital 60. **Semifinals:** Potsdam St. 50, Brooklyn 49; Wabash 68, Cal St. Stanislaus 64. **Third Place:** Brooklyn 68, Cal St. Stanislaus 62. **Championship:** Wabash 83, Potsdam St. 62.

1983 First Round: Clark (Mass.) 82, Mass.-Boston 71; Bridgewater St. 56, Muskingum 54; Roanoke 66, N.C. Wesleyan 63; Wm. Paterson 70, Upsala 58; Potsdam St. 76, Ithaca 74 (3 ot); Hartwick 61, Union (N.Y.) 49; Scranton 73, Moravian 59; Widener 56, Grove City 52; Cal St. Stanislaus 80, Augustana (Ill.) 73; Sonoma St. 88, Bishop 65; Hope 81, John Carroll 72; Wittenberg 57, Capital 56; Millikin 66, Beloit 49; Wis.-Whitewater 62, William Penn 47; St. Andrews 69, Centre 57; LeMoyn-Owen 76, Rust 62. **Regional Third Place:** Mass.-Boston 75, Muskingum 68; Upsala 97, N.C. Wesleyan 88; Union (N.Y.) 89, Ithaca 69; Grove City 76, Moravian 54; Bishop 104, Augustana (Ill.) 100; Capital 75, John Carroll 64; William Penn 73, Beloit 68; Rust 59, Centre 58. **Regional Championships:** Clark (Mass.) 82, Bridgewater St. 80; Roanoke 58, Wm. Paterson 56; Potsdam St. 60, Hartwick 56; Scranton 74, Widener 69 (3 ot); Cal St. Stanislaus 71, Sonoma St. 61; Wittenberg 63, Hope 55; Wis.-Whitewater 63, Millikin 61; LeMoyn-Owen 90, St. Andrews 88 (ot). **Quarterfinals:** Roanoke 87, Clark (Mass.) 83; Scranton 65, Potsdam St. 64; Wittenberg 68, Cal St. Stanislaus 65; Wis.-Whitewater 94, LeMoyn-Owen 83. **Semifinals:** Scranton 82, Roanoke 67; Wittenberg 85, Wis.-Whitewater 80. **Third Place:** Roanoke 83, Wis.-Whitewater 77. **Championship:** Scranton 64, Wittenberg 63.

1984 First Round: Framingham St. 94, Hiram 76; Clark (Mass.) 88, Norwich 84; Staten Island 64, St. Lawrence 53; Nazareth 67, Buffalo St. 50; Roanoke 94, Washington (Md.) 74; Upsala 44, Wm. Paterson 43; Montclair St. 78, Scranton 60; Susquehanna 74, Frank & Marsh. 58; Neb. Wesleyan 62, Claremont-MS 47; Potsdam St. 68, Luther 57; St. Norbert 69, North Central 56; Wis.-Whitewater 75, Ill. Wesleyan 67; Heidelberg 73, Hope 69; DePauw 62, Capital 60; LeMoyn-Owen 88, Millsaps 69; N.C. Wesleyan 70, Centre 62. **Regional Third Place:** Hiram 105, Norwich 103; Buffalo St. 83, St. Lawrence 70; Wm. Paterson 83, Washington (Md.) 78; Scranton 86, Frank & Marsh. 82; Claremont-MS 84, Luther 83; North Central 82, Ill. Wesleyan 77; Capital 83, Hope 77; Millsaps 65, Centre 56. **Regional Championships:** Clark (Mass.) 84, Framingham St. 78; Nazareth 74, Staten Island 68; Upsala 63, Roanoke 62; Montclair St. 68, Susquehanna 62; Neb. Wesleyan 87, Potsdam St. 72; Wis.-Whitewater 87, St. Norbert 84 (3 ot); DePauw 54, Heidelberg 53 (ot); LeMoyn-Owen 71, N.C. Wesleyan 68. **Quarterfinals:** Clark (Mass.) 90, Nazareth 84; Upsala 57, Montclair St. 56; Wis.-Whitewater 65, Neb. Wesleyan 54; DePauw 98, LeMoyn-Owen 49. **Semifinals:** Clark (Mass.) 69, Upsala 68; Wis.-Whitewater 85, DePauw 69. **Third Place:** DePauw 73, Upsala 67. **Championship:** Wis.-Whitewater 103, Clark (Mass.) 86.

1985 First Round: Clark (Mass.) 88, Westfield St. 78; WPI 58, Albany (N.Y.) 57 (ot); Widener 54, Lycoming 52; Scranton 85, Wash. & Jeff. 74; Wm. Paterson 71, Roanoke 68 (ot); TCNJ 75, Salisbury 62; Buffalo St. 76, Alfred 68; Potsdam St. 63, Hartwick 62; Wittenberg 70, DePauw 62; Hope 78, Otterbein 71; North Park 95, Monmouth (Ill.) 55; Wis.-Whitewater 72, North Central 53; Neb. Wesleyan 74, St. John's (Minn.) 56; Central (Iowa) 72, Redlands 64; Centre 66, Greensboro 52; LeMoyn-Owen 74, Augsburg 55. **Regional Third Place:** Albany (N.Y.) 78, Westfield St. 70; Lycoming 102, Wash. & Jeff. 92 (2 ot); Salisbury 98, Roanoke 83; Hartwick 52, Alfred 47; Otterbein 79, DePauw 78; Monmouth (Ill.) 69, North Central 60; Redlands 80, St. John's (Minn.) 70; Greensboro 83, Augsburg 69. **Regional Championships:** WPI 67, Clark (Mass.) 62; Widener 55, Scranton 53 (ot); Wm. Paterson 59, TCNJ 48; Potsdam St. 69, Buffalo St. 56; Wittenberg 68, Hope 63; North Park 83, Wis.-Whitewater 81 (ot); Neb. Wesleyan 76, Central (Iowa) 54; Centre 91, LeMoyn-Owen 72. **Quarterfinals:** Widener 41, WPI 38; Potsdam St. 76, Wm. Paterson 59; North Park

73, Wittenberg 71; Neb. Wesleyan 69, Centre 62. **Semifinals:** Potsdam St. 54, Widener 38; North Park 85, Neb. Wesleyan 80. **Third Place:** Neb. Wesleyan 48, Widener 44. **Championship:** North Park 72, Potsdam St. 71.

1986 First Round: Salem St. 73, Clark (Mass.) 71; Mass.-Dartmouth 64, Western Conn. St. 62; New Jersey City 67, Roanoke 61; Upsala 66, TCNJ 64; Alfred 88, Nazareth 86; Potsdam St. 83, New York U. 67; DePauw 69, Wittenberg 55; Otterbein 100, Calvin 84; Ripon 68, North Park 65; Ill. Wesleyan 79, Wis.-Whitewater 75; LeMoyn-Owen 92, John Carroll 78; Centre 70, Chris. Newport 62; Neb. Wesleyan 89, Pomona-Pitzer 59; Dubuque 71, St. John's (Minn.) 47; Susquehanna 79, Washington (Md.) 75; Frank & Marsh. 61, Scranton 57. **Regional Third Place:** Clark (Mass.) 78, Western Conn. St. 77; TCNJ 58, Roanoke 55; Nazareth 87, New York U. 73; Wittenberg 84, Calvin 77; Wis.-Whitewater 89, North Park 73; Chris. Newport 75, John Carroll 73; St. John's (Minn.) 71, Pomona-Pitzer 52; Washington (Md.) 94, Scranton 78. **Regional Championships:** Mass.-Dartmouth 81, Salem St. 66; New Jersey City 69, Upsala 64; Potsdam St. 80, Alfred 51; Otterbein 82, DePauw 76; Ill. Wesleyan 63, Ripon 57; LeMoyn-Owen 72, Centre 69; Neb. Wesleyan 61, Dubuque 50; Susquehanna 79, Frank & Marsh. 72 (ot). **Quarterfinals:** LeMoyn-Owen 93, Ill. Wesleyan 85; Potsdam St. 80, Susquehanna 65; Neb. Wesleyan 87, Otterbein 82 (ot); New Jersey City 83, Mass.-Dartmouth 69. **Semifinals:** Potsdam St. 91, New Jersey City 89; LeMoyn-Owen 86, Neb. Wesleyan 80. **Third Place:** Neb. Wesleyan 97, New Jersey City 93. **Championship:** Potsdam St. 76, LeMoyn-Owen 73.

1987 First Round: Mass.-Dartmouth 110, North Adams St. 82; Clark (Mass.) 108, Norwich 76; Potsdam St. 56, Ithaca 53; Nazareth 93, Stony Brook 81; Widener 67, Scranton 56; Frank & Marsh. 77, Allegheny 59; Richard Stockton 67, Roanoke 64; Cal St. Stanislaus 101, New Jersey City 93; Washington (Mo.) 69, Rust 68; N.C. Wesleyan 64, Centre 62; Otterbein 95, Hope 80; Wittenberg 70, Calvin 69; Gust. Adolphus 70, Neb. Wesleyan 59; Wartburg 91, Claremont-MS 81; North Park 91, Ripon 81; Ill. Wesleyan 69, DePauw 61. **Regional Third Place:** Norwich 89, North Adams St. 70; Stony Brook 95, Ithaca 77; Scranton 97, Allegheny 90 (ot); Roanoke 96, New Jersey City 82; Rust 72, Centre 65; Calvin 92, Hope 90 (ot); Claremont-MS 75, Neb. Wesleyan 60; DePauw 77, Ripon 66. **Regional Championships:** Clark (Mass.) 88, Mass.-Dartmouth 80; Potsdam St. 86, Nazareth 63; Widener 53, Frank & Marsh. 50; Richard Stockton 88, Cal St. Stanislaus 80; N.C. Wesleyan 66, Washington (Mo.) 64; Wittenberg 78, Otterbein 71; Wartburg 74, Gust. Adolphus 72; North Park 82, Ill. Wesleyan 77. **Quarterfinals:** Clark (Mass.) 65, Potsdam St. 63; Richard Stockton 68, Widener 65 (ot); Wittenberg 77, N.C. Wesleyan 64; North Park 88, Wartburg 63. **Semifinals:** Clark (Mass.) 77, Richard Stockton 71; North Park 75, Wittenberg 70. **Third Place:** Wittenberg 82, Richard Stockton 80 (ot). **Championship:** North Park 106, Clark (Mass.) 100.

1988 First Round: Mass.-Dartmouth 91, North Adams St. 75; Clark (Mass.) 82, Southern Me. 79; Scranton 59, Cabrini 51; Frank & Marsh. 63, Allegheny 61; Buffalo St. 73, Potsdam St. 70; Hartwick 80, Staten Island 73; TCNJ 87, Bridgewater (Va.) 50; Emory & Henry 72, Richard Stockton 59; Ill. Wesleyan 99, Monmouth (Ill.) 74; Millikin 101, Wis.-Whitewater 86; Ohio Wesleyan 77, Ohio Northern 70; Hope 80, Muskingum 75; Neb. Wesleyan 72, St. John's (Minn.) 64; Dubuque 80, Claremont-MS 78; Centre 73, Rust 67; Washington (Mo.) 64, Chris. Newport 62. **Regional Third Place:** Southern Me. 84, North Adams St. 60; Allegheny 93, Cabrini 66; Potsdam St. 93, Staten Island 80; Richard Stockton 72, Bridgewater (Va.) 70; Wis.-Whitewater 103, Monmouth (Ill.) 93; Ohio Northern 69, Muskingum 43; St. John's (Minn.) 92, Claremont-MS 75; Rust 74, Chris. Newport 63. **Regional Championships:** Clark (Mass.) 86, Mass.-Dartmouth 85; Scranton 61, Frank & Marsh. 47; Hartwick 54, Buffalo St. 53; TCNJ 82, Emory & Henry 72; Ill. Wesleyan 91, Millikin 74; Ohio Wesleyan 110, Hope 107 (2 ot); Neb. Wesleyan 69, Dubuque 64; Washington (Mo.) 74, Centre 59. **Quarterfinals:** Scranton 73, Clark (Mass.) 55; Hartwick 84, TCNJ 69; Ohio Wesleyan 106, Ill. Wesleyan 103; Neb. Wesleyan 58, Washington (Mo.) 55. **Semifinals:** Scranton 84, Hartwick 61; Ohio Wesleyan 87, Neb. Wesleyan 71. **Third Place:** Neb. Wesleyan 73, Hartwick 70. **Championship:** Ohio Wesleyan 92, Scranton 70.

Maryville (Mo.) 66; Rowan 72, Mt. St. Vincent 53; New York U. 94, New Jersey City 84; Tufts 65, Mass.-Dartmouth 63; Salem St. 69, Springfield 61; Wm. Paterson 51, Merchant Marine 43; Richard Stockton 78, York (N.Y.) 71; Amherst 83, Colby 60; Williams 76, Wentworth Inst. 51; Hope 69, Denison 66; Wooster 84, Ohio Northern 58; Gust. Adolphus 82, Wis.-Whitewater 67; Neb. Wesleyan 93, Buena Vista 54; Wittenberg 82, John Carroll 68; Mount Union 77, Alfred 69; Wis.-Stevens Point 68, Pomona-Pitzer 58; Wis.-Platteville 51, Wis.-Oshkosh 43. **Second Round:** Salisbury 77, Widener 65; Brockport St. 73, St. John Fisher 68; Alvernia 60, Goucher 55; Rochester Inst. 111, Buffalo St. 106 (2 ot); Methodist 72, Chris. Newport 67; Chicago 78, Wabash 40; Bridgewater (Va.) 65, Sewanee 62; Ill. Wesleyan 54, Rose-Hulman 53; Rowan 56, New York U. 53; Salem St. 83, Tufts 63; Richard Stockton 64, Wm. Paterson 60; Williams 86, Amherst 63; Hope 67, Wooster 56; Neb. Wesleyan 61, Gust. Adolphus 59; Mount Union 73, Wittenberg 65; Wis.-Stevens Point 46, Wis.-Platteville 43. **Sectional Semifinals:** Salisbury 79, Brockport St. 78; Alvernia 77, Rochester Inst. 71; Methodist 74, Chicago 70; Ill. Wesleyan 87, Bridgewater (Va.) 60; Rowan 82, Salem St. 72; Williams 85, Richard Stockton 61; Neb. Wesleyan 92, Hope 75; Wis.-Stevens Point 68, Mount Union 67 (ot). **Sectional Championships:** Alvernia 89, Salisbury 84; Ill. Wesleyan 95, Methodist 63; Williams 71, Rowan 62; Neb. Wesleyan 69, Wis.-Stevens Point 66. **Semifinals:** Ill. Wesleyan 85, Alvernia 82; Neb. Wesleyan 101, Williams 90. **Third Place:** Williams 78, Alvernia 77. **Championship:** Ill. Wesleyan 89, Neb. Wesleyan 86.

1998 First Round: Williams 89, Trinity (Conn.) 63; Hamilton 102, Geneseo St. 68; Salem St. 86, Mass.-Dartmouth 78 (ot); Nazareth 81, Brockport St. 78; Franklin 76, Ripon 73; Gust. Adolphus 78, Augsburg 70; Wabash 87, Aurora 80; Wis.-Oshkosh 93, Pomona-Pitzer 71; New Jersey City 71, New York U. 58; Johns Hopkins 87, FDU-Florham 47; Rowan 70, Merchant Marine 49; Scranton 77, Muhlenberg 61; Mississippi Col. 60, Sewanee 54; Allegheny 97, Baldwin-Wallace 88; Trinity (Tex.) 60, Randolph-Macon 55; John Carroll 72, Albion 50. **Second Round:** Williams 82, Springfield 75; Hamilton 87, St. John Fisher 72; Connecticut Col. 93, Salem St. 84; St. Lawrence 96, Nazareth 75; Ill. Wesleyan 95, Franklin 92 (ot); Gust. Adolphus 65, Neb. Wesleyan 51; Chicago 67, Wabash 62; Wis.-Platteville 69, Wis.-Oshkosh 59; Hunter 65, New Jersey City 60; Catholic 67, Johns Hopkins 62; Rowan 81, TCNJ 58; Wilkes 59, Scranton 57; Chris. Newport 78, Mississippi Col. 67; Hope 80, Allegheny 66; Hampden-Sydney 76, Trinity (Tex.) 62; John Carroll 78, Wooster 59. **Sectional Semifinals:** Williams 90, Hamilton 69; St. Lawrence 94, Connecticut Col. 77; Gust. Adolphus 67, Ill. Wesleyan 61; Wis.-Platteville 78, Chicago 63; Hunter 84, Catholic 82 (2 ot); Wilkes 83, Rowan 80 (2 ot); Hope 81, Chris. Newport 64; John Carroll 77, Hampden-Sydney 71. **Sectional Championships:** Williams 100, St. Lawrence 82; Wis.-Platteville 78, Gust. Adolphus 71; Wilkes 58, Hunter 55; Hope 84, John Carroll 66. **Semifinals:** Wis.-Platteville 82, Williams 68; Hope 81, Wilkes 61. **Third Place:** Williams 105, Wilkes 93. **Championship:** Wis.-Platteville 69, Hope 56.

1999 First Round: Hamilton 66, Rochester 58; Bowdoin 68, Bridgewater St. 48; Cortland St. 85, Rochester Inst. 49; Western Conn. St. 70, Clark (Mass.) 51; John Carroll 68, Allegheny 62; Maryville (Tenn.) 66, Rose-Hulman 59; Otterbein 104, Defiance 90; Randolph-Macon 68, Chris. Newport 66; Frank. & Marsh. 81, Johns Hopkins 66; New Jersey City 79, Merchant Marine 66; Catholic 77, Lebanon Valley 72; Wm. Paterson 76, Staten Island 59; Augsburg 102, Neb. Wesleyan 91; Wheaton (Ill.) 81, Washington (Mo.) 79; Gust. Adolphus 67, Pomona-Pitzer 37; Ripon 63, Ill. Wesleyan 58. **Second Round:** Hamilton 72, St. John Fisher 70; Trinity (Conn.) 71, Bowdoin 57; Cortland St. 71, Geneseo St. 61; Connecticut Col. 94, Western Conn. St. 76; John Carroll 88, Ohio Northern 83 (ot); Mississippi Col. 67,

Maryville (Tenn.) 53; Wooster 89, Otterbein 80; Hampden-Sydney 74, Randolph-Macon 65; Wilkes 77, Frank. & Marsh. 58; Richard Stockton 62, New Jersey City 56; Catholic 73, Goucher 69; Wm. Paterson 58, Rowan 55; Wis.-Platteville 85, Augsburg 53; Manchester 62, Wheaton (Ill.) 60; Gust. Adolphus 58, Upper Iowa 55; Franklin 81, Ripon 73. **Sectional Semifinals:** Trinity (Conn.) 89, Hamilton 73; Connecticut Col. 80, Cortland St. 66; John Carroll 78, Mississippi Col. 57; Hampden-Sydney 74, Wooster 66; Richard Stockton 60, Wilkes 50; Wm. Paterson 79, Catholic 71; Wis.-Platteville 74, Manchester 65; Gust. Adolphus 66, Franklin 65. **Sectional Championships:** Connecticut Col. 73, Trinity (Conn.) 70; Hampden-Sydney 68, John Carroll 51; Wm. Paterson 50, Richard Stockton 49; Wis.-Platteville 61, Gust. Adolphus 47. **Semifinals:** Hampden-Sydney 74, Connecticut Col. 58; Wis.-Platteville 75, Wm. Paterson 51. **Third Place:** Connecticut Col. 92, Wm. Paterson 83 (ot). **Championship:** Wis.-Platteville 76, Hampden-Sydney 75 (2 ot).

2000 First Round: Springfield 80, Eastern Conn. St. 75; Amherst 79, Western New Eng. 77; Penn. St.-Behrend 64, Alvernia 60; Hamilton 85, Endicott 68; St. Thomas (Minn.) 80, Neb. Wesleyan 58; Wis.-Eau Claire 72, Concordia (Wis.) 54; Lewis & Clark 77, Pacific (Ore.) 75; Ripon 58, St. John's (Minn.) 55; Pomona-Pitzer 65, Trinity (Tex.) 62; Maryville (Tenn.) 69, SCAD 54; Ohio Northern 74, Benedictine (Ill.) 66; Franklin 81, Webster 50; Scranton 78, Mt. St. Mary (N.Y.) 66; Chris. Newport 68, Mississippi Col. 61; Roanoke 83, Marymount (Va.) 72 (ot); Frank. & Marsh. 69, Baruch 46. **Second Round:** Springfield 75, Williams 74; Salem St. 81, Amherst 75; Penn. St.-Behrend 80, Rochester Inst. 65; Cortland St. 60, Hamilton 55; Buena Vista 69, St. Thomas (Minn.) 66; Wis.-Eau Claire 74, Carthage 62; Wis.-Stevens Point 72, Lewis & Clark 68; Chicago 75, Ripon 68; McMurry 111, Pomona-Pitzer 76; Maryville (Tenn.) 76, Hampden-Sydney 75; Wooster 82, Ohio Northern 71; Calvin 92, Franklin 90 (ot); Wm. Paterson 60, Scranton 58; Catholic 65, Chris. Newport 64; Rowan 80, Roanoke 74; Frank. & Marsh. 65, Widener 62. **Sectional Semifinals:** Salem St. 70, Springfield 69; Penn. St.-Behrend 58, Cortland St. 52; Wis.-Eau Claire 82, Buena Vista 75 (ot); Wis.-Stevens Point 63, Chicago 49; McMurry 112, Maryville (Tenn.) 95; Calvin 82, Wooster 53; Catholic 57, Wm. Paterson 52; Frank. & Marsh. 76, Rowan 72. **Sectional Championships:** Salem St. 75, Penn. St.-Behrend 69; Wis.-Eau Claire 60, Wis.-Stevens Point 58; Calvin 115, McMurry 79; Frank. & Marsh. 85, Catholic 74. **Semifinals:** Wis.-Eau Claire 70, Salem St. 42; Calvin 79, Frank. & Marsh. 77. **Third Place:** Salem St. 79, Frank. & Marsh. 75. **Championship:** Calvin 79, Wis.-Eau Claire 74.

2001 First Round: Salem St. 96, Western New Eng. 71; Carthage 83, Marian (Wis.) 65; Maryville (Tenn.) 85, MacMurray 69; Calvin 89, Defiance 78; Merchant Marine 106, Cabrini 96; Amherst 89, St. John Fisher 76; Catholic 82, CCNY 65; Brockport St. 65, Colby-Sawyer 59; Wis.-Eau Claire 66, Benedictine (Ill.) 55; Linfield 85, Cal Lutheran 66; Washington (Mo.) 101, Aurora 84; Ill. Wesleyan 132, Grinnell 91; Roanoke 70, SCAD 62; Gust. Adolphus 69, Neb. Wesleyan 60; Mississippi Col. 61, Millsaps 45; Hampden-Sydney 60, Gettysburg 52. **Second Round:** Mass.-Dartmouth 86, Salem St. 64; Carthage 88, Wooster 80; Wittenberg 71, Maryville (Tenn.) 51; Ohio Northern 79, Calvin 68; Merchant Marine 100, Wilkes 98 (ot); Clark (Mass.) 89, Amherst 76; Catholic 69, Widener 67; Brockport St. 77, Hobart 75; Chicago 74, Wis.-Eau Claire 67; Lewis & Clark 101, Linfield 89; Elmhurst 78, Washington (Mo.) 77; Ill. Wesleyan 65, Wartburg 60; Chris. Newport 84, Roanoke 54; St. John's (Minn.) 84, Gust. Adolphus 75; McMurry 86, Mississippi Col. 82; Wm. Paterson 84, Hampden-Sydney 65. **Sectional Semifinals:** Carthage 90, Mass.-Dartmouth 41; Ohio Northern 82, Wittenberg 66; Clark (Mass.) 75, Merchant Marine 69; Catholic 69, Brockport St. 64; Chicago 62, Lewis & Clark 52; Ill. Wesleyan 63, Elmhurst 60; Chris.

Newport 71, St. John's (Minn.) 65; Wm. Paterson 77, McMurry 59. **Sectional Championships:** Ohio Northern 66, Carthage 64; Catholic 82, Clark (Mass.) 78; Ill. Wesleyan 77, Chicago 68; Wm. Paterson 86, Chris. Newport 75. **Semifinals:** Catholic 82, Ohio Northern 77; Wm. Paterson 67, Ill. Wesleyan 52. **Third Place:** Ill. Wesleyan 76, Ohio Northern 73. **Championship:** Catholic 76, Wm. Paterson 62.

2002 First Round: Wis.-Oshkosh 71, Ripon 56; Lewis & Clark 81, Claremont-M-S 59; Hope 54, St. Norbert 53; Gust. Adolphus 74, Edgewood 65; Maryville (Tenn.) 70, Webster 45; Wittenberg 75, Franklin 44; Lycoming 78, Gettysburg 59; Bethany (W.Va.) 110, Pitt.-Bradford 98; Williams 121, Cazenovia 49; Union (N.Y.) 75, Lasell 73; Western Conn. St. 92, Salem St. 89; Trinity (Conn.) 75, Colby-Sawyer 47; Alvernia 76, Ithaca 67; Cabrini 85, Merchant Marine 73; Clark (Mass.) 84, Suffolk 77; Hampden-Sydney 92, N.C. Wesleyan 79. **Second Round:** Wis.-Oshkosh 88, St. Thomas (Minn.) 85 (ot); Lewis & Clark 70, Mississippi Col. 57; Carthage 63, Hope 57; Gust. Adolphus 88, Buena Vista 60; Washington (Mo.) 71, Maryville (Tenn.) 57; DePauw 89, Wittenberg 76; Randolph-Macon 79, Lycoming 62; Otterbein 121, Bethany (W.Va.) 98; Rochester 66, Williams 51; Babson 63, Union (N.Y.) 50; Amherst 82, Western Conn. St. 77; Brockport St. 80, Trinity (Conn.) 61; Elizabethtown 95, Alvernia 84; Cabrini 47, Wm. Paterson 43; Clark (Mass.) 101, Staten Island 72; Catholic 74, Hampden-Sydney 66. **Sectional Semifinals:** Lewis & Clark 79, Wis.-Oshkosh 71; Carthage 71, Gust. Adolphus 65; DePauw 90, Washington (Mo.) 87; Otterbein 85, Randolph-Macon 72; Rochester 71, Babson 60; Brockport St. 69, Amherst 64; Elizabethtown 87, Cabrini 85; Clark (Mass.) 75, Catholic 72. **Sectional Championships:** Carthage 85, Lewis & Clark 70; Otterbein 87, DePauw 79; Rochester 71, Brockport St. 62; Elizabethtown 94, Clark (Mass.) 90. **Semifinals:** Otterbein 70, Carthage 66; Elizabethtown 93, Rochester 83 (ot). **Third Place:** Carthage 72, Rochester 51. **Championship:** Otterbein 102, Elizabethtown 83.

2003 First Round: Alvernia 58, Mary Washington 53; Wis.-Oshkosh 78, Milwaukee Eng. 56; SCAD 66, Chris. Newport 61; Ill. Wesleyan 79, Blackburn 59; Buena Vista 96, Illinois Col. 66; Aurora 67, Trinity (Tex.) 66; Gust. Adolphus 65, Whitworth 55; Maryville (Tenn.) 70, Mississippi Col. 58; Salem St. 81, St. Joseph's (Me.) 76; Hamilton 93, Colby-Sawyer 68; Southern Vt. 63, Lasell 60; Western Conn. St. 84, Clark (Mass.) 82; Scranton 58, Buffalo St. 56; John Carroll 85, Pitt.-Bradford 65; Merchant Marine 63, CCNY 57; Montclair St. 74, Elizabethtown 69. **Second Round:** Randolph-Macon 72, Alvernia 69 (ot); Wis.-Oshkosh 84, Hope 77; Hampden-Sydney 56, SCAD 54; Ill. Wesleyan 85, Washington (Mo.) 73; Buena Vista 84, Rockford 72; Occidental 80, Aurora 61; Gust. Adolphus 75, Wis.-Stevens Point 62; Hanover 68, Maryville (Tenn.) 64; Williams 94, Salem St. 67; Hamilton 72, St. John Fisher 68; Amherst 84, Southern Vt. 60; Rochester 73, Western Conn. St. 62; Scranton 77, Ursinus 75; Wooster 77, John Carroll 75; Ramapo 92, Merchant Marine 76; Montclair St. 95, Catholic 78. **Sectional Semifinals:** Wis.-Oshkosh 53, Randolph-Macon 47; Hampden-Sydney 76, Ill. Wesleyan 68; Occidental 67, Buena Vista 62; Gust. Adolphus 79, Hanover 66; Williams 76, Hamilton 65; Amherst 74, Rochester 68; Wooster 75, Scranton 64; Ramapo 89, Montclair St. 80. **Sectional Finals:** Hampden-Sydney 68, Wis.-Oshkosh 63; Gust. Adolphus 74, Occidental 56; Williams 91, Amherst 74; Wooster 68, Ramapo 64. **Semifinals:** Williams 74, Wooster 72 (ot); Gust. Adolphus 79, Hampden-Sydney 68. **Third Place:** Wooster 78, Hampden-Sydney 74. **Championship:** Williams 67, Gust. Adolphus 65.

Fencing

NATIONAL COLLEGIATE MEN'S AND WOMEN'S



Photo by Stephen Nowland/NCAA Photos

Alicja Kryczalo of Notre Dame (left) edged Stanford's Iris Zimmermann, 15-13, to win her second consecutive women's foil title.

2003 Championships

Edited by: Scott Deitch

Highlights

Irish Fight Back to Top: Notre Dame snapped an eight-year string of near misses with the program's sixth all-time team title March 22-23 at Air Force.

Since winning its last championship in 1994, the Fighting Irish remained among the top contenders with five runner-up finishes and three third-place efforts.

Notre Dame's 182-point total featured nearly identical contributions from its six men's fencers (89) and the six women's competitors (93). Defending champion Penn State was second with 179 points.

Penn State continued its string of finishing either first or second since the championships began its men's and women's combined format in 1990.

TEAM STANDINGS

	Men's Sabre	Men's Foil	Men's Épée	Women's Sabre	Women's Foil	Women's Épée	Total
1. Notre Dame	27	35	32	22	38	28	182
2. Penn St.	34	30	18	34	28	35	179
3. St. John's (N.Y.)	40	19	35	33	27	17	171
4. Ohio St.	39	13	22	31	34	28	167
5. Columbia-Barnard	21	30	15	24	5	18	113
6. Princeton	0	12	28	10	32	25	107
7. Stanford	19	29	6	0	31	0	85
8. Harvard	30	0	14	0	24	0	68
9. Rutgers	7	14	11	23	0	6	61
Air Force	0	0	32	13	0	16	61
11. Pennsylvania	0	26	9	8	0	13	56
12. New York U.	9	22	12	0	3	0	46
13. Temple	0	0	0	26	8	10	44
14. Yale	0	18	0	12	2	10	42
15. Northwestern	0	0	0	7	20	11	38
16. Cal St. Fullerton	0	11	13	0	7	0	31
17. Wayne St. (Mich.)	1	0	0	0	13	13	27
18. Brown	8	0	0	0	0	12	20
19. Boston College	0	11	0	0	0	8	19
Tufts	0	0	0	19	0	0	19
21. Brandeis	0	6	0	12	0	0	18
Duke	4	0	14	0	0	0	18
MIT	0	0	5	0	4	9	18
24. Cornell	0	0	0	0	0	15	15
25. Johns Hopkins	0	0	10	0	0	0	10
UC San Diego	8	0	0	0	0	2	10
27. Haverford	9	0	0	0	0	0	9
28. Drew	8	0	0	0	0	0	8
29. North Carolina	7	0	0	0	0	0	7
30. N.J. Inst. of Tech.	5	0	0	0	0	0	5
31. Fairleigh Dickinson	0	0	0	2	0	0	2

INDIVIDUAL RESULTS

MEN'S SABRE. Round-robin standings: 1. Ivan Lee, St. John's (N.Y.), 23-0; 2. Jason Rogers, Ohio St., 20-3; 3. Adam Crompton, Ohio St., 19-4; 4. Alex Weber, Penn St., 19-4; 5. Serhiy Isayenko, St. John's (N.Y.), 17-6; 6. Matthew Fabricant, Notre Dame, 15-8; 7. Timothy Hagamen, Harvard, 15-8; 8. Marten Zagunis, Penn St., 15-8; 9. David Jakus, Harvard, 15-8; 10. Robert Owens, Stanford, 14-9.

11. Gabor Szelle, Notre Dame, 12-11; 12. Paul Reyfman, Columbia, 11-12; 13. Andrew Sohn, Columbia, 10-13; 14. Andrew Magee, New York U., 9-14; 15. Chris Flanders, Haverford, 9-14; 16. Paul Friedman, Brown, 8-15; 17. Richard Frank, Drew, 8-15; 18. Jeremy Runyan, UC San Diego, 8-15; 19. Daniel Mazor, Rutgers, 7-16; 20. Wesley Newkirk, North Carolina, 7-16.

21. Jon Pearlstein, Stanford, 5-18; 22. Phil Dolata, N.J. Inst. of Tech., 5-18; 23. Benjamin Cohen, Duke, 4-19; 24. Marc Mathias, Wayne St. (Mich.), 1-23.

Semifinals: Ivan Lee, St. John's (N.Y.), def. Alex Weber, Penn St., 15-4; Adam Crompton, Ohio St., def. Jason Rogers, Ohio St., 15-12.

Third place: Rogers def. Weber, 15-8.

Championship: Crompton def. Lee, 15-13.

MEN'S FOIL. Round-robin standings: 1. Nitai Kfir, St. John's (N.Y.), 19-4; 2. Nonpatat Panchan, Penn St., 19-4; 3. Cory Werk, Yale, 18-5; 4. Ozren Debic, Notre Dame, 18-5; 5. Derek Snyder, Notre Dame, 17-6; 6. Yale Cohen, Pennsylvania, 16-7; 7. Gabriel Sinkin, New York U., 15-8; 8. Nico Jaspers, Columbia, 15-8; 9. Steve Gerberman, Stanford, 15-8; 10. Jeremy Sinkin, Columbia, 15-8.

11. Florian Reichling, Stanford, 14-9; 12. Roland Breden, Cal St. Fullerton, 11-12; 13. Chris Miller, Penn St., 11-12; 14. Andrew Radu, Pennsylvania, 10-13; 15. Brian Sohn, Boston College, 8-15; 16. Michael Pasinkoff, New York U., 7-16; 17. Ronald Brooks, Rutgers, 7-16; 18. Eric Stodola, Princeton, 7-16; 19. (tie) Jesse Schibilia, Rutgers, and Nathan Weir, Ohio St., 7-16.

21. James McBean, Brandeis, 6-17; 22. Matt Carbone, Ohio St., 6-17; 23. Jon Jew-Lim, Princeton, 5-18; 24. Paul Taylor, Boston College, 3-20.

Semifinals: Nitai Kfir, St. John's (N.Y.), def. Ozren Debic, Notre Dame, 15-11; Nonpatat Panchan, Penn St., def. Cory Werk, Yale, 15-7.

Third place: Werk def. Debic, 15-4.

Championship: Panchan def. Kfir, 15-14.

MEN'S ÉPÉE. Round-robin standings: 1. Michal Sobieraj, Notre Dame, 20-3; 2. Anton Gurevich, St. John's (N.Y.), 20-3; 3. Seth Kelsey, Air Force, 19-4; 4. Adam Wiercioch, Penn St., 18-5; 5. Benjamin Solomon, Princeton, 16-7; 6. Árpád Horváth, St. John's (N.Y.), 15-8; 7. Julian Rose, Harvard, 14-9; 8. Timothy French, Air Force, 13-10; 9. Matthew McConaughy, Cal St. Fullerton, 13-10; 10. Jan Viviani, Notre Dame, 12-11.

11. Brian Gross, Ohio St., 12-11; 12. Soren Thompson, Princeton, 12-11; 13. Brian Garrett, Rutgers, 11-12; 14. Matthew Bouloubasis, Johns Hopkins, 10-13; 15. Spencer Jones, Ohio St., 10-13; 16. Michael Sanders, Pennsylvania, 9-14; 17. William Verigan, Columbia, 8-15; 18. Nicolas Testerman, Duke, 8-15; 19. Michael Dreyfus, Columbia, 7-16; 20. Nathan Bragg, Duke, 6-17.

21. Martin Lee, Stanford, 6-17; 22. Alexander Tsinis, New York U., 6-17; 23. Matt Galvin, New York U., 6-17; 24. Samuel Korb, MIT, 5-18.

Semifinals: Michal Sobieraj, Notre Dame, def. Adam Wiercioch, Penn St., 15-12; Seth Kelsey, Air Force, def. Anton Gurevich, St. John's (N.Y.), 15-6.

Third place: Wiercioch def. Gurevich, 15-5.

Championship: Kelsey def. Sobieraj, 8-7.

WOMEN'S SABRE. Round-robin standings: 1. Louise Bond-Williams, Ohio St., 22-1; 2. Heather Brosnan, Penn St., 20-3; 3. Julia Gelman, St. John's (N.Y.), 19-4; 4. Alexis Jemal, Rutgers, 18-5; 5. Emma Baratta, Columbia-Barnard, 16-7; 6. Destanie Milo, Notre Dame, 16-7; 7. Sakinah Shaahid, Temple, 14-9; 8. Christina Crane, St. John's (N.Y.), 14-9; 9. Austin O'Neill, Penn St., 14-9; 10. Tracy Marien, Brandeis, 12-11.

11. Aziza Hassan, Temple, 12-11; 12. Sophie Jones, Yale, 12-11; 13. Catherine Pack, Princeton, 10-13; 14. Kasara Williams, Tufts, 10-13; 15. Andrea Rix, Air Force, 9-14; 16. Marguerite Plekhanov, Ohio St., 9-14; 17. Katherine Zoueini, Tufts, 9-14; 18. Kate Zimmerly, Pennsylvania, 8-15; 19. Christian Robinson, Columbia-Barnard, 8-15; 20. Emily Pasternak, Northwestern, 7-16.

21. Maggie Jordan, Notre Dame, 6-17; 22. Joanna Szklarska, Rutgers, 5-18; 23. Marisa Romero, Air Force, 4-19; 24. Cathleen Ferris, Fairleigh Dickinson, 2-21.

Semifinals: Alexis Jemal, Rutgers, def. Louise Bond-Williams, Ohio St., 15-10; Julia Gelman, St. John's (N.Y.), def. Heather Brosnan, Penn St., 15-13.

Third place: Brosnan def. Bond-Williams, 15-12.

Championship: Jemal def. Gelman, 15-12.

WOMEN'S FOIL. Round-robin standings: 1. Irina Khouade, St. John's (N.Y.), 20-3; 2. Iris Zimmermann, Stanford, 19-4; 3. Andrea Ament, Notre Dame, 19-4; 4. Alicja Kryczalo, Notre Dame, 19-4; 5. Metta Thompson, Ohio St., 18-5; 6. Anna Donath, Penn St., 18-5; 7. Jacqueline Leahy, Princeton, 17-6; 8. Hannah Thompson, Ohio St., 16-7; 9. Mindy Rostal, Princeton, 15-8; 10. Julia Földi, Northwestern, 15-8.

11. Inga Wallrabenstein, Wayne St. (Mich.), 13-10; 12. Chloe Stinetorf, Harvard, 13-10; 13. Eva Petschnigg, Stanford, 12-11; 14. Anne Austin, Harvard, 11-12; 15. Meredith Chin, Penn St., 10-13; 16. Elizabeth Thottam, St. John's (N.Y.), 7-16; 17. Senta Breden, Cal St. Fullerton, 7-16; 18. Jenna Remmert, Temple, 5-18; 19. Ellen Blount, Columbia-Barnard, 5-18; 20. Christina Wang, Northwestern, 5-18.

21. Susannah Dorfman, MIT, 4-19; 22. Kristen Wentreck, New York U., 3-20; 23. Jeanne Browne, Temple, 3-20; 24. Justine Aw, Yale, 2-21.

Semifinals: Alicja Kryczalo, Notre Dame, def. Irina Khouade, St. John's (N.Y.), 15-6; Iris Zimmermann, Stanford, def. Andrea Ament, Notre Dame, 15-7.

Third place: Ament def. Khouade, 15-10.

Championship: Kryczalo def. Zimmermann, 15-13.

WOMEN'S ÉPÉE. Round-robin standings: 1. Katarzyna Trzopez, Penn St., 19-4; 2. Arlene Stevens, St. John's (N.Y.), 17-6; 3. Jessica Burke, Penn St., 16-7; 4. Alexandra Shklar, Ohio St., 16-7; 5. Kerry Walton, Notre Dame, 15-8; 6. Meghan Phair, Cornell, 15-8; 7. Eleanor Leighton, Princeton, 14-9; 8. Anna Vinnikov, Wayne St. (Mich.), 13-10; 9. Jean Goto, Pennsylvania, 13-10; 10. Meagan Call, Notre Dame, 13-10.

11. Sherice Gearhart, Ohio St., 12-11; 12. Ruth Schneider, Brown, 12-11; 13. Monica Conley, Columbia-Barnard, 12-11; 14. Sharon Sullivan, Northwestern, 11-12; 15. Kira Hohensee, Princeton, 11-12; 16. Sara Forsythe, Temple, 10-13; 17. Erica Korb, Yale, 10-13; 18. Elia Burill, Air Force, 9-14; 19. Lucy Mendel, MIT, 9-14; 20. Tiffany White, Boston College, 8-15.

21. Caitlin Harris, Air Force, 7-16; 22. Kimberly Bush, Columbia-Barnard, 6-17; 23. Rebecca Kehoe, Rutgers, 6-17; 24. Lauren Muir, UC San Diego, 2-21.

Semifinals: Katarzyna Trzopez, Penn St., def. Alexandra Shklar, Ohio St., 15-12; Jessica Burke, Penn St., def. Arlene Stevens, St. John's (N.Y.), 15-7.

Third place: Shklar def. Stevens, 15-12.

Championship: Trzopez def. Burke, 15-12.

History

Results

Year	Champion	Coach	Points	Runner-Up	Points	Host or Site
1990	Penn St.	Emmanuil Kaidanov	36	Columbia-Barnard	35	Notre Dame
1991	Penn St.	Emmanuil Kaidanov	4,700	Columbia-Barnard	4,200	Penn St.
1992	Columbia-Barnard	George Kolombatovich/Aladar Kogler	4,150	Penn St.	3,646	Notre Dame
1993	Columbia-Barnard	George Kolombatovich/Aladar Kogler	4,525	Penn St.	4,500	Wayne St. (Mich.)
1994	Notre Dame	Michael DeCicco/Yves Auril	4,350	Penn St.	4,075	Brandeis
1995	Penn St.	Emmanuil Kaidanov	440	St. John's (N.Y.)	413	Notre Dame
1996	Penn St.	Emmanuil Kaidanov	1,500	Notre Dame	1,190	Yale
1997	Penn St.	Emmanuil Kaidanov	1,530	Notre Dame	1,470	Air Force
1998	Penn St.	Emmanuil Kaidanov	149	Notre Dame	147	Notre Dame
1999	Penn St.	Emmanuil Kaidanov	171	Notre Dame	139	Brandeis
2000	Penn St.	Emmanuil Kaidanov	175	Notre Dame	171	Stanford
				St. John's (N.Y.)	171	
2001	St. John's (N.Y.)	Yury Gelman	180	Penn St.	172	Wis.-Parkside
2002	Penn St.	Emmanuil Kaidanov	195	St. John's (N.Y.)	190	Drew
2003	Notre Dame	Janusz Bednarski	182	Penn St.	179	Air Force

Note: In 1990, team scoring was based on standings in weapon team events. In 1991, the scoring system was expanded to allow fencers not qualifying as part of a team to contribute points to team standings through their individual performances. As a result, point values for weapon team standings increased. In 1995, weapon team events were eliminated, and team scoring was based on performance in the individual events. Women's épée was added as fifth weapon. Starting in 1998, team scoring was based on a one-point system. In 2000, women's sabre was added as sixth weapon.

11. New York U., 41; 12. Brandeis, 39; 13. (tie) Duke and Rutgers, 33; 15. Temple, 32; 16. Brown, 29; 17. Cleveland St., 28; 18. MIT, 21; 19. (tie) Lawrence and Northwestern, 14; 21. (tie) Boston College and Harvard, 13; 23. UC San Diego, 9; 24. (tie) Air Force and Cal St. Fullerton, 8; 26. North Carolina, 4; 27. Johns Hopkins, 2; 28. Tufts, 1.

2000: 1. Penn St., 175; 2. (tie) Notre Dame and St. John's (N.Y.), 171; 4. Stanford, 163; 5. Princeton, 133; 6. Columbia-Barnard, 109; 7. Yale, 101; 8. Pennsylvania, 79; 9. Northwestern, 69; 10. Rutgers, 53; 11. North Carolina, 50; 12. Ohio St., 42; 13. Brandeis, 40; 14. MIT, 37; 15. New York U., 36; 16. Wayne St. (Mich.), 31; 17. Brown, 30; 18. Cleveland St., 29; 19. Air Force, 25; 20. Temple, 24; 21. Harvard, 18; 22. Duke, 16; 23. Fairleigh Dickinson, 14; 24. James Madison, 11; 25. Johns Hopkins, 9; 26. Cornell, 6; 27. Lawrence, 5; 28. Tufts, 3.

2001: 1. St. John's (N.Y.), 180; 2. Penn St., 172; 3. Notre Dame, 153; 4. Stanford, 139; 5. Princeton, 112; 6. Columbia-Barnard, 108; 7. Pennsylvania, 85; 8. Ohio St., 82; 9. Yale, 80; 10. Wayne St. (Mich.), 58; 11. Temple, 52; 12. MIT, 49; 13. Rutgers, 46; 14. Northwestern, 45; 15. (tie) Air Force and New York U., 43; 17. North Carolina, 35; 18. Brown, 33; 19. Harvard, 28; 20. Duke, 21; 21. (tie) James Madison and Johns Hopkins, 14; 23. Boston College, 13; 24. Cal St. Fullerton, 12; 25. Cleveland St., 11; 26. Cornell, 9; 27. UC San Diego, 5; 28. (tie) Fairleigh Dickinson and Lawrence, 4.

2002: 1. Penn St., 195; 2. St. John's (N.Y.), 190; 3. Notre Dame, 186; 4. Ohio St., 140; 5. Columbia-Barnard, 96; 6. (tie) Stanford and Yale, 92; 8. Princeton, 81; 9. Pennsylvania, 68; 10. Rutgers, 60; 11. New York U., 58; 12. (tie) Northwestern and Wayne St. (Mich.), 56; 14. Temple, 45; 15. Air Force, 39; 16. Brown, 29;

17. MIT, 28; 18. Brandeis, 25; 19. UC San Diego, 23; 20. Duke, 22; 21. Johns Hopkins, 18; 22. Harvard, 14; 23. Cal St. Fullerton, 13; 24. (tie) Cleveland St. and Drew, 8; 26. (tie) Boston College and North Carolina, 7.

2003: 1. Notre Dame, 182; 2. Penn St., 179; 3. St. John's (N.Y.), 171; 4. Ohio St., 167; 5. Columbia-Barnard, 113; 6. Princeton, 107; 7. Stanford, 85; 8. Harvard, 68; 9. (tie) Air Force and Rutgers, 61; 11. Pennsylvania, 56; 12. New York U., 46; 13. Temple, 44; 14. Yale, 42; 15. Northwestern, 38; 16. Cal St. Fullerton, 31; 17. Wayne St. (Mich.), 27; 18. Brown, 20; 19. (tie) Boston College and Tufts, 19; 21. (tie) Brandeis, Duke and MIT, 18; 24. Cornell, 15; 25. (tie) UC San Diego and Johns Hopkins, 10; 27. Haverford, 9; 28. Drew, 8; 29. North Carolina, 7; 30. N.J. Inst. of Tech., 5; 31. Fairleigh Dickinson, 2.

Gymnastics

NATIONAL COLLEGIATE



2003 Championships

Edited by: Marty Benson

Highlights

Sooners Say "Later:" By distancing itself by almost two points from Ohio State, last year's runner-up Sooners claimed their fifth team title April 13 at Temple. The Sooners' win preserved a perfect record (26-0), achieved before only by Ohio State in 1996. Daniel Furney led Oklahoma, capturing the all-around crown.

The Sooners continued their dominance in the individual-events portion of the meet. Oklahoma was the only team to have an individual qualify in every event for the finals.

For more, go to the April 28, 2003 issue of the The NCAA News at www.ncaa.org.

TEAM SCORING

1. Oklahoma	222.600	3. Penn St.	219.950	5. Illinois	217.125
2. Ohio St.	220.700	4. Michigan.....	217.850	6. Iowa	215.250

[Note: Scores for the top three teams are from the team-final session. Scores for the other teams are from the team-preliminary session.]

INDIVIDUAL RESULTS

All-around—1. Daniel Furney, Oklahoma, 56.100; 2. Raj Bhavsar, Ohio St., 55.300; Scott Vetere, Michigan, 54.625; 4. Randy Monahan, Ohio St., 54.500; David Eaton, California, 54.475; 6. Clay Strother, Minnesota, 54.150.

Floor exercise—1. Josh Landis, Oklahoma, 9.675; 2. Graham Ackerman, California, 9.650; Kerry Adderty, Ohio St., 9.312; 4. Justin Spring, Illinois, 9.287; 5. Clay Strother, Minnesota, 9.125; 6. Bob Rogers, Illinois, 9.100.

Pommel horse—1. Josh Landis, Oklahoma, 9.687; 2. Zack Roeder, Penn St., 9.600; 3. Peter Shostchuk, Illinois, 9.575; 4. Clay Strother, Minnesota, 9.550; 5. Ryan Schwartzkopf, Ohio St., 9.537; 6. Raj Bhavsar, Ohio St., 9.362.


Rings—1. Kevin Tan, Penn St., 9.762; 2. Marshall Erwin, Stanford, 9.750; 3. Nyika White, Temple, 9.687; 4. Brett Covey, Oklahoma, 9.662; 5. Conan Parzuchowski, Michigan, 9.550; 6. Raj Bhavsar, Ohio St., 9.487.

Vault—1. Andrew DiGiore, Michigan, 9.650; 2. Zack Roeder, Penn St., 9.625; 3. Jock Stevens, Oklahoma, 9.500; 4. Dan Gill, Stanford, 9.462; 5. Daniel Furney, Oklahoma, 9.425; 6. Ludwig Kern, Penn St., 9.362.

Parallel bars—1. Daniel Furney, Oklahoma, 9.475; 2. Dustin Greenhill, Army, 9.075; 3. Heath Mueller, Oklahoma, 9.000; 4. Josh Landis, Oklahoma, 8.887; 5. Steven Friedman, Nebraska, 8.837; 6. Luis Vargas, Penn St., 8.800.

Horizontal bar—1. Linas Gaveika, Iowa, 9.712; 2. Kevin Tan, Penn St., 9.625; 3. Scott Wetterling, Illinois, 9.600; 4. Daniel Furney, Oklahoma, 9.475; 5. Kevin Donohue, Penn St., 9.312; 6. Luis Vargas, Penn St., 9.125.

Photo by Jamie Schwaberow/NCAA Photos



The Sooners' Daniel Furney claimed the all-around title.

History

Team Results

Year	Champion	Coach	Points	Runner-Up	Points	Host or Site	Championships Attendance
1938.....	Chicago	Dan Hoffer	22	Illinois	18	Chicago	—
1939.....	Illinois	Hartley Price	21	Army	17	Chicago	—
1940.....	Illinois	Hartley Price	20	Navy	17	Chicago	—
				Temple	17		
1941.....	Illinois	Hartley Price	68.5	Minnesota	52.5	Chicago	—
1942.....	Illinois	Hartley Price	39	Penn St.	30	Navy	—
1948.....	Penn St.	Gene Wettstone	55	Temple	34.5	Chicago	—
1949.....	Temple	Max Younger	28	Minnesota	18	California	—
1950.....	Illinois	Charley Pond	26	Temple	25	Army	—
1951.....	Florida St.	Hartley Price	26	Illinois	23.5	Michigan	—
				Southern California	23.5		
1952.....	Florida St.	Hartley Price	89.5	Southern California	75	Colorado	—

Year	Champion	Coach	Points	Runner-Up	Points	Host or Site	Championships Attendance
1953	Penn St.	Gene Wettstone	91.5	Illinois	68	Syracuse	—
1954	Penn St.	Gene Wettstone	137	Illinois	68	Illinois	—
1955	Illinois	Charley Pond	82	Penn St.	69	UCLA	—
1956	Illinois	Charley Pond	123.5	Penn St.	67.5	North Carolina	—
1957	Penn St.	Gene Wettstone	88.5	Illinois	80	Navy	—
1958	Michigan St.	George Szypula	79			Michigan St.	—
	Illinois	Charley Pond	79				
1959	Penn St.	Gene Wettstone	152	Illinois	87.5	California	—
1960	Penn St.	Gene Wettstone	112.5	Southern California	65.5	Penn St.	—
1961	Penn St.	Gene Wettstone	88.5	Southern Ill.	80.5	Illinois	—
1962	Southern California	Jack Beckner	95.5	Southern Ill.	75	New Mexico	—
1963	Michigan	Newton Loken	129	Southern Ill.	73	Pittsburgh	—
1964	Southern Ill.	Bill Meade	84.5	Southern California	69.5	Cal St. L.A.	—
1965	Penn St.	Gene Wettstone	68.5	Washington	51.5	Southern Ill.	—
1966	Southern Ill.	Bill Meade	187.200	California	185.100	Penn St.	—
1967	Southern Ill.	Bill Meade	189.550	Michigan	187.400	Southern Ill.	—
1968	California	Hal Frey	188.250	Southern Ill.	188.150	Arizona	—
1969	Iowa	Mike Jacobson	161.175	Penn St.	160.450	Washington	—
	Michigan*	Newton Loken		Colorado St.			
1970	Michigan	Newton Loken	164.150	Iowa St.	164.050	Temple	—
	Michigan*	Newton Loken		New Mexico St.			
1971	Iowa St.	Ed Gagnier	319.075	Southern Ill.	316.650	Michigan	—
1972	Southern Ill.	Bill Meade	315.925	Iowa St.	312.325	Iowa St.	—
1973	Iowa St.	Ed Gagnier	325.150	Penn St.	323.025	Oregon	—
1974	Iowa St.	Ed Gagnier	328.675	Arizona St.	324.900	Penn St.	—
1975	California	Hal Frey	437.325	LSU	433.700	Indiana St.	—
1976	Penn St.	Gene Wettstone	432.075	LSU	425.125	Temple	35,980
1977	Indiana St.	Roger Council	434.475			Arizona St.	36,616
	Oklahoma	Paul Ziert	434.475				
1978	Oklahoma	Paul Ziert	439.350	Arizona St.	437.075	Oregon	15,315
1979	Nebraska	Francis Allen	448.275	Oklahoma	446.625	LSU	17,686
1980	Nebraska	Francis Allen	563.300	Iowa St.	557.650	Nebraska	19,058
1981	Nebraska	Francis Allen	284.600	Oklahoma	281.950	Nebraska	25,880
1982	Nebraska	Francis Allen	285.500	UCLA	281.050	Nebraska	27,027
1983	Nebraska	Francis Allen	287.800	UCLA	283.900	Penn St.	11,754
1984	UCLA	Art Shurlock	287.300	Penn St.	281.250	UCLA	10,877
1985	Ohio St.	Michael Willson	285.350	Nebraska	284.550	Nebraska	10,122
1986	Arizona St.	Don Robinson	283.900	Nebraska	283.600	Nebraska	10,169
1987	UCLA	Art Shurlock	285.300	Nebraska	284.750	UCLA	6,688
1988	Nebraska	Francis Allen	288.150	Illinois	287.150	Nebraska	12,552
1989	Illinois	Yoshi Hayasaki	283.400	Nebraska	282.300	Nebraska	8,643
1990	Nebraska	Francis Allen	287.400	Minnesota	287.300	Minnesota	10,474
1991	Oklahoma	Greg Buwick	288.025	Penn St.	285.500	Penn St.	16,076
1992	Stanford	Sadao Hamada	289.575	Nebraska	288.950	Nebraska	13,007
1993	Stanford	Sadao Hamada	276.500	Nebraska	275.500	New Mexico	6,031
1994	Nebraska	Francis Allen	288.250	Stanford	285.925	Nebraska	8,543
1995	Stanford	Sadao Hamada	232.400	Nebraska	231.525	Ohio St.	7,966
1996	Ohio St.	Peter Kormann	232.150	California	231.775	Stanford	4,733
1997	California	Barry Weiner	233.825	Oklahoma	232.725	Iowa	5,527
1998	California	Barry Weiner	231.200	Iowa	229.675	Penn St.	6,083
1999	Michigan	Kurt Golder	232.550	Ohio St.	230.850	Nebraska	5,577
2000	Penn St.	Randy Jepson	231.975	Michigan	231.850	Iowa	3,939
2001	Ohio St.	Miles Avery	218.125	Oklahoma	217.775	Ohio St.	4,154
2002	Oklahoma	Mark Williams	219.300	Ohio St.	218.650	Oklahoma	5,088
2003	Oklahoma	Mark Williams	222.600	Ohio St.	220.700	Temple	4,766

*Trampoline champion.

Note: Houston Baptist's participation in 1988 and 1989 championships vacated by the NCAA Committee on Infractions.

TEAM CHAMPIONSHIPS

Penn St. 10, Illinois 9, Nebraska 8, Oklahoma 5, Southern Ill. 4, California 4, Iowa St. 3, Michigan 3, Ohio St. 3, Stanford 3, Florida St. 2, UCLA 2, Arizona St., Chicago, Indiana St., Iowa, Michigan St., Southern California, Temple, 1 each.

(Note: Michigan also won two trampoline championships.)

INDIVIDUAL CHAMPIONSHIPS

Penn St. 46, Illinois 42, Nebraska 42, UCLA 28, Michigan 25, Southern California 24, Ohio St. 22, California 19, Iowa St. 18, Michigan St. 18, Stanford 18, New Mexico 17, Oklahoma 16, Southern Ill. 15, Minnesota 15, Temple 13, Iowa 12, Arizona St. 10, Indiana St. 10, Chicago 9, Navy 9, Florida St. 7, Army 6, Cal St. L.A. 6, Kent St. 6, Syracuse 6, Washington 6, Northern Ill. 5, Brigham Young 5, Cal St. Northridge 3, Arizona 2, Cal St. Fullerton 2, Colorado St. 2, LSU 2, Oregon 2, Pittsburgh 2, Southern Conn. St. 2, Springfield 2, Yale 2, Colorado, Cortland St., Houston Baptist,

Indiana, Long Beach St., Western Ill., William & Mary, Wisconsin, 1 each.

(Note: These totals include co-championships.)

Individual Records

(Note: Records include co-championships. Key to abbreviations: A-A—all-around, FE—floor exercise, FR—flying rings, HB—horizontal bar, LH—long horse, PB—parallel bars, PH—pommel horse, rings—still rings, SH—side horse, tramp—trampoline, tumb—tumbling)

INDIVIDUAL TITLES, YEAR

- 4—Jean Cronstedt, Penn St., 1954 (PB, HB, FE, A-A); Robert Lynn, Southern California, 1962 (FE, PB, A-A, HB).
- 3—Erwin Beyer, Chicago, 1938 (SH, PB, LH); Joe Giallombardo, Illinois, 1938 (tumb, FR, A-A); Joe Kotys, Kent St., 1950 (PB, HB, A-A); Carlton Rintz, Michigan St., 1955 (SH, HB, PB); Abie Grossfeld, Illinois, 1958 (A-A, HB, FE); Armando Vega, Penn St., 1959 (A-A, rings, PB); Gil Larose, Michigan,

1963 (A-A, HB, LH); Ron Barak, Southern California, 1964 (PB, A-A, HB); Makoto Sakamoto, Southern California, 1968 (A-A, HB, PB); Kurt Thomas, Indiana St., 1979, (A-A, HB, PB); Jim Hartung, Nebraska, 1981 (A-A, rings, PB); Peter Vidmar, UCLA, 1982 (A-A, PH, HB); Scott Johnson, Nebraska, 1983 (FE, PB, HB); Tim Daggett, UCLA, 1984 (PH, rings, PB); Wes Suter, Nebraska, 1985, (A-A, FE, HB); Blaine Wilson, Ohio St., 1996-97 (A-A, PB, rings; A-A, V, rings).

INDIVIDUAL TITLES, CAREER

- 7—Joe Giallombardo, Illinois (tumb 1938-39-40, A-A 1938-39-40, FR 1938); Jim Hartung, Nebraska (A-A 1980-81, rings 1980-81-82, PB 1981-82).
- 6—Joe Kotys, Kent St. (PB 1949-50, A-A 1949-50, HB 1950, SH 1951); Jean Cronstedt, Penn St. (PB 1953-54, A-A 1953-54, HB 1954, FE 1954); Armando Vega, Penn St. (PB 1956-57-59, A-A 1957-59, rings 1959); Robert Lynn, Southern California (PB 1960-62, FE 1961-62, HB 1962, A-A 1962); Blaine Wilson, Ohio St. (A-A 1996-97, PB 1996, rings 1996-97, V 1997).

5—Steve Hug, Stanford (A-A 1972-73-74, PB 1973-74); Kurt Thomas, Indiana St. (A-A 1977-79, HB 1979, PB 1977-79); Peter Vidmar, UCLA (PB 1981, A-A 1982-83, PH 1982, HB 1982); Chad Fox, New Mexico (FE 1987, V 1986-87-88-89); John Roethlisberger, Minnesota (A-A 1991-92-93, PB 1991, PH 1993).

REPEAT CHAMPIONSHIPS

4—Chad Fox, New Mexico (V 1986-87-88-89); Mark Sohn, Penn St. (PH 1988-89-90-91).
3—Joe Giallombardo, Illinois (tumb 1938-39-40, A-A 1938-39-40); Earl Shanken, Chicago (LH 1940-41-42); Edsel Buchanan, Michigan (tramp 1949-50-51); Armando Vega, Penn St. (PB 1956-57-59); Russ Hoffman, Iowa St. (PH 1970-71-72); Steve Hug, Stanford (A-A 1972-73-74); Ted Marcy, Stanford (PH 1974-75-76); Ron Galimore, LSU (1978) and Iowa St. (1980-81) (V 1978-80-81); Jim Hartung, Nebraska (rings 1980-81-82); Paul O'Neill, Houston Baptist (1987) and New Mexico (1988-89) (rings 1987-88-89); John Roethlisberger, Minnesota (A-A 1991-92-93); Drew Durbin, Ohio St. (PH 1995-96-97).

Team Records

(Note: Records include co-championships.)

INDIVIDUAL CHAMPIONSHIPS, YEAR

6—Penn St., 1954-59; Michigan, 1963.
5—Nebraska, 1980-81.
4—Illinois, 1940-41-58; Nebraska, 1982-83; Southern California, 1962; UCLA, 1984; Ohio St., 1996-97, Oklahoma, 2003.

Individual Champions

†Championships vacated by NCAA Committee on Infractions.

ALL-AROUND

1938 Joe Giallombardo, Illinois
1939 Joe Giallombardo, Illinois
1940 Joe Giallombardo, Illinois
Paul Fina, Illinois
1941 Courtney Shanken, Chicago
1942 Newton Loken, Minnesota
1948 Ray Sorenson, Penn St.
1949 Joe Kotys, Kent St.
1950 Joe Kotys, Kent St.
1951 Bill Roetzheim, Florida St.
1952 Jack Beckner, Southern California
1953 Jean Cronstedt, Penn St.
1954 Jean Cronstedt, Penn St.
1955 Karl Schwenzfeier, Penn St.
1956 Don Tonry, Illinois
1957 Armando Vega, Penn St.
1958 Abie Grossfeld, Illinois
1959 Armando Vega, Penn St.
1960 Jay Werner, Penn St.
1961 Gregor Weiss, Penn St.
1962 Robert Lynn, Southern California
1963 Gil Larose, Michigan
1964 Ron Barak, Southern California
1965 Mike Jacobson, Penn St.
1966 Steve Cohen, Penn St.
1967 Steve Cohen, Penn St.
1968 Makoto Sakamoto, Southern California
1969 Mauno Nissinen, Washington
1970 Yoshi Hayasaki, Washington
1971 Yoshi Hayasaki, Washington
1972 Steve Hug, Stanford
1973 Steve Hug, Stanford
Marshall Avenier, Penn St.
1974 Steve Hug, Stanford
1975 Wayne Young, Brigham Young
1976 Peter Kormann, Southern Conn. St.
1977 Kurt Thomas, Indiana St.
1978 Bart Conner, Oklahoma
1979 Kurt Thomas, Indiana St.
1980 Jim Hartung, Nebraska
1981 Jim Hartung, Nebraska
1982 Peter Vidmar, UCLA
1983 Peter Vidmar, UCLA

1984 Mitch Gaylord, UCLA
1985 Wes Suter, Nebraska
1986 Jon Louis, Stanford
1987 Tom Schlesinger, Nebraska
1988 Vacated†
1989 Patrick Kirksey, Nebraska
1990 Mike Racanelli, Ohio St.
1991 John Roethlisberger, Minnesota
1992 John Roethlisberger, Minnesota
1993 John Roethlisberger, Minnesota
1994 Dennis Harrison, Nebraska
1995 Richard Grace, Nebraska
1996 Blaine Wilson, Ohio St.
1997 Blaine Wilson, Ohio St.
1998 Travis Romagnoli, Illinois
1999 Jason Hardabura, Nebraska
2000 Jamie Natalie, Ohio St.
2001 Jamie Natalie, Ohio St.
2002 Raj Bhavsar, Ohio St.
2003 Daniel Furney, Oklahoma

FLOOR EXERCISE

1941 Ed Danser, Temple
1953 Bob Sullivan, Illinois
1954 Jean Cronstedt, Penn St.
1955 Don Faber, UCLA
1956 Jamile Ashmore, Florida St.
1957 Norman Marks, Cal St. L.A.
1958 Abie Grossfeld, Illinois
1959 Don Tonry, Illinois
1960 Ray Hadley, Illinois
1961 Robert Lynn, Southern California
1962 Robert Lynn, Southern California
1963 Tom Sevard, Penn St.
Mike Henderson, Michigan
1964 Rusty Mitchell, Southern Ill.
1965 Frank Schmitz, Southern Ill.
1966 Frank Schmitz, Southern Ill.
1967 Dave Jacobs, Michigan
1968 Toby Towson, Michigan St.
Sidney Freudenstein, California
1969 Toby Towson, Michigan St.
1970 Tom Proulx, Colorado St.
1971 Stormy Eaton, New Mexico
1972 Odessa Lovin, Oklahoma
1973 Odessa Lovin, Oklahoma
1974 Doug Fitzjarrell, Iowa St.
1975 Kent Brown, Arizona St.
1976 Bob Robbins, Colorado St.
1977 Ron Galimore, LSU
1978 Curt Austin, Iowa St.
1979 Mike Wilson, Oklahoma
Bart Conner, Oklahoma
1980 Steve Elliott, Nebraska
1981 James Yuhashi, Oregon
1982 Steve Elliott, Nebraska
1983 Scott Johnson, Nebraska
David Branch, Arizona St.
Donnie Hinton, Arizona St.
1984 Kevin Eklburg, Northern Ill.
1985 Wes Suter, Nebraska
1986 Jerry Burrell, Arizona St.
Brian Ginsberg, UCLA

1987 Chad Fox, New Mexico
1988 Chris Wyatt, Temple
1989 Jody Newman, Arizona St.
1990 Mike Racanelli, Ohio St.
1991 Brad Hayashi, UCLA
1992 Brian Winkler, Michigan
1993 Richard Grace, Nebraska
1994 Mark Booth, Stanford
1995 Jay Thornton, Iowa
1996 Ian Bachrach, Stanford
1997 Jeremy Killen, Oklahoma
1998 Darin Gerlach, Temple
1999 Jason Hardabura, Nebraska
2000 Jamie Natalie, Ohio St.
2001 Clay Strother, Minnesota
2002 Clay Strother, Minnesota
2003 Josh Landis, Oklahoma

POMMEL HORSE (SIDE HORSE)

1938 Erwin Beyer, Chicago
1939 Erwin Beyer, Chicago
1940 Harry Koehnemann, Illinois
1941 Caton Cobb, Illinois
1942 Caton Cobb, Illinois

1948 Steve Greene, Penn St.
1949 Joe Berenato, Temple
1950 Gene Rabbitt, Syracuse
1951 Joe Kotys, Kent St.
1952 Frank Bare, Illinois
1953 Carlton Rintz, Michigan St.
1954 Robert Lawrence, Penn St.
1955 Carlton Rintz, Michigan St.
1956 James Brown, Cal St. L. A.
1957 John Davis, Illinois
1958 Bill Buck, Iowa
1959 Art Shurlock, California
1960 James Fairchild, California
1961 James Fairchild, California
1962 Mike Aufrecht, Illinois
1963 Russ Mills, Yale
1964 Russ Mills, Yale
1965 Bob Elsinger, Springfield
1966 Gary Hoskins, Cal St. L.A.
1967 Keith McCannless, Iowa
1968 Jack Ryan, Colorado
1969 Keith McCannless, Iowa
1970 Russ Hoffman, Iowa St.
John Russo, Wisconsin
1971 Russ Hoffman, Iowa St.
1972 Russ Hoffman, Iowa St.
1973 Ed Slezak, Indiana St.
1974 Ted Marcy, Stanford
1975 Ted Marcy, Stanford
1976 Ted Marcy, Stanford
1977 Chuck Walter, New Mexico
1978 Mike Burke, Northern Ill.
1979 Mike Burke, Northern Ill.
1980 David Stoldt, Illinois
1981 Mark Bergman, California
Steve Jennings, New Mexico
1982 Peter Vidmar, UCLA
Steve Jennings, New Mexico
1983 Doug Kieso, Northern Ill.
1984 Tim Daggett, UCLA
1985 Tony Pineda, UCLA
1986 Curtis Holdsworth, UCLA
1987 Li Xiao Ping, Cal St. Fullerton
1988 Vacated†
Mark Sohn, Penn St.
1989 Mark Sohn, Penn St.
Chris Waller, UCLA
1990 Mark Sohn, Penn St.
1991 Mark Sohn, Penn St.
1992 Che Bowers, Nebraska
1993 John Roethlisberger, Minnesota
1994 Jason Bertram, California
1995 Drew Durbin, Ohio St.
1996 Drew Durbin, Ohio St.
1997 Drew Durbin, Ohio St.
1998 Josh Birkelbaw, California
1999 Brandon Stefaniak, Penn St.
2000 Don Jackson, Iowa
Brandon Stefaniak, Penn St.
2001 Clay Strother, Minnesota
2002 Clay Strother, Minnesota
2003 Josh Landis, Oklahoma

RINGS (STILL)

1959 Armando Vega, Penn St.
1960 Sam Garcia, Southern California
1961 Fred Orlofsky, Southern Ill.
1962 Dale Cooper, Michigan St.
1963 Dale Cooper, Michigan St.
1964 Chris Evans, Arizona St.
1965 Glenn Gailis, Iowa
1966 Ed Gunny, Michigan St.
1967 Josh Robison, California
1968 Pat Arnold, Arizona
1969 Paul Vexler, Penn St.
Ward Maythaler, Iowa St.
1970 Dave Seal, Indiana St.
1971 Charles Ropiequet, Southern Ill.
1972 Dave Seal, Indiana St.
1973 Bob Mahorney, Indiana St.
1974 Keith Heaver, Iowa St.
1975 Keith Heaver, Iowa St.
1976 Doug Wood, Iowa St.
1977 Doug Wood, Iowa St.
1978 Scott McEldowney, Oregon
1979 Kirk Mango, Northern Ill.

1980 Jim Hartung, Nebraska
 1981 Jim Hartung, Nebraska
 1982 Jim Hartung, Nebraska
 1983 Alex Schwartz, UCLA
 1984 Tim Daggett, UCLA
 1985 Mark Diab, Iowa St.
 1986 Mark Diab, Iowa St.
 1987 Paul O'Neill, Houston Baptist
 1988 Paul O'Neill, New Mexico
 1989 Vacated†
 Paul O'Neill, New Mexico
 1990 Wayne Cowden, Penn St.
 1991 Adam Carton, Penn St.
 1992 Scott Keswick, UCLA
 1993 Chris LaMorte, New Mexico
 1994 Chris LaMorte, New Mexico
 1995 Dave Frank, Temple
 1996 Scott McCall, William & Mary
 Blaine Wilson, Ohio St.
 1997 Blaine Wilson, Ohio St.
 1998 Dan Fink, Oklahoma
 1999 Cortney Bramwell, Brigham Young
 2000 Cortney Bramwell, Brigham Young
 2001 Chris Lakeman, Penn St.
 2002 Marshall Erwin, Stanford
 2003 Kevin Tan, Penn St.

VAULT (LONG HORSE)

1938 Erwin Beyer, Chicago
 1939 Marv Forman, Illinois
 1940 Earl Shanken, Chicago
 1941 Earl Shanken, Chicago
 1942 Earl Shanken, Chicago
 1948 Jim Peterson, Minnesota
 1962 Bruno Klaus, Southern Ill.
 1963 Gil Larose, Michigan
 1964 Sidney Oglesby, Syracuse
 1965 Dan Millman, California
 1966 Frank Schmitz, Southern Ill.
 1967 Paul Mayer, Southern Ill.
 1968 Bruce Colter, Cal St. L.A.
 1969 Dan Bowles, California
 Jack McCarthy, Illinois
 1970 Doug Boger, Arizona
 1971 Pat Mahoney, Cal St. Northridge
 1972 Gary Morava, Southern Ill.
 1973 John Crosby, Southern Conn. St.
 1974 Greg Goodhue, Oklahoma
 1975 Tom Beach, California
 1976 Sam Shaw, Cal St. Fullerton
 1977 Steve Wejmar, Washington
 1978 Ron Galimore, LSU
 1979 Leslie Moore, Oklahoma
 1980 Ron Galimore, Iowa St.
 1981 Ron Galimore, Iowa St.
 1982 Randall Wickstrom, California
 Steve Elliott, Nebraska
 1983 Chris Riegel, Nebraska
 Mark Oates, Oklahoma
 1984 Chris Riegel, Nebraska
 1985 Derrick Cornelius, Cortland St.
 1986 Chad Fox, New Mexico
 1987 Chad Fox, New Mexico
 1988 Chad Fox, New Mexico
 1989 Chad Fox, New Mexico
 1990 Brad Hayashi, UCLA
 1991 Adam Carton, Penn St.
 1992 Jason Hebert, Syracuse
 1993 Steve Wiegel, New Mexico
 1994 Steve McCain, UCLA
 1995 Ian Bachrach, Stanford
 1996 Jay Thornton, Iowa
 1997 Blaine Wilson, Ohio St.
 1998 Travis Romagnoli, Illinois
 1999 Guard Young, Brigham Young
 2000 Guard Young, Brigham Young
 2001 Daren Lynch, Ohio St.
 2002 Dan Gill, Stanford
 2003 Andrew DiGiore, Michigan

PARALLEL BARS

1938 Erwin Beyer, Chicago
 1939 Bob Sears, Army
 1940 Bob Hanning, Minnesota
 1941 Caton Cobb, Illinois
 1942 Hal Zimmerman, Penn St.

1948 Ray Sorenson, Penn St.
 1949 Joe Kotys, Kent St.
 Mel Stout, Michigan St.
 1950 Joe Kotys, Kent St.
 1951 Jack Beckner, Southern California
 1952 Jack Beckner, Southern California
 1953 Jean Cronstedt, Penn St.
 1954 Jean Cronstedt, Penn St.
 1955 Carlton Rintz, Michigan St.
 1956 Armando Vega, Penn St.
 1957 Armando Vega, Penn St.
 1958 Ted Muzyczko, Michigan St.
 1959 Armando Vega, Penn St.
 1960 Robert Lynn, Southern California
 1961 Fred Tjerina, Southern Ill.
 Jeff Cardinalli, Springfield
 1962 Robert Lynn, Southern California
 1963 Arno Lascari, Michigan
 1964 Ron Barak, Southern California
 1965 Jim Curzi, Michigan St.
 1966 Jim Curzi, Michigan St.
 1967 Makoto Sakamoto, Southern California
 1968 Makoto Sakamoto, Southern California
 1969 Ron Rapper, Michigan
 1970 Ron Rapper, Michigan
 Brent Simmons, Iowa St.
 Tom Dunn, Penn St.
 1972 Dennis Mazur, Iowa St.
 1973 Steve Hug, Stanford
 1974 Steve Hug, Stanford
 1975 Yoichi Tomita, Long Beach St.
 1976 Gene Whelan, Penn St.
 1977 Kurt Thomas, Indiana St.
 1978 John Corritore, Michigan
 1979 Kurt Thomas, Indiana St.
 1980 Phil Cahoy, Nebraska
 1981 Phil Cahoy, Nebraska
 Peter Vidmar, UCLA
 Jim Hartung, Nebraska
 Jim Hartung, Nebraska
 1982 Jim Hartung, Nebraska
 1983 Scott Johnson, Nebraska
 1984 Tim Daggett, UCLA
 1985 Dan Hayden, Arizona St.
 Noah Riskin, Ohio St.
 Seth Riskin, Ohio St.
 1986 Dan Hayden, Arizona St.
 1987 Kevin Davis, Nebraska
 Tom Schlesinger, Nebraska
 1988 Kevin Davis, Nebraska
 1989 Vacated†
 1990 Patrick Kirksey, Nebraska
 1991 Scott Keswick, UCLA
 John Roethlisberger, Minnesota
 1992 Dom Minicucci, Temple
 1993 Jair Lynch, Stanford
 1994 Richard Grace, Nebraska
 1995 Richard Grace, Nebraska
 1996 Jamie Ellis, Stanford
 Blaine Wilson, Ohio St.
 1997 Marshall Nelson, Nebraska
 1998 Marshall Nelson, Nebraska
 1999 Justin Toman, Michigan
 2000 Kris Zimmerman, Michigan
 Justin Toman, Michigan
 2001 Raj Bhavsar, Ohio St.
 2002 Cody Moore, California
 2003 Daniel Furney, Oklahoma

HORIZONTAL BAR

1938 Bob Sears, Army
 1939 Adam Walters, Temple
 1940 Norm Boardman, Temple
 1941 Newton Loken, Minnesota
 1942 Norm Boardman, Temple
 1948 Joe Calvetti, Illinois
 1949 Bob Stout, Temple
 1950 Joe Kotys, Kent St.
 1951 Bill Roetzheim, Florida St.
 1952 Charles Simms, Southern California
 1953 Hal Lewis, Navy
 1954 Jean Cronstedt, Penn St.
 1955 Carlton Rintz, Michigan St.
 1956 Ronnie Amster, Florida St.
 1957 Abie Grossfeld, Illinois
 1958 Abie Grossfeld, Illinois
 1959 Stanley Tarshis, Michigan St.

1960 Stanley Tarshis, Michigan St.
 1961 Bruno Klaus, Southern Ill.
 1962 Robert Lynn, Southern California
 1963 Gil Larose, Michigan
 1964 Ron Barak, Southern California
 1965 Jim Curzi, Michigan St.
 Mike Jacobsen, Penn St.
 1966 Rusty Rock, Cal St. Northridge
 1967 Rich Grigsby, Cal St. Northridge
 1968 Makoto Sakamoto, Southern California
 1969 Bob Manna, New Mexico
 1970 Yoshi Hayasaki, Washington
 1971 Brent Simmons, Iowa St.
 1972 Tom Lindner, Southern Ill.
 1973 Jon Aitken, New Mexico
 1974 Rick Banley, Indiana St.
 1975 Rich Larsen, Iowa St.
 1976 Tom Beach, California
 1977 John Hart, UCLA
 1978 Mel Cooley, Washington
 1979 Kurt Thomas, Indiana St.
 1980 Phil Cahoy, Nebraska
 1981 Phil Cahoy, Nebraska
 1982 Peter Vidmar, UCLA
 1983 Scott Johnson, Nebraska
 1984 Charles Lakes, Illinois
 1985 Dan Hayden, Arizona St.
 Wes Suter, Nebraska
 1986 Dan Hayden, Arizona St.
 1987 David Moriel, UCLA
 1988 Vacated†
 1989 Vacated†
 1990 Chris Waller, UCLA
 1991 Luis Lopez, New Mexico
 1992 Jair Lynch, Stanford
 1993 Steve McCain, UCLA
 1994 Jim Foody, UCLA
 1995 Rick Kieffer, Nebraska
 1996 Carl Imhauser, Temple
 1997 Marshall Nelson, Nebraska
 1998 Todd Bishop, Oklahoma
 1999 Todd Bishop, Oklahoma
 2000 Michael Ashe, California
 2001 Michael Ashe, California
 2002 Daniel Diaz-Luong, Michigan
 2003 Linas Gaveika, Iowa

Discontinued Events

#Record for rope climb: 2.8 seconds

TRAMPOLINE

1948 Gay Hughes, Illinois
 1949 Edsel Buchanan, Michigan
 1950 Edsel Buchanan, Michigan
 1951 Edsel Buchanan, Michigan
 1952 Dick Gutting, Florida St.
 1953 Bob Hazlett, Iowa
 1954 James Norman, Iowa
 1955 Richard Albershardt, Indiana
 1956 Donald Harper, Ohio St.
 1957 Glenn Wilson, Western Ill.
 1958 Donald Harper, Ohio St.
 1959 Ed Cole, Michigan
 1960 Larry Snyder, Iowa
 1961 Tom Gompf, Ohio St.
 1962 Steve Johnson, Michigan St.
 1963 Gary Erwin, Michigan
 1964 Gary Erwin, Michigan
 1965 Frank Schmitz, Southern Ill.
 1966 Wayne Miller, Michigan
 1967 Dave Jacobs, Michigan
 1968 George Huntzicker, Michigan
 1969 Dave Jacobs, Michigan
 1970 George Huntzicker, Michigan

TUMBLING

1938 Joe Giallombardo, Illinois
 1939 Joe Giallombardo, Illinois
 1940 Joe Giallombardo, Illinois
 1941 John Adkins, Illinois
 1942 George Szypula, Temple
 1948 Charlie Thompson, California
 1949 Charlie Thompson, California

1950 Irving Bedard, Illinois
 1951 Bob Sullivan, Illinois
 1952 Bob Sullivan, Illinois
 1953 James Sebbo, Syracuse
 1954 Dick Browning, Illinois
 1955 Lloyd Coahran, Southern California
 1956 Dan Lirot, Illinois
 1957 Frank Hailand, Illinois
 1958 Frank Hailand, Illinois
 1959 Dave Dulaney, Penn St.
 1960 Alvin Barasch, Illinois
 1961 Jack Ryder, Florida St.
 1962 Rusty Mitchell, Southern Ill.
 1963 Hal Holmes, Illinois
 1964 Rusty Mitchell, Southern Ill.

ROPE CLIMB

1938 Bob Sears, Army
 1939 Ray Belardi, Army
 1940 Stan Ellison, Navy
 1941 Courtney Shanks, Chicago
 1942 Dale Cox, Navy
 1948 Ken Foreman, Southern California
 1949 Ken Foreman, Southern California
 1950 Leo Minotti, Syracuse
 1951 Leo Minotti, Syracuse
 1952 John Claybrook, Army
 1953 Don Perry, UCLA
 1954# Don Perry, UCLA
 1955 Robert Hammond, UCLA
 1956 Philip Mullen, Penn St.
 1957 Garvin Smith, Cal St. L.A.
 1958 Garvin Smith, Cal St. L.A.
 1959 Don Littlewood, Penn St.
 1960 Nelson Hulme, Navy
 1961 Paul Davis, California
 1962# Paul Davis, California

FLYING RINGS

1938 Joe Giallombardo, Illinois
 1939 Ron Hall, Southern California
 1940 Bill Butler, Navy
 1941 Del Daly, Minnesota
 1942 Jim Parker, Navy
 1948 George Hayes, Temple
 1949 Jerry Todd, Southern California
 1950 Bob Schneider, Navy
 1951 Mel Stout, Michigan St.
 1952 Jack Sharp, Florida St.
 1953 Ken Bartlett, Minnesota
 1954 Manuel Procopio, Penn St.
 1955 George Wikler, Southern California
 1956 Fred Hoerner, Navy
 1957 Thomas Darling, Pittsburgh
 1958 Thomas Darling, Pittsburgh
 1959 Jay Werner, Penn St.
 1960 Jay Werner, Penn St.
 John Aaronsohn, Army
 1961 Frank Snay, Navy

15; 7. Southern California, 14.5; 8. Army, 11; 9. Michigan, 10; 10. UCLA, 3; 11. Colorado, 2; 12. Occidental, 1.

1950: 1. Illinois, 26; 2. Temple, 25; 3. Kent St., 24; 4. Michigan, 19; 5. Michigan St., 17.5; 6. Syracuse, 14; 7. Navy, 13; 8. Southern California, 8; 9. Army, 7.5; 10. California, 6.5; 11. Iowa St., 6; 12. Penn St., 5.5; 13. Chicago, 3; 14. Minnesota, 1.

1951: 1. Florida St., 26; 2. (tie) Illinois and Southern California, 23.5; 4. Navy, 18.5; 5. Kent St., 17; 6. Syracuse, 16; 7. Michigan St., 13.5; 8. Army, 9.5; 9. Michigan, 8.5; 10. Temple, 7; 11. Penn St., 5; 12. California, 2; 13. Minnesota, 1.

1952: 1. Florida St., 89.5; 2. Southern California, 75; 3. Illinois, 60.5; 4. Army, 57.5; 5. Minnesota, 29; 6. Michigan St., 26; 7. Iowa, 20.5; 8. Navy, 14.5; 9. Penn St., 14; 10. (tie) UCLA and Michigan, 13.5; 12. Syracuse, 9; 13. Georgia, 8; 14. California, 6.5; 15. Colorado, 6; 16. Indiana, 3; 17. Ohio St., 2.

1953: 1. Penn St., 91.5; 2. Illinois, 68; 3. Syracuse, 51; 4. UCLA, 48.5; 5. Florida St., 43.5; 6. Minnesota, 40; 7. Michigan St., 38; 8. Army, 31.5; 9. Iowa, 29; 10. Southern California, 28; 11. Navy, 23; 12. Ohio St., 7; 13. California, 4.

1954: 1. Penn St., 137; 2. Illinois, 68; 3. Florida St., 62; 4. UCLA, 53.5; 5. Michigan St., 37; 6. Iowa, 27; 7. Southern California, 25; 8. (tie) Syracuse and Temple, 18.5; 10. Cal St. L.A., 15; 11. Ohio St., 11; 12. California, 10.5; 13. Minnesota, 8.5; 14. Michigan, 5; 15. (tie) Chicago and Nebraska, 3; 17. West Virginia, 1.5.

1955: 1. Illinois, 82; 2. Penn St., 69; 3. UCLA, 67.5; 4. Southern California, 56; 5. Michigan St., 55; 6. Iowa, 54.5; 7. Florida St., 44.5; 8. Indiana, 11; 9. (tie) California and Nebraska, 10; 11. (tie) Minnesota and Ohio St., 9; 13. Cal St. L.A., 8.5; 14. Syracuse, 7; 15. Cal Poly Pomona, 6.5; 16. Army, 3; 17. Stanford, 1.

1956: 1. Illinois, 123.5; 2. Penn St., 67.5; 3. Florida St., 64.5; 4. UCLA, 42.5; 5. Michigan, 25; 6. Michigan St., 21.5; 7. (tie) Navy and Cal St. L.A., 17; 9. Iowa, 16; 10. (tie) Army, California and Pittsburgh, 15; 13. Ohio St., 13; 14. Nebraska, 10.5; 15. North Carolina, 9.5; 16. Indiana, 9; 17. Minnesota, 8.5; 18. Western Ill., 8; 19. (tie) Chicago and Fresno St., 2; 21. Georgia Tech, 1.

1957: 1. Penn St., 88.5; 2. Illinois, 80; 3. Florida St., 63.5; 4. Iowa, 50; 5. Army, 36; 6. Michigan, 32.5; 7. Cal St. L.A., 26.5; 8. Western Ill., 26; 9. Pittsburgh, 21.5; 10. Navy, 19; 11. Temple, 13; 12. Michigan St., 11; 13. (tie) California and Syracuse, 7; 15. (tie) Fresno St. and Springfield, 6; 17. San Jose St., 4; 18. Georgia Tech, 3; 19. Indiana, 2.5; 20. Minnesota, 1.

1958: 1. (tie) Michigan St. and Illinois, 79; 3. Penn St., 72.5; 4. Iowa, 49.5; 5. Michigan, 30.5; 6. Army, 27.5; 7. Pittsburgh, 23.5; 8. Western Ill., 23; 9. Florida St., 20.5; 10. Ohio St., 19; 11. Cal St. L.A., 16; 12. Southern California, 14; 13. Cal Poly Pomona, 8.5; 14. Indiana, 8; 15. Navy, 7; 16. (tie) Massachusetts and San Jose St., 6; 18. (tie) Nebraska and Temple, 4; 20. Chicago, 2; 21. Colorado, 1.5.

1959: 1. Penn St., 152; 2. Illinois, 87.5; 3. California, 81.5; 4. Michigan St., 39; 5. Michigan, 33; 6. Iowa, 31; 7. Southern Ill., 20.5; 8. Minnesota, 20; 9. Florida St., 17; 10. Ohio St., 12; 11. Indiana, 10; 12. Pittsburgh, 9.5; 13. (tie) Cal Poly Pomona and San Jose St., 8; 15. (tie) Cal St. L.A. and Army, 6.5; 17. Nebraska, 6; 18. San Diego St., 4.5; 19. Washington, 4; 20. Washington St., 2.

1960: 1. Penn St., 112.5; 2. Southern California, 65.5; 3. Illinois, 59; 4. California, 56.5; 5. Michigan St., 37.5; 6. Iowa, 29.5; 7. Southern Ill., 24.5; 8. UCLA, 24; 9. San Jose St., 20; 10. Navy, 19.5; 11. Springfield, 18; 12. Minnesota, 14; 13. Michigan, 12; 14. (tie) Army and Pittsburgh, 11; 16. Florida St., 10.5; 17. (tie) Colorado St. and Temple, 7.5; 19. Indiana, 6.5; 20. Nebraska, 5.5; 21. Ohio St., 5; 22. Massachusetts, 3.

1961: 1. Penn St., 88.5; 2. Southern Ill., 80.5; 3. Southern California, 78; 4. Michigan, 69.5; 5. (tie) Illinois and Michigan St., 38.5; 7. Navy, 32; 8. California, 22; 9. UCLA, 18.5; 10. Springfield, 18; 11. Ohio St., 17; 12. Temple, 16; 13. Florida St., 11; 14. Syracuse, 9; 15. Pittsburgh, 7.5; 16. (tie) Iowa and Sacramento St., 5; 18. Army, 3; 19. Air Force, 2; 20. Ball St., 5.

1962: 1. Southern California, 95.5; 2. Southern Ill., 75; 3. Michigan, 55; 4. Illinois, 54.5; 5. Michigan St., 52.5;

6. California, 46; 7. UCLA, 26; 8. Penn St., 13.5; 9. Denver, 12.5; 10. Nebraska, 11; 11. Air Force, 9.5; 12. Pittsburgh, 8; 13. Syracuse, 7; 14. (tie) Sacramento St. and Minn. St. Mankato, 6; 16. (tie) Cal St. L.A. and Navy, 5.5; 18. (tie) Arizona, Washington, Army and Washington St., 3.5; 22. Colorado, 1.

1963: 1. Michigan, 129; 2. Southern Ill., 73; 3. Syracuse, 32; 4. Penn St., 31.5; 5. Iowa, 28.5; 6. Southern California, 21; 7. California, 18; 8. UCLA, 15; 9. Washington, 14.5; 10. Wisconsin, 13; 11. (tie) Illinois, Michigan St. and Yale, 11; 14. (tie) Arizona, Nebraska and Temple, 10; 17. (tie) Arizona St., Cal St. L.A. and Cal St. Northridge, 7; 20. (tie) Ohio St. and Air Force, 6.5; 22. Pittsburgh, 6; 23. Illinois St., 5.5; 24. (tie) Iowa St. and Army, 5; 26. (tie) Chicago, Colorado and Florida St., 3; 29. Minnesota, 1.

1964: 1. Southern Ill., 84.5; 2. Southern California, 69.5; 3. Michigan, 65; 4. (tie) Penn St. and Washington, 30; 6. Iowa, 25.5; 7. Denver, 24; 8. Michigan St., 23.5; 9. Wisconsin, 20; 10. California, 19; 11. Nebraska, 18; 12. Cal St. L.A., 15; 13. Air Force, 14.5; 14. (tie) Arizona St., Syracuse and Yale, 11; 17. Temple, 9.5; 18. Illinois St., 6; 19. (tie) Colorado, Iowa St. and Minnesota, 5; 22. Stanford, 2.

1965: 1. Penn St., 68.5; 2. Washington, 51.5.

1966: 1. Southern Ill., 187.20; 2. California, 185.10; 3. Michigan St., 184.75; 4. Iowa St., 184.50; 5. Michigan, 183.35; 6. Penn St., 181.40; 7. Washington, 177.90; 8. Springfield, 176.10; 9. Temple, 168.65; 10. Southern California, 167.80; 11. Arizona, 164.90; 12. Colorado, 77.40.

1967: 1. Southern Ill., 189.55; 2. Michigan, 187.40; 3. Iowa, 186.90; 4. Penn St., 186.15; 5. Iowa St., 185.55; 6. UCLA, 182.30; 7. Springfield, 177.65; 8. Southern California, 176.75; 9. Arizona, 176.30; 10. California, 175.95; 11. Colorado St., 166.90.

1968: 1. California, 188.25; 2. Southern Ill., 188.15; 3. Iowa, 186.55; 4. Temple, 176.45; 5. New Mexico, 177.05; 6. Colorado, 173.45; 7. Colorado St., 172.05; 8. LSU, 136.20.

Note: In 1968, scores for the top four teams are from the team-final session. Scores for all other teams are from the team-preliminary session. From 1969 to present, scores for the top three teams are from the team-final session. Scores for all other teams are from the team-preliminary session.

1969: 1. Iowa, 161.175; 2. Penn St., 160.45; 3. Iowa St., 159.775; 4. California, 156.50; 5. Colorado St., 154.50; 6. Southern Ill., 151.40; 7. Denver, 150.10.

1970: 1. Michigan, 164.150; 2. Iowa St., 164.05; 3. Temple, 159.90; 4. Southern Ill., 159.85; 5. California, 156.35; 6. New Mexico, 156.25; 7. Air Force, 142.85; 8. LSU, 131.85.

1971: 1. Iowa St., 319.075; 2. Southern Ill., 316.65; 3. Penn St., 316.15.

1972: 1. Southern Ill., 315.925; 2. Iowa St., 312.325; 3. Penn St., 311.25; 4. Iowa, 311.80; 5. New Mexico, 311.60; 6. Air Force, 301.15; 7. Washington, 288.60; 8. Ga. Southern, 280.00.

1973: 1. Iowa St., 325.150; 2. Penn St., 323.025; 3. Indiana St., 321.650; 4. Michigan, 318.65; 5. New Mexico, 316.55; 6. California, 312.10; 7. Air Force, 309.55; 8. Iowa, 308.80; 9. LSU, 308.25.

1974: 1. Iowa St., 328.675; 2. Arizona St., 324.900; 3. California, 324.300; 4. Indiana St., 318.60; 5. Iowa, 318.45; 6. LSU, 316.20; 7. Penn St., 311.85; 8. Michigan, 308.75.

1975: 1. California, 437.325; 2. LSU, 433.700; 3. Southern Ill., 431.500; 4. Indiana St., 425.85; 5. Nebraska, 424.40; 6. Michigan, 423.85; 7. Illinois St., 423.50; 8. Arizona St., 418.15.

1976: 1. Penn St., 432.075; 2. LSU, 425.125; 3. California, 421.950; 4. Nebraska, 421.05; 5. Minnesota, 407.60; 6. Arizona St., 402.75; 7. Temple, 395.60; 8. Cal St. Fullerton, 389.50.

1977: 1. (tie) Oklahoma and Indiana St., 434.475; 3. Southern Conn. St., 425.125; 4. Oregon, 423.75; 5. Minnesota, 423.10; 6. LSU, 420.15; 7. Arizona St., 417.80; 8. Southern Ill., 417.15.

1978: 1. Oklahoma, 439.350; 2. Arizona St., 437.075; 3. Southern Conn. St., 435.675; 4. Oregon, 429.40; 5. Indiana St., 428.45; 6. Penn St., 428.20; 7. Minnesota, 427.05; 8. Cal St. Fullerton, 413.60.

All-Time Team Results

1938: 1. Chicago, 22; 2. Illinois, 18; 3. Minnesota, 9; 4. Temple, 8; 5. Army, 7; 6. (tie) UCLA and Gust. Adolphus, 3; 8. Washington, 2.

1939: 1. Illinois, 21; 2. Army, 17; 3. Southern California, 13; 4. Temple, 11; 5. Minnesota, 8; 6. Chicago, 7.

1940: 1. Illinois, 20; 2. (tie) Temple and Navy, 17; 4. Minnesota, 16.5; 5. Chicago, 7.5.

1941: 1. Illinois, 68.5; 2. Minnesota, 52.5; 3. Chicago, 39.5; 4. Temple, 15.5.

1942: 1. Illinois, 39; 2. Penn St., 30; 3. Minnesota, 23; 4. Temple, 20; 5. Chicago, 17; 6. Navy, 13; 7. Army, 12.

1943-47: Meet not held.

1948: 1. Penn St., 55; 2. Temple, 34.5; 3. Illinois, 22.5; 4. Minnesota, 14; 5. California, 12; 6. Michigan, 7; 7. UCLA, 5.5; 8. Nebraska, 1.5; 9. (tie) Southern California and Chicago, 1.

1949: 1. Temple, 28; 2. Minnesota, 18; 3. Illinois, 17.5; 4. (tie) Kent St. and California, 17; 6. Michigan St.,

1979: 1. Nebraska, 448.275; 2. Oklahoma, 446.625; 3. Indiana St., 441.300; 4. Oregon, 436.80; 5. Southern Conn. St., 432.45; 6. Penn St., 431.80; 7. Arizona St., 429.25; 8. Minnesota, 427.30.

1980: 1. Nebraska, 563.300; 2. Iowa St., 557.650; 3. Oregon, 553.450; 4. Oklahoma, 274.200; 5. Southern Conn. St., 273.475; 6. UCLA, 271.450; 7. Arizona St., 269.575; 8. Penn St., 267.100; 9. LSU, 266.400; 10. Ill.-Chicago, 266.000.

1981: 1. Nebraska, 284.600; 2. Oklahoma, 281.950; 3. UCLA, 280.500; 4. Iowa St., 556.60; 5. Oregon, 543.25; 6. Penn St., 533.90; 7. Arizona St., 531.45; 8. Illinois, 529.80; 9. Ohio St., 523.40; 10. Cal St. Fullerton, 499.70.

1982: 1. Nebraska, 285.50; 2. UCLA, 281.05; 3. Penn St., 276.65; 4. Iowa St., 276.05; 5. Ohio St., 273.35; 6. Northern Ill., 272.75; 7. Arizona St., 270.20; 8. Minnesota, 269.30; 9. California, 268.20; 10. Houston Baptist, 266.05.

1983: 1. Nebraska, 287.80; 2. UCLA, 283.90; 3. Penn St., 283.70; 4. Iowa St., 277.65; 5. Ohio St., 277.55; 6. Illinois, 277.25; 7. Oklahoma, 276.60; 8. Northern Ill., 276.25; 9. Southern Ill., 275.95; 10. Arizona St., 274.55.

1984: 1. UCLA, 287.30; 2. Penn St., 281.25; 3. Ohio St., 281.10; 4. Iowa St., 278.85; 5. Nebraska, 277.65; 6. Oklahoma, 277.3; 7. Southern Ill., 276.4; 8. Iowa, 275.95; 9. Illinois, 275.5; 10. Minnesota, 274.85.

1985: 1. Ohio St., 285.35; 2. Nebraska, 284.55; 3. Penn St., 283.05; 4. Arizona St., 284.00; 5. UCLA, 282.75; 6. Iowa, 280.00; 7. Stanford, 279.90; 8. Oklahoma, 278.90; 9. Cal St. Fullerton, 277.85; 10. Southern Ill., 277.55.

1986: 1. Arizona St., 283.90; 2. Nebraska, 283.60; 3. Stanford, 279.50; 4. Oklahoma, 281.70; 5. UCLA, 280.45; 6. Iowa, 279.00; 7. Southern Ill., 278.00; 8. New Mexico, 277.85; 9. Ohio St., 277.00; 10. Penn St., 274.40.

1987: 1. UCLA, 285.30; 2. Nebraska, 284.75; 3. Penn St., 284.20; 4. Oklahoma, 281.25; 5. Iowa, 280.25; 6. New Mexico, 279.70; 7. Houston Baptist, 278.15; 8. Ohio St., 276.45; 9. Minnesota, 274.75; 10. Cal St. Fullerton, 274.05.

1988: 1. Nebraska, 288.150; 2. Illinois, 287.150; 3. UCLA, 285.150; 4. Stanford, 283.850; 5. Iowa, 283.050; 6. Houston Baptist, 280.700; 7. Minnesota, 280.550; 8. Oklahoma, 280.300; 9. Ohio St., 279.650; 10. Penn St., 278.550.

1989: 1. Illinois, 283.400; 2. Nebraska, 282.300; 3. Minnesota, 280.550; 4. UCLA, 282.600; 5. Houston Baptist, 281.300; 6. Stanford, 279.250; 7. Ohio St., 278.950; 8. Arizona St., 276.350; 9. Penn St., 275.150; 10. Iowa, 272.200.

1990: 1. Nebraska, 287.400; 2. Minnesota, 287.300; 3. UCLA, 283.850; 4. Iowa, 281.000; 5. Ohio St., 280.500; 6. Oklahoma, 280.250; 7. Penn St., 279.900; 8. New Mexico, 274.650.

1991: 1. Oklahoma, 288.025; 2. Penn St., 285.500; 3. UCLA, 284.825; 4. Minnesota, 285.550; 5. Stanford, 282.475; 6. Ohio St., 282.400; 7. Nebraska, 282.200; 8. Iowa, 279.050.

1992: 1. Stanford, 289.575; 2. Nebraska, 288.950; 3. Ohio St., 286.250; 4. Minnesota, 285.375; 5. Iowa, 283.950; 6. Brigham Young, 281.350; 7. Penn St., 281.225; 8. UCLA, 280.800.

1993: 1. Stanford, 276.500; 2. Nebraska, 275.500; 3. Ohio St., 274.050; 4. Oklahoma, 281.425; 5. Minnesota, 281.300; 6. Illinois, 277.800.

1994: 1. Nebraska, 288.250; 2. Stanford, 285.925; 3. Ohio St., 285.025; 4. Oklahoma, 282.550; 5. Iowa, 281.050; 6. Penn St., 276.375.

1995: 1. Stanford, 232.400; 2. Nebraska, 231.525; 3. Penn St., 229.775; 4. Ohio St., 228.725; 5. Oklahoma, 228.725; 6. Iowa, 227.925.

1996: 1. Ohio St., 232.150; 2. California, 231.775; 3. Stanford, 229.925; 4. Iowa, 230.525; 5. Oklahoma, 228.200; 6. Penn St., 224.600.

1997: 1. California, 233.825; 2. Oklahoma, 232.725; 3. Iowa, 231.800; 4. Ohio St., 231.275; 5. Penn St., 228.975; 6. Stanford, 228.650.

1998: 1. California, 231.200; 2. Iowa, 229.675; 3. Illinois, 228.000; 4. Oklahoma, 228.250; 5. Brigham Young, 227.425; 6. Ohio St., 226.750.

1999: 1. Michigan, 232.550; 2. Ohio St., 230.850; 3. Nebraska, 229.600; 4. Penn St., 228.200; 5. Brigham Young, 227.150; 6. Stanford, 226.700.

2000: 1. Penn St., 231.975; 2. Michigan, 231.850; 3. Iowa, 231.525; 4. Oklahoma, 230.850; 5. California, 230.825; 6. Ohio St., 230.800.

2001: 1. Ohio St., 218.125; 2. Oklahoma, 217.775; 3. California, 216.775; 4. Michigan, 216.175; 5. Penn St., 212.125; 6. Michigan St., 211.875.

2002: 1. Oklahoma, 219.300; 2. Ohio St., 218.650; 3. California, 217.650; 4. Michigan, 215.050; 5. Iowa, 213.225; 6. Stanford, 212.775.

2003: 1. Oklahoma, 222.600; 2. Ohio St., 220.700; 3. Penn St., 219.950; 4. Michigan, 217.850; 5. Illinois, 217.125; 6. Iowa, 215.250.

Ice Hockey

DIVISION I



2003 Championship

Edited by: Ty Halpin

Highlights

Gophers Repeat: Minnesota became the first team to repeat in the since 1972, defeating New Hampshire, 5-1, in the title game April 12 in Buffalo, New York.

Minnesota won its second straight title and fifth overall, becoming the first school to accomplish a repeat since Boston University in 1971-72.

Thomas Vanek broke open a tie game in the third period, pushing the Gophers to a four-goal explosion in the third period. Vanek beat New Hampshire goaltender Michael Ayers 8:14 into the third period for the game-winning goal. Minnesota's Barry Tallackson scored twice, and Matt DeMarchi and Jon Waibel also scored.

The Gophers (30-8-9) joined Wisconsin and Denver in the five-title club. Michigan is first with nine championships, followed by North Dakota with seven.

The title game was played in front of 18,759 fans at HSBC Arena, setting the record for the building. The mark is the second-best all-time for the Frozen Four.

For more, see the April 28, 2003 issue of the NCAA News at www.ncaa.org on the World Wide Web.

Minnesota's Barry Tallackson scores a third-period goal against New Hampshire, helping the Golden Gophers to a 5-1 win.

Results

EAST REGIONAL SEMIFINALS

MARCH 29 AT PROVIDENCE, RHODE ISLAND

Cornell 5, Minn. St. Mankato 2

Minn. St. Mankato	1	1	0	—2
Cornell	2	1	2	—5

First period: C—Mike Knoepfli (Doug Murray), 1:53; C—Shane Hynes (Knoepfli, Matt Moulson), 9:07 (pp); M—Dana Sorensen (Grant Stevenson, Shane Joseph). Penalties: M—Christian Toll (charging), 7:29; M—Stevenson (hooking), 15:09; M—Peter Runkel (holding), 15:48.

Second period: M—Brock Becker (Jeff Marler, Runkel), 3:26 (pp); C—Hynes (Moulson, Charlie Cook), 13:56 (pp). Penalties: C—Shane Palahicky (hooking), 2:49; M—Toll (obstruction-tripping), 12:16; Kyle Paluczak (boarding), 16:01.

Third period: C—Knoepfli (Cook), 6:42; C—Sam Paolini (Ryan Vesce, Stephen Baby), 10:34 (pp). Penalties: M—Cole Bassett (10-minute misconduct), 9:51; M—Stevenson (hit after whistle), 10:13; C—Vesce (holding), 11:28; M—Runkel (high-sticking), 14:01; M—Stevenson (hit after whistle), 16:42; C—Travis Bell (hit after whistle), 16:42.

Shots on goal: Minn. St. Mankato 11-3-6—20; Cornell 11-18-7—36. Saves: Minn. St. Mankato (Jon Volp) 31; Cornell (Dave Leneveu) 18. Penalties: M—9 for 26 min.; C—4 for 8 min. Referee: Steve Piotrowski. Assistant Referees: John LaDuke, Kevin Langseth.

Boston College 1, Ohio St. 0

Ohio St.	0	0	0	—0
Boston College	1	0	0	—1

First period: BC—Tony Voce (J.D. Forrest), 5:56 (sh). Penalties: BC—Justin Dziama (cross-checking), 2:43; BC—Ryan Murphy (slashing), 4:44; OSU—Rod Pelley (interference), 6:47; BC—Voce (obstruction-holding stick), 14:33; OSU—Team (too many on ice);

Second period: No scoring. Penalties: BC—Brett Peterson (holding), 1:12; OSU—Daymen Bencharki (charging),

2:40; OSU—Ryan Kesler (cross-checking) 5:51; BC—Ty Hennes (interference), 17:55.

Third period: No scoring. Penalties: BC—John Adams (hooking), 3:14; OSU—Reed Whiting (roughing), 6:53; OSU—Pete Broccoli (high-sticking), 11:00; BC—Peter Harrold (interference), 11:10; BC—Voce (roughing), 16:13; OSU—Scott May (roughing), 16:13; OSU—Paul Caponigri (cross-checking), 18:04; BC—A.J. Walker (holding the stick), 18:04.

Shots on goal: Ohio St. 9-9-8—26; Boston College 5-8-8—21. Saves: Ohio St. (Mike Betz) 20; Boston College (Matti Kaltiainen) 26. Penalties: OSU—8 for 16 min.; BC—9 for 18 min. Referee: Don Adams. Assistant Referees: Rick Looker, Kyle Bergren. Attendance: 6,583.

EAST REGIONAL FINAL

MARCH 30 AT PROVIDENCE, RHODE ISLAND

Cornell 2, Boston College 1 (ot)

Boston College	0	1	0	0	0	—1
Cornell	1	0	0	0	1	—2

First period: C—Ryan Vesce (unassisted), 10:05. Penalties: C—Cam Abbott (kneeing), 6:10; C—Doug Murray (holding), 7:00; BC—Bill Cass (interference), 11:17; BC—Brett Peterson (obstruction-holding stick), 16:12; C—Vesce (tripping), 19:58.

Second period: BC—J.D. Forrest (Voce, Ben Eaves), 8:00. Penalties: C—Travis Bell (boarding), 1:53; BC—Andrew Alberts (roughing), 4:38; BC—Dave Spina (high-sticking), 7:48; C—Jeremy Downs (holding the stick), 7:48; BC—John Adams (obstruction-hooking), 17:08; C—Daniel Pegoraro (obstruction-hooking), 18:24.

Third period: No scoring. C—Vesce (obstruction-holding), 4:17; BC—A.J. Walker (holding), 8:12.

First overtime: No scoring. Penalties: none.

Second overtime: C—Matt McRae (unassisted), 1:09. Penalties: none.

Shots on goal: Boston College 6-5-8-8-0—27; Cornell 10-8-7-10-1—36. Saves: Boston College (Matti Kaltiainen) 34; Cornell (Dave Leneveu) 26. Penalties: BC—6 for 12 min.; C—7 for 14 min. Referee: Don Adam. Assistant Referees: Rick Looker, Kyle Bergren. Attendance: 7,489.

NORTHEAST REGIONAL SEMIFINALS

MARCH 28 AT WORCESTER, MASSACHUSETTS

Boston U. 6, Harvard 4

Harvard	2	1	1	—4
Boston U.	2	1	3	—6

First period: BU—Brian Collins (Bryan Miller, Dave VanderGulik), 3:39 (pp); H—Brendan Bernakevitch (Tim Pettit), 4:07; BU—Matt Radoslovich (Ryan Priem), 14:57; H—Tyler Kolarik (Pettit, Norm Welch), 17:06 (pp). Penalties: H—Tyler Kolarik (boarding), 3:09; H—Kenny Smith (hit after whistle), 9:01; BU—Collins (high-sticking), 16:17; H—Noah Welch (roughing), 18:57; BU—Ken Magowan (slashing), 18:57; H—Ryan Lannon (butt-ending), 19:44; H—Lannon (disqualification), 19:44.

Second period: H—Brett Nowak (Kolarik), 8:33; BU—Brad Zancanaro (Ken Magowan, Frantisek Sklada), 14:44. Penalties: BU—Freddy Meyer (roughing), 12:22; BU—Justin Maiser (interference), 16:36; H—Dennis Packard (roughing), 19:41; BU—Miller (holding), 19:41. Third period: BU—Mark Mullen (Brian McConnell), 0:45; BU—Miller (McConnell), 2:03 (pp); BU—Skladany (unassisted), 3:34; H—Dominic Moore (Charlie Johnson, Pettit), 7:53 (pp). Penalties: H—Welch (hooking), 1:55; BU—Maiser (obstruction-holding), 7:02; H—Aaron Kim (roughing), 10:38; H—McCulloch (hooking), 13:57; H—McCulloch (10-minute misconduct), 13:57; BU—Meyer (interference), 15:39.

Shots on goal: Harvard 11-13-14—38; Boston U. 14-5-12—31. Saves: Harvard (Dov Grumet-Morris) 25; Boston U. (Sean Fields) 34. Penalties: H—10 for 39 min.; BU—7 for 14 min. Referee: Mike Schmitt. Assistant Referees: Nate Freeman, Craig Hanson.

New Hampshire 5, St. Cloud St. 2

St. Cloud St.	1	1	0	—2
New Hampshire	2	2	1	—5

First period: NH—Colin Hemingway (Lanny Gare, Joshua Prudden), 0:10; SC—Ryan Malone (unassisted), 8:11 (pp); NH—Hemingway (Garrett Stafford), 18:47 (pp). Penalties: NH—Kevin Truelson (holding), 0:52; SC—Malone (obstruction-holding), 3:31; NH—Prudden (slashing), 6:40; NH—Truelson (playing without helmet), 7:13; SC—Matt Gens (cross-checking), 11:44; NH—Mick

Mounsey (roughing), 14:47; SC—Brock Hooton (high-sticking), 14:47; SC—Mike Doyle (elbowing) 16:58; NH—Truelson (roughing), 18:37; SC—Matt Hendricks (high-sticking), 18:37.

Second period: NH—Preston Callander (Jim Abbott, Justin Akins), 1:20; SC—Jeff Finger (Matt Hendricks), 3:53; NH—Sean Collins (Steve Saviano, Nathan Martz), 7:08 (pp). Penalties: SC—Joe Jensen (hooking), 6:31; SC—Tim Conboy (holding), 11:22.

Third period: NH—Callander (Akins, Hemingway), 12:08 (pp). Penalties: NH—Prudden (obstruction-holding), 0:28; SC—Hendricks (obstruction-holding), 2:44; NH—Garrett Stafford (holding), 4:22; SC—Dave Iannazzo (cross-checking), 7:25; SC—Hendricks (boarding), 10:21; NH—Tim Horst (interference), 15:10; SC—Hendricks (cross-checking), 19:50.

Shots on goal: St. Cloud St. 8-10-19—37; New Hampshire 14-10-6—30. Saves: St. Cloud St. (Jake Moreland) 25; New Hampshire (Michael Ayers) 35. Penalties: SC—11 for 22 min.; NH—8 for 16 min. Referee: Steve McInchak. Assistant Referees: Tony Molina, Bruce Vida. Attendance: 9,024.

NORTHEAST REGIONAL FINAL

**MARCH 29 AT WORCESTER, MASSACHUSETTS
New Hampshire 3, Boston U. 0**

Boston U.....	0	0	0—0
New Hampshire.....	1	0	2—3

First period: NH—Joshua Prudden (Preston Callander, Jim Abbott), 13:09 (pp). Penalties: BU—Freddy Meyer (roughing), 9:34; NH—Prudden (roughing), 9:34; BU—Bryan Miller (holding), 12:18; NH—Garrett Stafford (holding), 15:11; NH—Justin Aikins (high-sticking), 18:29.

Second period: No scoring. Penalties: NH—Colin Hemingway (slashing), 1:04; NH—Robbie Barker (roughing), 4:18; BU—Ryan Priem (cross-checking), 13:09; BU—Brian McConnell (slashing), 13:47; NH—Mike Lubesnick (hooking), 17:58.

Third period: NH—Patrick Foley (Justin Aikins, Abbott), 9:12; NH—Sean Collins (unassisted). Penalties: BU—Brian Collins (roughing), 19:34; NH—Prudden (roughing), 19:34.

Shots on goal: Boston U. 10-6-11—27; New Hampshire 7-6-14—27. Saves: Boston U. (Sean Fields) 24; New Hampshire (Michael Ayers) 27. Penalties: BU—5 for 10 min.; NH—7 for 14 min. Referee: Mike Schmitt. Assistant Referees: Nate Freeman, Craig Hanson. Attendance: 8,927.

MIDWEST REGIONAL SEMIFINALS

**MARCH 29 AT ANN ARBOR, MICHIGAN
Colorado Col. 4, Wayne St. (Mich.) 2**

Wayne St. (Mich.).....	0	1	1—2
Colorado Col.....	1	2	1—4

First period: CC—Brett Sterling (James Laux, Tom Preissing), 16:26 (pp). Penalties: CC—Jason Jozsa (tripping), 4:00; WS—Team (too many men), 7:11; CC—Tyler Liebel (slashing), 7:46; WS—Billy Collins (holding the stick), 8:29; CC—Brett Sterling (interference), 8:43; CC—Andrew Canzanella (checking from behind), 10:28; CC—Canzanella (game misconduct); WS—Maxim Starchenko (holding the stick), 14:30; WS—Starchenko (obstruction-tripping), 18:05.

Second period: WS—Keith Stanich (Dustin Kingston, Jason Durbin), 4:51; CC—Laux (Colin Stuart), 5:31; CC—Noah Clarke (Sterling, Tom Preissing), 14:09 (pp). Penalties: CC—Reid Goolsby (roughing), 2:51; WS—Keith Stanich (obstruction-tripping), 13:13; CC—Marty Sertich (slashing), 18:01; WS—Dustin Kingston (roughing), 18:01; CC—Colin Stuart (hooking), 19:27.

Third period: WS—Billy Collins (Greg Poupard, Keith Stanich), 6:31; CC—Tom Preissing (Peter Sejna, Noah Clarke), 10:02 (pp). Penalties: CC—Jason Jozsa (obstruction-hooking), 7:39; WS—Nathan Rosychuk (obstruction-hooking), CC—Mark Stuart (hooking), 13:52; CC—Tyler Liebel (interference), 16:40; WS—Jon Brink (slashing), 16:40; CC—Sterling (slashing).

Shots on goal: Wayne St. (Mich.) 5-9-11—25; Colorado Col. 7-15-9—31. Saves: Wayne St. (Mich.) (David Guerrero) 27; Colorado Col. (Curtis McElhinney) 23. Penalties: WS—8 for 16 min.; CC—12 for 35 min. Referee: Dan Murphy. Assistant Referees: Kevin Sullivan, Peter Fiola.

Michigan 2, Maine 1

Michigan.....	0	0	2—2
Maine.....	0	0	1—1

First period: No scoring. Penalties: MI—Brandon Rogers (obstruction-holding), 9:24; ME—Prestin Ryan (checking from behind), 12:06.

Second period: No scoring. Penalties: MI—Jed Ortmeier (tripping), 8:12; ME—Travis Wright (elbowing), 8:12; ME—Ryan (cross-checking), 13:11; MI—Rogers (holding), 17:31.

Third period: MI—Eric Nystrom (Michael Woodford); ME—Colin Shields (Martin Kariya, Lucas Lawson); MI—Ortmeier (Jeff Tambellini, Nystrom), 18:29 (pp). Penalties: MI—Rogers (tripping), 4:44; MI—Danny Richmond (obstruction-holding), 13:09; ME—Travis Wight (holding), 17:58; ME—Ryan (cross-checking), 18:29; MI—John Shouneyia (cross-checking), 18:29.

Shots on goal: Michigan 11-6-7—24; Maine 6-13-8—27. Saves: Michigan (Al Montoya) 34; Maine (Frank Doyle) 25. Penalties: MI—6 for 12 min.; ME—5 for 10 min. Referee: Derek Shepherd. Assistant Referees: Dan Carey, Tim Swaider. Attendance: 6,798.

MIDWEST REGIONAL FINAL

**MARCH 29 AT ANN ARBOR, MICHIGAN
Michigan 5, Colorado Col. 3**

Michigan.....	2	1	2—5
Colorado Col.....	2	1	0—3

First period: MI—Eric Nystrom (Dwight Helminen, Mark Mink), 2:22; CC—Brett Sterling (Peter Sejna, Noah Clarke), 8:10 (pp); CC—Sejna (Clarke, Preissing), 10:42 (pp); MI—Milan Gajic (David Moss, Mike Roemensky), 17:18. Penalties: CC—Richard Petiot (obstruction-holding), 4:38; CC—Tom Preissing (cross-checking), 5:54; MI—Jed Ortmeier (interference), 7:40; MI—Brandon Kaleniecki (holding), 8:48; CC—Joey Crabb, (roughing), 8:48; MI—Nystrom (checking from behind), 9:41; CC—Scott Polaski, (tripping), 13:56; MI—Jeff Tambellini (cross-checking), 19:27.

Second period: MI—Mark Mink (unassisted), 1:23 (sh); CC—Brett Sterling (Tyler Liebel), 11:57. Penalties: CC—Crabb (roughing), 2:14; MI—Brandon Rogers (roughing), 2:14; MI—Mike Roemensky (obstruction-holding), 5:11; CC—Trevor Frischmon(holding), 7:43; CC—Joe Cullen (cross-checking), 9:48; CC—Richard Petiot (obstruction-holding), 12:57.

Third period: MI—Jason Ryznar (unassisted), 4:25; MI—Mink (Nystrom), 19:42 (pp). Penalties: MI—Brandon Rogers (slashing), 3:31; CC—Andrew Canzanella (hooking), 4:19; MI—Jed Ortmeier (boarding), 10:08; CC—Tyler Liebel (hooking), 17:47.

Shots on goal: Michigan 11-13-8—32; Colorado Col. 8-11-5—24. Saves: Michigan (Al Montoya) 21, Colorado Col. (Curtis McElhinney) 27. Penalties: MI—8 for 16 min.; CC—10 for 20 min. Referee: Dan Murphy. Assistant Referees: Kevin Sullivan, Peter Fiola. Attendance: 6,781.

WEST REGIONAL SEMIFINALS

**MARCH 28 AT MINNEAPOLIS
Ferris St. 5, North Dakota 2**

North Dakota.....	0	0	2—2
Ferris St.....	1	2	2—5

First period: FS—Derek Nesbitt (Chris Kunitz, Mike Kinzie), 14:10 (pp). Penalties: ND—Kevin Spiewak (interference), 0:23; FS—Kevin Caudill (tripping), 6:56; FS—Mike Kinzie (high-sticking), 11:50; ND—Matt Greene (high-sticking), 11:50; ND—Ryan Hale (high-sticking), 12:59; FS—Kunitz (charging), 20:00.

Second period: FS—Simon Mangos (Kunitz, Troy Milam), 15:42 (pp); FS—Jeff Legue (Derek Nesbitt, Kunitz), 18:04. Penalties: ND—Mike Pripch (unsportsmanlike conduct), 4:14; FS—Brett Smith (unsportsmanlike conduct), 4:14; FS—Matt York (unsportsmanlike conduct), 5:04; ND—Brandon Bochenski (roughing), 9:44; FS—Troy Milam (roughing), 9:44; FS—Phil Meyer (hit after whistle), 9:44; FS—Meyer (10-minute misconduct), ND—Lee Marvin (roughing), 11:56; FS—Matt York (roughing), 11:56; ND—Brian Canady (roughing), 15:21.

Third period: ND—David Lundbohm (Brandon Bochenski, Matt Jones), 7:25; FS—Greg Rallo (Trevor Large), 9:11; ND—Hale (Pripch, Nick Fuher), 15:34; FS—Large (Phil Meyer), 19:42. Penalties: ND—James Massen (holding), 16:49; FS—Matt York (roughing) 16:49.

Shots on goal: North Dakota 12-14-20—46; Ferris St. 10-10-7—27. Saves: North Dakota (Jake Brandt 17, Josh Siembida 5) 22, Ferris St. (Mike Brown) 44. Penalties: ND—8 for 16 min.; FS—10 for 28 min. Referee: Scott Hansen. Assistant Referees: Bob Bernard, Joe Andrews.

Minnesota 9, Mercyhurst 2

Mercyhurst.....	0	0	2—2
Minnesota.....	3	5	1—9

First period: MN—Grant Potulny (Gino Guyer, Barry Tallackson), 1:15; MN—Keith Ballard (Guyer), 4:33; MN—Potulny (Matt Demarchi, Guyer), 14:59. Penalties: MC—David Wrigley (checking from behind), 6:35.

Second period: MN—Barry Tallackson (Guyer), 1:40; MN—Thomas Vanek (Ballard), 4:10; MN—Paul Martin (Jerrid Reinholz), 5:07; MN—Jon Waibel (Jake Fleming, Garrett Smaagaard), 5:34; MN—Ballard (Fleming), 13:57; Penalties: MN—Vanek (hit after whistle), 7:00; MC—Preston Briggs (hit after whistle), 7:00; MC—Conrad Martin (high-sticking).

Third period: MN—Potulny (Guyer, Tallackson), 1:05; MC—Wrigley (Adam Tackaberry), 4:33; MC—Scott Reynolds (Dave Borrelli, Adam Rivers), 7:21. Penalties: MN—Potulny (interference), 3:54; MN—Troy Riddle (slashing), 6:12; MN—Joey Martin (holding), 8:05; MC—Nolan Brown (slashing), 18:24.

Shots on goal: Mercyhurst 3-8-7—18; Minnesota 11-27-18—56. Saves: Mercyhurst (Andy Franck) 47, Minnesota (Travis Weber) 16. Penalties: MC—4 for 8 min.; MN—4 for 8 min. Referee: Jon Gravalese. Assistant Referees: Tom Quinn, Joe Ross. Attendance: 9,554.

WEST REGIONAL FINAL

**MARCH 28 AT MINNEAPOLIS
Minnesota 7, Ferris St. 4**

Ferris St.....	2	1	1—4
Minnesota.....	5	1	1—7

First period: MN—Matt Koalska (Thomas Vanek), 0:13; MN—Keith Ballard (unassisted), 1:38 (pp); MN—Jake Fleming (Garrett Smaagaard), 6:09; FS—Chris Kunitz (Phil Meyer), 12:02; MN—Vanek (unassisted), 12:41; FS—Kunitz (Derek Nesbitt), 17:48 (sh); MN—Matt Demarchi (Tyler Hirsch, Barry Tallackson), 18:54 (pp). Penalties: FS—Phil Lewandowski (slashing), 6:35; FS—Kunitz (tripping), 7:00; FS—Simon Mangos (roughing), 10:35; MN—Matt Koalska (roughing), 10:35; FS—Troy Milam (obstruction-hooking), 17:27.

Second period: FS—Nesbitt (unassisted), 12:43 (sh); MN—Vanek (Matt Koalska), 19:31. Penalties: MN—Ballard (kneeing), 7:18; FS—Kevin Caudill (cross-checking), 12:11; FS—Mike Kinzie (charging), 15:14; FS—Carter Thomson (10-minute misconduct), 15:14; MN—Team (too many men), 17:04.

Third period: FS—Phil Lewandowski (Nick Field), 2:04; MN—Jon Waibel (Smaagaard, Fleming), 10:31. Penalties: FS—Derrick McIver (slashing), 3:33; FS—Team (too many men), 7:08; MN—Koalska (holding the stick), 10:43; FS—Lewandowski (boarding), 17:50.

Shots on goal: Ferris St. 6-7-7—20; Minnesota 25-12-12—49. Saves: Ferris St. (Mike Brown) 42, Minnesota (Justin Johnson 4, Travis Weber, 12) 16. Penalties: FS—10 for 28 min.; MN—4 for 8 min. Referee: Scott Hansen. Assistant Referees: Bob Bernard, Joe Andrews. Attendance: 9,622.

SEMIFINALS

**APRIL 10 AT BUFFALO, NEW YORK
New Hampshire 3, Cornell 2**

New Hampshire.....	1	2	0—3
Cornell.....	0	1	1—2

First period: NH—Tim Horst (Tyler Scott), 14:21. Penalties: NH—Garrett Stafford (holding), 5:08; C—Travis Bell (hooking), 16:17.

Second period: NH—Steve Saviano (Nathan Martz, Sean Collins), 1:23; NH—Saviano (Martz), 7:10 (pp); C—Ryan Vesce (Stephen Baby, Doug Murray), 9:38 (pp). Penalties: NH—Jim Abbott (hooking), 2:12; C—Matt Moulson (goaltending interference), 5:51; NH—Brian Yandle (cross-checking), 8:04; NH—Patrick Foley (boarding), 10:40; NH—Kevin Truelson (holding), 16:08; C—Doug Murray (roughing), 19:56.

Third period: C—Chris Abbott (Cam Abbott, Greg Hornby), 9:52.

Penalties: NH—Tyler Scott (interference), 3:28; C—Shane Hynes (high-sticking), 16:52.

Shots on goal: New Hampshire 11-3-7—21; Cornell 7-11-3—21. Saves: New Hampshire (Michael Ayers) 19; Cornell (David LeNeveu) 18. Penalties: NH—6 for 12 min.; C—4 for 8 min. Referee: Don Adam. Assistant Referees: Nathan Freeman, Craig Hansen. Attendance: 19,022.

Minnesota 3, Michigan 2 (ot)

Michigan.....1 1 0 0—2
Minnesota.....0 1 1 1—3

First period: MI—Brandon Kaleniecki (Andrew Ebbett), 9:33. Penalties: MI—Jed Ortmeier (tripping), 2:52; MN—Matt DeMarchi (obstruction-interference), 4:39; MN—Keith Ballard (holding), 14:26; MI—Mark Mink (high-sticking), 17:15; MN—Gino Guyer (cross-checking), 18:49.

Second period: MI—Ortmeier (Jeff Tambellini), 14:38; MN—Troy Riddle (Thomas Vanek, Matt Koalska), 17:45.

Penalties: MI—Brandon Rogers (holding), 1:34; MI—Al Montoya (tripping), 12:07.

Third period: MN—Guyer (Barry Tallackson, Chris Harrington), 1:35. Penalties: MN—Harrington (holding), 4:05; MN—Harrington (holding), 7:49.

Shots on goal: Michigan 15-6-10-2—33; Minnesota 5-15-8-4—32. Saves: Michigan (Al Montoya) 29; Minnesota (Travis Weber) 31. Penalties: MI—4 for 8 min.; MN—5 for 10 min. Referee: Scott Hansen. Assistant Referees: Bob Bernard, Joe Andrews. Attendance: 18,702.

CHAMPIONSHIP GAME

APRIL 12

Minnesota 5, New Hampshire 1

New Hampshire..... 1 0 0—1
Minnesota..... 1 0 4—5

First period: MN—Matt DeMarchi (Garrett Smaagaard), 10:58; NH—Sean Collins (Nathan Martz, Justin Aikins),

19:41 (pp). Penalties: NH—Colin Hemingway (charging), 8:57; MN—Keith Ballard (roughing), 11:35; NH—Aikins (hooking), 13:12; MN—Smaagaard (hit after whistle), 18:01.

Second period: No scoring. Penalties: NH—Patrick Foley (charging), 2:33; MN—Thomas Vanek (cross-checking), 3:10; NH—Brian Yandle (interference), 15:27; MN—Judd Stevens (obstruction-holding); 18:39.

Third period: MN—Vanek (Matt Koalska), 8:14; MN—Jon Waibel (Vanek), 11:25; MN—Barry Tallackson (Gino Guyer, Chris Harrington), 13:34 (pp); MN—Tallackson (Grant Potulny), 18:31. Penalties: NH—Nathan Martz (roughing), 11:43; NH—Tim Horst (hooking), 18:46; MN—Jake Fleming (slashing), 18:46.

Shots on goal: New Hampshire 7-9-11—27; Minnesota 16-14-15—45. Saves: New Hampshire (Michael Ayers) 40; Minnesota (Travis Weber) 26. Penalties: NH—6 for 12 min.; MN—6 for 12 min. Referee: Steve Piotrowski. Assistant Referees: John LaDuke, Kevin Langseth. Attendance: 18,759.

History

Team Results

Year	Champion (Record)	Coach	Score	Runner-Up	Site	Championship Game Attendance	Championship Total Attendance
1948	Michigan (20-2-1)	Vic Heyliger	8-4	Dartmouth	Colorado Springs, Colo.	2,700	—
1949	Boston College (21-1)	John "Snooks" Kelley	4-3	Dartmouth	Colorado Springs, Colo.	—	—
1950	Colorado Col. (18-5-1)	Cheddy Thompson	13-4	Boston U.	Colorado Springs, Colo.	3,000	—
1951	Michigan (22-4-1)	Vic Heyliger	7-1	Brown	Colorado Springs, Colo.	—	—
1952	Michigan (22-4)	Vic Heyliger	4-1	Colorado Col.	Colorado Springs, Colo.	—	—
1953	Michigan (17-7)	Vic Heyliger	7-3	Minnesota	Colorado Springs, Colo.	2,700	—
1954	Rensselaer (18-5)	Ned Harkness	5-4 (ot)	Minnesota	Colorado Springs, Colo.	—	—
1955	Michigan (18-5-1)	Vic Heyliger	5-3	Colorado Col.	Colorado Springs, Colo.	2,700	—
1956	Michigan (20-2-1)	Vic Heyliger	7-5	Michigan Tech	Colorado Springs, Colo.	—	—
1957	Colorado Col. (25-5)	Thomas Bedeck	13-6	Michigan	Colorado Springs, Colo.	—	—
1958	Denver (24-10-2)	Murray Armstrong	6-2	North Dakota	Minneapolis	7,878	—
1959	North Dakota (20-10-1)	Bob May	4-3 (ot)	Michigan St.	Troy, N.Y.	—	—
1960	Denver (27-4-3)	Murray Armstrong	5-3	Michigan Tech	Boston	—	—
1961	Denver (30-1-1)	Murray Armstrong	12-2	St. Lawrence	Denver	5,363	—
1962	Michigan Tech (29-3)	John MacInnes	7-1	Clarkson	Utica, N.Y.	4,210	—
1963	North Dakota (22-7-3)	Barry Thorndycraft	6-5	Denver	Boston	4,200	—
1964	Michigan (24-4-1)	Allen Renfrew	6-3	Denver	Denver	5,296	—
1965	Michigan Tech (24-5-2)	John MacInnes	8-2	Boston College	Providence, R.I.	2,600	—
1966	Michigan St. (16-13)	Amo Bessone	6-1	Clarkson	Minneapolis	3,101	—
1967	Cornell (27-1-1)	Ned Harkness	4-1	Boston U.	Syracuse, N.Y.	6,571	—
1968	Denver (28-5-1)	Murray Armstrong	4-0	North Dakota	Duluth, Minn.	5,453	—
1969	Denver (26-6)	Murray Armstrong	4-3	Cornell	Colorado Springs, Colo.	4,625	—
1970	Cornell (29-0)	Ned Harkness	6-4	Clarkson	Lake Placid, N.Y.	2,000	—
1971	Boston U. (28-2-1)	Jack Kelley	4-2	Minnesota	Syracuse, N.Y.	6,017	—
1972	Boston U. (26-4-1)	Jack Kelley	4-0	Cornell	Boston	14,995	—
1973	Wisconsin (29-9-2)	Bob Johnson	4-2	#Denver	Boston	8,055	—
1974	Minnesota (22-12-6)	Herb Brooks	4-2	Michigan Tech	Boston	7,132	—
1975	Michigan Tech (32-10)	John MacInnes	6-1	Minnesota	St. Louis	6,838	—
1976	Minnesota (28-14-2)	Herb Brooks	6-4	Michigan Tech	Denver	5,311	16,498
1977	Wisconsin (37-7-1)	Bob Johnson	6-5 (ot)	Michigan	Detroit	14,437	26,042
1978	Boston U. (30-2)	Jack Parker	5-3	Boston College	Providence, R.I.	11,038	38,277
1979	Minnesota (32-11-1)	Herb Brooks	4-3	North Dakota	Detroit	7,011	16,635
1980	North Dakota (31-8-1)	John "Gino" Gasparini	5-2	Northern Mich.	Providence, R.I.	5,811	27,068
1981	Wisconsin (27-14-1)	Bob Johnson	6-3	Minnesota	Duluth, Minn.	5,420	49,466
1982	North Dakota (35-12)	John "Gino" Gasparini	5-2	Wisconsin	Providence, R.I.	9,272	53,993
1983	Wisconsin (33-10-4)	Jeff Sauer	6-2	Harvard	Grand Forks, N.D.	6,370	61,180
1984	Bowling Green (34-8-2)	Jerry York	5-4 (4 ot)	Minn. Duluth	Lake Placid, N.Y.	7,813	68,533
1985	Rensselaer (35-2-1)	Mike Addesa	2-1	Providence	Detroit	16,282	80,069
1986	Michigan St. (34-9-2)	Ron Mason	6-5	Harvard	Providence, R.I.	8,341	57,826
1987	North Dakota (40-8)	John "Gino" Gasparini	5-3	Michigan St.	Detroit	16,632	72,717
1988	Lake Superior St. (33-7-6)	Frank Anzalone	4-3 (ot)	St. Lawrence	Lake Placid, N.Y.	7,906	90,682
1989	Harvard (31-3)	Bill Cleary	4-3 (ot)	Minnesota	St. Paul, Minn.	15,406	139,170
1990	Wisconsin (36-9-1)	Jeff Sauer	7-3	Colgate	Detroit	12,716	116,848
1991	Northern Mich. (38-5-4)	Rick Comley	8-7 (3 ot)	Boston U.	St. Paul, Minn.	12,564	106,870
1992	Lake Superior St. (30-9-4)	Jeff Jackson	5-3	#Wisconsin	Albany, N.Y.	12,891	67,363
1993	Maine (42-1-2)	Shawn Walsh	5-4	Lake Superior St.	Milwaukee	17,704	80,433
1994	Lake Superior St. (31-10-4)	Jeff Jackson	9-1	Boston U.	St. Paul, Minn.	15,197	76,016
1995	Boston U. (31-6-3)	Jack Parker	6-2	Maine	Providence, R.I.	11,484	65,624
1996	Michigan (33-7-2)	Gordon "Red" Berenson	3-2 (ot)	Colorado Col.	Cincinnati	12,957	65,778
1997	North Dakota (31-10-2)	Dean Blais	6-4	Boston U.	Milwaukee	17,537	84,728
1998	Michigan (32-11-1)	Gordon "Red" Berenson	3-2 (ot)	Boston College	Boston	18,276	79,362
1999	Maine (31-6-4)	Shawn Walsh	3-2 (ot)	New Hampshire	Anaheim, Calif.	14,447	56,847

Year	Champion (Record)	Coach	Score	Runner-Up	Site	Championship Game Attendance	Championship Total Attendance
2000	North Dakota (31-8-5)	Dean Blais	4-2	Boston College	Providence, R.I.	11,484	69,421
2001	Boston College (33-8-2)	Jerry York	3-2 (ot)	North Dakota	Albany, N.Y.	13,667	77,168
2002	Minnesota (32-8-4)	Don Lucia	4-3(ot)	Maine	Saint Paul, Minnesota	19,324	94,135
2003	Minnesota (30-8-9)	Don Lucia	5-1	New Hampshire	Buffalo, N.Y.	18,759	121,261

#Participation in the tournament vacated by the NCAA Committee on Infractions.

Attendance figures from 1948-1979 are from game summaries or newspaper accounts; figures from 1980 to present are from NCAA financial reports.

Leading Scorers, Year-by-Year

Year	Player, School	G	A	P
1948	Wally Gacek, Michigan	5	3	8
1949	Gil Burford, Michigan	3	4	7
1950	Chris Ray, Colorado Col.	5	4	9
	Tony Frasca, Colorado Col.	3	6	9
1951	Omer Brandt, Colorado Col.	3	3	6
1952	George Chin, Michigan	2	2	4
	Doug Philpott, Michigan	1	3	4
1953	George Chin, Michigan	2	4	6
	Doug Philpott, Michigan	3	3	6
1954	Dick Dougherty, Minnesota	6	3	9
	John Mayasich, Minnesota	4	5	9
	Bill McFarland, Michigan	4	5	9
1955	Bill Cleary, Harvard	5	0	5
	Bill McFarland, Michigan	4	1	5
1956	Neil MacDonald, Michigan	0	5	5
1957	Bob McCusker, Colorado Col.	7	2	9
1958	Grant Childerhose, Clarkson	0	5	5
	Bob Van Lammers, Clarkson	5	0	5
1959	Bill Daley, Boston College	2	3	5
1960	Paul Coppo, Michigan Tech	2	5	7
1961	Bill Masterton, Denver	5	3	8
1962	John Ivanitz, Michigan Tech	4	2	7
1963	Al McLean, North Dakota	3	2	5
	Bob Hamill, Denver	3	2	5
1964	Tom Polonic, Michigan	1	4	5
	Gordon Wilkie, Michigan	0	5	5
1965	Gary Milroy, Michigan Tech	3	3	6
1966	John McLennan, Clarkson	1	4	5
1967	Walt Stanowski, Cornell	2	2	4
	Brian McAndrew, Michigan St.	2	2	4
	Tom Mikkola, Michigan St.	2	2	4
1968	Brian Cornell, Cornell	4	0	4
	John Hughes, Cornell	0	4	4
1969	Keith Magnuson, Denver	1	5	6
1970	Bob Poffenroth, Wisconsin	2	5	7
1971	Dean Blais, Minnesota	4	1	5
1972	Ron Anderson, Boston U.	2	2	4
	Ric Jordan, Boston U.	2	2	4
	Dave Westner, Cornell	4	0	4
	Gary Winchester, Wisconsin	3	1	4
1973	*Peter McNabb, Denver	3	5	8
	(Bob Reardon, Boston College)	4	1	5
1974	Jim McMahon, Harvard	3	3	6
1975	Bob D'Alvise, Michigan Tech	3	3	6
	Terry Meagher, Boston U.	5	1	6
	Bill Robbins, Boston U.	0	6	6
1976	Tom Vannelli, Minnesota	2	5	7
1977	Rick Meagher, Boston U.	4	3	7
	Dave Silk, Boston U.	5	2	7
1978	Jack O'Callahan, Boston U.	0	6	6
	Dave Silk, Boston U.	3	3	6
1979	Mark Taylor, North Dakota	1	5	6
1980	Phil Sykes, North Dakota	3	4	7
1981	Aaron Broten, Minnesota	6	7	13
1982	Phil Sykes, North Dakota	6	2	8
1983	Pat Flatley, Wisconsin	3	6	9
1984	Lyle Phair, Michigan St.	3	5	8
1985	Bill Watson, Minn. Duluth	3	6	9
1986	Lane MacDonald, Harvard	4	7	11
	Mitch Messier, Michigan St.	5	6	11
1987	Tony Hrkac, North Dakota	3	9	12
1988	Pete Lappin, St. Lawrence	5	3	8
1989	Rob Gaudreau, Providence	6	4	10
1990	Tony Amonte, Boston U.	7	6	13
1991	Dave Trombley, Clarkson	3	8	11
1992	Brian Rolston, Lake Superior St.	4	4	8
1993	Jim Montgomery, Maine	5	4	9
1994	Gerald Tallaire, Lake Superior St.	3	7	10
1995	Nick Checco, Minnesota	3	2	5

	Kaj Linna, Boston U.	3	2	5
	Steve Thornton, Boston U.	1	4	5
1996	Brendan Concannon, Mass.-Lowell	2	4	6
	Brendan Morrison, Michigan	2	4	6
	Bill Muckalt, Michigan	4	2	6
1997	Casey Hankinson, Minnesota	3	3	6
	Matt Henderson, North Dakota	4	2	6
1998	Matt Herr, Michigan	2	4	6
	Mark Kosick, Michigan	3	3	6
1999	Steve Kariya, Maine	4	4	8
2000	Brian Gionta, Boston College	4	3	7
2001	Bryan Lundbohm, North Dakota	2	5	7
2002	Robert Liscak, Maine	4	3	7
2003	Thomas Vanek, Minnesota	5	3	8

*later vacated

All-Tournament Teams

*Most Outstanding Player(s).
#Participation in tournament vacated.

(1948-2001)

1948

- G—Bernie Burke, Boston College
- D—Connie Hill, Michigan
- D—Ron Newson, Colorado Col.
- F—Wally Grant, Michigan
- F—Bill Riley, Dartmouth
- F—Joe Riley, Dartmouth *

1949

- G—Dick Desmond, Dartmouth *
- D—Ed Songin, Boston College
- D—Mike Thayer, Dartmouth
- F—Wally Grant, Michigan
- F—Jack Mulhern, Boston College
- F—Joe Riley, Dartmouth

1950

- G—Ralph Bevins, Boston U. *
- D—Ross Smith, Michigan
- D—Jim Starrak, Colorado Col.
- F—Bill Anderson, Boston U.
- F—Tony Frasca, Colorado Col.
- F—Jack Garrity, Boston U.

1951

- G—Don Whiston, Brown *
- D—Bob Heathcott, Michigan
- D—Jim Starrak, Colorado Col.
- F—Gil Burford, Michigan
- F—Neil Celley, Michigan
- F—John Matchefts, Michigan

1952

- G—Ken Kinsley, Colorado Col. *
- D—Jim Haas, Michigan
- D—Len Maccini, Colorado Col.
- F—George Chin, Michigan
- F—John McKennell, Michigan
- F—Doug Philpott, Michigan

1953

- G—Jimmy Mattson, Minnesota
- D—Alex MacLellan, Michigan
- D—Tom Wegleitner, Minnesota
- F—John Matchefts, Michigan *
- F—Dick Meredith, Minnesota
- F—Abbie Moore, Rensselaer

1954

- G—Bob Fox, Rensselaer
- D—Jim Pope, Rensselaer
- D—Ken Yackel, Minnesota
- F—Frank Chiarelli, Rensselaer
- F—John Mayasich, Minnesota
- F—Abbie Moore, Rensselaer *
- F—Gordie Peterkin, Rensselaer

1955

- G—Lorne Howes, Michigan
- D—Phil Hilton, Colorado Col. *
- D—Doug Silverberg, Colorado Col.
- F—Bill Cleary, Harvard
- F—Bill MacFarland, Michigan
- F—Tom Rendall, Michigan

1956

- G—Lorne Howes, Michigan *
- D—Bob Pitts, Michigan
- D—Bob Schiller, Michigan
- F—Pete Aubry, Michigan Tech
- F—Tom Rendall, Michigan
- F—Ed Switzer, Michigan

1957

- G—Ed MacDonald, Clarkson
- D—Bob Pitts, Michigan
- D—Don Wishart, Colorado Col.
- F—Bill Hay, Colorado Col.
- F—Bob McCusker, Colorado Col. *
- F—Tom Rendall, Michigan

1958

- G—Rodney Schneck, Denver
- D—Bill Steenson, North Dakota
- D—Ed Zemrau, Denver
- F—Murray Massier, Denver *
- F—Bob Van Lammers, Clarkson
- F—Jim Brown, Denver

1959

- G—Joe Selinger, Michigan St.
- D—Joe Jangro, Boston College
- D—Pat Presley, St. Lawrence
- F—Reg Morelli, North Dakota *
- F—Bill MacKenzie, Michigan St.
- F—Ed Thomlinson, North Dakota

1960

- G—Barry Urbanski, Boston U. *
- D—Marty Howe, Denver
- D—George Konik, Denver
- F—Lou Angotti, Michigan Tech *
- F—Paul Coppo, Michigan Tech
- F—Bob Marquis, Boston U. *

1961

- G—Mike Larson, Minnesota
- D—Marty Howe, Denver
- D—Grant Munro, Denver
- F—Trent Beatty, Denver
- F—Bill Masterton, Denver *
- F—Jerry Walker, Denver

1962

- G—Richie Broadbelt, St. Lawrence
- D—Henry Akervall, Michigan Tech
- D—Elov Seger, Michigan Tech
- F—Lou Angotti, Michigan Tech *
- F—Red Berenson, Michigan
- F—John Ivanitz, Michigan Tech

1963

- G—Tom Apprille, Boston College
- D—George Goodacre, North Dakota

D—Don Ross, North Dakota
 F—Al McLean, North Dakota *
 F—Dave Merrifield, North Dakota
 F—Don Stokaluk, North Dakota

1964

G—Bob Gray, Michigan *
 D—Tom Polonic, Michigan
 D—Wayne Smith, Denver
 F—Andy Herrebut, Denver
 F—Bill Staub, Denver
 F—Gordon Wilkie, Michigan

1965

G—Tony Esposito, Michigan Tech
 D—Dennis Huculak, Michigan Tech
 D—Pete Leiman, Michigan Tech
 F—John Cunniff, Boston College
 F—Gary Milroy, Michigan Tech *
 F—Wayne Weller, Michigan Tech

1966

G—Gaye Cooley, Michigan St. *
 D—Don Heaphy, Michigan St.
 D—Wayne Smith, Denver
 F—Mike Coppo, Michigan St.
 F—Tom Hurley, Clarkson
 F—Brian McAndrew, Michigan St.

1967

G—Ken Dryden, Cornell
 D—Harry Orr, Cornell
 D—Walt Stanowski, Cornell *
 F—Mike Doran, Cornell
 F—Tom Mikkola, Michigan St.
 F—Jim Quinn, Boston U.

1968

G—Gerry Powers, Denver *
 D—Terry Abram, North Dakota
 D—Keith Magnuson, Denver
 F—Bryan Cornell, Cornell
 F—Bob Munro, North Dakota
 F—Bob Trembecky, Denver

1969

G—Gerry Powers, Denver
 D—Keith Magnuson, Denver *
 D—Bruce Pattison, Cornell
 F—Brian Cornell, Cornell
 F—Tom Miller, Denver
 F—Bob Trembecky, Denver

1970

G—Bruce Bullock, Clarkson
 D—Steve Giuliani, Cornell
 D—Dan Lodboa, Cornell *
 F—John Hughes, Cornell
 F—Rick Magnusson, Clarkson
 F—Bob Poffenroth, Wisconsin

1971

G—Dan Brady, Boston U. *
 D—Bob Brown, Boston U.
 D—Bruce McIntosh, Minnesota
 F—Dean Blais, Minnesota
 F—Don Cahoon, Boston U.
 F—Steve Stirling, Boston U.

1972

G—Tim Regan, Boston U. *
 D—Bob Brown, Boston U.
 D—Ric Jordan, Boston U.
 F—John Danby, Boston U.
 F—Bob Krieger, Denver
 F—Dave Westner, Cornell
 F—Gary Winchester, Wisconsin

1973

G—Jim Makey, Wisconsin
 D—Bruce Affleck, Denver #
 D—John Taft, Wisconsin
 F—Stan Hinkley, Wisconsin
 F—Peter McNab, Denver #
 F—Dean Talaious, Wisconsin *

1974

G—Brad Shelstad, Minnesota *
 D—Les Auge, Minnesota
 D—Jim Nahrgang, Michigan Tech
 F—Steve Jensen, Michigan Tech
 F—Jim McMahon, Harvard
 F—Mike Polich, Minnesota

1975

G—Jim Warden, Michigan Tech *
 D—Reed Larson, Minnesota
 D—Bob Lorimer, Michigan Tech
 F—Bob D'Alvise, Michigan Tech
 F—Steve Jensen, Michigan Tech
 F—Warren Miller, Minnesota

1976

No team named
 MOP—Tom Vannelli, F, Minnesota

1977

G—Julian Baretta, Wisconsin *
 D—Craig Norwich, Wisconsin
 D—John Taft, Wisconsin
 F—Dave Debol, Michigan
 F—Rick Meagher, Boston U.
 F—Dave Silk, Boston U.

1978

G—Paul Skidmore, Boston College
 D—Dick Lamby, Boston U.
 D—Jack O'Callahan, Boston U. *
 F—Mark Fidler, Boston U.
 F—Joe Mullen, Boston College
 F—Dave Silk, Boston U.

1979

G—Steve Janaszak, Minnesota *
 D—Mike Ramsey, Minnesota
 D—Howard Walker, North Dakota
 F—Steve Christoff, Minnesota
 F—Eric Strobel, Minnesota
 F—Mark Taylor, North Dakota

1980

G—Steve Weeks, Northern Mich.
 D—Mark Chorney, North Dakota
 D—Tom Laidlaw, Northern Mich.
 F—Roy Kerling, Cornell
 F—Doug Smail, North Dakota *
 F—Phil Sykes, North Dakota

1981

G—Marc Behrend, Wisconsin *
 D—Mike Knoke, Minnesota
 D—Tim Watters, Michigan Tech
 F—Steve Bozek, Northern Mich.
 F—Aaron Broten, Minnesota
 F—John Newberry, Wisconsin

1982

G—Darren Jensen, North Dakota
 D—Bruce Driver, Wisconsin
 D—James Patrick, North Dakota
 F—Cary Eades, North Dakota
 F—John Newberry, Wisconsin
 F—Phil Sykes, North Dakota *

1983

G—Marc Behrend, Wisconsin *
 D—Chris Chelios, Wisconsin
 D—Mark Fusco, Harvard
 F—Pat Flatley, Wisconsin
 F—Scott Fusco, Harvard
 F—Paul Houck, Wisconsin

1984

G—Rick Kosti, Minn. Duluth
 G—Gary Kruzich, Bowling Green *
 D—Dave Ellett, Bowling Green
 D—Gary Galley, Bowling Green
 F—Dean Barsness, North Dakota
 F—Bob Lasko, Minn. Duluth
 F—Lyle Phair, Michigan St.

1985

G—Chris Terreri, Providence *
 D—Tim Friday, Rensselaer
 D—Ken Hammond, Rensselaer
 F—Adam Oates, Rensselaer
 F—George Servinis, Rensselaer
 F—Bill Watson, Minn. Duluth

1986

G—Norm Foster, Michigan St.
 D—Mark Benning, Harvard
 D—Don McSween, Michigan St.
 F—Allen Bourbeau, Harvard
 F—Mike Donnelly, Michigan St. *
 F—Jeff Parker, Michigan St.

1987

G—Ed Belfour, North Dakota
 D—Ian Kidd, North Dakota
 D—Chris Luongo, Michigan St.
 D—Don McSween, Michigan St.
 F—Tony Hrkac, North Dakota *
 F—Bob Joyce, North Dakota
 F—Corey Millen, Minnesota

1988

G—Bruce Hoffort, Lake Superior St. *
 D—Kord Cernich, Lake Superior St.
 D—Brian McColgan, St. Lawrence
 F—David Capuano, Maine
 F—Mike de Carle, Lake Superior St.
 F—Pete Lappin, St. Lawrence

1989

G—Allain Roy, Harvard
 D—Todd Richards, Minnesota
 D—Kevin Sneddon, Harvard
 F—Jon Anderson, Minnesota
 F—Ted Donato, Harvard *
 F—Lane MacDonald, Harvard

1990

G—Duane Derksen, Wisconsin
 D—Rob Andringa, Wisconsin
 D—Mark Osiecki, Wisconsin
 F—John Byce, Wisconsin
 F—Joel Gardner, Colgate
 F—Chris Tancill, Wisconsin *

1991

G—Bill Pye, Northern Mich.
 D—Lou Melone, Northern Mich.
 D—Brad Werenka, Northern Mich.
 F—Tony Amonte, Boston U.
 F—Scott Beattie, Northern Mich. *
 F—Jean-Yves Roy, Maine

1992

G—Darrin Madeley, Lake Superior St.
 D—Mark Astley, Lake Superior St.
 D—Barry Richter, Wisconsin #
 F—Paul Constantin, Lake Superior St. *
 F—Brian Rolston, Lake Superior St.
 F—Jason Zent, Wisconsin #

1993

G—Garth Snow, Maine
 D—Chris Imes, Maine
 D—Michael Smith, Lake Superior St.
 F—Paul Kariya, Maine
 F—Jim Montgomery, Maine *
 F—Brian Rolston, Lake Superior St.

1994

G—Blaine Lacher, Lake Superior St.
 D—Keith Aldridge, Lake Superior St.
 D—Steven Barnes, Lake Superior St.
 F—Clayton Beddoes, Lake Superior St.
 F—Mike Pomichter, Boston U.
 F—Sean Tallaire, Lake Superior St. *

1995

G—Blair Allison, Maine
 D—Chris Imes, Maine
 D—Kaj Linna, Boston U.

F—Shawn Bates, Boston U.
 F—Chris O’Sullivan, Boston U. *
 F—Dan Shermerhorn, Maine

1996

G—Marty Turco, Michigan
 D—Steven Halko, Michigan
 D—Scott Swanson, Colorado Col.
 F—Peter Geronazzo, Colorado Col.
 F—Brendan Morrison, Michigan *
 F—Martin St. Louis, Vermont

1997

G—Aaron Schweitzer, North Dakota
 D—Curtis Murphy, North Dakota
 D—Tom Poti, Boston U.
 F—Chris Drury, Boston U.
 F—Matt Henderson, North Dakota *
 F—David Hoogsteen, North Dakota

1998

G—Marty Turco, Michigan *
 D—Bubba Berenzweig, Michigan
 D—Mike Mottau, Boston College
 F—Mark Kosick, Michigan
 F—Josh Langfeld, Michigan
 F—Marty Reasoner, Boston College

1999

G—Alfie Michaud, Maine*
 D—David Cullen, Maine
 D—Jayme Filipowicz, New Hampshire
 F—Niko Dimitrakos, Maine
 F—Jason Krog, New Hampshire
 F—Mike Souza, New Hampshire

2000

G—Karl Goehring, North Dakota
 D—Mike Mottau, Boston College
 D—Mike Commodore, North Dakota
 F—Bryan Lundbohm, North Dakota
 F—Jeff Farkas, Boston College
 F—Lee Goren, North Dakota*

2001

G—Scott Clemmensen, Boston College
 D—Rob Scuderi, Boston College
 D—Travis Roche, North Dakota
 F—Krys Kolanos, Boston College
 F—Bryan Lundbohm, North Dakota
 F—Chuck Kobasew, Boston College*

2002

G—Adam Hauser, Minnesota
 D—Peter Metcalf, Maine
 D—Michael Schutte, Maine
 F—John Pohl, Minnesota
 F—Robert Liscak, Maine
 F—Grant Potulny, Minnesota*

2003

G—Travis Weber, Minnesota
 D—Matt DeMarchi, Minnesota
 D—Paul Martin, Minnesota
 F—Nathan Martz, New Hampshire
 F—Steve Saviano, New Hampshire
 F—Thomas Vanek, Minnesota*

Individual Records

(Note: Records established beginning in 1981 are from eight-team format. Records established beginning in 1988 are from 12-team format. Records established beginning in 1992 are from 12-team, single-elimination format.)

ALL GAMES

GOALS

5—Carl Lawrence, Colorado Col. vs. Boston College, 1950 (semifinal); Gil Burford, Michigan vs. Boston College, 1950 (third place).

GOALS, TOURNAMENT

7—Bob McCusker, Colorado Col., 1957 (2 games); Shawn Heaphy, Michigan St., 1989 (5 games); Tony Amonte, Boston U., 1990 (7 games).

GOALS, CAREER

14—Corey Millen, Minnesota, 1983 and 1985-87.

FASTEST GAME-OPENING GOAL

:06—David Emma, Boston College vs. Minnesota, 1990 (quarterfinal).

FASTEST CONSECUTIVE GOALS

:13—Bert Dunn, Michigan vs. Boston U., 1953 (semifinal).

FASTEST HAT TRICK

4:20—Warren Miller, Minnesota vs. Harvard, 1975 (semifinal, third period).

ASSISTS

5—Bob Poffenroth, Wisconsin vs. Michigan Tech, 1970 (third place); Kevin Miller, Michigan St. vs. Boston College, 1986 (first round, Game 1); Gino Guyer, Minnesota vs. Mercyhurst, 2003 (West Regional)

ASSISTS, TOURNAMENT

9—Tony Hrkac, North Dakota, 1987 (4 games); Shawn McEachern, Boston U., 1990 (7 games).

ASSISTS, CAREER

17—Larry Olimb, Minnesota, 1989-92.

POINTS

7—John Mayasich, Minnesota vs. Boston College, 1954 (semifinal) (3 goals, 4 assists).

POINTS, TOURNAMENT

13—Aaron Brolen, Minnesota, 1981 (4 games, 6 goals, 7 assists); Tony Amonte, Boston U., 1990 (7 games, 7 goals, 6 assists).

POINTS, CAREER

23—Jim Dowd, Lake Superior St., 1988-91 (8 goals, 15 assists).

PENALTIES

8—Randy Skarda, Minnesota vs. Maine, 1988 (third place).

FEWEST GOALS ALLOWED, TOURNAMENT (Minimum two Games)

1—Ken Dryden, Cornell, 1967 (74 saves, 2 games); Gerry Powers, Denver, 1968 (31 saves, 2 games); Tim Regan, Boston U., 1972 (65 saves, 2 games).

SHUTOUTS, TOURNAMENT

1—22 players (most recent: Matti Kallitainen, Boston College (1) vs. Ohio St. (0), 2003 [first round]; Mike Ayers, New Hampshire (3) vs. Boston U. (0), 2003 [first round]).

SHUTOUTS, CAREER

2—Marty Turco, Michigan, 1995-98; Karl Goehring, North Dakota, 1999-2001.

SAVES

77—Rick DiPietro, Boston U. vs. St. Lawrence, 2000 (ER, 4 ot)

SAVES, TOURNAMENT

185—Chris Terreri, Providence, 1985 (4 games).

SAVES, CAREER

356—Scott Clemmensen, Boston College, 1998-2001.

SAVE PERCENTAGE, TOURNAMENT (Minimum two Games and 100 Minutes)

.986—Ken Dryden, Cornell, 1967 (1 goal allowed, 71 saves).

SAVE PERCENTAGE, CAREER

(Minimum four Games and 200 Minutes)

.948—Chris Terreri, Providence, 1983 and 1985 (15 goals allowed, 275 saves).

GOALS-AGAINST AVERAGE, TOURNAMENT (Minimum two Games and 100 Minutes)

0.50—Ken Dryden, Cornell, 1967 (1 goal allowed); Gerry Powers, Denver, 1968 (1 goal allowed); Tim Regan, Boston U., 1972 (1 goal allowed).

GOALS-AGAINST AVERAGE, CAREER (Minimum four Games and 200 Minutes)

1.50—Gerry Powers, Denver, 1968-69 (6 goals allowed).

GOALIE VICTORIES, TOURNAMENT

4—Eight players (most recent: Marty Turco, Michigan, 1998).

GOALIE VICTORIES, CAREER

10—Scott Clemmensen, Boston College, 1998-2001 (3 losses).

GOALIE WINNING PERCENTAGE, CAREER (Minimum four Decisions)

1.000—Five players (best perfect record: 5-0, Darren Jensen, North Dakota, 1980 and 1982).

CHAMPIONSHIP GAME

GOALS

4—Chris Ray, Colorado Col. vs. Boston U., 1950; Bob McCusker, Colorado Col. vs. Michigan, 1957; Doug Small, North Dakota vs. Northern Mich., 1980.

FASTEST GAME-OPENING GOAL

:20—Luc St. Jean, Clarkson vs. Cornell, 1970.

FASTEST CONSECUTIVE GOALS

:51—John MacMillan, Denver vs. Michigan Tech, 1960 (third period).

FASTEST HAT TRICK

4:35—Jim Montgomery, Maine vs. Lake Superior St., 1993 (third period).

ASSISTS

4—Tom Vannelli, Minnesota vs. Michigan Tech, 1976; Phil Sykes, North Dakota vs. Northern Mich., 1980; Gerald Tallaire, Lake Superior St. vs. Boston U., 1994.

POINTS

6—Wally Gacek, Michigan vs. Dartmouth, 1948 (3 goals, 3 assists); Chris Ray, Colorado Col. vs. Boston U., 1950 (4 goals, 2 assists); Bob McCusker, Colorado Col. vs. Michigan, 1957 (4 goals, 2 assists).

PENALTIES

4—Bunt Hubchik, Colorado Col. vs. Michigan, 1955; Ed Zemrau, Denver vs. North Dakota, 1958; Bob Pallante, Michigan Tech vs. Clarkson, 1962; Craig Woodcroft, Colgate vs. Wisconsin, 1990.

FEWEST GOALS ALLOWED

0—Gerry Powers, Denver vs. North Dakota, 1968; Tim Regan, Boston U. vs. Cornell, 1972.

SAVES

55—Rick Kosti, Minn. Duluth vs. Bowling Green, 1984 (4 ot).

Team Records

(Note: Records established beginning in 1981 are from eight-team format. Records established beginning in 1988 are from 12-team format. Records established beginning in 1992 are from 12-team, single-elimination format.)

ALL GAMES

GOALS

14—Michigan vs. Boston U., (2), 1953 (semifinal); Minnesota vs. Boston College (1), 1954 (semifinal).

GOALS, BOTH TEAMS

19—Colorado Col. (13) vs. Michigan (6), 1957 (final).

GOALS, PERIOD

10—Colorado Col. vs. Boston U., 1950 (final, third).

GOALS, BOTH TEAMS, PERIOD

13—Colorado Col. (10) vs. Boston U. (3), 1950 (final, third).

GOALS, TOURNAMENT

30—Boston U., 1990 (seven games).

GOALS, LOSING TEAM

7—Boston U. vs. Brown (8), 1976 (third place); Boston U. vs. Northern Mich. (8), 1991 (final, 3 ot).

FEWEST GOALS

0—22 times (most recent: Ohio St. (0), 2003 [East Regional First Round]; Boston U (0), 2003 [Northeast Regional Championship]).

FEWEST GOALS, BOTH TEAMS

1—Cornell (1) vs. North Dakota (0), 1967 (semifinal);

Denver (1) vs. Harvard (0), 1971 (third place); Boston College (1) vs. Ohio St. (0) (East Regional Semifinal).

WINNING MARGIN

13—Minnesota (14) vs. Boston College (1), 1954 (semifinal).

LARGEST MARGIN OVERCOME

4—Wisconsin (6) vs. Cornell (5), 1973 (trailed 4-0, semifinal, ot); Boston U. (6) vs. New Hampshire (5), 1977 (trailed 5-1, third place).

FASTEST CONSECUTIVE GOALS

:05—Michigan (Gordon McMillan and Wally Gacek) vs. Dartmouth, 1948 (final).

FASTEST CONSECUTIVE GOALS, BOTH TEAMS

:07—Michigan Tech (Bill Terry) then Minnesota (Aaron Broten), 1981 (semifinal).

ASSISTS

19—Boston U. vs. Harvard, 1975 (third place, 10 goals).

ASSISTS, BOTH TEAMS

27—Boston U. (19) vs. Harvard (8), 1975 (third place, 15 goals).

ASSISTS, TOURNAMENT

52—Clarkson, 1991 (6 gamers).

FEWEST ASSISTS (Excluding Shutouts)

0—11 times (most recent: Colorado Col. vs. North Dakota, 1997 [semifinal, 2 goals]).

FEWEST ASSISTS, BOTH TEAMS

2—Clarkson (1) vs. Harvard (1), 1957 (third place, 3 goals); Cornell (2) vs. North Dakota, 1967 (semifinal, 1 goal); Denver (2) vs. Harvard, 1971 (third place, 1 goal); Minn. Duluth (1) vs. North Dakota (1), 1984 (semifinal, 3 goals, ot).

POINTS

30—Colorado Col. vs. Michigan, 1957 (final, 13 goals, 17 assists); Denver vs. St. Lawrence, 1961 (final, 12 goals, 18 assists).

POINTS, BOTH TEAMS

42—Boston U. (10 goals, 19 assists) vs. Harvard (5 goals, 8 assists), 1975 (third place).

POINTS, TOURNAMENT

81—Clarkson, 1991 (29 goals, 52 assists, 6 games).

FEWEST POINTS (Excluding Shutouts)

1—10 times (most recent: Quinnipiac vs. Cornell, 2002 ER, 1 goal).

FEWEST POINTS, BOTH TEAMS

2—Boston College (1 goal, 1 assist) vs. Ohio St., 2003 (East Regional Semifinal).

PENALTIES

23—Minnesota vs. Maine, 1988 (third place).

PENALTIES, BOTH TEAMS

43—Minnesota (23) vs. Maine (20), 1988 (third place).

FEWEST PENALTIES

0—Boston College vs. Michigan, 1950 (third place); Michigan vs. Boston College, 1950 (third place); Boston U. vs. Denver, 1960 (semifinal); Harvard vs. Boston U., 1974 (third place); Miami (Ohio) vs. Cornell, 1997 (West regional).

FEWEST PENALTIES, BOTH TEAMS

0—Michigan vs. Boston College, 1950 (third place).

SHOTS ON GOAL

80—St. Lawrence vs. Boston U., 2000 (ER, 4 ot)

SHOTS ON GOAL, BOTH TEAMS

154—Boston U. (74) vs. St. Lawrence (80), 2000 (ER, 4 ot)

SHOTS ON GOAL, PERIOD

26—Minnesota vs. Providence, 1983 (third place, third, 2 goals).

SHOTS ON GOAL, BOTH TEAMS, PERIOD

40—Minnesota (23) vs. Michigan St. (17), 1986 (semifinal, second, 5 goals).

FEWEST SHOTS ON GOAL

9—Boston College vs. Denver, 1968 (semifinal, 1 goal).

FEWEST SHOTS ON GOAL, BOTH TEAMS

38—Denver (29) vs. Boston College (9), 1968 (semifinal, 5 goals).

FEWEST SHOTS ON GOAL, PERIOD

0—Wisconsin vs. Cornell, 1970 (semifinal, third); Northern Mich. vs. Harvard, 1993 (East regional, third).

FEWEST SHOTS ON GOAL, BOTH TEAMS, PERIOD

6—Harvard (6) vs. Northern Mich. (0), 1993 (East regional, third, 0 goals).

LONGEST GAME

123:53—St. Lawrence (3) vs. Boston U. (2), 2000 (ER, 4 ot)

CHAMPIONSHIP GAME**GOALS**

13—Colorado Col. vs. Boston U. (4), 1950; Colorado Col. vs. Michigan (6), 1957.

GOALS, BOTH TEAMS

19—Colorado Col. (13) vs. Michigan (6), 1957.

GOALS, PERIOD

10—Colorado Col. vs. Boston U., 1950 (third).

GOALS, BOTH TEAMS, PERIOD

13—Colorado Col. (10) vs. Boston U. (3), 1950 (third).

GOALS, LOSING TEAM

7—Boston U. vs. Northern Mich. (8), 1991 (3 ot).

FEWEST GOALS

0—North Dakota vs. Denver (4), 1968; Cornell vs. Boston U. (4), 1972.

FEWEST GOALS, BOTH TEAMS

3—Rensselaer (2) vs. Providence (1), 1985.

WINNING MARGIN

10—Denver (12) vs. St. Lawrence (2), 1961.

LARGEST MARGIN OVERCOME

3—Minnesota (6) vs. Michigan Tech (4), 1976 (trailed 3-0); Northern Mich. (8) vs. Boston U. (7), 1991 (trailed 3-0, 3 ot).

FASTEST CONSECUTIVE GOALS

:05—Michigan (Gordon McMillan and Wally Gacek) vs. Dartmouth, 1948 (third period).

FASTEST CONSECUTIVE GOALS, BOTH TEAMS

:08—Boston U. (Jack Garrity), then Colorado Col. (Tony Frasca), 1950.

ASSISTS

18—Denver vs. St. Lawrence, 1961 (12 goals).

ASSISTS, BOTH TEAMS

23—Northern Mich. (12) vs. Boston U. (11), 1991 (3 ot) (15 goals).

FEWEST ASSISTS (Excluding Shutouts)

1—Brown vs. Michigan, 1951 (1 goal); Colorado Col. vs. Michigan, 1952 (1 goal); Clarkson vs. Michigan Tech, 1962 (1 goal).

FEWEST ASSISTS, BOTH TEAMS

4—Michigan (2) vs. Colorado Col. (2), 1955 (8 goals); Denver (4) vs. North Dakota, 1968 (4 goals); Providence (2) vs. Rensselaer (2), 1985 (3 goals).

POINTS

30—Colorado Col. vs. Michigan, 1957 (13 goals, 17 assists); Denver vs. St. Lawrence, 1961 (12 goals, 18 assists).

POINTS, BOTH TEAMS

40—Colorado Col. (13 goals, 17 assists) vs. Michigan (6 goals, 4 assists), 1957.

FEWEST POINTS (Excluding Shutouts)

2—Brown vs. Michigan, 1951 (1 goal, 1 assist); Colorado Col. vs. Michigan, 1952 (1 goal, 1 assist); Clarkson vs. Michigan Tech, 1962 (1 goal, 1 assist).

FEWEST POINTS, BOTH TEAMS

7—Rensselaer (2 goals, 2 assists) vs. Providence (1 goal, 2 assists), 1985.

PENALTIES

18—Colgate vs. Wisconsin, 1990.

PENALTIES, BOTH TEAMS

32—Colgate (18) vs. Wisconsin (14), 1990.

FEWEST PENALTIES

1—Michigan Tech vs. Denver, 1960.

FEWEST PENALTIES, BOTH TEAMS

4—Brown (2) vs. Michigan (2), 1951.

SHOTS ON GOAL

60—Bowling Green vs. Minn. Duluth, 1984 (4 ot) (5 goals).

SHOTS ON GOAL, BOTH TEAMS

96—Bowling Green (60) vs. Minn. Duluth (36), 1984 (4 ot) (9 goals).

SHOTS ON GOAL, PERIOD

23—Colorado Col. vs. Michigan, 1955 (third, 2 goals).

SHOTS ON GOAL, BOTH TEAMS, PERIOD

36—Michigan Tech (22) vs. Michigan (14), 1956 (first, 7 goals).

FEWEST SHOTS ON GOAL

17—Denver vs. North Dakota, 1963 (5 goals).

FEWEST SHOTS ON GOAL, BOTH TEAMS

41—North Dakota (23) vs. Michigan St. (18), 1987 (8 goals).

FEWEST SHOTS ON GOAL, PERIOD (Excluding Overtime)

2—Denver vs. North Dakota, 1963 (third, 1 goal); Michigan St. vs. North Dakota, 1987 (first, 0 goals); Boston U. vs. Lake Superior St., 1994 (first, 0 goals).

FEWEST SHOTS ON GOAL, BOTH TEAMS, PERIOD (Excluding Overtime)

8—Colorado Col. (5) vs. Michigan (3), 1996 (first, 1 goal).

LONGEST GAME

97:11—Bowling Green (5) vs. Minn. Duluth (4), 1984 (4 ot).

LARGEST CROWD

19,324—Minnesota (4) vs. Maine (3), 2002, Xcel Energy Center, Saint Paul, Minnesota (ot).

Won-Lost-Tied Records in Tournament Play

(Note: In championships without a third-place game, both teams awarded third place.)

Team (Years Participated)	Yrs.	Won	Lost	Tied	Pct.	1st	2nd	3rd	4th
Alas. Anchorage (1990-91-92).....	3	2	5	0	.286	0	0	0	0
Boston College (1948-49-50-54-56-59-63-65-68-73-78-84-85-86-87-89-90-91-98-99-2000-01-03).....	23	24	33	0	.421	2	4	5	6
Boston U. (1950-51-53-60-66-67-71-72-74-75-76-77-78-84-86-90-91-92-93-94-95-96-97-98-2000-02-03)....	27	33	27	0	.550	4	5	8	3
Bowling Green (1977-78-79-82-84-87-88-89-90).....	9	7	13	1	.357	1	0	1	0
Brown (1951-65-76-93).....	4	2	5	0	.286	0	1	1	1

Team (Years Participated)

	Yrs.	Won	Lost	Tied	Pct.	1st	2nd	3rd	4th
Clarkson (1957-58-62-63-66-70-81-82-84-90-91-92-93-95-96-97-98-99).....	18	12	21	1	.368	0	3	4	0
Colgate (1981-90-2000).....	3	3	4	0	.429	0	1	0	0
Colorado Col. (1948-49-50-51-52-55-57-78-95-96-97-98-99-2001-02-03).....	16	15	16	0	.484	2	3	2	2
Cornell (1967-68-69-70-72-73-80-81-86-91-96-97-2002-03).....	14	14	15	0	.483	2	2	2	2
Dartmouth (1948-49-79-80).....	4	4	4	0	.500	0	2	2	0
Denver* (1958-60-61-63-64-66-68-69-71-72-86-95-97-99-2002).....	15	17	13	0	.567	5	2	2	2
Ferris State (2003).....	1	1	1	0	.500	0	0	0	0
Harvard (1955-57-58-69-71-74-75-82-83-85-86-87-88-89-93-94-2002-03).....	18	14	26	1	.354	1	2	3	6
Lake Superior St. (1985-88-89-90-91-92-93-94-95-96).....	10	20	11	1	.641	3	1	0	0
Maine (1987-88-89-90-91-92-93-95-99-2000-01-02-03).....	13	23	15	0	.605	2	2	3	1
Mass.-Lowell (1988-94-96).....	3	2	3	1	.417	0	0	0	0
Mercyhurst (2001-03).....	2	0	2	0	.000	0	0	0	0
Merrimack (1988).....	1	2	2	0	.500	0	0	0	0
Miami (Ohio) (1993-97).....	2	0	2	0	.000	0	0	0	0
Michigan (1948-49-50-51-52-53-54-55-56-57-62-64-77-91-92-93-94-95-96-97-98-99-2000-01-02-03).....	26	42	19	0	.689	9	2	11	0
Michigan St. (1959-66-67-82-83-84-85-86-87-88-89-90-92-94-95-96-97-98-99-2000-01-02).....	22	24	25	1	.490	2	2	5	1
Michigan Tech (1956-60-62-65-69-70-74-75-76-81).....	10	13	9	0	.591	3	4	1	2
Minnesota (1953-54-61-71-74-75-76-79-80-81-83-85-86-87-88-89-90-91-92-93-94-95-96-97-2001-02-03).....	27	46	30	0	.605	5	6	5	2
Minn. Duluth (1983-84-85-93).....	4	6	6	0	.500	0	1	1	0
Minn. St. Mankato (2003).....	0	0	1	0	.000	0	0	0	0
New Hampshire (1977-79-82-83-92-94-95-97-98-99-2000-02-03).....	13	11	17	0	.393	0	2	2	3
Niagara (2000).....	1	1	1	0	.500	0	0	0	0
North Dakota (1958-59-63-65-67-68-79-80-82-84-87-90-97-98-99-2000-01-03).....	18	30	13	0	.698	7	4	2	1
Northeastern (1982-88-94).....	3	3	3	1	.500	0	0	1	0
Northern Mich. (1980-81-89-91-92-93-99).....	7	10	9	0	.526	1	1	0	1
Ohio St. (1998-99-2003).....	3	2	3	0	.400	0	0	1	0
Princeton (1998).....	1	0	1	0	.000	0	0	0	0
Providence (1964-78-81-83-85-89-91-96-2001).....	9	9	15	0	.375	0	1	1	1
Quinnipiac (2002).....	1	0	1	0	.000	0	0	0	0
Rensselaer (1953-54-61-64-84-85-94-95).....	8	7	8	1	.469	2	0	2	1
St. Cloud St. (1989-2000-01-02-03).....	5	0	6	0	.000	0	0	0	0
St. Lawrence (1952-55-56-59-60-61-62-83-87-88-89-92-99-2000-01).....	15	5	24	0	.172	0	2	2	5
Vermont (1988-96-97).....	3	1	4	0	.200	0	0	1	0
Wayne St. (Mich.) (2003).....	1	0	1	0	.000	0	0	0	0
Western Mich. (1986-94-96).....	3	0	4	0	.000	0	0	0	0
Wisconsin* (1970-72-73-77-78-81-82-83-88-89-90-91-93-94-95-98-2000-01).....	18	28	16	2	.630	5	1	2	1
Yale (1952-98).....	2	1	2	0	.333	0	0	1	0

*Record adjusted by the NCAA Committee on Infractions.

All-Time Results

1948 Semifinals: Dartmouth 8, Colorado Col. 4; Michigan 6, Boston College 4 (ot). **Championship:** Michigan 8, Dartmouth 4.

1949 Semifinals: Dartmouth 4, Michigan 2; Boston College 7, Colorado Col. 3. **Third Place:** Michigan 10, Colorado Col. 4. **Championship:** Boston College 4, Dartmouth 3.

1950 Semifinals: Colorado Col. 10, Boston College 3; Boston U. 4, Michigan 3. **Third Place:** Michigan 10, Boston College 6. **Championship:** Colorado Col. 13, Boston U. 4.

1951 Semifinals: Michigan 8, Boston U. 2; Brown 8, Colorado Col. 4. **Third Place:** Boston U. 7, Colorado Col. 4. **Championship:** Michigan 7, Brown 1.

1952 Semifinals: Michigan 9, St. Lawrence 3; Colorado Col. 4, Yale 3. **Third Place:** Yale 4, St. Lawrence 1. **Championship:** Michigan 4, Colorado Col. 1.

1953 Semifinals: Minnesota 3, Rensselaer 2; Michigan 14, Boston U. 2. **Third Place:** Rensselaer 6, Boston U. 3. **Championship:** Michigan 7, Minnesota 3.

1954 Semifinals: Minnesota 14, Boston College 1; Rensselaer 6, Michigan 4. **Third Place:** Michigan 7, Boston College 2. **Championship:** Rensselaer 5, Minnesota 4 (ot).

1955 Semifinals: Michigan 7, Harvard 3; Colorado Col. 2, St. Lawrence 1. **Third Place:** Harvard 6, St. Lawrence 3. **Championship:** Michigan 5, Colorado Col. 3.

1956 Semifinals: Michigan Tech 10, Boston College 4; Michigan 2, St. Lawrence 1 (ot). **Third Place:** St. Lawrence 6, Boston College 2. **Championship:** Michigan 7, Michigan Tech 5.

1957 Semifinals: Colorado Col. 5, Clarkson 3; Michigan 6, Harvard 1. **Third Place:** Clarkson 2, Harvard 1 (2 ot). **Championship:** Colorado Col. 13, Michigan 6.

1958 Semifinals: Denver 6, Clarkson 2; North Dakota 9, Harvard 1. **Third Place:** Clarkson 5, Harvard 1. **Championship:** Denver 6, North Dakota 2.

1959 Semifinals: Michigan St. 4, Boston College 3; North Dakota 4, St. Lawrence 3 (ot). **Third Place:** Boston College 7, St. Lawrence 6 (2 ot). **Championship:** North Dakota 4, Michigan St. 3 (ot).

1960 Semifinals: Michigan 5, Michigan Tech 3; St. Lawrence 6, Boston U. 4. **Third Place:** Boston U. 7, St. Lawrence 6. **Championship:** Denver 5, Michigan Tech 3.

1961 Semifinals: St. Lawrence 6, Rensselaer 3; Denver 6, Minnesota 1. **Third Place:** Minnesota 4, Rensselaer 3. **Championship:** Denver 12, St. Lawrence 2.

1962 Semifinals: Clarkson 5, Michigan 4; Michigan Tech 6, St. Lawrence 1. **Third Place:** Michigan 5, St. Lawrence 1. **Championship:** Michigan Tech 7, Clarkson 1.

1963 Semifinals: North Dakota 8, Boston College 2; Denver 6, Clarkson 2. **Third Place:** Clarkson 5, Boston College 3. **Championship:** North Dakota 6, Denver 5.

1964 Semifinals: Denver 4, Rensselaer 1; Michigan 3, Providence 2. **Third Place:** Rensselaer 2, Providence 1. **Championship:** Michigan 6, Denver 3.

1965 Semifinals: Boston College 4, North Dakota 3; Michigan Tech 4, Brown 0. **Third Place:** North Dakota 9, Brown 5. **Championship:** Michigan Tech 8, Boston College 2.

1966 Semifinals: Clarkson 4, Denver 3; Michigan St. 2, Boston U. 1. **Third Place:** Denver 4, Boston U. 3. **Championship:** Michigan St. 6, Clarkson 1.

1967 Semifinals: Cornell 1, North Dakota 0; Boston U. 4, Michigan St. 2. **Third Place:** Michigan St. 6, North Dakota 1. **Championship:** Cornell 4, Boston U. 1.

1968 Semifinals: Denver 4, Boston College 1; North Dakota 3, Cornell 1. **Third Place:** Cornell 6, Boston College 1. **Championship:** Denver 4, North Dakota 0.

1969 Semifinals: Denver 9, Harvard 2; Cornell 4, Michigan Tech 3 (ot). **Third Place:** Harvard 6, Michigan Tech 5 (2 ot). **Championship:** Denver 4, Cornell 3.

1970 Semifinals: Cornell 2, Wisconsin 1; Clarkson 4, Michigan Tech 3. **Third Place:** Wisconsin 6, Michigan Tech 5. **Championship:** Cornell 6, Clarkson 4.

1971 Semifinals: Boston U. 4, Denver 2; Minnesota 6, Harvard 5 (ot). **Third Place:** Denver 1, Harvard 0. **Championship:** Boston U. 4, Minnesota 2.

1972 Semifinals: Boston U. 4, Wisconsin 1; Cornell 7, Denver 2. **Third Place:** Wisconsin 5, Denver 2. **Championship:** Boston U. 4, Cornell 0.

1973 Semifinals: *Denver 10, Boston College 4; Wisconsin 6, Cornell 5 (ot). **Third Place:** Boston College 3, Cornell 1. **Championship:** Wisconsin 4, *Denver 2.

*Denver's participation in the 1973 tournament vacated by the NCAA Committee on Infractions.

1974 Semifinals: Minnesota 5, Boston U. 4; Michigan Tech 6, Harvard 5 (ot). **Third Place:** Boston U. 7, Harvard 5. **Championship:** Minnesota 4, Michigan Tech 2.

1975 Semifinals: Minnesota 6, Harvard 4; Michigan Tech 9, Boston U. 5. **Third Place:** Boston U. 10, Harvard 5. **Championship:** Michigan Tech 6, Minnesota 1.

1976 Semifinals: Michigan Tech 7, Brown 6 (2 ot); Minnesota 4, Boston U. 2. **Third Place:** Brown 8, Boston U. 7. **Championship:** Minnesota 6, Michigan Tech 4.

1977 First Round: Michigan 7, Bowling Green 5. **Semifinals:** Michigan 6, Boston U. 4; Wisconsin 4, New Hampshire 3 (ot). **Third Place:** Boston U. 6, New Hampshire 5. **Championship:** Wisconsin 6, Michigan 5 (ot).

1978 First Round: Bowling Green 5, Colorado Col. 3; Boston U. 5, Providence 3. **Semifinals:** Boston U. 5, Wisconsin 2; Boston College 6, Bowling Green 2. **Third Place:** Bowling Green 4, Wisconsin 3. **Championship:** Boston U. 5, Boston College 3.

1979 First Round: Minnesota 6, Bowling Green 3. **Semifinals:** Minnesota 4, New Hampshire 3; North Dakota 4, Dartmouth 2. **Third Place:** Dartmouth 7, New Hampshire 3. **Championship:** Minnesota 4, North Dakota 3.

1980 First Round: Northern Mich. 4, Minnesota 3. **Semifinals:** North Dakota 4, Dartmouth 1; Northern Mich. 5, Cornell 4. **Third Place:** Dartmouth 8, Cornell 4. **Championship:** North Dakota 5, Northern Mich. 2.

(Note: Firstround games based on two-game total goals format.)

1981 Quarterfinals: Wisconsin 3, Clarkson 2; Wisconsin 6, Clarkson 6 (Wisconsin wins, 9-8). Northern Mich. 7, Cornell 3; Cornell 4, Northern Mich. 3 (Northern Mich. wins, 10-7). Michigan Tech 7, Providence 3; Michigan Tech 6, Providence 5 (Michigan Tech wins, 13-8). Minnesota 9, Colgate 4; Minnesota 5, Colgate 4 (Minnesota wins, 14-8). **Semifinals:** Minnesota 7, Michigan Tech 2; Wisconsin 5, Northern Mich. 1. **Third Place:** Michigan Tech 5, Northern Mich. 2. **Championship:** Wisconsin 6, Minnesota 3.

1982 Quarterfinals: Northeastern 2, Bowling Green 2; Northeastern 3, Bowling Green 2 (ot) (Northeastern wins, 5-4). North Dakota 5, Clarkson 1; North Dakota 2, Clarkson 1 (North Dakota wins, 7-2). Wisconsin 6, Harvard 1; Wisconsin 4, Harvard 3 (Wisconsin wins, 10-4). New Hampshire 3, Michigan St. 2; New Hampshire 6, Michigan St. 2 (New Hampshire wins, 9-4). **Semifinals:** North Dakota 6, Northeastern 2; Wisconsin 5, New Hampshire 0. **Third Place:** Northeastern 10, New Hampshire 4. **Championship:** North Dakota 5, Wisconsin 2.

1983 Quarterfinals: Harvard 6, Michigan St. 5; Harvard 3, Michigan St. 3 (Harvard wins, 9-8). Providence 7, Minn. Duluth 3; Providence 3, Minn. Duluth 2 (Providence wins, 10-5). Minnesota 9, New Hampshire 6; Minnesota 7, New Hampshire 2 (Minnesota wins, 16-8). Wisconsin 6, St. Lawrence 2; Wisconsin 7, St. Lawrence 1 (Wisconsin wins, 13-3). **Semifinals:** Wisconsin 2, Providence 0; Harvard 5, Minnesota 3. **Third Place:** Providence 4, Minnesota 3. **Championship:** Wisconsin 6, Harvard 2.

1984 Quarterfinals: Boston U. 6, Bowling Green 3; Bowling Green 5, Boston U. 1 (Bowling Green wins, 8-7). North Dakota 5, Rensselaer 4; North Dakota 4, Rensselaer 2 (North Dakota wins, 9-6). Michigan St. 6, Boston College 2; Michigan St. 7, Boston College 6 (Michigan St. wins, 13-8). Minn. Duluth 6, Clarkson 2; Clarkson 6, Minn. Duluth 3 (Minn. Duluth wins, 9-8). **Semifinals:** Minn. Duluth 2, North Dakota 1 (ot); Bowling Green 2, Michigan St. 1. **Third Place:** North Dakota 6, Michigan St. 5 (ot). **Championship:** Bowling Green 5, Minn. Duluth 4 (4 ot).

1985 Quarterfinals: Michigan St. 3, Providence 2; Providence 4, Michigan St. 2 (Providence wins, 6-5). Minnesota 7, Boston College 5; Boston College 4, Minnesota 1 (Boston College wins, 9-8). Rensselaer 7, Lake Superior St. 3; Rensselaer 3, Lake Superior St. 3 (Rensselaer wins, 10-6). Minn. Duluth 4, Harvard 2; Minn. Duluth 4, Harvard 2 (Minn. Duluth wins, 8-4). **Semifinals:** Providence 4, Boston College 3 (3 ot); Rensselaer 6, Minn. Duluth 5 (3 ot). **Third Place:** Minn. Duluth 7, Boston College 6 (ot). **Championship:** Rensselaer 2, Providence 1.

1986 Quarterfinals: Minnesota 6, Boston U. 4; Minnesota 5, Boston U. 3 (Minnesota wins, 11-7). Michigan St. 6, Boston College 4; Michigan St. 4, Boston College 2 (Michigan St. wins, 10-6). Denver 4, Cornell 2; Cornell 4, Denver 3 (Denver wins, 7-6). Harvard 4, Western Mich. 2; Harvard 7, Western Mich. 2 (Harvard wins, 11-4). **Semifinals:** Michigan St. 6, Minnesota 4; Harvard 5, Denver 2. **Third Place:** Minnesota 6, Denver 4. **Championship:** Michigan St. 6, Harvard 5.

1987 Quarterfinals: North Dakota 3, St. Lawrence 1; North Dakota 6, St. Lawrence 3 (North Dakota wins, 9-4). Harvard 7, Bowling Green 1; Harvard 3, Bowling Green 0 (Harvard wins, 10-1). Michigan St. 6, Maine 2; Michigan St. 5, Maine 3 (Michigan St. wins, 11-5). Minnesota 4, Boston College 1; Boston College 3, Minnesota 2 (Minnesota wins, 6-4). **Semifinals:** North Dakota 5, Harvard 2; Michigan St. 5, Minnesota 3. **Third Place:** Minnesota 6, Harvard 3. **Championship:** North Dakota 5, Michigan St. 3.

1988 First Round: Bowling Green 5, Vermont 1; Bowling Green 5, Vermont 1 (Bowling Green wins, 10-2). Northeastern 5, Merrimack 3; Merrimack 7, Northeastern 3 (Merrimack wins, 10-8). Wisconsin 7, Mass. Lowell 1; Wisconsin 4, Mass. Lowell 4 (Wisconsin wins, 11-5). Michigan St. 6, Harvard 5; Michigan St. 5, Harvard 3 (Michigan St. wins, 11-8). **Quarterfinals:** Maine 5, Bowling Green 1; Maine 4, Bowling Green 3 (Maine wins, 9-4). Merrimack 4, Lake Superior St. 3; Lake Superior St. 5, Merrimack 0 (Lake Superior St. wins, 8-4). St. Lawrence 7, Wisconsin 0; Wisconsin 4, St. Lawrence 3 (St. Lawrence wins,

10-4). Minnesota 4, Michigan St. 2; Minnesota 4, Michigan St. 3 (Minnesota wins, 8-5). **Semifinals:** Lake Superior St. 6, Maine 3; St. Lawrence 3, Minnesota 2. **Third Place:** Maine 5, Minnesota 2. **Championship:** Lake Superior St. 4, St. Lawrence 3 (ot).

1989 First Round: Northern Mich. 9, Providence 5; Providence 4, Northern Mich. 2; Providence 2, Northern Mich. 0 (Providence wins series, 2-1). Wisconsin 3, St. Lawrence 1; Wisconsin 4, St. Lawrence 2 (Wisconsin wins series, 2-0). Lake Superior St. 6, St. Cloud St. 3; Lake Superior St. 4, St. Cloud St. 2 (Lake Superior St. wins series, 2-0). Boston College 8, Bowling Green 5; Boston College 4, Bowling Green 2 (Boston College wins series, 2-0). **Quarterfinals:** Providence 8, Maine 6; Maine 3, Providence 2; Maine 4, Providence 3 (2 ot) (Maine wins series, 2-1). Minnesota 4, Wisconsin 2; Minnesota 4, Wisconsin 2 (Minnesota wins series, 2-0). Harvard 4, Lake Superior St. 2; Harvard 5, Lake Superior St. 2 (Harvard wins series, 2-0). Boston College 6, Michigan St. 3; Michigan St. 7, Boston College 2; Michigan St. 5, Boston College 4 (ot) (Michigan St. wins series, 2-1). **Semifinals:** Harvard 6, Michigan St. 3; Minnesota 7, Maine 4. **Third Place:** Michigan St. 7, Maine 4. **Championship:** Harvard 4, Minnesota 3 (ot).

1990 First Round: Minnesota 6, Clarkson 1; Minnesota 5, Clarkson 1 (Minnesota wins series, 2-0). Maine 8, Bowling Green 4; Maine 5, Bowling Green 2 (Maine wins series, 2-0). Lake Superior St. 6, Alas. Anchorage 2; Lake Superior St. 10, Alas. Anchorage 3 (Lake Superior St. wins series, 2-0). North Dakota 8, Boston U. 5; Boston U. 5, North Dakota 3; Boston U. 5, North Dakota 0 (Boston U. wins series, 2-1). **Quarterfinals:** Boston College 4, Minnesota 2; Minnesota 2, Boston College 1; Boston College 6, Minnesota 1 (Boston College wins series, 2-1). Wisconsin 7, Maine 3; Wisconsin 4, Maine 3 (ot) (Wisconsin wins series, 2-0). Colgate 3, Lake Superior St. 2; Colgate 2, Lake Superior St. 1 (Colgate wins series, 2-0). Michigan St. 6, Boston U. 3; Boston U. 5, Michigan St. 3; Boston U. 5, Michigan St. 3 (Boston U. wins series, 2-1). **Semifinals:** Colgate 3, Boston U. 2; Wisconsin 2, Boston College 1. **Championship:** Wisconsin 7, Colgate 3.

1991 First Round: Providence 4, Minnesota 3; Minnesota 8, Providence 4; Minnesota 8, Providence 3 (Minnesota wins series, 2-1). Alas. Anchorage 3, Boston College 2; Alas. Anchorage 3, Boston College 1 (Alas. Anchorage wins series, 2-0). Cornell 5, Michigan 4 (ot); Michigan 6, Cornell 4; Michigan 9, Cornell 3 (Michigan wins series, 2-1). Clarkson 8, Wisconsin 3; Clarkson 5, Wisconsin 4 (Clarkson wins series, 2-0). **Quarterfinals:** Maine 4, Minnesota 0; Maine 5, Minnesota 3 (Maine wins series, 2-0). Northern Mich. 8, Alas. Anchorage 5; Northern Mich. 5, Alas. Anchorage 3 (Northern Mich. wins series, 2-0). Boston U. 4, Michigan 1; Boston U. 8, Michigan 1 (Boston U. wins series, 2-0). Clarkson 7, Lake Superior St. 3; Lake Superior St. 6, Clarkson 2; Clarkson 4, Lake Superior St. 3 (Clarkson wins series, 2-1). **Semifinals:** Northern Mich. 5, Maine 3; Boston U. 7, Clarkson 3. **Championship:** Northern Mich. 8, Boston U. 7 (3 ot).

1992 East Regional: Michigan St. 4, Boston U. 2; *Wisconsin 4, New Hampshire 2; *Wisconsin 5, St. Lawrence 2 (*Wisconsin advances); Michigan St. 3, Maine 2 (Michigan St. advances). **West Regional:** Northern Mich. 8, Clarkson 4; Lake Superior St. 7, Alas. Anchorage 3; Lake Superior St. 8, Minnesota 3 (Lake Superior St. advances); Michigan 7, Northern Mich. 6 (Michigan advances). **Semifinals:** Lake Superior St. 4, Michigan 2; *Wisconsin 4, Michigan 2. **Championship:** Lake Superior St. 5, *Wisconsin 3.

*Wisconsin's participation in the 1992 tournament vacated by the NCAA Committee on Infractions.

1993 East Regional: Northern Mich. 3, Harvard 2 (2 ot); Minnesota 2, Clarkson 1; Boston U. 4, Northern Mich. 1 (Boston U. advances); Maine 6, Minnesota 2 (Maine advances). **West Regional:** Wisconsin 3, Miami (Ohio) 1; Minn. Duluth 7, Brown 3; Michigan 4, Wisconsin 3 (ot) (Michigan advances); Lake Superior St. 4, Minn. Duluth 3 (Lake Superior St. advances). **Semifinals:** Maine 4, Michigan 3 (ot); Lake Superior St. 6, Boston U. 1. **Championship:** Maine 5, Lake Superior St. 4.

1994 East Regional: Wisconsin 6, Western Mich. 3; New Hampshire 2, Rensselaer 0; Boston U. 4, Wisconsin 1 (Boston U. advances); Harvard 7, New Hampshire 1 (Harvard advances). **West Regional:** Lake Superior St. 6, Northeastern 5 (ot); Mass. Lowell 4, Michigan St. 3; Lake

Superior St. 5, Michigan 4 (ot) (Lake Superior St. advances); Minnesota 2, Mass. Lowell 1 (2 ot) (Minnesota advances). **Semifinals:** Lake Superior St. 3, Harvard 2 (ot); Boston U. 4, Minnesota 1. **Championship:** Lake Superior St. 9, Boston U. 1.

1995 East Regional: Denver 9, New Hampshire 2; Lake Superior St. 5, Clarkson 4; Maine 4, Denver 2 (Maine advances); Boston U. 6, Lake Superior St. 2 (Boston U. advances). **West Regional:** Minnesota 3, Rensselaer 0; Wisconsin 5, Michigan St. 3; Minnesota 5, Colorado Col. 2 (Minnesota advances); Michigan 4, Wisconsin 3 (Michigan advances). **Semifinals:** Maine 4, Michigan 3 (3 ot); Boston U. 7, Minnesota 3. **Championship:** Boston U. 6, Maine 2.

1996 East Regional: Lake Superior St. 5, Cornell 4; Clarkson 6, Western Mich. 1; Vermont 2, Lake Superior St. 1 (Vermont advances); Boston U. 3, Clarkson 2 (Boston U. advances). **West Regional:** Minnesota 5, Providence 1; Mass. Lowell 6, Michigan St. 2; Michigan 4, Minnesota 3 (Michigan advances); Colorado Col. 5, Mass. Lowell 3 (Colorado Col. advances). **Semifinals:** Colorado Col. 4, Vermont 3 (2 ot); Michigan 4, Boston U. 0. **Championship:** Michigan 3, Colorado Col. 2 (ot).

1997 East Regional: Colorado Col. 3, New Hampshire 2; Denver 6, Vermont 3; Colorado Col. 5, Clarkson 4 (Colorado Col. advances); Boston U. 4, Denver 3 (ot) (Boston U. advances). **West Regional:** Cornell 4, Miami (Ohio) 2; Minnesota 6, Michigan St. 3; North Dakota 6, Cornell 2 (North Dakota advances); Michigan 7, Minnesota 4 (Michigan advances). **Semifinals:** North Dakota 6, Colorado Col. 2; Boston U. 3, Michigan 2. **Championship:** North Dakota 6, Boston U. 4.

1998 East Regional: Colorado Col. 3, Clarkson 1; New Hampshire 7, Wisconsin 4; Boston College 6, Colorado Col. 1 (Boston College advances); New Hampshire 4, Boston U. 3 (ot) (New Hampshire advances). **West Regional:** Ohio St. 4, Yale 0; Michigan 2, Princeton 1; Ohio St. 4, Michigan St. 3 (ot) (Ohio St. advances); Michigan 4, North Dakota 3 (Michigan advances). **Semifinals:** Michigan 4, New Hampshire 0; Boston College 5, Ohio St. 2. **Championship:** Michigan 3, Boston College 2 (ot).

1999 East Regional: Maine 4, Ohio St. 2; Michigan 5, Denver 3; Maine 7, Clarkson 2 (Maine advances); New Hampshire 2, Michigan 1 (ot) (New Hampshire advances). **West Regional:** Colorado Col. 5, St. Lawrence 2; Boston College 2, Northern Mich. 1; Michigan St. 4, Colorado Col. 3 (Michigan St. advances); Boston College 3, North Dakota 1 (Boston College advances). **Semifinals:** Maine 2, Boston College 1 (ot); New Hampshire 5, Michigan St. 3. **Championship:** Maine 3, New Hampshire 2 (ot).

2000 East Regional: Boston U. 5, St. Cloud St. 3; Michigan 4, Colgate 3 (ot); St. Lawrence 3, Boston U. 2 (4 ot); Maine 5, Michigan 2. **West Regional:** Niagara 4, New Hampshire 1; Boston College 6, Michigan St. 5 (ot); North Dakota 4, Niagara 1; Boston College 4, Wisconsin 1. **Semifinals:** North Dakota 2, Maine 0; Boston College 4, St. Lawrence 2. **Championship:** North Dakota 4, Boston College 2.

2001 East Regional: Colorado Col. 3, St. Lawrence 2 (2ot); Maine 5, Minnesota 4 (ot); North Dakota 4, Colorado Col. 1; Boston College 3, Maine 1. **West Regional:** Wisconsin 4, Providence 1; Michigan 4, Mercyhurst 3; Michigan St. 5, Wisconsin 1; Michigan 4, St. Cloud St. 3. **Semifinals:** North Dakota 2, Michigan St. 0; Boston College 4, Michigan 2. **Championship:** Boston College 3, North Dakota 2 (ot).

2002 East Regional: Cornell 6, Quinnipiac 1; Maine 4, Harvard 3 (ot); New Hampshire 4, Cornell 3; Maine 4, Boston U. 3. **West Regional:** Colorado Col. 2, Michigan St. 0; Michigan 4, St. Cloud St. 2; Minnesota 4, Colorado Col. 2; Michigan 5, Denver 3. **Semifinals:** Maine 7, New Hampshire 2; Minnesota 3, Michigan 2. **Championship:** Minnesota 4, Maine 3 (ot).

2003 East Regional: Cornell 5, Minn. St. Mankato 2; Boston College 1, Ohio St. 0; Cornell 2, Boston College 1 (ot). **Northeast Regional:** Boston U. 6, Harvard 4; New Hampshire 5, St. Cloud St. 2; New Hampshire 3, Boston U. 0. **Midwest Regional:** Colorado Col. 4, Wayne St. (Mich.) 2; Michigan 2, Maine 1; Michigan 5, Colorado Col. 3. **West Regional:** Ferris St. 5, North Dakota 2; Minnesota 9, Mercyhurst 2; Minnesota 7, Ferris St. 4. **Semifinals:** New Hampshire 3, Cornell 2; Minnesota 3, Michigan 2. **Championship:** Minnesota 5, New Hampshire 1.

Ice Hockey

DIVISION III



2003 Championship

Highlights

Norwich Comeback: After trailing Trinity (Connecticut), 4-1, after two periods in the quarterfinal round, Norwich men's ice hockey coach Mike McShane told his team: "If you come back and win this game, I guarantee that you'll win the national championship."

The Cardiac Cadets did just that, felling Trinity, 5-4, and following up with wins over St. Norbert (6-3) and Oswego State (2-1) for the championship, March 21-22 at Norwich.

For more, See the March 31, 2003 issue of The NCAA News at www.ncaa.org on the World Wide Web.



Photo by Dave Herskowitz/NCAA Photos

Phil Aucoin celebrates after assisting on the game-winning goal for Norwich.

Results

FIRST ROUND

MARCH 12 AT RIVER FALLS, WISCONSIN Wis.-River Falls 2, St. John's (Minn.) 0

St. John's (Minn.).....	1	0	0-1
Wis.-River Falls.....	1	1	0-2

First period: No scoring. Penalties: RF—Adam Kragthorpe (interference), 5:19; RF—Jess Johnson (roughing), 10:01; SJ—Aaron Getchell (slashing), 17:16.

Second period: No scoring. Penalties: RF—Nate Kotewa (hooking), 4:18; SJ—Chad Schmidt (high-sticking), 8:42; SJ—Kevin Willey (roughing), 19:47; RF—Marc-Andre Lalande (roughing), 19:47.

Third period: RF—Nate Hansen (Josh Magnuson, Kotewa), 14:15; Lalande (unassisted), 19:36. Penalties: SJ—Nick Marvin (roughing), 9:33; RF—Aaron Degerness (holding), 9:33; SJ—Corey Huck (holding), 10:51; SJ—Scott Bjorklund (holding), 15:30; RF—Adam Kragthorpe (roughing), 15:30; RF—Ryan Vieay (holding), 17:09. Shots on goal: St. John's (Minn.) 14-7-10—31; Wis.-River Falls 5-7-10—22. Saves: St. John's (Minn.) (Rick Gregory) 20; Wis.-River Falls (Jacque Vezina) 31; Penalties: SJ—6 for 12 min.; RF—7 for 14 min. Referees: John Boche, Scott Parker. Linesman: Mike Kozlowski. Attendance: 910.

QUARTERFINALS

MARCH 15 AT NORTHFIELD, VERMONT Norwich 5, Trinity (Conn.) 4

Trinity (Conn.)	2	2	0-4
Norwich.....	0	1	4-5

First period: TC—Ryan Stevens (unassisted), 8:08; TC—Joe Ori (Brendon Timmins), 14:39. Penalties: NU—Chris Petracco (holding), 8:50; TC—John Newhall (holding),

8:50; NU—Garett Winder (roughing), 9:28; TC—Colin Wilson-Murphy (high-sticking), 18:35; NU—Paul Mattucci (high-sticking), 19:27; TC—Timmins (high-sticking), 19:27.

Second period: NU—Jon Bokelmann (Chris Petracco), 8:37; TC—Cameron Finch (Ori), 9:08; TC—Stephen LaBrie (Bryan Crabtree, Greg O'Leary), 17:10. Penalties: TC—Dan Gyllstrom (high-sticking), 0:40; NU—Phil Aucoin (hit after the whistle), 9:29; TC—Andrew Halder (hit after the whistle), 9:29; TC—Colin Wilson-Murphy (high-sticking), 19:27; NU—Paul Mattucci (high-sticking), 19:27.

Third period: NU—Aucoin (Kurtis McLean, Brian Mullally), 3:01 (pp); NU—Matt Schmidt (Toza Crnilovic), 6:49; NU—Mattucci (McLean, Vadim Beliaev), 7:02; Penalties: TC—Halder (charging), 1:50; TC—Peter Langella (elbowing); 2:37; NU—Bokelmann (interference), 8:00; TC—Halder (interference), 15:35.

Shots on goal: Trinity (Conn.) 14-7-8—29; Norwich 4-10-20—34. Saves: Trinity (Conn.)—(Doug Kiselius) 24, Norwich—(Mike Boudreau 17, Randy Hevey 8) 25. Penalties: TC—8 for 16 min.; NU—6 for 12 min. Referees: James Doyle, Ed O'Brien. Linesman: Derek Wahl. Attendance: 2,000.

MARCH 15 AT MIDDLEBURY, VERMONT Middlebury 5, Elmira 1

Elmira.....	0	1	0-1
Middlebury.....	1	1	3-5

First period: M—Patrick Nugent (Adam Foote, Tim Graham), 7:58; Penalties: E—Andrew Morris (hit after the whistle), 6:15; M—Robert Chisholm (hit after whistle), 6:15; E—Mike Clarke (roughing), 9:37; M—Tim Schneider (roughing), 9:37.

Second period: E—Pierre Rivard (Dean Jackson, Justin Siebold), 8:25; M—Kevin Cooper (John Dawson, Brian Phinney), 17:58 (pp). Penalties: M—Aaron Copeland (obstruction-tripping), 0:50; M—Scott Ward (hooking),

4:42; M—Mike Velez (holding), 9:26; E—Ryan Baker (hit after whistle), 12:02; M—John Dawson (hit after whistle), 12:02; E—Jason Cassells (hooking), 12:58; E—Clarke (hit after whistle), 14:56; M—Tim Schneider (hit after whistle), 14:56; E—Andrew Morris (slashing), 16:23; M—Robert Chisholm (slashing), 16:23; E—Chris Mann (slashing), 16:56; E—Morris (unsportsmanlike conduct), 20:00; M—Adam Foote (unsportsmanlike conduct).

Third period: M—Nugent (Dawson, Chisholm), 0:37; M—Chisholm (Mike Velez), 12:29; M—Kevin Cooper (unassisted), 15:51 (pp). Penalties: E—Rivard (hit after whistle), 2:45; E—Rivard (10-minute misconduct), 2:45; M—Chisholm (slashing), 2:45; M—Brian Phinney (roughing), 2:45; E—Rivard (game disqualification), 2:59; M—Nugent (slashing), 10:15; E—Jarrett Konkle (slashing), 13:43; E—Justin Diebold (roughing), 14:31; E—Scott Campbell (slashing), 16:18; M—John Quinn (slashing), 16:18; E—Lawne Snyder (tripping), 19:27.

Shots on goal: Elmira 7-13-8—28; Middlebury 13-17-12—42. Saves: Elmira (Greg Fargo) 37, Middlebury (Yen-I Chen) 27. Penalties: E—15 for 46 min.; M—14 for 28 min. Referees: St. Louis, Gould. Linesman: Anctil. Attendance: 2,476.

MARCH 15 AT OSWEGO, NEW YORK Oswego St. 4, Wentworth Inst. 3

Wentworth Inst.	2	0	1-3
Oswego St.	2	1	1-4

First period: O—Mike Lukajic (Don Patrick), 0:51; W—Mike Prsa (Brad Carpenter), 2:01; O—Brady Crooks (Rob Smith), 10:14; W—Dave Zelasko (Chris Hartly), 13:12 (pp). Penalties: W—Shawn Metheral (roughing), 5:31; O—Tony DuFour (roughing); 5:31; O—Jocelyn Dubord (high-sticking), 11:14; O—Joe Carrabs (obstruction-interference), 17:18.

Second period: O—John Hirliman (Mark Strzoda, Andy Rozak), 14:25 9. Penalties: O—Gary Bowman (cross-checking), 4:28; O—Matt Vashaw (interference), 9:50;

W—Jamie Weiss (elbowing), 12:11; W—Blayne Goodman (cross-checking), 12:44; O—Vashaw (slashing), 18:11.

Third period: W—Jayden Der (Goodman, Brett Downie), 12:26; O—Rob Smith (Brady Crooks, Vashaw), 19:08. Penalties: W—Vince Guiducci (obstruction-interference), 1:56; O—Team (too many men); O—Joe Carrabs (misconduct), 14:56; O—Mark Strzoda (elbowing), 15:35; W—Blayne Goodman (slashing), 20:00; O—Dubord (slashing), 20:00.

Shots on goal: Wentworth Inst. 10-14-10—34; Oswego St. 8-16-14—38. Saves: Wentworth Inst. (Jamie Vanek) 34; Oswego St. (Tyson Gajda) 31. Penalties: W—5 for 10 min. O—10 for 28 min. Referees: Rick Santilli, Robert Tisi. Linesman: John Boucher. Attendance: 1,728.

MARCH 15 AT GREEN BAY, WISCONSIN

St. Norbert 5, Wis.-River Falls 2

Wis.-River Falls 0 1 1—2
St. Norbert 1 3 1—5

First period: SN—Michael Buchan (Jim Underwood, Trent Dickson), 10:03.

Penalties: SN—Lennie Rampone (slashing), 10:03; RF—Jacque Vezina (delay of game), 11:06; RF—Mike Salmela (tripping), 13:26; RF—Aaron Degerness (obstruction-hooking), 17:00; SN—Mike Costley (obstruction-hooking), 19:51.

Second period: RF—Aaron Degerness (Matt Elsen; Jim Murphy), 0:20 (pp); SN—Connor Hughes (unassisted), 5:43; SN—Kelly Wosnack (unassisted), 8:37; SN—Terry Wilson (Wosnack, Andy Trann), 12:05. Penalties: RF—Murphy (tripping), 0:38; SN—John Donnelly (tripping), 9:26; RF—Evan Stensrud (obstruction-tripping), 9:56; SN—Kevin Wilson (roughing), 17:03.

Third period: RF—Salmela (Murphy, Degerness), 8:34, (pp); SN—Brant Kersey (unassisted), 19:43 (sh). Penalties: SN—Brant Kersey (tripping), 0:43; RF—Jess Johnson (roughing), 1:33; SN—Rampone (holding), 6:53; RF—Matt Elsen (hooking), 11:23; SN—Kersey (tripping), 12:55; RF—Adam Kragthorpe (roughing), 16:53; SN—Jason Deitsch (roughing), 16:53; SN—Donnelly (hooking), 18:19.

Shots on goal: Wis.-River Falls 3-8-7—18; St. Norbert 8-10-9—27. Saves: Wis.-River Falls (Jacque Vezina) 22; St.

Norbert (Chancy Colquhoun) 16. Penalties: RF—8 for 16 min.; SN—9 for 18 min. Referees: Ed Zepeda, Marco Hunt. Linesman: Dan Lukes. Attendance: 1,578

SEMIFINALS

MARCH 21 AT NORTHFIELD, VERMONT

Oswego St. 6, Middlebury 0

Middlebury 0 0 0—0
Oswego St. 1 0 5—6

First period: O—Mike Lukajic (Jocelyn Dubord, Don Patrick), 16:06. Penalties: M—Brian Phinney (interference), 5:02; O—Dubord (hitting from behind), 13:34; O—Gary Bowman (high-sticking), 17:28.

Second period: No scoring. Penalties: O—Matt Vashaw (tripping), 10:25; O—Mark Sizoda (roughing), 11:52; O—Rob Smith (slashing), 15:45; O—Justin Perron (cross-checking), 18:21; M—John Dawson (hit after whistle), 20:00.

Third period: O—Bowman (Andy Rozak), 2:50; O—Lukajic (Brian Gent, Dubord), 9:43; O—Tim Thomas (John Hirilman, Paul Perrier), 10:35; O—Bowman (unassisted), 14:12; O—Perrier (Thomas), 14:49. Penalties: M—Patrick Nugent (high-sticking), 15:49; O—Strzoda (cross-checking), 17:55; M—Tim Schneider (roughing), 18:34.

Shots on goal: Middlebury 7-14-12—33; Oswego St. 13-8-18—39. Saves: Middlebury (Yen-I Chen 30, Marc Scheuer 3) 33; Oswego St. (Tyson Gajda) 33. Penalties: M—4 for 8 minutes; O—7 for 14 minutes. Referees: Ed Zepeda. Linesman: Ed O'Brien, Dan Federowski. Attendance: 2,250.

SEMIFINALS

MARCH 21 AT NORTHFIELD, VERMONT

Norwich 6, St. Norbert 3

Norwich 1 1 4—6
St. Norbert 0 2 1—3

First period: N—Lou DiMasi (Ed Boudreau, Kurtis McLean), 8:24 (pp). Penalties: SN—Faron Duthie (hit after whistle), 7:56; N—Aaron Lee (holding the stick), 12:16; SN—John Donnelly (roughing), 18:10; N—Brian Mullally (hit after whistle), 19:06.

Second period: SN—Mike Costley (Jason Deitsch), 1:35; N—Kurtis McLean (unassisted), 3:46 (sh); SN—Lennie Rampone (Michael Buchan), 19:01. Penalties: N—Chris Petracco (elbowing), 3:17; SN—Donnelly (charging), 7:06; SN—Ryan Tew (hitting from behind), N—McLean (interference), 15:26.

Third period: N—Phil Aucoin (Matt Schmidt), 0:31; N—Boudreau (DiMasi), 0:58; SN—Maris Ziedins (Tew, Deitsch), 11:01 (pp); N—Aaron Lee (unassisted), 16:42; N—Marshall Lee (unassisted), 19:32. Penalties: N—Jon Bokelmann (tripping), 3:29; SN—Kyle Peterson (high-sticking), 6:22; SN—Lennie Rampone (slashing), 7:05; N—Mullally (roughing), 9:24; SN—Duthie (roughing), 9:24; N—Mario Chinelli (holding the stick), 10:28.

Shots on goal: Norwich 10-9-14—33; St. Norbert 7-10-10—27. Saves: Norwich (Mike Boudreau) 24; St. Norbert (Chancy Colquhoun) 27. Penalties: N—7 for 14 minutes; SN—7 for 14 minutes. Referees: Jim Doyle. Linesman: Marco Hunt, Derek Wahl. Attendance: 2,300.

CHAMPIONSHIP

MARCH 22 AT NORTHFIELD, VERMONT

Norwich 2, Oswego St. 1

Norwich 0 0 2—2
Oswego St. 0 1 0—1

First period: No scoring. Penalties: O—Tony DuFour (holding), 11:37; O—Gary Bowman (holding), 16:02; O—Mike Lukajic (charging), 18:35; N—Matt Schmidt (slashing), 19:56; N—Phil Aucoin (hit after whistle), 19:56; O—Joe Carrabs (hit after whistle), 19:56.

Second period: O—John Hirilman (Mark Strzoda, Rob Smith), 18:04 (pp). Penalties: O—Strzoda (interference), 9:21; N—Schmidt (roughing), 10:47; O—Hirilman (roughing), 10:47; N—Jon Bokelmann (hitting from behind), 16:50.

Third period: N—Aaron Lee (Marshall Lee, Chris Petracco), 5:50; N—Toza Crnilovic (Aucoin), 7:01. Penalties: None.

Shots on goal: Norwich 8-15-13—36; Oswego St. 8-7-22. Saves: Norwich (Mike Boudreau) 21; Oswego St. (Tyson Gajda) 34. Penalties: N—4 for 8 minutes; O—6 for 12 minutes. Referees: James Doyle. Linesman: Marco Hunt, Dave Fedorowski. Attendance—3,000.

History

Team Results

Year	Champion (Record)	Coach	Score	Runner-Up	Host or Site	Championship Game Attendance	Championship Total Attendance
1984	Babson (27-5-1)	Rob Riley	8-0	Union (N.Y.)	Rochester Inst.	1,064	9,226
1985	Rochester Inst. (26-6)	Bruce Delventhal	5-1	Bemidji St.	Union (N.Y.)	2,500	14,557
1986	Bemidji St. (25-9-1)	R.H. Peters	8-5	#Plattsburgh St.	Bemidji St.	2,047	14,592
1987	#Plattsburgh St. (34-6)	Steve Hoar	8-3	Oswego St.	Plattsburgh St.	4,000	17,530
1988	Wis.-River Falls (31-6-1)	Rick Kozuback	7-1, 3-5, 3-0	Elmira	Elmira	4,000	21,723
1989	Wis.-Stevens Point (34-5-2)	Mark Mazzoleni	3-3, 3-2	Rochester Inst.	Rochester Inst.	2,100	19,171
1990	Wis.-Stevens Point (28-4-6)	Mark Mazzoleni	10-1, 3-6, 1-0	Plattsburgh St.	Wis.-Stevens Point	1,200	15,829
1991	Wis.-Stevens Point (27-9)	Mark Mazzoleni	6-2	Minn. St. Mankato	Elmira	—	16,701
1992	Plattsburgh St. (32-2-2)	Bob Emery	7-3	Wis.-Stevens Point	Plattsburgh St.	—	18,932
1993	Wis.-Stevens Point (25-5-2)	Joe Baldarotta	4-3 (ot)	Wis.-River Falls	Maplewood, Minn.	2,878	13,900
1994	Wis.-River Falls (21-8-4)	Dean Talafous	6-4	Wis.-Superior	Wis.-Superior	2,150	10,448
1995	Middlebury (23-2-2)	Bill Beaney	1-0	Fredonia St.	Middlebury	1,700	12,340
1996	Middlebury (26-2-0)	Bill Beaney	3-2	Rochester Inst.	Wis.-River Falls	624	11,876
1997	Middlebury (22-3-2)	Bill Beaney	3-2	Wis.-Superior	Middlebury	1,600	16,850
1998	Middlebury (24-2-2)	Bill Beaney	2-1	Wis.-Stevens Point	Plattsburgh St.	3,015	11,018
1999	Middlebury (21-5-1)	Bill Beaney	5-0	Wis.-Superior	Norwich	4,733	15,621
2000	Norwich (29-2-1)	Mike McShane	2-1	St. Thomas (Minn.)	Wis.-Superior	3,641	16,417
2001	Plattsburgh St. (29-5)	Bob Emery	6-2	Rochester Inst.	Rochester Inst.	2,100	17,675
2002	Wis.-Superior (24-5-5)	Dan Stauber	3-2 (ot)	Norwich	Middlebury	2,600	19,202
2003	Norwich (27-3)	Mike McShane	2-1	Oswego St.	Norwich	3,000	16,242

#Participation in the tournament vacated by the NCAA Committee on Infractions.

**Leading Scorer,
Year-by-Year**

Year	Player, School	G	A	P
1984	Maurice Montambault, Rochester Inst.	5	5	10
1985	Dave Piromalli, Plattsburgh St.	4	7	11
	Peter DeArmas, Plattsburgh St.	7	4	11
1986	Ritchie Herbert, Rochester Inst.	6	6	12
1987	Chris Panek, Plattsburgh St.	2	7	9
1988	Arron Scott, Wis.-River Falls.	6	7	13
1989	Paul Cauffield, Wis.-Stevens Point	4	10	14
1990	Ralph Barahona, Wis.-Stevens Point	2	7	9
	Jim Duran, Plattsburgh St.	3	6	9
1991	Paul Cauffield, Wis.-Stevens Point	6	4	10
1992	Dan Bates, Salem St.	7	5	12
	Chris Campbell, Wis.-Superior	8	4	12
1993	Steve Moore, Plattsburgh St.	3	8	11
1994	Jeff Lupu, Fredonia St.	6	3	9
1995	Russ Johnson, Wis.-River Falls	4	5	9
1996	Steve Toll, Rochester Inst.	5	4	9
1997	Mike Anastasio, Middlebury	3	3	6
	Mark Spence, Middlebury	3	3	6
1998	Eric Seidel, Plattsburgh St.	5	6	11
1999	Keith Aucoin, Norwich	3	7	10
2000	Steve Aronson, St. Thomas (Minn.)	4	9	13
	Brian Bolf, St. Thomas (Minn.)	3	10	13
2001	Mike Bournazakis, Rochester Inst.	1	8	9
2002	Josh Liebenow, Wis.-Superior	3	5	8
2003	Kurtis McLean, Norwich	1	3	4

Most Outstanding Player

- 1984 Paul Donato, f, Babson
- 1985 Chet Hallice, g, Rochester Inst.
- 1986 Mike Alexander, f, Bemidji St.
- 1987 Chris Panek, def, Plattsburgh St.
- 1988 Not awarded
- 1989 Shawn Wheeler, f, Wis.-Stevens Point
- 1990 Paul Cauffield, c, Wis.-Stevens Point

Award not presented since 1990.

All-Tournament Teams

Note: Team not named after 1987.

- 1984**
- G—Keith Houghton, Babson
 - D—Joe Thibert, Babson
 - D—John MacKenzie, Union (N.Y.)
 - F—Ritchie Herbert, Rochester Inst.
 - F—Gill Egan, Union (N.Y.)
 - F—Russ McKinnon, Babson
 - F—Paul Donato, Babson
- 1985**
- G—Chet Hallice, Rochester Inst.
 - D—John Hawkins, Rochester Inst.
 - D—Dave Geatz, Babson
 - F—Bobby Trowell, Rochester Inst.
 - F—Peter DeArmas, Plattsburgh St.
 - F—Jamie Knight, Union (N.Y.)
- 1986**
- G—Jim Martin, Bemidji St.
 - D—*Chris Panek, Plattsburgh St.
 - D—Dale Rivington, Rochester Inst.
 - F—Mike Alexander, Bemidji St.
 - F—Tim Lescarbeau, Bemidji St.
 - F—Todd Lescarbeau, Bemidji St.
- 1987**
- G—*Craig Barnett, Plattsburgh St.
 - D—*Chris Panek, Plattsburgh St.
 - D—Peter Wasserman, Oswego St.
 - F—*Joey Ferras, Plattsburgh St.
 - F—*Dave Piromalli, Plattsburgh St.
 - F—Rian Reed, St. Cloud St.

*Participation in championship vacated.

Individual Records

ALL GAMES

GOALS

4—Curt McLeod, St. Thomas (Minn.) vs. Augsburg, 1984; Dave Piromalli, Plattsburgh St. vs. Oswego St., 1987; Chris McGee, Babson vs. Oswego St., 1991; Curt Healey, Norwich vs. Plattsburgh St., 1997.

GOALS, TOURNAMENT

8—Tom Niles, Wis.-River Falls, 1988; Chris Campbell, Wis.-Superior, 1992.

FASTEST OPENING-GAME GOAL

:08—Jeff Lupu, Fredonia St. vs Wis.-River Falls, 1994.

FASTEST GOAL START OF PERIOD

:08—Jeff Lupu, Fredonia St. vs Wis.-River Falls, 1994 (first).

FASTEST CONSECUTIVE GOALS

:12—Russ Johnson, Wis.-River Falls vs. Bowdoin, 1996 (second period).

FASTEST HAT TRICK

6:02—Ross Sealfon, Middlebury vs. Rochester Inst., 1999.

ASSISTS

5—Mike Bournazakis, Rochester Inst. vs. Lebanon Valley, 2001.

ASSISTS, TOURNAMENT

10—Brian Bolf, St. Thomas (Minn.), 2000; Paul Cauffield, Wis.-Stevens Point, 1989.

POINTS

6—Joe Caswell, Elmira vs. Salem St., 1993 (2 goals, 4 assists); Eric Seidel, Plattsburgh St. vs. Augsburg, 1998 (2 goals, 4 assists).

POINTS, TOURNAMENT

14—Paul Cauffield, Wis.-Stevens Point, 1989.

PENALTIES

6—Pat Carli, Elmira vs. Wis.-River Falls, 1988; Jason Courtemanche, Elmira vs. Wis.-Stevens Point, 1993.

SHUTOUTS, TOURNAMENT

1—Wayne McDougall, Union (N.Y.) (vs. Wis.-River Falls), 1984; Keith Houghton, Babson (vs. Union [N.Y.]), 1984; Todd Chin, Wis.-Stevens Point (vs. Bemidji St.), 1989; Todd Chin, Wis.-Stevens Point (vs. St. Thomas [Minn.]), 1990; Jason Sirota, Fredonia St. (vs. Rochester Inst.), 1994; Chris Farion, Middlebury (vs. Fredonia St.), 1995; Roby Gropp, St. Norbert (vs. Wis.-Superior), 1997; Jon Marsh, Middlebury (vs. Wis.-Superior), 1999; Brad Moore, St. Thomas (Minn.) (vs. Wentworth Inst.), 2000; Brad Erbsland, Wis.-Superior (vs. Plattsburgh St.), 2000; Nate Ziemski, Wis.-Superior vs. St. John's (Minn.), 2001; Christian Carlsson, Middlebury (vs. Wentsorth Inst.), 2002; Kevin Schieve, Norwich (vs. Bowdoin), 2002; Nathan Ziemski, Wis.-Superior (vs. Plattsburgh St.), 2002; Jacque Wis.-River Falls (vs. St. John's (Minn.)), 2003; Tyson Gajda Oswego St. (vs. Middlebury), 2003.

(Note: Rob Rohlfis and Dan Ostrowski, Rochester Inst., combined for shutout vs. Minn. St. Mankato, 1986; Kevin Schieve and Ziga Ivanic, Norwich, combined for shutout vs. Bowdoin, 2002.)

SAVES (Excluding Overtime)

54—Jeff Markham, Wis.-Superior vs. Wis.-Stevens Point, 1993.

SAVES (Including Overtime)

69—Dave Graichen, Wis.-Superior vs. Norwich, 1997 (2 ot).

SAVES, PERIOD

27—Craig Barnett, Plattsburgh St. vs. Minn. St. Mankato, 1986 (second).

SAVES, TOURNAMENT

227—Les Sirota, Plattsburgh St., 1990 (6 games plus 3 minigames).

CHAMPIONSHIP GAME

GOALS

4—Dave Piromalli, Plattsburgh St. vs. Oswego St., 1987.

FASTEST GAME-OPENING GOAL

1:57—Paul Cauffield, Wis.-Stevens Point vs. Plattsburgh St., 1990.

FASTEST GOAL START OF PERIOD (Excluding Overtime)

:59—Mike Anastasio, Middlebury vs. Rochester Inst., 1996.

FASTEST GOAL START OF PERIOD (Including Overtime)

:23—Colin Kendall, Wis.-Superior vs. Norwich, 2002.

FASTEST CONSECUTIVE GOALS

:15—Dave Piromalli, Plattsburgh St. vs. Oswego St., 1987 (third period).

FASTEST HAT TRICK

32:47—Chris Palmer, Rochester Inst. vs. Wis.-Stevens Point, 1989.

ASSISTS

3—Russ McKinnon, Babson vs. Union (N.Y.), 1984; Joe Thibert, Babson vs. Union (N.Y.), 1984; Greg Joyce, Wis.-River Falls vs. Wis.-Stevens Point, 1993 (ot).

POINTS

4—Paul Donato, Babson vs. Union (N.Y.), 1984 (2 goals, 2 assists); Russ McKinnon, Babson vs. Union (N.Y.), 1984 (1 goal, 3 assists); Joe Thibert, Babson vs. Union (N.Y.), 1984 (1 goal, 3 assists); Mike Alexander, Bemidji St. vs. Plattsburgh St., 1986 (2 goals, 2 assists); Dave Piromalli, Plattsburgh St. vs. Oswego St., 1987 (4 goals).

PENALTIES

6—Pat Carli, Elmira vs. Wis.-River Falls, 1988.

FEWEST GOALS ALLOWED

0—Keith Houghton, Babson vs. Union (N.Y.), 1984; Chris Farion, Middlebury vs. Fredonia St., 1995; Jon Marsh, Middlebury vs. Wis.-Superior, 1999.

SAVES

43—Bobby Gorman, Wis.-Stevens Point vs. Middlebury, 1998.

SAVES, PERIOD

19—Todd Chin, Wis.-Stevens Point vs. Rochester Inst., 1989 (first); Bobby Gorman, Wis.-Stevens Point vs. Middlebury, 1998 (first).

Team Records

ALL GAMES

GOALS

13—Rochester Inst. vs. Oswego St. (2), 1984.

GOALS, BOTH TEAMS

19—Wis.-Stevens Point (12) vs. Salem St. (7), 1992.

GOALS, PERIOD

8—Wis.-Stevens Point vs. Salem St., 1992 (second).

GOALS, BOTH TEAMS, PERIOD

9—Oswego St. (6) vs. Rochester Inst. (3), 1989 (first); Wis.-Stevens Point (8) vs. Salem St. (1), 1992 (second).

GOALS, TOURNAMENT

39—Wis.-River Falls, 1988.

GOALS, LOSING TEAM

7—Five times (most recent: Salem St. vs. Wis.-Stevens Point [12], 1992).

FEWEST GOALS

0—18 times [most recent: Middlebury vs. Oswego St. (6), 2003].

FEWEST GOALS, BOTH TEAMS

1—Middlebury (1) vs. Fredonia St. (0), 1995.

WINNING MARGIN

11—Rochester Inst. (13) vs. Oswego St. (2), 1984; Wis.-Stevens Point (11) vs. Bemidji St. (0), 1989.

FASTEST CONSECUTIVE GOALS

:03—Bowdoin (Rich Dempsey and Chris Carosi) vs. Wis.-River Falls, 1996 (third period).

FASTEST CONSECUTIVE GOALS, BOTH TEAMS

:08—St. John's (Minn.) (Brian Fischer) then Wis.-Superior (Eric Pitoscia), 2001 (first period); Bemidji St. (Tom Shinabarger) then Concordia-M'head (John Bowkus), 1987 (second period).

ASSISTS

22—Rochester Inst. vs. Oswego St., 1984.

ASSISTS, BOTH TEAMS

28—Babson (20) vs. Oswego St. (8), 1991.

ASSISTS, TOURNAMENT

65—Rochester Inst., 1984 (37 goals, 4 games)

POINTS

35—Rochester Inst. vs. Oswego St., 1984 (13 goals, 22 assists).

POINTS, BOTH TEAMS

46—Wis.-Stevens Point (12 goals, 17 assists) vs. Salem St. (7 goals, 10 assists), 1992.

POINTS, TOURNAMENT

102—Rochester Inst., 1984 (37 goals, 65 assists).

PENALTIES

22—Rochester Inst. vs. Norwich, 1999.

PENALTIES, BOTH TEAMS

39—Wis.-Stevens Point (18) vs. Plattsburgh St. (21), 1990.

FEWEST PENALTIES

0—Wis.-River Falls vs. Rochester Inst., 1996.

FEWEST PENALTIES, BOTH TEAMS

3—Rochester Inst. (3) vs. Wis.-River Falls (0), 1996.

SHOTS ON GOAL

70—Norwich vs. Wis.-Superior, 1997 (2 ot).

SHOTS ON GOAL, BOTH TEAMS

119—Norwich (70) vs. Wis.-Superior (49), 1997 (2 ot).

SHOTS ON GOAL, PERIOD

31—Minn. St. Mankato vs. Plattsburgh St., 1986 (second).

SHOTS ON GOAL, BOTH TEAMS, PERIOD

50—Geneseo St. (24) vs. Babson (26), 1990 (second).

FEWEST SHOTS ON GOAL

10—Wentworth Inst. vs. Middlebury, 2002 (both games).

FEWEST SHOTS ON GOAL, BOTH TEAMS

39—Babson (16) vs. Union (N.Y.) (23), 1989; Wis.-

River Falls (19) vs. Wis.-Stevens Point (20), 1994.

FEWEST SHOTS ON GOAL, REGULATION PERIOD

0—Wentworth Inst. vs. Middlebury, 2002 (second).

FEWEST SHOTS ON GOAL, BOTH TEAMS, REGULATION PERIOD

9—Wis.-Stevens Point (5) vs. Rochester Inst. (4), 1989 (first); Wis.-River Falls (5) vs. St. Mary's (Minn.) (4), 1995 (first); Middlebury (6) vs. Wis.-River Falls (3), 1995 (first); Rochester Inst. (5) vs. Wis.-River Falls (2), 2001 (third).

LONGEST GAME

93:26—Union (N.Y.) vs. Rochester Inst., 1984 (4 ot).

CHAMPIONSHIP GAME**GOALS**

10—Wis.-Stevens Point vs. Plattsburgh St. (1), 1990.

GOALS, BOTH TEAMS

13—Bemidji St. (8) vs. Plattsburgh St. (5), 1986.

GOALS, PERIOD

5—Wis.-Stevens Point vs. Plattsburgh St., 1990 (first).

GOALS, BOTH TEAMS, PERIOD

6—Bemidji St. (4) vs. Plattsburgh St. (2), 1986 (second); Plattsburgh St. (4) vs. Oswego St. (2), 1987 (second); Wis.-Stevens Point (5) vs. Plattsburgh St. (1), 1990.

GOALS, LOSING TEAM

5—Plattsburgh St. vs. Bemidji St. (8), 1985.

FEWEST GOALS

0—Union (N.Y.) vs. Babson (8), 1984; Fredonia St. vs. Middlebury (1), 1995; Wis.-Superior vs. Middlebury (5), 1999.

FEWEST GOALS, BOTH TEAMS

1—Middlebury (1) vs. Fredonia St. (0), 1995.

FEWEST GOALS ALLOWED

0—Babson vs. Union (N.Y.), 1984; Middlebury vs. Fredonia St., 1995; Middlebury vs. Wis.-Superior, 1999.

WINNING MARGIN

9—Wis.-Stevens Point (10) vs. Plattsburgh St. (1), 1990.

FASTEST CONSECUTIVE GOALS

:15—Plattsburgh St. (Dave Piromalli) vs. Oswego St., 1987 (third).

FASTEST CONSECUTIVE GOALS, BOTH TEAMS

:10—Wis.-River Falls (Tom Niles) then Elmira (Hank Banas), 1988 (second).

ASSISTS

15—Babson vs. Union (N.Y.), 1984; Plattsburgh St. vs. Oswego St., 1987; Wis.-Stevens Point vs. Plattsburgh St., 1990.

ASSISTS, BOTH TEAMS

22—Bemidji St. (14) vs. Plattsburgh St. (8), 1986.

POINTS

25—Wis.-Stevens Point vs. Plattsburgh St., 1990 (10 goals, 15 assists).

POINTS, BOTH TEAMS

35—Bemidji St. (8 goals, 14 assists) vs. Plattsburgh St. (5 goals, 8 assists), 1986.

PENALTIES

21—Plattsburgh St. vs. Wis.-Stevens Point, 1990.

PENALTIES, BOTH TEAMS

39—Plattsburgh St. (21) vs. Wis.-Stevens Point (18), 1990.

FEWEST PENALTIES

1—Middlebury vs. Fredonia St., 1995.

FEWEST PENALTIES, BOTH TEAMS

7—Middlebury (1) vs. Fredonia St. (6), 1995; Rochester Inst. (3) vs. Middlebury (4), 1996.

SHOTS ON GOAL

57—Wis.-Stevens Point vs. Plattsburgh St., 1990.

SHOTS ON GOAL, BOTH TEAMS

80—Plattsburgh St. (43) vs. Wis.-Stevens Point (37), 1992 (10 goals).

SHOTS ON GOAL, PERIOD

21—Wis.-Stevens Point vs. Plattsburgh St., 1990 (first).

SHOTS ON GOAL, BOTH TEAMS, PERIOD

31—Wis.-Stevens Point (21) vs. Plattsburgh St. (10), 1990 (first).

FEWEST SHOTS ON GOAL

12—Wis.-Superior vs. Middlebury, 1999.

FEWEST SHOTS ON GOAL, BOTH TEAMS

43—Wis.-Stevens Point (24) vs. Rochester Inst. (19), 1989.

FEWEST SHOTS ON GOAL, PERIOD

1—Plattsburgh St. vs. Wis.-Stevens Point, 1990 (third).

FEWEST SHOTS ON GOAL, BOTH TEAMS, REGULATION PERIOD

9—Wis.-Stevens Point (5) vs. Rochester Inst. (4), 1989 (first).

LONGEST GAME

63:51—Wis.-Stevens Point (4) vs. Wis.-River Falls (3), 1993 (ot).

Won-Lost-Tied Records in Tournament Play

Minigames not included in team's won-lost record.

Team (Years Participated)	Yrs.	Won	Lost	Tied	Pct.	1st	2nd	3rd	4th
Amherst (1999).....	1	0	2	0	.000	0	0	0	0
Augsburg (1984-98).....	2	3	4	1	.438	0	0	0	2
Babson (1984-85-86-87-88-89-90-91-92-93).....	10	13	11	6	.533	1	0	4	0
Bemidji St. (1985-86-87-88-89).....	5	11	9	0	.550	1	1	2	1
Bowdoin (1996-2002).....	2	0	4	0	.000	0	0	0	0
Colby (1996).....	1	0	2	0	.000	0	0	0	0
Concordia-M'head (1987-00).....	2	0	4	0	.000	0	0	0	0
Elmira (1986-88-90-91-92-93-94-97-2003).....	9	9	14	2	.400	0	1	1	1
Fredonia St. (1994-95).....	2	4	3	1	.563	0	1	1	0
Geneseo St. (1990).....	1	0	0	2	.500	0	0	0	0
Gust. Adolphus (1990-91-93).....	3	0	4	2	.167	0	0	0	0
Lake Forest (1991).....	1	0	2	0	.000	0	0	0	0
Lebanon Valley (2001).....	1	0	2	0	.000	0	0	0	0
Mercyhurst (1991).....	1	1	1	0	.500	0	0	0	0
Middlebury (1995-96-97-98-99-2000-01-02-03).....	9	22	5	2	.793	5	0	2	0
Minn. St. Mankato (1985-86-90-91-92).....	5	5	8	3	.406	0	1	1	1
New England Col. (1984-2001).....	2	0	3	1	.125	0	0	0	0
Norwich (1987-97-99-2000-02-03).....	6	14	5	2	.750	2	1	1	1
Oswego St. (1984-87-88-89-91-98-2003).....	7	5	12	0	.294	0	2	0	0
*Plattsburgh St. (1985-86-87-88-90-92-93-95-97-98-99-2000-01-02).....	14	18	14	8	.550	2	1	3	2
Potsdam St. (1996).....	1	0	2	0	.000	0	0	0	0
Rochester Inst. (1984-85-86-89-94-96-97-98-99-2000-01-02).....	12	22	15	4	.585	1	3	2	1

Team (Years Participated)

Team (Years Participated)	Yrs.	Won	Lost	Tied	Pct.	1st	2nd	3rd	4th
St. Cloud St. (1987).....	1	2	2	0	.500	0	0	1	0
St. John's (Minn.) (1996-97-2001-03).....	4	2	6	1	.278	0	0	1	0
St. Mary's (Minn.) (1989-95).....	2	0	4	0	.000	0	0	0	0
St. Norbert (1997-98-99-2002-03).....	5	4	5	1	.450	0	0	1	0
St. Thomas (Minn.) (1984-85-86-88-90-92-94-99-2000-02).....	10	5	13	4	.318	0	1	0	0
Salem St. (1985-87-92-93-94-95).....	6	6	9	1	.406	0	0	1	1
Trinity (Conn.) (2003).....	1	0	1	0	.000	0	0	0	0
Union (N.Y.) (1984-85-86-89).....	4	4	7	1	.375	0	1	1	0
Wentworth Inst. (2000-02-03).....	3	0	5	0	.000	0	0	0	0
Wis.-Eau Claire (1989).....	1	0	2	0	.000	0	0	0	0
Wis.-River Falls (1984-88-93-94-95-96-98-2001-03).....	9	21	10	0	.677	2	1	2	1
Wis.-Stevens Point (1988-89-90-91-92-93-94-95-98).....	9	19	12	3	.614	4	2	0	0
Wis.-Superior (1992-93-94-95-96-97-99-2001-02).....	10	22	14	3	.603	1	3	1	4

*Record adjusted by the NCAA Committee on Infractions.

All-Time Results

1984 First Round: Augsburg 8, St. Thomas (Minn.) 7; Augsburg 5, St. Thomas (Minn.) 5 (ot) (Augsburg wins, 13-12). Babson 4, New England Col. 3; Babson 2, New England Col. 2 (ot) (Babson wins, 6-5). Rochester Inst. 13, Oswego St. 2; Rochester Inst. 10, Oswego St. 1 (Rochester Inst. wins, 23-3). Union (N.Y.) 4, Wis.-River Falls 0; Wis.-River Falls 6, Union (N.Y.) 4 (Union wins, 8-6). **Semifinals:** Babson 7, Augsburg 2; Union (N.Y.) 5, Rochester Inst. 4 (4 ot). **Third Place:** Rochester Inst. 10, Augsburg 1. **Championship:** Babson 8, Union (N.Y.) 0.

1985 First Round: Union (N.Y.) 5, Babson 1; Babson 3, Union (N.Y.) 2 (Union wins, 7-4). Rochester Inst. 5, St. Thomas (Minn.) 4; Rochester Inst. 5, St. Thomas (Minn.) 2 (Rochester Inst. wins, 10-6). Plattsburgh St. 6, Salem St. 1; Plattsburgh St. 4, Salem St. 2 (Plattsburgh St. wins, 10-3). Minn. St. Mankato 4, Bemidji St. 2; Bemidji St. 9, Minn. St. Mankato 2 (Bemidji St. wins, 11-6). **Semifinals:** Rochester Inst. 3, Union (N.Y.) 2; Bemidji St. 8, Plattsburgh St. 7 (3 ot). **Third Place:** Union (N.Y.) 9, Plattsburgh St. 6. **Championship:** Rochester Inst. 5, Bemidji St. 1.

1986 First Round: Minn. St. Mankato 6, St. Thomas (Minn.) 5; St. Thomas (Minn.) 6, Minn. St. Mankato 1; Minn. St. Mankato 2, St. Thomas (Minn.) 0 (minigame). *Plattsburgh St. 7, Babson 5; Babson 8, *Plattsburgh St. 5; *Plattsburgh St. 3, Babson 1 (minigame). Bemidji St. 4, Elmira 2; Elmira 5, Bemidji St. 3; Bemidji St. 3, Elmira 0 (minigame). Rochester Inst. 4, Union (N.Y.) 1; Rochester Inst. 8, Union (N.Y.) 7. **Semifinals:** *Plattsburgh St. 7, Minn. St. Mankato 5; Bemidji St. 4, Rochester Inst. 3 (ot). **Third Place:** Rochester Inst. 6, Minn. St. Mankato 0. **Championship:** Bemidji St. 8, *Plattsburgh St. 5.

*Plattsburgh State's participation in the 1986 tournament vacated by the NCAA Committee on Infractions.

1987 First Round: *Plattsburgh St. 6, Norwich 2; Norwich 4, *Plattsburgh St. 3; *Plattsburgh St. 2, Norwich 1 (minigame-ot). Bemidji St. 3, Concordia-Mhead 1; Bemidji St. 8, Concordia-Mhead 6. Oswego St. 3, Babson 2; Babson 2, Oswego St. 1; Oswego St. 1, Babson 0 (minigame). Salem St. 8, St. Cloud St. 4; St. Cloud St. 3, Salem St. 2 (ot). St. Cloud St. 2, Salem St. 1 (minigame). **Semifinals:** *Plattsburgh St. 7, Bemidji St. 4; Oswego St. 5, St. Cloud St. 2. **Third Place:** St. Cloud St. 6, Bemidji St. 4. **Championship:** *Plattsburgh St. 8, Oswego St. 3.

*Plattsburgh State's participation in the 1987 tournament vacated by the NCAA Committee on Infractions.

1988 First Round: Elmira 6, Oswego St. 3; Elmira 10, Oswego St. 2. Babson 5, *Plattsburgh St. 2; *Plattsburgh St. 3, Babson 2; Babson 1, *Plattsburgh St. 0 (minigame). Wis.-River Falls 6, Wis.-Stevens Point 5; Wis.-River Falls 9, Wis.-Stevens Point 5. Bemidji St. 5, St. Thomas (Minn.) 1; Bemidji St. 3, St. Thomas (Minn.) 1. **Semifinals:** Babson 4, Elmira 3; Elmira 9, Babson 1; Elmira 2, Babson 1 (minigame-ot). Wis.-River Falls 6, Bemidji St. 4; Wis.-River Falls 5, Bemidji St. 3. **Championship:** Wis.-River Falls 7, Elmira 1; Elmira 5, Wis.-River Falls 3; Wis.-River Falls 3, Elmira 0 (minigame).

*Plattsburgh State's participation in the 1988 tournament vacated by the NCAA Committee on Infractions.

1989 First Round: Oswego St. 7, Rochester Inst. 5; Rochester Inst. 5, Oswego St. 2; Rochester Inst. 4, Oswego St. 1 (minigame). Babson 1, Union (N.Y.) 1; Babson 3, Union (N.Y.) 2. Wis.-Stevens Point 5, Wis.-Eau Claire 2; Wis.-Stevens Point 5, Wis.-Eau Claire 3. Bemidji St. 5, St. Mary's (Minn.) 4; Bemidji St. 7, St. Mary's (Minn.) 2. **Semifinals:** Rochester Inst. 6, Babson 2; Rochester Inst. 7, Babson 5. Wis.-Stevens Point 11, Bemidji St. 0; Wis.-Stevens Point 6, Bemidji St. 3. **Championship:** Wis.-Stevens Point 3, Rochester Inst. 3; Wis.-Stevens Point 3, Rochester Inst. 2.

1990 First Round: Elmira 5, Plattsburgh St. 2; Plattsburgh St. 4, Elmira 2; Plattsburgh St. 1, Elmira 0 (minigame). Babson 3, Geneseo St. 3; Babson 1, Geneseo St. 1; Babson 1, Geneseo St. 0 (minigame). Wis.-Stevens Point 4, St. Thomas (Minn.) 4; Wis.-Stevens Point 3, St. Thomas (Minn.) 0. Minn. St. Mankato 4, Gust. Adolphus 1; Minn. St. Mankato 2, Gust. Adolphus 2. **Semifinals:** Plattsburgh St. 4, Babson 4; Plattsburgh St. 4, Babson 4; Plattsburgh St. 2, Babson 1 (minigame). Wis.-Stevens Point 5, Minn. St. Mankato 4; Wis.-Stevens Point 3, Minn. St. Mankato 3. **Championship:** Wis.-Stevens Point 10, Plattsburgh St. 1; Plattsburgh St. 6, Wis.-Stevens Point 3; Wis.-Stevens Point 1, Plattsburgh St. 0 (minigame).

1991 First Round: Wis.-Stevens Point 9, Lake Forest 1; Wis.-Stevens Point 6, Lake Forest 3. Babson 4, Oswego St. 1; Babson 10, Oswego St. 4. Mercyhurst 5, Elmira 4; Elmira 7, Mercyhurst 6; Elmira 2, Mercyhurst 1 (minigame-ot). Minn. St. Mankato 4, Gust. Adolphus 4 (minigame-ot). Minn. St. Mankato 7, Gust. Adolphus 2. **Semifinals:** Wis.-Stevens Point 5, Babson 2; Minn. St. Mankato 7, Elmira 3. **Third Place:** Babson 3, Elmira 2. **Championship:** Wis.-Stevens Point 6, Minn. St. Mankato 2.

1992 First Round: Plattsburgh St. 3, Elmira 1; Plattsburgh St. 8, Elmira 1. Wis.-Superior 8, Minn. St. Mankato 7; Wis.-Superior 4, Minn. St. Mankato 3. Salem St. 6, Babson 4; Babson 4, Salem St. 3; Salem St. 3, Babson 0 (minigame). St. Thomas (Minn.) 4, Wis.-Stevens Point 3; Wis.-Stevens Point 4, St. Thomas (Minn.) 2; Wis.-Stevens Point 1, St. Thomas (Minn.) 0 (minigame). **Semifinals:** Plattsburgh St. 8, Wis.-Superior 5; Wis.-Stevens Point 12, Salem St. 7. **Third Place:** Salem St. 7, Wis.-Superior 6 (ot). **Championship:** Plattsburgh St. 7, Wis.-Stevens Point 3.

1993 First Round: Plattsburgh St. 5, Babson 2; Plattsburgh St. 9, Babson 4. Wis.-River Falls 5, Gust. Adolphus 2; Wis.-River Falls 4, Gust. Adolphus 2. Salem St. 6, Elmira 2; Elmira 10, Salem St. 4; Elmira 4, Salem St. 0 (minigame). Wis.-Stevens Point 5, Wis.-Superior 3; Wis.-Superior 8, Wis.-Stevens Point 3; Wis.-Stevens Point 2, Wis.-Superior 0 (minigame). **Semifinals:** Wis.-River Falls 4, Plattsburgh St. 2; Wis.-Stevens Point 7, Elmira 2. **Third Place:** Elmira 8, Plattsburgh St. 3. **Championship:** Wis.-Stevens Point 4, Wis.-River Falls 3 (ot).

1994 First Round: Fredonia St. 3, Rochester Inst. 3; Fredonia St. 7, Rochester Inst. 0. Wis.-River Falls 4, Wis.-Stevens Point 2; Wis.-River Falls 4, Wis.-Stevens Point 3. Salem St. 6, Elmira 4; Salem St. 4, Elmira 4. Wis.-Superior 3, St. Thomas (Minn.) 3; Wis.-Superior 5, St. Thomas (Minn.) 1. **Semifinals:** Wis.-River Falls 4, Fredonia St. 3; Wis.-Superior 3, Salem St. 2 (ot). **Third Place:** Fredonia St. 7, Salem St. 4. **Championship:** Wis.-River Falls 6, Wis.-Superior 4.

1995 First Round: Fredonia St. 8, Salem St. 2; Salem St. 8, Fredonia St. 3; Fredonia St. 3, Salem St. 0 (minigame). Wis.-Superior 8, Wis.-Stevens Point 4; Wis.-Superior 5, Wis.-Stevens Point 2. Middlebury 3, Plattsburgh St. 2; Middlebury 6, Plattsburgh St. 1. Wis.-River Falls 5, St. Mary's (Minn.) 1; Wis.-River Falls 5, St. Mary's (Minn.) 3. **Semifinals:** Fredonia St. 4, Wis.-Superior 3; Middlebury 3, Wis.-River Falls 1. **Third Place:** Wis.-River Falls 6, Wis.-Superior 5 (ot). **Championship:** Middlebury 1, Fredonia St. 0.

1996 First Round: Middlebury 2, Colby 1; Middlebury 5, Colby 1. Wis.-Superior 6, St. John's (Minn.) 5; Wis.-Superior 7, St. John's (Minn.) 2. Wis.-River Falls 7, Bowdoin 1; Wis.-River Falls 7, Bowdoin 3. Rochester Inst. 6, Potsdam St. 3; Rochester Inst. 5, Potsdam St. 3. **Semifinals:** Middlebury 4, Wis.-Superior 3; Rochester Inst. 2, Wis.-River Falls 1. **Third Place:** Wis.-River Falls 8, Wis.-Superior 2. **Championship:** Middlebury 3, Rochester Inst. 2.

1997 First Round: Norwich 3, Plattsburgh St. 3; Norwich 5, Plattsburgh St. 2. St. Norbert 2, Wis.-Superior 0; Wis.-Superior 4, St. Norbert 1; Wis.-Superior 1, St. Norbert 0 (minigame). St. John's (Minn.) 2, Elmira 2; St. John's (Minn.) 4, Elmira 2. Middlebury 6, Rochester Inst. 4; Middlebury 6, Rochester Inst. 3. **Semifinals:** Wis.-Superior 2, Norwich 1 (2 ot); Middlebury 4, St. John's (Minn.) 1. **Third Place:** St. John's (Minn.) 4, Norwich 3. **Championship:** Middlebury 3, Wis.-Superior 2.

1998 First Round: Middlebury 5, Oswego St. 1; Middlebury 6, Oswego St. 3. Plattsburgh St. 6, Rochester Inst. 3; Rochester Inst. 3, Plattsburgh St. 2; Plattsburgh St. 2, Rochester Inst. 0 (minigame). Augsburg 3, Wis.-River Falls 2; Augsburg 4, Wis.-River Falls 3. St. Norbert 3, Wis.-Stevens Point 1; Wis.-Stevens Point 2, St. Norbert 1; Wis.-Stevens Point 2, St. Norbert 0. **Semifinals:** Middlebury 5, Augsburg 2; Wis.-Stevens Point 8, Plattsburgh St. 2. **Third Place:** Plattsburgh St. 9, Augsburg 5. **Championship:** Middlebury 2, Wis.-Stevens Point 1.

1999 First Round: St. Norbert 4, Middlebury 2; Middlebury 6, St. Norbert 3; Middlebury 2, St. Norbert 0 (minigame); Rochester Inst. 7, Amherst 2; Rochester Inst. 6, Amherst 2. Wis.-Superior 5, St. Thomas (Minn.) 5; Wis.-Superior 4, St. Thomas (Minn.) 3; Norwich 4, Plattsburgh St. 4; Norwich 3, Plattsburgh St. 2. **Semifinals:** Middlebury 9, Rochester Inst. 3; Wis.-Superior 4, Norwich 2. **Third Place:** Norwich 9, Rochester Inst. 2. **Championship:** Middlebury 5, Wis.-Superior 0.

2000 First Round: Norwich 4, Rochester Inst. 1; Wis.-Superior 3, Concordia-Mhead 2; St. Thomas (Minn.) 6, Wentworth Inst. 0; Middlebury 1, Plattsburgh St. 1; Norwich 5, Rochester Inst. 1; Wis.-Superior 4, Concordia-Mhead 1; St. Thomas (Minn.) 10, Wentworth Inst. 3; Middlebury 4, Plattsburgh St. 4 (Plattsburgh St. wins minigame, 1-0). **Semifinals:** Norwich 5, Wis.-Superior 4 (overtime); St. Thomas (Minn.) 7, Plattsburgh St. 1. **Third Place:** Plattsburgh St. 2, Wis.-Superior 0. **Championship:** Norwich 2, St. Thomas (Minn.) 1.

2001 First Round: Rochester Inst. 8, Lebanon Valley 1; Rochester Inst. 10, Lebanon Valley 2; Wis.-River Falls 8, New England College 1; Wis.-River Falls 2, New England College 1; Wis.-Superior 5, St. John's (Minn.) 4; Wis.-Superior 4, St. John's (Minn.) 0; Plattsburgh St. 3, Middlebury 1; Plattsburgh St. 5, Middlebury 2.

Semifinals: Plattsburgh St. 5, Wis.-Superior 3; Rochester Inst. 5, Wis.-River Falls 2. **Third Place:** Wis.-Superior 3, Wis.-River Falls 1. **Championship:** Plattsburgh St. 6, Rochester Inst. 2.

2002 First Round: Wis.-Superior 2, St. Thomas (Minn.) 1. **Quarterfinal series:** Rochester Inst. 4, Plattsburgh St. 4 (ot); Norwich 3, Bowdoin 0; Middlebury 6, Wentworth Inst. 0; St. Norbert 4, Wis.-Superior 4 (ot); Rochester Inst. 2, Plattsburgh St. 2 (ot) (Plattsburgh St. wins mini-game, 1-0) (Plattsburgh St. advances); Norwich 7, Bowdoin 0 (Norwich advances); Middlebury 9,

Wentworth Inst. 0 (Middlebury advances); Wis.-Superior 4, St. Norbert 2 (Wis.-Superior advances). **Semifinals:** Norwich 5, Middlebury 2; Wis.-Superior 5, Plattsburgh St. 0. **Championship:** Wis.-Superior 3, Norwich 2 (ot).

2003 First Round: Wis.-River Falls 2, St. John's (Minn.) 0. **Quarterfinals:** Middlebury 5, Elmira 1; Oswego St. 4, Wentworth Inst. 3; St. Norbert 5, Wis.-River Falls 2. **Semifinals:** Oswego St. 6, Middlebury 0; Norwich 6, St. Norbert 3. **Championship:** Norwich 2, Oswego St. 1.

Rifle



NATIONAL COLLEGIATE MEN'S AND WOMEN'S

2003 Championships

Edited by: Crissy Schluep

Highlights

Alaska Fairbanks earned its fifth consecutive team title and sixth overall March 15-16 at Army. Alaska Fairbanks won both smallbore and air rifle, and broke the smallbore record of 4,713 set in 1999, with a 4,717 out of a perfect 4,800. Xavier was second in both disciplines. Individually, Alaska Fairbanks' Jamie Beyerle won the air rifle championship, edging teammate Per Sandberg. Teammate Matthew Emmons won the smallbore title for the third straight year. For the complete story, go to the March 31, 2003, edition of The NCAA News at www.ncaa.org on the World Wide Web.

TEAM STANDINGS

* Alas. Fairbanks, 4,717 (smallbore — Matthew Emmons 1,184, Jamie Beyerle 1,180, Per Sandberg 1,180, Karl Olsson 1,173) — 1,570 (air rifle — Sandberg 397, Beyerle 394, Emmons 393, Olsson 386) — 6,287.

1. *Alas. Fairbanks.....4,717—1,570—6,287	6. Kentucky.....4,613—1,526—6,139
2. Xavier.....4,645—1,552—6,197	7. West Virginia.....4,628—N/A—4,628
3. Murray St.....4,619—1,539—6,158	8. Tennessee Tech.....4,610—N/A—4,610
4. Nevada.....4,609—1,543—6,152	9. Navy.....N/A—1,531—1,531
5. Jacksonville St.....4,599—1,542—6,141	10. Air Force.....N/A—1,528—1,528



Photo by Jamie Schwaberow/NCAA Photos

Alaska Fairbanks senior Matthew Emmons led the Nanooks to the team championship, their fifth consecutive.

INDIVIDUAL RESULTS

Smallbore—1. Matthew Emmons, Alas. Fairbanks, 1,191; 2. Bradley Wheeldon, Kentucky, 1,183; 3. Jamie Beyerle, Alas. Fairbanks, 1,182; 4. Hannah Kerr, Xavier, 1,179; 5. Joseph Hein, Alas. Fairbanks, 1,178; 6. Per Sandberg, Alas. Fairbanks, 1,176; 7. Matthew Albright, Navy, 1,173 (77 inner tens); 8. Morgan Hicks, Murray St., 1,173 (75); 9. Karl Olsson, Alas. Fairbanks, 1,170; 10. Abhijeet Konduskar, Ohio St., 1,167; 11. Nicole Allaire, West Virginia, 1,165; 12. Misty Chanek, Tennessee Tech, 1,164; 13. Jonathan Hammond, West Virginia, 1,162.

Air rifle—1. Jamie Beyerle, Alas. Fairbanks, 395; 2. Per Sandberg, Alas. Fairbanks, 394; 3. Bradley Wheeldon, Kentucky, 393; 4. Morgan Hicks, Murray St., 392; 5. Ryan Tanoue, Nevada, 390; 6. James Kauber, Navy, 388 (26 inner tens); 7. Abhijeet Konduskar, Ohio St., 388 (25); 8. Hannah Kerr, Xavier, 388 (21); 9. Nicole Allaire, West Virginia, 385; 10. Matthew Emmons, Alas. Fairbanks, 383; 11. Whitney Prather, Xavier, 377.

History

Team Results

Year	Champion	Coach	Score	Runner-Up	Score	Host or Site
1980.....	Tennessee Tech	James Newkirk	6,201	West Virginia	6,150	East Tenn. St.
1981.....	Tennessee Tech	James Newkirk	6,139	West Virginia	6,136	Army
1982.....	Tennessee Tech	James Newkirk	6,138	West Virginia	6,136	VMI
1983.....	West Virginia	Edward Etzel	6,166	Tennessee Tech	6,148	Xavier
1984.....	West Virginia	Edward Etzel	6,206	East Tenn. St.	6,142	Murray St.

Year	Champion	Coach	Score	Runner-Up	Score	Host or Site
1985.....	Murray St.	Elvis Green	6,150	West Virginia	6,149	Army
1986.....	West Virginia	Edward Etzel	6,229	Murray St.	6,163	Navy
1987.....	Murray St.	Elvis Green	6,205	West Virginia	6,203	Xavier
1988.....	West Virginia	Greg Perrine	6,192	Murray St.	6,183	VMI
1989.....	West Virginia	Edward Etzel	6,234	South Fla.	6,180	Murray St.
1990.....	West Virginia	Marsha Beasley	6,205	Navy	6,101	Navy
1991.....	West Virginia	Marsha Beasley	6,171	Alas. Fairbanks	6,110	Army
1992.....	West Virginia	Marsha Beasley	6,214	Alas. Fairbanks	6,166	Murray St.
1993.....	West Virginia	Marsha Beasley	6,179	Alas. Fairbanks	6,169	VMI
1994.....	Alas. Fairbanks	Randy Pitney	6,194	West Virginia	6,187	Murray St.
1995.....	West Virginia	Marsha Beasley	6,241	Air Force	6,187	Navy
1996.....	West Virginia	Marsha Beasley	6,179	Air Force	6,168	Air Force
1997.....	West Virginia	Marsha Beasley	6,223	Kentucky	6,175	Murray St.
1998.....	West Virginia	Marsha Beasley	6,214	Alas. Fairbanks	6,211	Murray St.
1999.....	Alas. Fairbanks	Randy Pitney	6,276	Navy	6,168	Norwich
2000.....	Alas. Fairbanks	Randy Pitney	6,285	Xavier	6,156	VMI
2001.....	Alas. Fairbanks	Dave Johnson	6,283	Kentucky	6,175	Ohio St.
2002.....	Alas. Fairbanks	Dave Johnson	6,241	Kentucky	6,209	Murray St.
2003.....	Alas. Fairbanks	Dave Johnson	6,287	Xavier	6,197	Army

TEAM CHAMPIONSHIPS

West Virginia 13, Alas. Fairbanks 6, Tennessee Tech 3, Murray St. 2.

INDIVIDUAL CHAMPIONSHIPS

West Virginia 16, Alas. Fairbanks 11, Murray St. 6, Tennessee Tech 5, South Fla. 2, Kentucky, Navy, Nebraska, Nevada, Norwich, Tenn.-Martin, UTEP, Xavier, 1 each.

Individual Records

HIGHEST SCORES

(Fired in team competition)

SMALLBORE, AGGREGATE

1,191—Matthew Emmons, Alas. Fairbanks, 2003.

SMALLBORE, STANDING (40 SHOTS)

393—Matthew Emmons, Alas. Fairbanks, 2000.

SMALLBORE, KNEELING (40 SHOTS)

398—John Duus, East Tenn. St., 1980; Stefan Thynell, West Virginia, 1980.

AIR RIFLE (40 Shots, Using Old Target)

394—Pat Spurgin, Murray St., 1987.

AIR RIFLE (Using Target Instituted in 1989-90)

398—Matthew Emmons, Alas. Fairbanks, 2001; Kelly Mansfield, Alas. Fairbanks, 2000.

Team Records

HIGHEST SCORE

TOTAL (Using Old Air Rifle Target)

6,234—West Virginia, 1989 (Tammie DeAngelis 1,171-395—1,566; Gary Hardy 1,175-384—1,559; Web Wright 1,168-390—1,558; Thomas Bernstein 1,157, smallbore only; Ann-Marie Pfflner 394, air rifle only).

TOTAL (Using Air Rifle Target Instituted in 1989-90)

6,287—Alas. Fairbanks, 2003 (Matthew Emmons 1,184-393—1,577; Per Sandberg 1,180-397—1,577; Jamie Beyerle 1,180-394—1,574; Karl Olsson 1,173-386—1,559).

SMALLBORE

4,717—Alas. Fairbanks, 2003 (Matthew Emmons 1,184, Jamie Beyerle 1,180, Per Sandberg 1,180, Karl Olsson 1,173).

AIR RIFLE (Using Old Target)

1,563—West Virginia, 1989 (Tammie DeAngelis 395, Ann-Marie Pfflner 394, Web Wright 390, Gary Hardy 384).

AIR RIFLE (Using Target Instituted in 1989-90)

1,578—Alas. Fairbanks, 2000 (Matthew Emmons 391, Per Sandberg 394, Melissa Mulloy 395, Kelly Mansfield 398).

Individual Champions

SMALLBORE

1980 Rod Fitz-Randolph, Tennessee Tech, 1,176
 1981 Kurt Fitz-Randolph, Tennessee Tech, 1,173
 1982 Kurt Fitz-Randolph, Tennessee Tech, 1,167
 1983 David Johnson, West Virginia, 1,175
 1984 Bob Broughton, West Virginia, 1,172
 1985 Pat Spurgin, Murray St., 1,168
 1986 Mike Anti, West Virginia, 1,167
 1987 Web Wright, West Virginia, 1,174
 1988 Web Wright, West Virginia, 1,168
 1989 Deb Sinclair, Alas. Fairbanks, 1,171
 1990 Michelle Scarborough, South Fla., 1,165
 1991 Soma Dutta, UTEP, 1,171
 1992 Tim Manges, West Virginia, 1,172
 1993 Eric Uptagraff, West Virginia, 1,174
 1994 Cory Brunetti, Alas. Fairbanks, 1,173
 1995 Oleg Seleznev, Alas. Fairbanks, 1,177
 1996 Joe Johnson, Navy, 1,170
 1997 Marcos Scrivner, West Virginia, 1,176
 1998 Karyn Juziuk, Xavier, 1,169
 1999 Kelly Mansfield, Alas. Fairbanks, 1,185
 2000 Nicole Allaire, Nebraska, 1,183
 2001 Matthew Emmons, Alas. Fairbanks, 1,178
 2002 Matthew Emmons, Alas. Fairbanks, 1,190
 2003 Matthew Emmons, Alas. Fairbanks, 1,191

AIR RIFLE

1980 Rod Fitz-Randolph, Tennessee Tech, 389
 1981 John Rost, West Virginia, 391
 1982 John Rost, West Virginia, 390
 1983 Ray Slonena, Tennessee Tech, 389
 1984 Pat Spurgin, Murray St., 388
 1985 Christian Heller, West Virginia, 387
 1986 Marianne Wallace, Murray St., 392
 1987 Rob Harbison, Tenn.-Martin, 392
 1988 Deena Wigger, Murray St., 390
 1989 Michelle Scarborough, South Fla., 399
 1990 Gary Hardy, West Virginia, 393
 1991 Ann-Marie Pfflner, West Virginia, 391
 1992 Ann-Marie Pfflner, West Virginia, 390
 1993 Trevor Gathman, West Virginia, 390
 1994 Nancy Napolski, Kentucky, 391
 1995 Benjamin Belden, Murray St., 390
 1996 Trevor Gathman, West Virginia, 394
 1997 Marra Hastings, Murray St., 393
 1998 Emily Caruso, Norwich, 393
 1999 Kelly Mansfield, Alas. Fairbanks, 396
 2000 Kelly Mansfield, Alas. Fairbanks, 398
 2001 Matthew Emmons, Alas. Fairbanks, 392
 2002 Ryan Tanoue, Nevada, 392
 2003 Jamie Beyerle, Alas. Fairbanks, 395

All-Time Results

1980: 1. Tennessee Tech, 6,201; 2. West Virginia, 6,150; 3. East Tenn. St., 6,118; 4. Murray St., 6,097; 5. Eastern Ky., 5,959; 6. Navy, 5,957; 7. Army, 5,901; 8. Western Ky., 5,901; 9. Alas. Fairbanks, 5,878; 10. Air Force, 5,797.

1981: 1. Tennessee Tech, 6,139; 2. West Virginia, 6,136; 3. East Tenn. St., 6,121; 4. Eastern Ky., 6,104; 5. Murray St., 6,072; 6. Army, 6,060; 7. Navy, 6,016; 8. St. John's (N.Y.), 5,960; 9. Penn St., 5,896; 10. Air Force, 5,817.

1982: 1. Tennessee Tech, 6,138; 2. West Virginia, 6,136; 3. Eastern Ky., 6,128; 4. East Tenn. St., 6,125; 5. Murray St., 6,089; 6. Army, 6,014; 7. Navy, 6,012; 8. St. John's (N.Y.), 5,968; 9. North Carolina St., 5,934.

1983: 1. West Virginia, 6,166; 2. Tennessee Tech, 6,148; 3. East Tenn. St., 6,100; 4. Murray St., 6,094; 5. Army, 6,073; 6. Eastern Ky., 6,032; 7. Eastern Wash., 5,976.

1984: 1. West Virginia, 6,206; 2. East Tenn. St., 6,142; 3. Tennessee Tech, 6,121; 4. Eastern Ky., 6,107; 5. Murray St., 6,076; 6. Army, 6,058; 7. Eastern Wash., 5,867.

1985: 1. Murray St., 6,150; 2. West Virginia, 6,149; 3. East Tenn. St., 6,102; 4. Tennessee Tech, 6,069; 5. Army, 6,063; 6. Eastern Ky., 6,049; 7. Tenn.-Martin, 5,993.

1986: 1. West Virginia, 6,229; 2. Murray St., 6,163; 3. Army, 6,138; 4. Tennessee Tech, 6,090; 5. South Fla., 6,085; 6. East Tenn. St., 6,085; 7. Washington St., 6,016.

1987: 1. Murray St., 6,205; 2. West Virginia, 6,203; 3. South Fla., 6,175; 4. Tennessee Tech, 6,113; 5. Navy, 6,107; 6. Army, 6,094.

1988: 1. West Virginia, 6,192; 2. Murray St., 6,183; 3. South Fla., 6,152; 4. Tennessee Tech, 6,140; 5. Alas. Fairbanks, 6,135; 6. Tenn.-Martin, 6,086; 7. St. John's (N.Y.), 6,075; 8. Navy, 6,056.

1989: 1. West Virginia, 6,234; 2. South Fla., 6,180; 3. Tennessee Tech, 6,167; 4. Air Force, 6,110; 5. Murray St., 6,102; 6. Alas. Fairbanks, 6,069; 7. UTEP, 6,039.

1990: 1. West Virginia, 6,205; 2. Navy, 6,101; 3. Tennessee Tech, 6,097; 4. Murray St., 6,094; 5. Xavier, 6,063; 6. Alas. Fairbanks, 6,047.

1991: 1. West Virginia, 6,171; 2. Alas. Fairbanks, 6,110; 3. Ohio St., 6,100; 4. Canisius, 6,077; 5. Murray St., 6,034; 6. St. John's (N.Y.), 6,016.

1992: 1. West Virginia, 6,214; 2. Alas. Fairbanks, 6,166; 3. Murray St., 6,101; 4. Navy, 6,099; 5. Xavier, 6,068.

1993: 1. West Virginia, 6,179; 2. Alas. Fairbanks, 6,169; 3. Air Force, 6,122; 4. Norwich, 6,115; 5. Xavier, 6,110; 6. Navy, 6,104; 7. Murray St., 6,100.

1994: 1. Alas. Fairbanks, 6,194; 2. West Virginia, 6,187; 3. Kentucky, 6,165; 4. Air Force, 6,161; 5. Murray St., 6,150; 6. Navy, 6,095.

1995: 1. West Virginia, 6,241; 2. Air Force, 6,187; 3. Kentucky, 6,171; 4. Murray St., 6,157; 5. Alas. Fairbanks, 6,154; 6. Navy, 6,136.

1996: 1. West Virginia, 6,179; 2. Air Force, 6,168; 3. Kentucky, 6,160; 4. Navy, 6,140; 5. Alas. Fairbanks, 6,123; 6. Xavier, 6,104.

1997: 1. West Virginia, 6,223; 2. Kentucky, 6,175; 3. Alas. Fairbanks, 6,171; 4. Murray St., 6,159; 5. Air Force, 6,131; 6. Navy, 6,106; 7. Norwich, 6,078.

1998: 1. West Virginia, 6,214; 2. Alas. Fairbanks, 6,211; 3. Kentucky, 6,161; 4. Murray St., 6,112; 5.

Jacksonville St., 6,110; 6. Navy, 6,105; 7. Air Force, 6,090.

1999: 1. Alas. Fairbanks, 6,276; 2. Navy, 6,168; 3. West Virginia, 6,156; 4. Murray St., 6,154; 5. Norwich, 6,145; 6. Kentucky, 6,129; 7. Xavier, 6,102; 8. Jacksonville St., 4,575; 9. Air Force, 1,515.

2000: 1. Alas. Fairbanks, 6,285; 2. Xavier, 6,156; 3. Nebraska, 6,121; 4. Norwich, 6,070; 5. Navy, 6,059; 6. West Virginia, 4,603; 7. Air Force, 4,557; 8. Murray St., 1,532; 9. Jacksonville St., 1,527.

2001: 1. Alas. Fairbanks, 6,283; 2. Kentucky, 6,175; 3. West Virginia, 6,174; 4. Xavier, 6,160; 5. Murray St.,

6,143; 6. Nebraska, 6,135; 7. Tennessee Tech, 6,079; 8. Navy, 4,567; 9. Jacksonville St., 1,544.

2002: 1. Alas. Fairbanks, 6,241; 2. Kentucky, 6,209; 3. Xavier, 6,204; 4. Murray St., 6,193; 5. Tennessee Tech, 6,164; 6. Navy, 6,147; 7. West Virginia, 4,612; 8. Coast Guard, 4,558; 9. Army, 1,541; 10. Nevada, 1,531.

2003: 1. Alas. Fairbanks, 6,287; 2. Xavier, 6,197; 3. Murray St., 6,158; 4. Nevada, 6,152; 5. Jacksonville St., 6,141; 6. Kentucky, 6,139; 7. West Virginia, 4,628; 8. Tennessee Tech, 4,610; 9. Navy, 1,531; 10. Air Force, 1,528.

Photo by Jamie Schwaberow/NCAA Photos



RIFLE

Skiing

NATIONAL COLLEGIATE MEN'S AND WOMEN'S



2003 Championships

Edited by: Marty Benson

Highlights

Utes Back on Top: Utah's Katrin Smigun won both women's Nordic races, and her teammates won two other races as the Utes scored 682 points to win their 10th championship, March 5-8, at Dartmouth. The victory snapped Denver's string of three straight championships.

Utah also won the women's slalom and men's giant slalom. In the former, Lina Johansson won both runs, beating Colby freshman Jenny Lathrop by nearly a full second. The Utes' Ben Thornhill beat out the host's second-place Bradley Wall to win the men's giant slalom.

TEAM STANDINGS

	WGS	MGS	WFXC	MFXC	WSL	MSL	WCXC	MCXC	Total
1. Utah.....	103	109	92	33	99	87	104	78	682
2. Vermont.....	82	88	14	100	90	87	7	83	551
3. Colorado.....	62.5	63	81	57	63	82	83	78	546.5
4. New Mexico.....	72	49.5	94	75	74	34	95	54	541.5
5. Denver.....	75	54	58.5	49	90	72	81	64	522.5
6. Dartmouth.....	47	73	28	57	58	93	46	74	472
7. Nevada.....	33.5	30	87	40	40	62	53	28	373.5
8. Middlebury.....	55	84.5	14	56	32	63	11	48	363.5
9. Alas. Anchorage.....	10	28	59.5	70	10	20	43	91	331.5
10. New Hampshire.....	42	44	27	61	31	26	25	41	307
11. Northern Mich.	0	0	77	52	0	0	78	52	259
12. Alas. Fairbanks.....	0	0	74	63	0	0	69	48	254
13. Colby.....	61.5	68	0	0	73	35	0	0	237.5
14. Williams.....	54.5	35	22	0	38	48	31	0	228.5
15. Western St.	30	16	8	8	22	22	8	4	118
16. Bates.....	0	0	23	25	0	0	10	35	93
17. Whitworth.....	19	0	0	0	20	13	0	0	52
18. Montana St.	12	0	5	0	25	0	3	0	45
19. Harvard.....	0	0	13	0	0	0	21	0	34
20. Michigan Tech.....	0	0	0	13	0	0	0	2	15
21. Wis.-Green Bay.....	0	0	2	0	0	0	5	0	7
22. St. Cloud St.	0	0	1	0	0	0	4	0	5

*Since each team scores a maximum of 21 points out of a possible 24 for each race, the total will not equal the sum of the previous columns in many cases.

Lina Johansson's win in the women's slalom was one of four individual titles Utah claimed on the way to its team championship.

INDIVIDUAL RESULTS

Women's 5-kilometer freestyle cross country—1. Katrin Smigun, Utah, 13:29.7; 2. Mandy Kaempf, Alas. Anchorage, 13:40.9; 3. Sigrid Aas, Alas. Fairbanks, 13:41.1; 4. Jana Rehema, Colorado, 13:47.4; 5. Martina Stursova, New Mexico, 13:54.8; 6. Jenny Wissting, New Mexico, 13:57.1; 7. Sara Svendsen, Utah, 14:02.0; 8. (tie) Karin Camenisch, Denver, and Hilary Patzer, Northern Mich., 14:08.1; 10. Abby McAllister, Nevada, 14:16.8.

11. Emma Garrard, Nevada, 14:18.5; 12. Maija Saarinen, Nevada, 14:19.1; 13. Erinn Whitmer, Alas. Fairbanks, 14:26.2; 14. Claire Critchley, Colorado, 14:26.8; 15. Kristina Strandberg, New Mexico, 14:30.0; 16. Tami Kochen, Northern Mich., 14:34.0; 17. Haley Johnson, Bates; 18. (tie) Rachel Daw, Northern Mich., and Nicole Deyong, Alas. Anchorage, 14:36.2; 20. Barbro Hatlevik, Utah, 14:37.3.

21. Murielle Huberli, Colorado, 14:39.1; 22. Kate Underwood, New Hampshire, 14:39.9; 23. Alison Crocker, Dartmouth, 14:40.3; 24. Elise Henson, Williams, 14:41.3; 25. Niina Karvonen, Denver, 14:42.3; 26. Emily Klemp, Vermont, 14:42.7; 27. Anna McLoon, Harvard, 14:47.8; 28. Tara Hamilton, Denver, 14:51.0; 29. Kate Newick, Middlebury, 14:53.1; 30. Johanna Turunen, Alas. Fairbanks, 14:53.9.

31. Eeva Pregitzer, New Hampshire, 15:05.2; 32. Jessica Gray, Western St., 15:08.0; 33. Chrissy May, Dartmouth, 15:12.2; 34. Melody Scheefer, Williams, 15:12.7; 35. Emily Robins, Montana St., 15:13.7; 36.

Sue Kloek, Dartmouth, 15:31.0; 37. Claire Anderson, Middlebury, 15:49.2; 38. Heidi Hittner, Wis.-Green Bay, 15:58.5; 39. Kay Adamson, St. Cloud St., 17:53.5.

Men's 10-kilometer freestyle cross country—1. Jimmy Vika, New Mexico, 24:03.9; 2. Lowell Bailey, Vermont, 24:33.5; 3. Tobias Schwoerer, Alas. Anchorage, 24:36.1; 4. Christopher Cook, Northern Mich., 24:50.9; 5. Michal Malak, Alas. Fairbanks, 24:52.6; 6. Lars Krogsveen, New Mexico, 24:54.1; 7. Ethan Foster, Vermont, 24:56.8; 8. Erling Christiansen, Colorado, 25:21.9; 9. Brayton Osgood, Dartmouth, 25:22.0; 10. Ryan Quinn, Utah, 25:22.5.

11. Ryan Foster, Vermont, 25:26.1; 12. Jesse Carlstrom, Nevada, 25:26.7; Garrott Kuzzy, Middlebury, 25:29.6; 14. Tom Temple, Dartmouth, 25:35.3; 15. Justin Easter, Bates, 25:36.4; 16. Matt Schadow, 25:38.9; 17. Dan Prosser, Denver, 25:40.1; 18. Tom Keefe, New Hampshire, 25:42.1; 19. Henrik Hoye, Colorado, 25:44.4; 20. Juraj Brugos, Alas. Fairbanks, 25:48.6.

21. Eric Strabel, Alas. Anchorage, 25:50.3; 22. Tim Weston, Middlebury, 25:52.3; 23. Hakon Johansen, Denver, 25:54.8; 24. Zack Simons, Utah, 26:00.2; 25. Chris Mallory, New Hampshire, 26:05.8; 26. Zach Violett, Alas. Anchorage, 26:09.9; 27. Karl Walczak, Michigan Tech, 26:13.2; 28. Ben Crawford, Nevada, 26:17.2; 29. Colin Rodgers, Middlebury, 26:17.4; 30. Dave Duede, Northern Mich., 26:22.1.

31. Martin Barnes, Denver, 26:23.6; 32. Erik Wickstrom, Alas. Fairbanks, 26:26.7; 33. Jess Kiesel,

Utah, 26:28.1; 34. Jonathan Filardo, Northern Mich., 26:34.9; 35. Dun Cochrane, Western St., 26:37.7; 36. Norbert Pelc, Colorado, 26:53.6; 37. Brian Gregg, Western St., 26:54.7; 38. Jacob Zehnder, New Mexico, 27:22.7.

Women's giant slalom—1. Jamie Kingsbury, Vermont, 2:06.71; 2. Lina Johansson, Utah, 2:07.41; 3. Rowena Bright, Utah, 2:08.69; 4. Sophia Ormond, Denver, 2:10.52; 5. Gillian McFetridge, Vermont, 2:11.03; 6. Caroline Schicht, New Mexico, 2:11.18; 7. Laura Scripture, Middlebury, 2:11.19; 8. Abbi Lathrop, Colby, 2:11.37; 9. Sydney Mikkelsen, New Hampshire, 2:11.38; 10. (tie) Jenny Lathrop, Colby, and Cecily Lowenthal, Williams, 2:11.42.

12. Petra Svet, Utah, 2:11.64; 13. (tie) Erika Hogan, Colorado, and Quincy Young, Nevada, 2:11.77; 14; 15. Addie Robinson, Williams, 2:12.03; 16. Megan Ganong, Dartmouth, 2:12.05; 17. Kathrin Spindler, New Mexico, 2:12.24; 18. Jessica Smith, Middlebury, 2:12.77; 19. Sophia Baeck, Denver, 2:12.99; 20. Tove Pashkovski, Colorado, 2:13.12.

21. Jenny Zapone, Whitworth, 2:14.24; 22. Barbara Knor, Denver, 2:14.25; 23. Teresa Neururer, Western St., 2:14.73; 24. Mia Cullman, Colorado, 2:15.01; 25. Jennifer Delich, New Mexico, 2:15.78; 26. Emily Copeland, Dartmouth, 2:16.54; 27. Chelsea Boone, Western St., 2:17.63; 28. Andrea Drew, Montana St., 2:17.78; 29. Jodi Curry, New Hampshire, 2:17.91; 30. Julie-Pierre LeClerc, Alas. Anchorage, 2:18.17.

31. Sacha Acher, Dartmouth, 2:18.21; 32. Hilary McCloy, Vermont, 3:06.59; 33. Christie Higman, Nevada, 4:25.84.

Men's giant slalom—1. Ben Thornhill, Utah, 1:59.78; 2. Bradley Wall, Dartmouth, 1:59.97; 3. Jimmy Cochran, Vermont, 2:00.26; Jernej Bukovec, Utah, 2:00.31; Greg Blaisdell, New Hampshire, 2:00.34; 6. Pierre Olsson, Utah, 2:00.46; 7. Christopher Berg, Denver, 2:00.48; 8. Robert Saunders, Colby, 2:00.66; 9. Brad Hogan, Colorado, 2:01.00; 10. David Coriell, Middlebury, 2:01.10.

11. Eric Rygg, Middlebury, 2:01.49; 12. 12. Matthew Knittle, Vermont, 2:01.56; 13. Warner Nickerson, Colby, 2:01.90; 14. (tie) Christian Jensen, New Mexico, and John Rusten, Middlebury, 2:01.97; 16. Chris Frank, Williams, 2:02.63; 16; 17. Scott Kennison, Vermont, 2:02.65; 18. Patrick Biggs, Dartmouth, 2:02.71; 19. Dominik Schweiger, Denver, 2:02.90; 20. Christian Ringvold, Alas. Anchorage 2:03.35.

21. Joe Dunn, New Hampshire, 2:03.42; 22. Mike Prado, Nevada, 2:03.64; 23. Jed Schuetze, Colorado, 2:04.01; 24. Ben Brown, Western St., 2:04.23; 25. Tyler Sheperd, Colorado, 2:04.43; 26. Alexander Freberg, New Mexico, 2:04.45; 27. Erik Johnson, Dartmouth, 2:05.14; 28. Reuben Kuruvila, Nevada, 2:05.37; 29. Mark Heinrich-Wallace, Williams, 2:07.00; 30. Gotti Schwarzmueller, New Mexico, 2:07.17.

31. Charlie Reed, Colby, 2:21.32; 32. Dave Duncan, Alas. Anchorage, 2:41.81.

Women's 15-kilometer classical cross country—

1. Katrin Smigun, Utah, 46:30.7; 2. Sigrid Aas, Alas. Fairbanks, 47:19.5; 3. Kerin Camenisch, Denver, 47:26.0; 4. Martina Stursova, New Mexico, 47:44.4; 5. Sara Svendsen, Utah, 47:45.3; 6. Maija Saarinen, Nevada, 47:51.8; 7. Hilary Patzer, Northern Mich., 48:06.2; 8. Kristina Strandberg, New Mexico, 48:07.6; 9. Allison Crocker, Dartmouth, 48:14.6; 10. Barbro Hatlevik, Utah, 48:16.4.

11. Jana Rehema, Colorado, 48:25.3; 12. Claire Critchley, Colorado, 48:39.6; 13. Jenny Wissting, New Mexico, 48:40.9; 14. Murielle Huberli, Colorado, 48:54.2; 15. Mandy Kaempf, Alas. Anchorage, 48:58.5; 16. Tara Hamilton, Denver, 49:05.1; 17. Rachel Daw, Northern Mich., 49:12.1; 18. Tami Kochen, Northern Mich., 49:12.6; 19. Anna McLoon, Harvard, 50:12.9; 20. Niina Karvonen, Denver, 50:25.2.

21. Johanna Turunen, Alas. Fairbanks, 50:28.7; 22. Nicole Deyong, Alas. Anchorage, 50:37.4; 23.

Meloday Scheefer, Williams, 50:41.6; 24. Kate Underwood, New Hampshire, 50:42.9; 25. Sue Kloek, Dartmouth, 50:43.9; 26. Elise Henson, Williams, 50:51.4; 27. Emma Garrard, Nevada, 50:52.6; 28. Erinn Whitmer, Alas. Fairbanks, 50:53.3; 29. Kate Newick, Middlebury, 51:36.1; 30. Haley Johnson, Bates, 51:54.6.

31. Eeva Pregitzer, New Hampshire, 51:58.1; 32. Jessica Gray, Western St., 52:24.5; 33. Emily Klemp, Vermont, 52:31.4; 34. Abby McAllister, Nevada, 53:39.6; 35. Heidi Hittner, Wis.-Green Bay, 54:36.1; 36. Kay Adamson, St. Cloud St., 54:38.6; 37. Emily Robins, Montana St., 55:25.1.

Men's 20-kilometer classical cross country—

1. Christopher Cook, Northern Mich., 58:43.4; 2. Ethan Foster, Vermont, 58:43.6; 3. Tobias Schworer, Alas. Anchorage, 58:56.4; 4. Jimmy Vika, New Mexico, 59:02.3; 5. Justin Easter, Bates, 59:47.0; 6. Henrik Hoye, Colorado, 59:57.3; 7. Zach Violett, Alas. Anchorage, 1:00:02.0; 8. Erling Christiansen, Colorado, 1:00:03.0; 9. Tim Weston, Middlebury, 1:00:13.3; 10. Brayton Osgood, Dartmouth, 1:00:38.4.

11. Lowell Bailey, Vermont, 1:00:39.8; 12. Zack Simons, Utah, 1:00:40.5; 13. Dan Prosser, Denver, 1:00:41.2; 14. Jess Kiesel, Utah, 1:00:41.9; 15. Andrew Hunter, Dartmouth, 1:00:43.8; 16. Ryan Quinn, Utah, 1:00:44.8; 17. Jesse Carlstrom, Nevada, 1:01:04.8; 18. Martin Barnes, Denver 1:01:23.1; 19. Eric Strabel, Alas. Anchorage, 1:01:31.1; 20. Michal Malak, Alas. Fairbanks, 1:01:36.8.

21. Tom Temple, Dartmouth, 1:01:55.1; 22. Matt Schadow, New Hampshire, 1:01:56.3; 23. Erick Wickstrom, Alas. Fairbanks, 1:02:04.5; 24. Ryan Foster, Vermont, 1:02:31.9; 25. Hakon Johansen, Denver, 1:02:32.6; 26. Lars Krogsveen, New Mexico, 1:02:33.7; 27. Tom Keefe, New Hampshire, 1:02:51.6; 28. Norbert Pelc, Colorado, 1:03:11.7; 29. Juraj Bugos, Alas. Fairbanks, 1:03:26.7; 30. Chris Mallory, New Hampshire, 1:03:28.7.

31. Colin Rodgers, Middlebury, 1:03:29.6; 32. Garrott Kuzzy, Middlebury, 1:03:50.4; 33. Dave Duede, Northern Mich., 1:04:15.1; 34. Jonathan Filardo, Northern Mich., 1:04:34.8; 35. Ben Crawford, Nevada, 1:06:02.6; 36. Jacob Zehnder, New Mexico, 1:06:04.7; 37. Brian Gregg, Western St., 1:06:48.4; 38. Karl Walczak, Michigan Tech, 1:08:18.2; 39. Dun Cochrane, Western St., 1:08:51.9.

Women's slalom—

1. Lina Johansson, Utah, 1:35.03; 2. Jenny Lathrop, Colby, 1:36.02; 3. Mia Cullman, Colorado, 1:36.20; 4. Hilary McCloy, Vermont,

1:36.22; 5. Abbi Lathrop, Colby, 1:37.21; 6. Barbara Knor, Denver, 1:37.47; 7. Jamie Kingsbury, Vermont, 1:37.53; 8. Laura Scripture, Middlebury, 1:37.63; 9. Petra Svet, Utah, 1:37.86; 10. Sophia Ormond, Denver, 1:38.06.

11. Rowena Bright, Utah, 1:38.08; 12. Quincy Young, Nevada, 1:38.33; 13. Caroline Schicht, New Mexico, 1:38.55; 14. Sophia Baeck, Denver, 1:38.77; 15. Sacha Acher, Dartmouth, 1:39.05; 16. Kathrin Spendier, New Mexico, 1:39.12; 17. Jennifer Delich, New Mexico, 1:39.37; 18. Addie Robinson, Williams, 1:39.57; 19. Gillian McFetridge, Vermont, 1:39.98; 20. Jenny Zappone, Whitworth, 1:40.51.

21. Tove Pashkowski, Colorado, 1:40.53; 22. Emily Copeland, Dartmouth, 1:41.19; 23. Alex Munteanu, Montana St., 1:41.81; 24. Cecily Lowenthal, Williams, 1:41.89; 25. Megan Ganong, Dartmouth, 1:42.65; 26. Alice Milu, New Hampshire, 1:43.81; 27. Teresa Neururer, Western St., 1:45.04; 28. Christie Higman, Nevada, 1:45.44; 29. Sydney Mikkelsen, New Hampshire, 1:46.16; 30. Julie-Pierre LeClerc, Alas. Anchorage, 1:46.22.

31. Chelsea Boone, Western St., 1:46.80; 32. Andrea Drew, Montana St., 1:52.20; 33. Erika Hogan, Colorado, 1:57.07; 34. Jodi Curry, New Hampshire, 2:13.47.

Men's Slalom—

1. Bradley Wall, Dartmouth, 1:40.28; 2. Jimmy Cochran, Vermont, 1:40.30; 3. Scott Kennison, Vermont, 1:40.55; 4. Patrick Biggs, Dartmouth, 1:40.72; 5. Eric Rygg, Middlebury, 1:40.80; 6. Jed Schuetze, Colorado, 1:41.06; 7. Pierre Olsson, Utah, 1:41.94; 8. Mark Heinrich-Wallace, Williams, 1:42.45; 9. Jernej Bukovec, Utah, 1:43.01; 10. Dominik Schweiger, Denver, 1:43.34.

11. Tyler Sheperd, Colorado, 1:43.38; 12. David Coriell, Middlebury, 1:43.69; 19. Christopher Berg, Denver, 1:43.88; 14. Joe Dunn, New Hampshire, 1:43.94; 15. Robert Saunders, Colby, 1:44.23; 16. Dan Gallaher, Nevada, 1:45.47; 17. Ben Thornhill, Utah, 1:46.26; 18. Ben Brown, Western St, 1:46.68; 19. Mike Prado, Nevada, 1:47.28; 20. Gotti Schwarzmueller, New Mexico, 1:48.58.

21. Brad Hogan, Colorado, 1:49.66; 22. Erik Johnson, Dartmouth, 1:51.12; 23. Reuben Kuruvila, Nevada, 1:52.75; 24. Chris Frank, Williams, 1:53.75; 25. David Lamb, Denver, 1:54.25; 26. Christian Jensen, New Mexico, 1:54.52; 27. Hannes Zirknitzer, Whitworth, 2:01.65; 28. Matthew Knittle, Vermont, 2:04.42; 29. Dave Duncan, Alas. Anchorage, 2:06.93; 30. Charlie Reed, Colby, 2:16.78; 31. Christian Ringvold, Alas. Anchorage, 2:22.13.

History

Team Results

Year	Champion	Coach	Points	Runner-Up	Points	Host or Site
1954	Denver	Willy Schaeffler	384.0	Seattle	349.6	Nevada
1955	Denver	Willy Schaeffler	567.05	Dartmouth	558.935	Norwich
1956	Denver	Willy Schaeffler	582.01	Dartmouth	541.77	Winter Park
1957	Denver	Willy Schaeffler	577.95	Colorado	545.29	Ogden Snow Basin
1958	Dartmouth	Al Merrill	561.2	Denver	550.6	Dartmouth
1959	Colorado	Bob Beattie	549.4	Denver	543.6	Winter Park
1960	Colorado	Bob Beattie	571.4	Denver	568.6	Bridger Bowl
1961	Denver	Willy Schaeffler	376.19	Middlebury	366.94	Middlebury
1962	Denver	Willy Schaeffler	390.08	Colorado	374.30	Squaw Valley
1963	Denver	Willy Schaeffler	384.6	Colorado	381.6	Solitude
1964	Denver	Willy Schaeffler	370.2	Dartmouth	368.8	Franconia Notch
1965	Denver	Willy Schaeffler	380.5	Utah	378.4	Crystal Mountain
1966	Denver	Willy Schaeffler	381.02	Western St.	365.92	Crested Butte
1967	Denver	Willy Schaeffler	376.7	Wyoming	375.9	Sugarloaf Mountain
1968	Wyoming	John Cress	383.9	Denver	376.2	Mt. Werner
1969	Denver	Willy Schaeffler	388.6	Dartmouth	372.0	Mt. Werner
1970	Denver	Willy Schaeffler	386.6	Dartmouth	378.8	Cannon Mountain
1971	Denver	Peder Pytte	394.7	Colorado	373.1	Terry Peak
1972	Colorado	Bill Marolt	385.3	Denver	380.1	Winter Park
1973	Colorado	Bill Marolt	381.89	Wyoming	377.83	Middlebury
1974	Colorado	Bill Marolt	176	Wyoming	162	Jackson Hole
1975	Colorado	Bill Marolt	183	Vermont	115	Fort Lewis
1976	Colorado	Bill Marolt	112			Bates
	Dartmouth	Jim Page	112			

Year	Champion	Coach	Points	Runner-Up	Points	Host or Site
1977	Colorado	Bill Marolt	179	Wyoming	154.5	Winter Park
1978	Colorado	Bill Marolt	152.5	Wyoming	121.5	Cannon Mountain
1979	Colorado	Tim Hinderman	153	Utah	130	Steamboat Springs
1980	Vermont	Chip LaCasse	171	Utah	151	Lake Placid and Stowe
1981	Utah	Pat Miller	183	Vermont	172	Park City
1982	Colorado	Tim Hinderman	461	Vermont	436.5	Lake Placid
1983	Utah	Pat Miller	696	Vermont	650	Bozeman
1984	Utah	Pat Miller	750.5	Vermont	684	New Hampshire
1985	Wyoming	Tim Ameal	764	Utah	744	Bozeman
1986	Utah	Pat Miller	612	Vermont	602	Vermont
1987	Utah	Pat Miller	710	Vermont	627	Anchorage
1988	Utah	Pat Miller	651	Vermont	614	Middlebury
1989	Vermont	Chip LaCasse	672	Utah	668	Jackson Hole
1990	Vermont	Chip LaCasse	671	Utah	571	Vermont
1991	Colorado	Richard Rokos	713	Vermont	682	Park City
1992	Vermont	Chip LaCasse	693.5	New Mexico	642.5	New Hampshire
1993	Utah	Pat Miller	783	Vermont	700.5	Steamboat Springs
1994	Vermont	Chip LaCasse	688	Utah	667	Sugarloaf Mountain
1995	Colorado	Richard Rokos	720.5	Utah	711	New Hampshire
1996	Utah	Pat Miller	719	Denver	635.5	Bozeman
1997	Utah	Pat Miller	686	Vermont	646.5	Vermont
1998	Colorado	Richard Rokos	654	Utah	651.5	Bozeman
1999	Colorado	Richard Rokos	650	Denver	636	Bates
2000	Denver	Kurt Smitz	720	Colorado	621	Park City
2001	Denver	Kurt Smitz	649	Vermont	605	Middlebury
2002	Denver	Kurt Smitz	656	Colorado	612	Alas. Anchorage
2003	Utah	Kevin Sweeney	682	Vermont	551	Dartmouth

TEAM CHAMPIONSHIPS

(Note: Totals include co-championships.)

Denver 17, Colorado 15, Utah 10, Vermont 5, Dartmouth 2, Wyoming 2.

INDIVIDUAL CHAMPIONSHIPS

(Note: Totals include co-championships.)

Colorado 70, Denver 62, Utah 58, Vermont 50, Dartmouth 30, Wyoming 19, Middlebury 9, Western St. 8, New Mexico 8, New Hampshire 6, Alas. Anchorage 6, Fort Lewis 5, Nevada 5, Northern Mich. 4, Idaho 3, Montana St. 2, Washington 2, Boise St., Maine, Montana, Norwich, Washington St., 1 each.

Championships Records

INDIVIDUAL TITLES, YEAR

3—John Clough, Middlebury, 1964 (downhill, slalom, Alpine); John Dendahl, Colorado, 1960 (cross country, Nordic, skimeister); Chiharu Igaya, Dartmouth, 1955 (downhill, Alpine, slalom); Marvin Melville, Utah, 1959 (downhill, slalom, Alpine); Ralph Miller, Dartmouth, 1957 (downhill, Alpine, skimeister); Otto Tschudi, Denver, 1971 (downhill, slalom, Alpine).

INDIVIDUAL TITLES, CAREER

6—Chiharu Igaya, Dartmouth (Alpine 1955-56; downhill 1955; slalom 1955-56-57).
5—Otto Tschudi, Denver (Alpine 1971; downhill 1970-71-72; slalom 1971).
4—Thorodd Bakken, Vermont (freestyle cross country 1996-97-98; classical cross country 1998); Peik Christensen, Denver (Alpine 1973-74; slalom 1973-75); Katerina Hanusova, Colorado/Nevada (freestyle cross country 2000-01-02; diagonal cross country 2001); Bill Marolt, Colorado (Alpine 1966; downhill 1963-65; slalom 1966); Mike Porcarelli, Colorado (slalom 1970-72; Alpine 1970-72); Buddy Werner, Colorado (Alpine 1961-63; downhill 1963; slalom 1961); Laura Wilson, Vermont (freestyle cross country 1990-91; diagonal cross country 1990-91).

REPEAT CHAMPIONS

3—Chiharu Igaya, Dartmouth (slalom 1955-56-57); Willis Olson, Denver (jumping 1954-55-56); Otto Tschudi, Denver (downhill 1970-71-72); Steiner Hybertsen, Wyoming (cross country 1973-74-75); Gabriella Hamberg, Vermont (slalom 1986-88-89); Christl Hager, Utah (giant slalom 1994-95-97); Katerina Hanusova, Colorado/Nevada (freestyle cross country 2000-01-02).

INDIVIDUAL CHAMPIONSHIPS, YEAR

5—Utah 1995.
4—Dartmouth 1957; Colorado 1960; Denver 1969-71-96; Utah 1984-2003; Vermont 1988-90-91.
3—Dartmouth 1955-56-58; Denver 1954-58-61-65-67-00; Colorado 1963-70-75-77-82-86-87-98-99-00; Utah 1959-67-87-93-94; Middlebury 1964; Vermont 1983-89-92; Wyoming 1974-85; Alas. Anchorage 1997.

Individual Champions

(Note: Cross country race distances rotate every two years.)

MEN'S 20-KILOMETER FREESTYLE CROSS COUNTRY

1989 Per Jakobsen, Colorado, 56:17.6
1990 Tim Miller, Vermont, 56:00.30
1993 Peter Vordenberg, Northern Mich., 55:27.7
1994 Niklas Skoglund, New Mexico, 52:37.0
1997 Thorodd Bakken, Vermont, 56:05.4
1998 Thorodd Bakken, Vermont, 52:40.6
2001 Pietro Broggin, Denver, 50:44.8
2002 Ola Berger, Denver, 51:28.8

MEN'S 10-KILOMETER FREESTYLE CROSS COUNTRY

1991 Bjorn Svensson, Colorado, 25:46.3
1992 Bernie Lafleur, Wyoming, 27:14.1
1995 Havard Solbakken, Utah, 27:24.5
1996 Thorodd Bakken, Vermont, 28:02.5
1999 Rune Kollerud, Utah, 27:19.6
2000 Pietro Broggin, Denver, 29:06.8
2003 Jimmy Vika, New Mexico, 24:03.9

WOMEN'S 15-KILOMETER FREESTYLE CROSS COUNTRY

1989 Sari Argillander, Vermont, 49:47.4
1990 Laura Wilson, Vermont, 52:16.00
1993 Ivana Radlova, New Mexico, 47:41.1
1994 Nina Hamilton, Vermont, 46:20.1
1997 Amy Crawford, Western St., 50:38.9
1998 Line Selnes, Colorado, 41:19.4
2001 Katerina Hanusova, Nevada, 44:23.2
2002 Katerina Hanusova, Nevada, 42:57.9

WOMEN'S 5-KILOMETER FREESTYLE CROSS COUNTRY

1991 Laura Wilson, Vermont, 15:09.6
1992 Anette Skjolden, Colorado, 14:16.8
1995 Heidi Selnes, Utah, 15:51.8
1996 Lisbeth Johnson, Denver, 16:01.4
1999 Ekaterina Ivanova, Vermont, 15:17.9

2000 Katerina Hanusova, Colorado*, 17:19.3
2003 Katrin Smigun, Utah, 13:29.7

* Transferred to Nevada in 2001

MEN'S 10-KILOMETER CLASSICAL CROSS COUNTRY

1989 Hans Sjulstad, Utah, 30:03.8
1990 Luke Bodensteiner, Utah, 29:31.20
1993 Luke Bodensteiner, Utah, 31:41.10
1994 Havard Solbakken, Utah, 30:39.2
1997 Frode Lillefjell, Alas. Anchorage, 30:45.9
1998 Thorodd Bakken, Vermont, 27:52.6
2001 Wolf Wallendorf, Denver, 28:37.5
2002 Ola Berger, Denver, 27:33.5

MEN'S 20-KILOMETER CLASSICAL CROSS COUNTRY

1991 Stig Mattsson, Alas. Anchorage, 1:11:55.7
1992 Trond Nystad, Vermont, 57:17.6
1995 Thomas Weman, Utah, 52:39.2
1996 Geir Skari, Denver, 1:02:26.2
1999 Ove Erik Tronvoll, Colorado, 56:17
2000 Pietro Broggin, Denver, 45:46.0
2003 Christopher Cook, Northern Mich., 58:43.4

WOMEN'S 5-KILOMETER CLASSICAL CROSS COUNTRY

1989 Sari Argillander, Vermont, 19:39.9
1990 Laura Wilson, Vermont, 16:34.00
1993 Anette Skjolden, Colorado, 15:43.90
1994 Minna Turvo, Alas. Anchorage, 15:38.8
1997 Doris Hausleitner, Alas. Anchorage, 17:50
1998 Line Selnes, Colorado, 15:49.3
2001 Katerina Hanusova, Nevada, 15:59.4
2002 Mari Storeng, Colorado, 15:27.0

WOMEN'S 15-KILOMETER CLASSICAL CROSS COUNTRY

1991 Laura Wilson, Vermont, 1:07:15.1
1992 Kristin Vestgren, Utah, 48:53.4
1995 Heidi Selnes, Utah, 45:32.4
1996 Lisbeth Johnson, Denver, 49:48.7
1999 Britta Wienand, Denver, 51:11.6
2000 Kristina Strandberg, New Mexico, 45:55.6
2003 Katrin Smigun, Utah, 46:30.7

MEN'S SLALOM

1954 John L'Orange, Denver, 2:07.9
1955 Chiharu Igaya, Dartmouth, 2:07.4
1956 Chiharu Igaya, Dartmouth, 2:07.8
1957 Chiharu Igaya, Dartmouth, 1:44.0
1958 Robert Gebhardt, Dartmouth, 1:38.1
1959 Marvin Melville, Utah, 1:59.0
1960 Rudy Ruana, Montana, 1:40.0
1961 Buddy Werner, Colorado, 1:35.2
1962 Jim Gaddis, Utah, 1:26.7
1963 James Heuga, Colorado, 1:42.0

- 1964 John Clough, Middlebury, 1:24.5
 1965 Rick Chaffee, Denver, 1:48.25
 1966 Bill Marolt, Colorado, 1:38.21
 1967 Rick Chaffee, Denver, 1:21.96
 1968 Dennis McCoy, Denver, 1:36.32
 1969 Paul Rachetto, Denver, 1:31.43
 1970 Mike Porcarelli, Colorado, 94.99
 1971 Otto Tschudi, Denver, 1:33.40
 1972 Mike Porcarelli, Colorado, 1:25.71
 1973 Peik Christensen, Denver, 1:20.31
 1974 Bill Shaw, Boise St., 1:42.62
 1975 Peik Christensen, Denver, 1:08.83
 1976 Mike Meleski, Wyoming, 1:34.74
 1977 Stephen Hienzsch, Colorado, 1:31.01
 1978 Dan Brelsford, Montana St., 1:23.13
 1979 Per Nicolaysen, Utah, 1:23.61
 1980 Bret Williams, Northern Mich., 1:17.70
 1981 Scott Hoffman, Utah, 1:26.80
 1982 Tiger Shaw, Dartmouth, 1:15.69
 1983 Niklas Scherrer, Colorado, 1:54.85
 1984 James Marceau, Colorado, 1:27.35
 1985 Jeff Durtschi, Utah, 1:41.92
 1986 John Skajem, Colorado, 1:19.68
 1987 John Skajem, Colorado, 1:25.27
 1988 Dean Keller, Vermont, 1:43.20
 1989 Robert MacLeod, Middlebury, 1:30.35
 1990 Chris Pederson, Colorado, 1:17.26
 1991 Einar Bohmer, Vermont, 1:11.26
 1992 Einar Bohmer, Vermont, 1:30.09
 1993 Mark Bonnell, Utah, 1:32.56
 1994 Louis-Francois Gagnon, Utah, 1:36.23
 1995 Scott Wither, Colorado, 1:38.15
 1996 Mattias Erlandsson, New Mexico, 1:37.31
 1997 Izidor Jerman, Alas. Anchorage, 1:28.03
 1998 Christian Hutter, Denver, 1:41.86
 1999 Jayme Smithers, Denver, 1:33.32
 2000 Andy Leroy, Colorado, 1:39.12
 2001 Jernej Bukovec, Utah, 1:24.50
 2002 Roger Brown, Dartmouth, 1:43.60
 2003 Bradley Wall, Dartmouth, 1:40.28

WOMEN'S SLALOM

- 1983 Asa Svedmark, Wyoming, 1:32.36
 1984 Bente Dahlum, Utah, 1:31.99
 1985 Ann Melander, Wyoming, 1:23.23
 1986 Gabriella Hamberg, Vermont, 1:19.98
 1987 Eva Pfosi, Dartmouth, 1:31.98
 1988 Gabriella Hamberg, Vermont, 1:25.99
 1989 Gabriella Hamberg, Vermont, 1:32.66
 1990 Anke Friedrich, Utah, 1:25.04
 1991 Heather Flood, Middlebury, 1:14.62
 1992 Katja Lesjak, Utah, 1:35.12
 1993 Gibson LaFontaine, Vermont, 1:41.49
 1994 Gibson LaFontaine, Vermont, 1:36.77
 1995 Narcisa Sehic, Denver, 1:50.28
 1996 Roberta Pergher, Denver, 1:25.06
 1997 Roberta Pergher, Denver, 1:40.93
 1998 Brooke Laudon, Middlebury, 1:29.77
 1999 Linda Wikstrom, Colorado, 1:45.08
 2000 Cecilie Hagen Larsen, Denver, 1:41.96
 2001 Petra Svet, Utah, 1:28.76
 2002 Marte Dolve, New Mexico, 1:31.24
 2003 Lina Johansson, Utah, 1:35.03

MEN'S GIANT SLALOM

- 1976 Dave Cleveland, Dartmouth, 2:56.96
 1977 Stephen Hienzsch, Colorado, 3:56.46
 1978 Dale Merrill, Wyoming, 2:10.35
 1979 Chris Mikell, Vermont, 2:23.80
 1980 John Teague, Vermont, 2:10.67
 1981 Tor Melander, Vermont, 2:08.41
 1982 Seth Bayer, Colorado, 2:27.27
 1983 Tor Melander, Vermont, 2:00.02
 1984 Andrew Shaw, Vermont, 2:32.84
 1985 Tom Foote, Dartmouth, 1:51.94
 1986 Miles deChamp, Dartmouth, 1:57.21
 1987 John Skajem, Colorado, 2:11.48
 1988 Tom Foote, Dartmouth, 1:58.56
 1989 Ian Witter, Colorado, 2:16.30
 1990 Einar Bohmer, Vermont, 1:52.24
 1991 Toni Standteiner, Colorado, 1:24.76
 1992 Eric Archer, Colorado, 1:55.83
 1993 Sean Ramsden, Colorado, 1:43.16
 1994 Erik Roland, Denver, 2:13.55
 1995 Bryan Sax, Colorado, 2:10.99

- 1996 Andrew Hare, Utah, 1:41.49
 1997 Brandon Dyksterhouse, Vermont, 2:09.79
 1998 David Viele, Dartmouth, 1:48.45
 1999 David Viele, Dartmouth, 2:11.63
 2000 Matthew Knittle, Vermont, 2:21.32
 2001 John Minahan, Vermont, 1:59.52
 2002 Tommi Viirret, Nevada, 2:14.42
 2003 Ben Thornhill, Utah, 1:59.78

WOMEN'S GIANT SLALOM

- 1983 Kathy Kreiner, Utah, 1:51.79
 1984 Bente Dahlum, Utah, 2:32.57
 1985 Ann Melander, Wyoming, 1:48.74
 1986 Lynda McGehee, Colorado, 2:03.07
 1987 Vibeke Hoff, Utah, 2:13.18
 1988 Anouk Patty, Dartmouth, 2:01.47
 1989 Anke Friedrich, Utah, 1:19.98
 1990 Anke Friedrich, Utah, 1:54.36
 1991 Keri Schlopy, Vermont, 1:27.55
 1992 Sally Knight, Vermont, 2:09.57
 1993 Karianne Eriksen, Utah, 1:53.48
 1994 Christl Hager, Utah, 2:07.06
 1995 Christl Hager, Utah, 2:08.36
 1996 Jennifer Collins, Dartmouth, 1:48.59
 1997 Christl Hager, Utah, 2:14.39
 1998 Caroline Gedde-Dahl, Colorado, 1:52.50
 1999 Aimee-Noel Hartley, Colorado, 2:22.91
 2000 Aimee-Noel Hartley, Colorado, 2:24.46
 2001 Erica MacConnell, Vermont, 2:06.32
 2002 Aurore De Maulmont, Alas. Anchorage, 1:55.90
 2003 Jamie Kingsbury, Vermont, 2:06.71

Discontinued Events**MEN'S ALPINE**

- 1955 Chiharu Igaya, Dartmouth, 4:16.7
 1956 Chiharu Igaya, Dartmouth, 3:02.0
 1957 Ralph Miller, Dartmouth, 4:16.0
 1958 Dave Vorse, Dartmouth, 1:38.2
 1959 Marvin Melville, Utah, 1:40.0
 1960 Jim Gaddis, Utah, 1:39.0
 1961 Buddy Werner, Colorado, 1:39.67
 1962 Jim Gaddis, Utah, 3:29.7
 1963 Buddy Werner, Colorado, 3:42.6
 1964 John Clough, Middlebury, 2:49.4
 1965 Rick Chaffee, Denver, 4:23.8
 1966 Bill Marolt, Colorado, 3:16.2
 1967 Terje Overland, Denver, 4:25.83
 1968 Dennis McCoy, Denver, 3:14.7
 1969 Paul Rachetto, Denver, 3:25.3
 1970 Mike Porcarelli, Colorado, 5:04.34
 1971 Otto Tschudi, Denver, 3:21.68
 1972 Mike Porcarelli, Colorado, 2:19.6
 1973 Peik Christensen, Denver, 3:35.06
 1974 Peik Christensen, Denver, 3:46.5
 1975 Mark Ford, Colorado, 2:31.45
 1976 Mike Meleski, Wyoming, 5:47.7

MEN'S NORDIC

- 1955 Erik Berggren, Idaho, 7:12.1
 1956 Erik Berggren, Idaho, 7:21.2
 1957 Harol Riiber, Denver, 7:17.4
 1958 Clarence Servold, Denver, 1:33.5
 1959 Ted Farwell, Denver, 1:36.7
 1960 John Dendahl, Colorado, 1:36.4
 1961 John Bower, Middlebury, 3:14.12
 1962 Tor Fageraas, Montana St., 3:13.51
 1963 Aarne Valkama, Denver, 7:48.42
 1964 Erik Jansen, Denver, 7:16.3
 1965 Matz Jenssen, Utah, 7:31.65
 1966 Frithjof Prydz, Utah, 7:09.4
 1967 Matz Jenssen, Utah, 7:10.5
 1968 Jim Miller, Fort Lewis, 7:17.0
 1969 Greg Krog, Denver, 7:22.2
 1970 Jim Miller, Fort Lewis, 7:15.2
 1971 Bruce Cunningham, New Hampshire, 7:04.9
 1972 Bruce Cunningham, New Hampshire, 7:07.7
 1973 Pertti Reijula, Northern Mich., 6:31.7
 1974 Stig Hallingbye, Wyoming, 6:51.6
 1975 Stig Hallingbye, Wyoming, 6:37.0
 1976 Jack Turner, Colorado, 6:20.3

MEN'S CROSS COUNTRY

- 1954 Marvin Crawford, Denver, 50:09.0

- 1955 Larry Damon, Vermont, 54:10.2
 1956 Erik Berggren, Idaho, 58:27.8
 1957 Mack Miller, Western St., 55:54.4
 1958 Clarence Servold, Denver, 63:50
 1959 Clarence Servold, Denver, 59:55.0
 1960 John Dendahl, Colorado, 100.0
 1961 Charles Akers, Maine, 69:17
 1962 James Page, Dartmouth, 59:03
 1963 Eddie Demers, Western St., 66:51

- 1964 Eddie Demers, Western St., 56:38
 1965 Mike Elliott, Fort Lewis, 55:34
 1966 Mike Elliott, Fort Lewis, 53:19
 1967 Ned Gillette, Dartmouth, 64:07
 1968 Clark Matis, Colorado, 56:21
 1969 Clark Matis, Colorado, 52:22
 1970 Ole Hansen, Denver, 62:35
 1971 Ole Hansen, Denver, 55:05
 1972 Stale Engen, Wyoming, 52:24
 1973 Steiner Hybertsen, Wyoming, 53:41
 1974 Steiner Hybertsen, Wyoming, 57:58.3
 1975 Steiner Hybertsen, Wyoming, 53:53.06
 1976 Stan Dunklee, Vermont, 42:11.7
 1977 Helge Aamodt, Colorado, 55:38.36
 1978 Sigurd Kjerpeseth, Colorado, 57:28.87
 1979 Svein Arne Osen, Utah, 52:40.51
 1980 Pal Sjulstad, Vermont, 44:05.23
 1981 Bernt Lund, Utah, 49:48.6
 1982 Egil Nilsen, Colorado, 41:44.4
 1983 Rune Helland, Wyoming, 40:16.0
 1984 John Aalberg, Utah, 44:57.9
 1985 John Aalberg, Utah, 49:49.8
 1986 Hans-Martin Sjulstad, Utah, 41:55.7
 1987 Asmund Drivenes, Utah, 36:17.6
 1988 Per Jakobsen, Colorado, 34:18.4

WOMEN'S CROSS COUNTRY

- 1983 Beth Heiden, Vermont, 26:16.7
 1984 Heidi Sorensen, New Mexico, 26:29.0
 1985 Kristen Petty, Colorado, 28:49.9
 1986 Hanne Krogstad, Vermont, 32:30.8
 1987 Kristen Petty, Colorado, 29:26.3
 1988 Brenda White, Vermont, 27:12.9

MEN'S CROSS COUNTRY RELAY

- 1981 Vermont, 76:37.8
 1982 Colorado, 60:31.5
 1983 Vermont, 74:56
 1984 Utah, 1:29:17.1
 1985 Vermont, 1:25:57.7
 1986 Utah, 1:35:15.8
 1987 Utah, 1:15:56.0
 1988 Colorado, 1:11:12.0

WOMEN'S CROSS COUNTRY RELAY

- 1983 New Mexico, 58:20
 1984 Vermont, 53:07.8
 1985 Wyoming, 53:38.3
 1986 Colorado, 56:39.1
 1987 Vermont, 47:05.6
 1988 Vermont, 41:03

MEN'S DOWNHILL

- 1954 Pat Myers, Nevada, 1:46.4
 1955 Chiharu Igaya, Dartmouth, 2:09.3
 1956 Walt Taulbee, Washington, 1:30.6
 1957 Ralph Miller, Dartmouth, 2:07.0
 1958 Garry Vaughn, Norwich, 1:48.5
 1959 Marvin Melville, Utah, 1:28.8
 1960 Dave Butts, Colorado, 1:40.0
 1961 Gordon Eaton, Middlebury, 1:15.3
 1962 Mike Baar, Denver, (no time available)
 1963 Dave Gorsuch, Western St., 1:50.0
 Bill Marolt, Colorado
 Buddy Werner, Colorado
 1964 John Clough, Middlebury, 1:31.3
 1965 Bill Marolt, Colorado, 2:11.89
 1966 Terje Overland, Denver, 1:52.50
 1967 Dennis McCoy, Denver, 2:11.20
 1968 Barney Peet, Fort Lewis, 1:37.30
 1969 Mike Lafferty, Colorado, 1:31.41
 1970 Otto Tschudi, Denver, 2:31.22
 1971 Otto Tschudi, Denver, 1:38.94
 1972 Otto Tschudi, Denver, 1:09.22
 1973 Bob Cochran, Vermont, 1:46.94
 1974 Larry Kennison, Wyoming, 1:48.38
 1975 Mark Ford, Colorado, 1:14.80

MEN'S JUMPING

- 1954 Willis Olson, Denver, 213.3
 1955 Willis Olson, Denver, 204.9
 1956 Willis Olson, Denver, 220.8
 1957 Alf Vincelette, Denver, 217.5
 1958 Oddvar Ronnestad, Denver, 214.7
 1959 Dave Butts, Colorado, 222.0
 1960 Dag Helgestad, Washington St., 100.0
 1961 Cris Selbeck, Denver, 226.3
 1962 Oyvind Floystad, Denver, 223.6
 1963 Tom Nord, Washington, 237.35
 1964 Frithjof Prydz, Utah, 214.5
 Erik Jansen, Denver
 1965 Erik Jansen, Denver, 219.8
 1966 Frithjof Prydz, Utah, 225.3
 1967 Bjorn Loken, Utah, 213.5
 1968 Peter Robes, Wyoming, 221.2
 1969 Odd Hammernes, Denver, 220.0
 Jay Rand, Colorado, 206.3
 1970 Vidar Nilsgard, Colorado, 222.5
 1972 Odd Hammernes, Denver, 224.5
 1973 Vidar Nilsgard, Colorado, 220.7
 1974 Didrik Ellefsen, Colorado, 236.8
 1975 Didrik Ellefsen, Colorado, 214.2
 1976 Kip Sundgaard, Utah, 215.9
 1977 Ron Steele, Utah, 228.1
 1978 Tom Holman Jensen, Colorado, 229.6
 Kare Herje, Vermont, 229.6
 1979 Roger Holden, Vermont, 224.5
 1980 Jorn Stromberg, Wyoming, 233.8

MEN'S SKI MEISTER

- 1954 Marvin Crawford, Denver, 383.5
 1955 Les Streeter, Middlebury, 368.2
 1956 John Cress, Denver, 369.23
 1957 Ralph Miller, Dartmouth, 371.0
 1958 Dave Harwood, Dartmouth, 366.9
 1959 Dave Butts, Colorado, 365.8
 John Dendahl, Colorado, 378.6
 1960 Art Bookstrom, Dartmouth, 366.24
 1962 James Page, Dartmouth, 361.67
 1963 James Page, Dartmouth, 336.0
 1964 Jennings Cress, Western St., 336.0
 1965 Loris Werner, Western St., 356.6
 1966 Loris Werner, Western St., 361.47
 1967 Matz Jenssen, Utah, 365.2
 1968 Eric Piene, Wyoming, 338.8
 1969 Ed Damon, Dartmouth, 347.6
 1970 John Kendall, New Hampshire, (no score available)
 John Kendall, New Hampshire, 346.8
 1972 Kim Kendall, New Hampshire, 336.1
 1973 Kim Kendall, New Hampshire, 336.45

All-Time Team Results

- 1954:** 1. Denver, 384.0; 2. Seattle, 349.6; 3. Colorado, 348.6; 4. Idaho, 348.5; 5. Wyoming, 347.6; 6. Utah, 343.5; 7. Washington St., 338.0; 8. Nevada, 302.6; 9. Washington, 290.0; 10. Stanford, 157.8.
1955: 1. Denver, 567.050; 2. Dartmouth, 558.935; 3. Middlebury, 546.878; 4. Colorado, 540.926; 5. New Hampshire, 534.663; 6. Vermont, 530.284; 7. Utah, 516.429; 8. Wyoming, 512.081; 9. Williams, 508.282; 10. Norwich, 410.847; 11. Washington St., 373.400; 12. Washington, 257.018; 13. Western St., 91.235.
1956: 1. Denver, 582.01; 2. Dartmouth, 541.77; 3. Middlebury, 541.28; 4. Western St., 531.58; 5. Idaho, 528.63; 6. Colorado, 520.62; 7. Utah, 504.61; 8. Washington, 502.25; 9. Vermont, 473.51; 10. Washington St., 472.67; 11. Wyoming, 470.15; 12. Michigan Tech, 446.99; 13. California, 389.63.
1957: 1. Denver, 577.95; 2. Colorado, 545.29; 3. Dartmouth, 537.90; 4. Western St., 518.66; 5. Idaho, 509.06; 6. Utah, 466.71; 7. Washington St., 301.11; 8. Wyoming, 258.45.
1958: 1. Dartmouth, 561.2; 2. Denver, 550.6; 3. Colorado, 532.6; 4. Middlebury, 525.2; 5. St. Lawrence, 502.9; 6. New Hampshire, 440.7; 7. Michigan Tech, 374.3.
1959: 1. Colorado, 549.4; 2. Denver, 543.6; 3. Dartmouth, 542.7; 4. Utah, 502.3; 5. Western St., 489.5; 6. Nevada, 460.1; 7. Middlebury, 453.5; 8. Michigan Tech, 443.6; 9. Idaho, 406.7.

- 1960:** 1. Colorado, 571.4; 2. Denver, 568.6; 3. Dartmouth, 561.2; 4. Wyoming, 501.9; 5. Nevada, 456.4; 6. Western St., 271.5; 7. Washington St., 231.3.
1961: 1. Denver, 376.19; 2. Middlebury, 366.94; 3. Colorado, 365.54; 4. Dartmouth, 356.05; 5. New Hampshire, 332.39; 6. Maine, 325.66; 7. Idaho, 309.51; 8. Washington, 278.57; 9. Williams, 277.55.
1962: 1. Denver, 390.08; 2. Colorado, 374.30; 3. Western St., 361.40; 4. Dartmouth, 356.32; 5. Nevada, 333.79; 6. California, 294.17; 7. Montana St., 280.51.
1963: 1. Denver, 384.6; 2. Colorado, 381.6; 3. Dartmouth, 348.9; 4. Western St., 336.4; 5. Notre Dame, 190.6; 6. Cal St. Chico, 155.0.
1964: 1. Denver, 370.2; 2. Dartmouth, 368.8; 3. Wyoming, 359.7; 4. Western St., 355.0; 5. Middlebury, 354.3; 6. Washington, 333.8; 7. Williams, 322.1; 8. Vermont, 308.9; 9. Harvard, 298.5; 10. Notre Dame, 221.7.
1965: 1. Denver, 380.5; 2. Utah, 378.4; 3. Western St., 367.3; 4. Dartmouth, 360.3; 5. Washington, 344.9; 6. Colorado, 300.7; 7. Nevada, 294.8; 8. Idaho, 190.5; 9. Fort Lewis, 114.6; 10. Harvard, 91.9; 11. Montana, 74.7; 12. Middlebury, 65.8; 13. Vermont, 59.4; 14. Williams, 30.3; 15. Michigan Tech, 29.8; 16. Montana St., 0.33; 17. Wyoming, 0.27.
1966: 1. Denver, 381.02; 2. Western St., 365.92; 3. Wyoming, 359.22; 4. Washington, 357.88; 5. Utah, 355.04; 6. Montana St., 291.63; 7. Nevada, 168.84; 8. Michigan Tech, 150.86; 9. Michigan St., 115.66.
1967: 1. Denver, 376.7; 2. Wyoming, 375.9; 3. Dartmouth, 374.0; 4. Utah, 366.5; 5. Western St., 362.2; 6. Middlebury, 356.1; 7. Washington, 354.5; 8. Williams, 342.6; 9. Harvard, 336.4; 10. Colby, 320.0; 11. St. Lawrence, 292.0; 12. Maine, 291.2.
1968: 1. Wyoming, 383.9; 2. Denver, 376.2; 3. Dartmouth, 369.5; 4. Fort Lewis, 369.1; 5. Colorado, 365.3; 6. Western St., 360.0; 7. Middlebury, 348.6; 8. Washington, 320.4; 9. Vermont, 306.5; 10. Montana St., 299.7
1969: 1. Denver, 388.6; 2. Dartmouth, 372.0; 3. Fort Lewis, 367.5; 4. Montana St., 365.1; 5. (tie) Colorado and Wyoming, 360.6; 7. (tie) Middlebury and Western St., 359.4; 9. Washington, 352.1; 10. Nevada, 336.7; 11. Harvard, 325.8; 12. Montana, 320.6.
1970: 1. Denver, 386.6; 2. Dartmouth, 378.8; 3. Colorado, 377.3; 4. Wyoming, 367.0; 5. Fort Lewis, 362.3; 6. Middlebury, 362.2; 7. New Hampshire, 357.3; 8. Air Force, 351.4; 9. Washington, 345.2; 10. Vermont, 341.9; 11. St. Lawrence, 326.5; 12. Montana, 323.4; 13. Northern Mich., 295.5; 14. Northern Ariz., 247.1.
1971: 1. Denver, 394.7; 2. Colorado, 373.1; 3. Middlebury, 368.8; 4. Dartmouth, 368.3; 5. New Hampshire, 367.0; 6. Wyoming, 360.8; 7. Fort Lewis, 358.5; 8. Utah, 328.8; 9. Montana, 326.3; 10. Northern Mich., 317.7; 11. Nevada, 308.2; 12. Michigan Tech, 249.0.
1972: 1. Colorado, 385.3; 2. Denver, 380.1; 3. Wyoming, 337.0; 4. Middlebury, 368.9; 5. Dartmouth, 367.0; 6. Fort Lewis, 360.9; 7. New Hampshire, 359.3; 8. Nevada, 324.6; 9. Northern Mich., 310.5; 10. Idaho, 290.0; 11. Michigan Tech, 249.7; 12. Montana, 220.3; 13. Weber St., 181.3; 14. Western St., 93.0; 15. Alas. Methodist, 92.9; 16. Utah, 92.0.
1973: 1. Colorado, 381.89; 2. Wyoming, 377.83; 3. Vermont, 376.85; 4. Denver, 372.55; 5. Middlebury, 362.38; 6. Dartmouth, 361.14; 7. Fort Lewis, 355.70; 8. Northern Mich., 350.52; 9. New Hampshire, 345.78; 10. Western St., 341.05; 11. Montana, 335.23; 12. Washington, 187.20; 13. Michigan Tech, 178.37; 14. Alas. Methodist, 90.79.
1974: 1. Colorado, 176; 2. Wyoming, 162; 3. Vermont, 98; 4. Dartmouth, 89; 5. Northern Mich., 78; 6. Denver, 62; 7. Montana St., 53; 8. Middlebury, 42; 9. Weber St., 32; 10. New England Col., 31; 11. Boise St., 27; 12. Utah, 24; 13. Fort Lewis, 19; 14. Nevada, 14; 15. Oregon, 7.
1975: 1. Colorado, 183; 2. Vermont, 115; 3. Wyoming, 93; 4. Northern Mich., 85.5; 5. Denver, 83; 6. Utah, 78; 7. Western St., 68.5; 8. Dartmouth, 64; 9. Middlebury, 44; 10. Fort Lewis, 43; 11. Montana St., 24; 12. Nevada, 18; 13. Boise St., 15.

- 1976:** 1. (tie) Colorado and Dartmouth, 112; 3. Vermont, 108; 4. Wyoming, 107; 5. Utah, 64; 6. Middlebury, 52; 7. Northern Mich., 49; 8. Nevada, 8.
1977: 1. Colorado, 179; 2. Wyoming, 154.5; 3. Dartmouth, 96; 4. Vermont, 94; 5. Utah, 80; 6. Northern Mich., 42; 7. Montana St., 31.5; 8. New Hampshire, 24; 9. Alas. Fairbanks, 21; 10. (tie) Johnson St. and Montana, 12; 12. Middlebury, 11; 13. Williams, 2.
1978: 1. Colorado, 152.5; 2. Wyoming, 121.5; 3. Vermont, 114; 4. Dartmouth, 113.5; 5. Utah, 109.5; 6. Northern Mich., 56; 7. Middlebury, 53; 8. New Hampshire, 25; 9. Montana St., 20; 10. Williams, 13; 11. Alas. Fairbanks, 10; 12. Nevada, 9; 13. Montana, 8; 14. Bates, 5.
1979: 1. Colorado, 153; 2. Utah, 130; 3. Vermont, 123; 4. Wyoming, 99; 5. Dartmouth, 74; 6. Middlebury, 62; 7. Northern Mich., 60; 8. Montana St., 35; 9. New Hampshire, 33; 10. Williams, 19; 11. New Mexico, 10; 12. Michigan Tech, 9; 13. Minn.-Duluth, 3.
1980: 1. Vermont, 171; 2. Utah, 151; 3. Colorado, 98; 4. Northern Mich., 92; 5. Dartmouth, 88; 6. Middlebury, 86; 7. Wyoming, 82; 8. Montana St., 15; 9. New Hampshire, 14; 10. St. Lawrence, 10; 11. New Mexico, 8; 12. Minnesota, 4; 13. Nevada, 3.
1981: 1. Utah, 183; 2. Vermont, 172; 3. Colorado, 113; 4. Wyoming, 105.5; 5. Middlebury, 57; 6. Montana St., 52.5; 7. Alas. Anchorage, 46; 8. Dartmouth, 32; 9. Northern Mich., 26; 10. Alas. Fairbanks, 22; 11. Minnesota, 16; 12. New Hampshire, 11; 13. St. Lawrence, 4; 14. Williams, 1.
1982: 1. Colorado, 461; 2. Vermont, 436.5; 3. Utah, 412.5; 4. Wyoming, 401.5; 5. Middlebury, 324.5; 6. Dartmouth, 297; 7. Alas. Anchorage, 250; 8. Montana St., 249; 9. New Mexico, 220.5; 10. St. Lawrence, 179; 11. Minn.-Duluth, 95.5; 12. New Hampshire, 92; 13. Williams, 87; 14. New England Col., 68; 15. Alas. Fairbanks, 66.5; 16. Northern Mich., 59; 17. Nevada, 54; 18. Lyndon St., 19; 19. Bates, 11; 20. Denver, 6.
1983: 1. Utah, 696; 2. Vermont, 650; 3. Wyoming, 629.5; 4. Colorado, 539; 5. Middlebury, 468; 6. New Mexico, 446; 7. Dartmouth, 348; 8. Montana St., 329.5; 9. New Hampshire, 259; 10. Williams, 215.5; 11. Alas. Anchorage, 172; 12. St. Lawrence, 138; 13. Denver, 90; 14. Alas. Fairbanks, 77; 15. New England Col., 51.5; 16. Nevada, 39; 17. Bates, 5; 18. St. Michael's, 3.
1984: 1. Utah, 750.5; 2. Vermont, 684; 3. New Mexico, 580; 4. Colorado, 556; 5. Wyoming, 512; 6. Dartmouth, 491; 7. New Hampshire, 326.5; 8. Middlebury, 326; 9. Montana St., 294; 10. St. Lawrence, 224.5; 11. Williams, 157.5; 12. Alas. Fairbanks, 88.5; 13. Nevada, 59; 14. Alas. Anchorage, 52; 15. Bates, 45; 16. New England Col., 34; 17. Western St., 27.
1985: 1. Wyoming, 764; 2. Utah, 744; 3. Vermont, 721; 4. Dartmouth, 599; 5. Colorado, 595; 6. New Mexico, 591; 7. New Hampshire, 368; 8. Alas. Anchorage, 360; 9. Montana St., 354; 10. Middlebury, 321; 11. Williams, 173; 12. Alas. Fairbanks, 116; 13. Western St., 108; 14. St. Lawrence, 62; 15. New England Col., 54; 16. Bates, 49; 17. Nevada, 17; 18. Cornell, 13.
1986: 1. Utah, 612; 2. Vermont, 602; 3. Wyoming, 554; 4. Colorado, 543; 5. Middlebury, 431; 6. New Mexico, 409; 7. Dartmouth, 342; 8. New Hampshire, 226; 9. Alas. Anchorage, 190; 10. Montana St., 136; 11. St. Lawrence, 98; 12. Williams, 52; 13. Nevada, 49; 14. Alas. Fairbanks, 39; 15. New England Col., 18; 16. Bates, 16; 17. Western St., 15; 18. Keene St., 6.
1987: 1. Utah, 710; 2. Vermont, 627; 3. Colorado, 593; 4. Wyoming, 582; 5. New Mexico, 506.5; 6. Middlebury, 425.5; 7. Alas. Anchorage, 425; 8. Dartmouth, 385; 9. New Hampshire, 196; 10. Alas. Fairbanks, 172; 11. St. Lawrence, 167; 12. Williams, 106; 13. Bates, 80; 14. (tie) Nevada and New England Col., 41; 16. Norwich, 23; 17. Massachusetts, 0.
1988: 1. Utah, 651; 2. Vermont, 614; 3. Colorado, 515.5; 4. Wyoming, 506; 5. Dartmouth, 495; 6. New Mexico, 411.5; 7. Alas. Anchorage, 277.5; 8. Middlebury, 244; 9. St. Lawrence, 228; 10. Williams, 197; 11. New Hampshire, 124; 12. Alas. Fairbanks, 32; 13. St. Michael's, 14; 14. Harvard, 10; 15. New England Col., 7.5.
1989: 1. Vermont, 672; 2. Utah, 668; 3. Colorado, 600.5; 4. Wyoming, 592; 5. New Mexico, 520; 6. Alas. Anchorage, 459.5; 7. Middlebury, 439; 8.

Dartmouth, 403; 9. Williams, 372; 10. New Hampshire, 221; 11. St. Lawrence, 101; 12. Alas. Fairbanks, 66; 13. Keene St., 47; 14. Castleton St., 24; 15. Colby, 23; 16. Bates, 12; 17. New England Col., 8.

1990: 1. Vermont, 671; 2. Utah, 571; 3. Colorado, 532; 4. Wyoming, 477; 5. Dartmouth, 476; 6. New Mexico, 409; 7. Middlebury, 394; 8. Williams, 290; 9. Alas. Anchorage, 243; 10. New Hampshire, 190; 11. St. Lawrence, 129; 12. Bates, 17; 13. Keene St., 14; 14. Colby, 10; 15. MIT, 7.

1991: 1. Colorado, 713; 2. Vermont, 682; 3. Utah, 615; 4. Wyoming, 574; 5. Dartmouth, 492; 6. New Mexico, 458; 7. Alas. Anchorage, 431; 8. Williams, 345; 9. Middlebury, 340; 10. New Hampshire, 300; 11. St. Lawrence, 130; 12. St. Olaf, 49; 13. Bates, 35; 14. Wisconsin, 33; 15. Keene St., 25; 16. Colby, 23.

1992: 1. Vermont, 693.5; 2. New Mexico, 642.5; 3. Utah, 626; 4. Dartmouth, 621.5; 5. Colorado, 590; 6. Wyoming, 585.5; 7. Middlebury, 518; 8. Alas. Anchorage, 506; 9. New Hampshire, 372; 10. Northern Mich., 259; 11. St. Lawrence, 207; 12. Williams, 133; 13. Alas. Fairbanks, 120; 14. Michigan Tech, 77; 15. Bates, 38; 16. St. Olaf, 30; 17. Wis.-Green Bay, 23; 18. Castleton St., 8; 19. Harvard, 7.

1993: 1. Utah, 783; 2. Vermont, 700.5; 3. New Mexico, 685; 4. Colorado, 628; 5. Alas. Anchorage, 543; 6. Dartmouth, 508.5; 7. Williams, 379; 8. Middlebury, 326; 9. Western St., 321; 10. New Hampshire, 312; 11. Northern Mich., 246; 12. Denver, 197; 13. Bates, 134; 14. St. Lawrence, 107; 15. Colby, 64; 16. Alas. Fairbanks, 51; 17. Michigan Tech, 35; 18. Massachusetts, 34; 19. Wis.-Green Bay, 28; 20. St. Mary's (Minn.), 11.

1994: 1. Vermont, 688; 2. Utah, 667; 3. New Mexico, 659; 4. Colorado, 622; 5. Middlebury, 449; 6. Alas. Anchorage, 443; 7. Denver, 438; 8. New Hampshire, 381; 9. Northern Mich., 357; 10. Dartmouth, 350; 11. Western St., 339; 12. Williams, 204; 13. Bates, 185; 14. St. Lawrence, 97; 15. Alas. Fairbanks, 73; 16. Wisconsin, 46; 17. Montana St., 32; 18. Massachusetts, 11.

1995: 1. Colorado, 720.5; 2. Utah, 711; 3. Vermont, 567; 4. Denver, 505; 5. Dartmouth, 462; 6. Western St., 447.5; 7. New Mexico, 440; 8. Alas. Anchorage, 411.5; 9. New Hampshire, 345; 10. Middlebury, 310.5; 11. Northern Mich., 206; 12. Bates, 167; 13. Williams, 152; 14. Alas. Fairbanks, 124; 15. Nevada, 84; 16. Wis.-Green Bay, 36; 17. (tie) Harvard and St. Lawrence, 33; 19. Johnson St., 17; 20. Bowdoin, 11; 21. Michigan Tech, 10.

1996: 1. Utah, 719; 2. Denver, 635.5; 3. Vermont, 615; 4. Colorado, 602.5; 5. Western St., 505; 6. Middlebury, 450; 7. Alas. Anchorage, 435; 8. Dartmouth, 433; 9. New Mexico, 413; 10. New Hampshire, 317; 11. Northern Mich., 251; 12. Nevada, 206; 13. Williams, 158; 14. Bates, 130; 15. Wis.-Green Bay, 62; 16. Montana St., 49; 17. Alas. Fairbanks, 46; 18. St. Michael's, 42; 19. St. Olaf, 34; 20. Bowdoin, 29; 21. Massachusetts, 24; 22. Carleton, 14; 23. St. Lawrence, 8.

1997: 1. Utah, 686; 2. Vermont, 646.5; 3. Colorado, 638; 4. Denver, 536; 5. Alas. Anchorage, 522; 6. Middlebury, 464; 7. Western St., 428; 8. New Mexico, 407.5; 9. Dartmouth, 387; 10. Bates, 259; 11. New Hampshire, 242; 12. Williams, 152.5; 13. Wis.-Green Bay, 146.5; 14. Northern Mich., 133; 15. Montana St., 84; 16. Nevada, 76; 17. St. Lawrence, 67; 18. Massachusetts, 36; 19. Bowdoin, 34; 20. St. Michael's, 32; 21. Alas. Fairbanks, 28.

1998: 1. Colorado, 654; 2. Utah, 651.5; 3. Denver, 638; 4. Vermont, 556; 5. Alas. Anchorage, 524; 6. New Mexico, 513; 7. Dartmouth, 505; 8. Middlebury, 481; 9. Bates, 205; 10. New Hampshire, 199; 11. Nevada, 193; 12. Western St., 187; 13. Northern Mich., 170; 14. Wis.-Green Bay, 154; 15. St. Lawrence, 128; 16. Williams, 103; 17. Montana St., 45; 18. St. Michael's, 38; 19. Colby, 24; 20. Alas. Fairbanks, 15; 21. Colby-Sawyer, 9; 22. St. Olaf, 8.

1999: 1. Colorado, 650; 2. Denver, 636; 3. Vermont, 600; 4. Utah, 578.5; 5. New Mexico, 572; 6. Dartmouth, 539; 7. Alas. Anchorage, 396; 8. Middlebury, 369.5; 9. New Hampshire, 357.5; 10. Northern Mich., 311; 11. Nevada, 304.5; 12. Williams, 159.5; 13. Bates, 116.5; 14. St. Lawrence, 78; 15.

Montana St., 70; 16. Wis.-Green Bay, 48; 17. St. Michael's, 45; 18. Western St., 36; 19. Babson, 35; 20. Clarkson, 31; 21. Alas. Fairbanks, 21; 22. St. Olaf, 19; 23. Colby, 16.

2000: 1. Denver, 720; 2. Colorado, 621; 3. Vermont, 592; 4. Utah, 555; 5. New Mexico, 551; 6. Middlebury, 500; 7. Dartmouth, 439; 8. New Hampshire, 391; 9. Northern Mich., 312; 10. Alas. Anchorage, 273; 11. Nevada, 272; 12. Williams, 230; 13. St. Lawrence, 110; 14. Wis.-Green Bay, 106; 15. Western St., 105; 16. Bates, 91; 17. Montana St., 54; 18. Colby, 35; 19. St. Michael's, 28; 20. St. Olaf, 17.

2001: 1. Denver, 649; 2. Vermont, 605; 3. Colorado, 595.5; 4. Utah, 590.5; 5. New Mexico, 496.5; 6. Dartmouth, 449.5; 7. Middlebury, 368; 8. Northern Mich., 361; 9. Nevada, 334.5; 10. Alas. Anchorage, 284; 11. New Hampshire, 274; 12. Williams, 252; 13. Bates, 174; 14. Western St., 147.5; 15. Montana St., 137; 16. (tie) Michigan Tech and Alas. Fairbanks, 63; 18. St. Lawrence, 52; 19. St. Olaf, 51; 20. Wis.-Green Bay, 50; 21. Colby, 42; 22. Harvard, 20.

2002: 1. Denver, 656; 2. Colorado, 612; 3. Utah, 609.5; 4. New Mexico, 569; 5. Vermont, 521.5; 6. Nevada, 444; 7. Dartmouth, 412.5; 8. Northern Mich., 327; 9. New Hampshire, 310.5; 10. Alas. Anchorage, 310; 11. Middlebury, 296; 12. Williams, 175; 13. Alas. Fairbanks, 163.5; 14. Western St., 154; 15. Bates, 116; 16. Montana St., 82; 17. Colby, 60.5; 18. St. Lawrence, 60; 19. St. Olaf, 59; 20. Harvard, 39; 21. St. Michael's, 25; 22. Michigan Tech, 20; 23. Bowdoin, 19.

2003: 1. Utah, 682; 2. Vermont, 551; 3. Colorado, 546.5; 4. New Mexico, 541.5; 5. Denver, 522.5; 6. Dartmouth, 472; 7. Nevada, 373.5; 8. Middlebury, 363.5; 9. Alas. Anchorage, 331.5; 10. New Hampshire, 307; 11. Northern Mich., 259; 12. Alas. Fairbanks, 254; 13. Colby, 237.5; 14. Williams, 228.5; 15. Western St., 118; 16. Bates, 93; 17. Whitworth, 52; 18. Montana St., 45; 19. Harvard, 34; 20. Michigan Tech, 15; 21. Wis.-Green Bay, 7; 22. St. Cloud St., 5.

Swimming and Diving

DIVISION I



Photo by Rodolfo Gonzalez/NCAA

Auburn coach David Marsh is accustomed to water, but his Tigers gave him an additional bath to celebrate their team title.

2003 Championships

Edited by: Marty Benson

Highlights

Swimming Sweep: Auburn landed its third team title in decisive fashion March 29 at Texas.

The Tigers became the second team in meet history to break the 600-point barrier, scoring 609½ points. Runner-up Texas posted 413 points in its home pool.

In the process, Auburn coach David Marsh and his coaching contingent became the first combined staff to lead both a men's and women's team to the national championship in the same season.

Depth was the key to the Tigers' victory. Though Auburn won just three of the 21 individual events, the squad amassed points with multiple top-16 finishes. Each of the Auburn's 19 members contributed points to the team score.

TEAM STANDINGS

1. Auburn	609 ½	21. Indiana	24
2. Texas	413	22. Brigham Young	22
3. Stanford	374	Miami (Fla.)	22
4. California	329	24. Hawaii	21
5. Southern California	268	25. Southern Methodist	20
6. Florida	232	26. Northwestern	19
7. Minnesota	228	27. Oakland	17
8. Arizona	205	28. Georgia Tech	15
9. Michigan	173 ½	Wyoming	15
10. Virginia	125	American	15
11. Arizona St.	116 ½	31. Harvard	13
12. Alabama	115	32. Florida St.	9
13. Wisconsin	105	North Carolina	9
14. Georgia	104	34. Purdue	7
15. Texas A&M	90	Penn St.	7
16. Tennessee	86	36. Pittsburgh	6
17. Kentucky	70	37. Missouri	4
18. LSU	58	38. Columbia	3
19. Princeton	43	39. Iowa	2
20. South Carolina	31	40. Drexel	1

INDIVIDUAL RESULTS

50-yard freestyle: Final—1. Fred Bousquet, Auburn, 19.31; 2. Mike Cavic, California, 19.37; 3. Anthony Ervin, California, 19.38; 4. Derek Gibb, Auburn, 19.51; 5. Ryan Wochohurka, Auburn, 19.62; 6. Renato Guerardi, Tennessee, 19.67; 7. Andy Haidinyak, Auburn, 19.81; 8. Randall Bal, Stanford, 19.88. *Consolation*—9. Nick Brunelli, Arizona St., 19.60; 10. Matt Rose, Texas A&M, 19.71; 11. Eric LaFleur, Arizona, 19.81; 12. Luke Anderson, Virginia, 19.82; 13. Carlos Jayme, Florida, 19.86; 14. Lyndon Ferns, Arizona, 19.99; 15. Matthew Marshall, Wisconsin, 20.02; 16. Bobby Zaabadick, Arizona St., 20.13.

100-yard freestyle: Final—1. Duje Draganja, California, 42.02; 2. Anthony Ervin, California, 42.11; 3. Fred Bousquet, Auburn, 42.69; 4. Ryan Wochohurka, Auburn, 42.79; 5. Nick Brunelli, Arizona St., 42.93; 6. Eric LaFleur, Arizona, 43.06; 7. Chris Kemp, Texas, 43.22; 8. Randall Bal, Stanford, 43.54. *Consolation*—9. Carlos Jayme, Florida, 43.31; 10. Terry Silkaitis, Minnesota, 43.55; 11. Lyndon Ferns, Arizona, 43.68; 12. Luis Rojas, Arizona, 43.76; 13. Luke Anderson, Virginia, 43.82; 14. Matt Kidd, Auburn, 43.86; 15. Chris Sullivan, Oakland, 43.96; 16. Derek Gibb, Auburn, 44.62.

200-yard freestyle: Final—1. Simon Burnett, Arizona, 1:33.69; 2. Chris Kemp, Texas, 1:34.40; 3. Dan Ketchum, Michigan, 1:34.52; 4. Adam Sioui, Florida, 1:34.91; 5. Joe Bruckart, California, 1:34.92; 6. Clay Kirkland, Auburn, 1:35.29; 7. Jeff Lee, Southern California, 1:35.77; 8. Terry Silkaitis, Minnesota, 1:36.17. *Consolation*—9. George Bovell, Auburn, 1:35.19; 10. Nick Brunelli, Arizona St., 1:35.65; 11. Peter Vanderkaay, Michigan, 1:35.74; 12. Rainer Kendrick, Texas, 1:36.41; 13. B.J. Jones, Auburn, 1:36.55; 14. John Suchand, Texas, 1:36.57; 15. Tamas Szucs, South Carolina, 1:36.97; 16. Kris Wiebeck, Florida, 1:37.85.

500-yard freestyle: Final—1. Erik Vendt, Southern California, 4:13.63; 2. Robert Margalis, Georgia, 4:14.24; 3. Ous Mellouli, Southern California, 4:15.50; 4. Peter Vanderkaay, Michigan, 4:15.69; 5. Francis Crippen, Virginia, 4:16.48; 6. Chris Kemp, Texas, 4:18.60; 7. Justin Mortimer, Minnesota, 4:19.27; 8. B.J. Jones, Auburn, 4:22.32. *Consolation*—9. Ian Prichard, Virginia, 4:18.04; 10. Aaron Peirsol, Texas, 4:18.15; 11. Davis Tarwater, Michigan, 4:18.78; 12. Matt Sorlien, Stanford, 4:20.73; 13. Yuri Suguiyama, North Carolina, 4:20.81; 14. Matt Taylor, Minnesota, 4:21.98; 15. Jeff Lee, Southern California, 4:22.57; 16. Justin Drake, Michigan, 4:26.87.

1,650-yard freestyle: Final—1. Erik Vendt, Southern California, 14:29.85; 2. Peter Vanderkaay, Michigan, 14:43.73; 3. Francis Crippen, Virginia, 14:46.05; 4. Shilo Ayalon, Georgia Tech, 14:47.31; 5. Ous Mellouli, Southern California, 14:47.69; 6. Ian Prichard, Virginia, 14:53.64; 7. John Cole, Harvard, 14:54.83; 8. Ryan Lochte, Florida, 14:59.18; 9. Daniel DeMarco, Virginia, 15:01.28; 10. Brendan Neligan, Michigan, 15:03.05; 11. Justin Drake, Michigan, 15:04.21; 12. Andrew Hurd, Michigan, 15:04.27; 13. Yuri Suguiyama, North Carolina, 15:05.10; 14. Justin Mortimer, Minnesota, 15:07.70; 15. Scott Kaufmann, Florida, 15:07.87; 16. B.J. Jones, Auburn, 15:11.71.

100-yard backstroke: Final—1. Peter Marshall, Stanford, 45.57; 2. Aaron Peirsol, Texas, 45.71; 3. Alex Lim, California, 46.59; 4. Randall Bal, Stanford, 46.76; 5. Todd Smolinski, Minnesota, 47.03; 6. Evan Martinec, LSU, 47.16; 7. Dan Westcott, Stanford, 47.28; 8. Bryce Hunt, Auburn, 47.35. *Consolation*—9. Jayme Cramer, Stanford, 47.22; 10. Derek Gibb, Auburn, 47.51; 11. Matthew Marshall, Wisconsin, 47.81; 12. Matt Rose, Texas A&M, 47.82; 13. Adam Mania, Wisconsin, 47.88; 14. Jens Thiele, California, 47.91; 15. Chris Kellam, Florida, 47.93; 16. Ahmed Hussein, Arizona St., disqualified.

200-yard backstroke: *Final*—1. Aaron Peirsol, Texas, 1:39.16 (meet record; old record 1:40.06, Brian Retterer, Stanford, 1995); 2. Markus Rogan, Stanford, 1:41.37; 3. Bryce Hunt, Auburn, 1:41.96; 4. Peter Marshall, Stanford, 1:42.08; 5. Chris Kellam, Florida, 1:42.29; 6. Alex Lim, California, 1:42.70; 7. Nathan O'Brien, Texas, 1:42.79; 8. Dan Westcott, Stanford, 1:43.23. *Consolation*—9. Christian Harcas, Arizona St., 1:44.17; 10. Luke Wagner, Virginia, 1:44.51; 11. Chris DeJong, Michigan, 1:44.54; 12. Todd Smolinski, Minnesota, 1:44.65; 13. Paulo Machado, Tennessee, 1:45.62; 14. George Bovell, Auburn, 1:45.73; 15. Chad Barlow, Auburn, 1:46.37; 16. Jeff Natalizio, California, 1:46.46.

100-yard breaststroke: *Final*—1. Brendan Hansen, Texas, 51.96 (meet record; old record 51.86, Jeremy Linn, Tennessee, 1997); 2. Pat Calhoun, Auburn, 53.03; 3. Mihaly Flasky, Southern California, 53.23; 4. (tie) Justin Caron, Auburn, and Will Brandt, Auburn, 53.32; 6. Jeff Hackler, Minnesota, 53.43; 7. Mark Gangloff, Auburn, 53.58; 8. Dominick Szabo, American, 53.94. *Consolation*—9. Vladislav Polyakov, Alabama, 53.69; 10. Scott Dickens, Oakland, 53.79; 11. Tamas Bessenyei, Purdue, 54.17; 12. Michael Bruce, Stanford, 54.34; 13. Cheyne Bloch, Hawaii, 54.64; 14. Scott Gardner, Georgia, 54.73; 15. Scott Usher, Wyoming, 54.75; 16. Garth Fealey, Princeton, 54.82.

200-yard breaststroke: *Final*—1. Brendan Hansen, Texas, 1:52.62 (meet record; old record 1:55.38, Hansen, Texas, 2002); 2. Vladislav Polyakov, Alabama, 1:55.38; 3. Mike Brown, Minnesota, 1:55.63; 4. Justin Caron, Auburn, 1:56.26; 5. Jeff Hackler, Minnesota, 1:56.45; 6. Scott Usher, Wyoming, 1:57.05; 7. Kyle Salyards, Georgia, 1:57.42; 8. Cheyne Bloch, Hawaii, 1:57.58. *Consolation*—9. Will Brandt, Auburn, 1:56.42; 10. Andrew Bree, Tennessee, 1:56.74; 11. Michael Bruce, Stanford, 1:56.79; 12. Jeff Hopwood, Michigan, 1:56.80; 13. Dominick Szabo, American, 1:57.95; 14. Christian Schurr, Texas, 1:58.15; 15. Scott Dickens, Oakland, 1:58.18; 16. Walter Sean Quinn, North Carolina, 1:58.26.

100-yard butterfly: *Final*—1. Ian Crocker, Texas, 45.67; 2. Luis Rojas, Arizona, 46.01; 3. Duje Draganja, California, 46.40; 4. Mike Cavic, California, 46.41; 5. Jayme Cramer, Stanford, 46.65; 6. Daniel Ditoro, Texas, 46.74; 7. Fred Bousquet, Auburn, 46.75; 8. Andy Haidinyak, Auburn, 46.82. *Consolation*—9. Matthew Marshall, Wisconsin, 46.82; 10. Eugene Botes, Penn St., 47.01; 11. Dan Westcott, Stanford, 47.04; 12. Stefan Gherghel, Alabama, 47.08; 13. Matt McDonald, Stanford, 47.39; 14. Alex Lim, California, 47.45; 15. Bryce Hunt, Auburn, 47.46; 16. Peter Marshall, Stanford, 47.69.

200-yard butterfly: *Final*—1. Stefan Gherghel, Alabama, 1:42.35; 2. Juan Veloz, Arizona, 1:42.62; 3. Michael Raab, Virginia, 1:42.84; 4. Rainer Kendrick, Texas, 1:43.38; 5. Jayme Cramer, Stanford, 1:43.47; 6. Jeremy Knowles, Auburn, 1:43.61; 7. Kellan O'Connoe, Northwestern, 1:44.47; 8. Jeff Lee, Southern California, 1:45.27. *Consolation*—9. John Abercrombie, Southern California, 1:44.73; 10. John Suchand, Texas, 1:44.92;

11. (tie) David Kolozar, Arizona St., and Mark Hamming, Northwestern, 1:45.16; 13. Mike Gausman, Southern California, 1:46.18; 14. Dan Ketchum, Michigan, 1:46.20; 15. Robert Margalis, Georgia, 1:46.35; 16. Davis Tarwater, Michigan, 1:46.90.

200-yard individual medley: *Final*—1. George Bovell, Auburn, 1:42.66 (meet record; old record 1:42.85, Nate Dusing, Texas, 2001); 2. Joe Bruckart, California, 1:44.30; 3. Rainer Kendrick, Texas, 1:44.51; 4. Ryan Lochte, Florida, 1:44.58; 5. Markus Rogan, Stanford, 1:45.50; 6. Dan Trupin, Stanford, 1:45.53; 7. Mark Gangloff, Auburn, 1:46.26; 8. Dan Ketchum, Michigan, 1:47.60. *Consolation*—9. Eric Shanteau, Auburn, 1:46.35; 10. James Galloway, Auburn, 1:46.45; 11. Jeremy Knowles, Auburn, 1:46.57; 12. Brendan Hansen, Texas, 1:46.66; 13. Michael Bruce, Stanford, 1:46.73; 14. Jeff Natalizio, California, 1:47.26; 15. Kellan O'Connoe, Northwestern, 1:47.29; 16. Louis Paul, Purdue, 1:47.61.

400-yard individual medley: *Final*—1. Robert Margalis, Georgia, 3:39.92; 2. Erik Vendt, Southern California, 3:39.95; 3. Ryan Lochte, Florida, 3:41.45; 4. Ous Mellouli, Southern California, 3:43.10; 5. Jeremy Knowles, Auburn, 3:46.07; 6. James Galloway, Auburn, 3:46.83; 7. Juan Veloz, Arizona, 3:47.01; 8. Eric Shanteau, Auburn, 3:49.07. *Consolation*—9. Paul Fahey, Southern California, 3:48.20; 10. Ryan Plummer, Minnesota, 3:48.65; 11. Dan Trupin, Stanford, 3:48.73; 12. Markus Rogan, Stanford, 3:49.05; 13. Matt Ferrarelli, Missouri, 3:50.22; 14. Chuck Sayao, Michigan, 3:50.35; 15. John Dorr, California, 3:51.48; 16. Daniel Shevchik, Harvard, 3:51.60.

One-meter diving: *Final*—1. Joon Puhakka, Arizona St., 395.80; 2. Andy Bradley, South Carolina, 359.00; 3. Clayton Moss, Kentucky, 355.00; 4. Aaron Russell, Brigham Young, 350.20; 5. Zach Wilcox, Florida, 346.95; 6. Kristopher Daugherty, Georgia, 343.50; 7. Phil Jones, Tennessee, 336.15; 8. Todd Avery, Georgia, 285.90. *Consolation*—9. Caesar Garcia, Auburn, 300.50; 10. Brice Dumais, Southern Methodist, 293.75; 11. Michael Gowdy, Hawaii, 293.05; 12. Matt Bricker, Auburn, 291.20; 13. Stewart Smith, Alabama, 288.60; 14. Jason Coben, Michigan, 287.40; 15. Josh Anderson, Arizona, 283.45; 16. Ray Vincent, Southern California, 283.35.

Three-meter diving: *Final*—1. Phillip Jones, Tennessee, 649.70; 2. Clayton Moss, Kentucky, 646.75; 3. Joon Puhakka, Arizona St., 642.65; 4. Miguel Velazquez, Miami (Fla.), 624.95; 5. Caesar Garcia, Auburn, 613.20; 6. Brice Dumais, Southern Methodist, 573.30; 7. Andy Bradley, South Carolina, 559.95; 8. Marc Carlton, Indiana, 502.60. *Consolation*—9. Louie Gagnet, Florida St., 531.80; 10. Aaron Russell, Brigham Young, 528.40; 11. Jason Coben, Michigan, 521.60; 12. Josh Anderson, Arizona, 520.40; 13. Zach Wilcox, Florida, 505.75; 14. Christian Picard, Texas A&M, 504.15; 15. Timo Klami, Iowa, 501.95; 16. Anthony Perry, Drexel, 499.65.

Platform diving: *Final*—1. (tie) Caesar Garcia, Auburn, and Jason Coben, Michigan, 575.80; 3. Ray Vincent, Southern California, 563.25; 4. Clayton Moss, Kentucky,

533.60; 5. Matt Bricker, 518.35; 6. Marc Carlton, Indiana, 509.40; 7. Jon Linette, Texas, 506.65; 8. Christian Picard, Texas A&M, 498.20. *Consolation*—9. Josh Anderson, Arizona, 469.00; 10. Miguel Velazquez, Miami (Fla.), 464.35; 11. Dennis Nemtsanov, Pittsburgh, 461.05; 12. Kyle VanArsdall, LSU, 433.25; 13. Stewart Smith, Alabama, 431.55; 14. Scott Troob, Columbia, 418.15; 15. Zach Wilcox, Florida, 418.05; 16. Joon Puhakka, Arizona St., 413.05.

200-yard freestyle relay: *Final*—1. Stanford (Randall Bal, Peter Marshall, Andrew Schnell, Bobby O'Bryan), 1:17.03; 2. Auburn, 1:17.28; 3. California, 1:17.39; 4. Arizona, 1:18.28; 5. Texas A&M, 1:18.61; 6. Texas, 1:18.78; 7. Florida, 1:18.97; 8. Arizona St., 1:19.24. *Consolation*—9. Minnesota, 1:18.99; 10. Wisconsin, 1:19.62; 11. Princeton, 1:20.14; 12. Alabama, 1:20.33; 13. Kentucky, 1:20.47; 14. Georgia, 1:21.23; 15. Southern California, 1:21.62; 16. Oakland, disqualified.

400-yard freestyle relay: *Final*—1. California (Duje Draganja, Mike Cavic, Joe Bruckart, Anthony Ervin), 2:48.99 [meet record; old record 2:49.80, Texas (Nate Dusing, Ian Crocker, Tom Hannan, Jamie Rauch), 2001]; 2. Auburn, 2:49.68; 3. Arizona, 2:52.65; 4. Texas, 2:53.01; 5. Stanford, 2:54.16; 6. Texas A&M, 2:54.48; 7. (tie) Florida and Minnesota, 2:54.94. *Consolation*—9. Wisconsin, 2:56.03; 10. Alabama, 2:56.10; 11. Tennessee, 2:56.20; 12. Virginia, 2:56.41; 13. Arizona St., 2:57.30; 14. Princeton, 2:58.10; 15. Southern California, 2:58.21; 16. Georgia, 2:58.78.

800-yard freestyle relay: *Final*—1. Texas (Aaron Peirsol, John Suchand, Rainer Kendrick, Chris Kemp), 6:18.62; 2. Florida, 6:20.54; 3. Michigan, 6:20.78; 4. Auburn, 6:22.16; 5. Southern California, 6:25.54; 6. California, 6:26.30; 7. Minnesota, 6:27.18; 8. Stanford, 6:27.39; 9. Wisconsin, 6:28.37; 10. Arizona, 6:29.12; 11. Tennessee, 6:29.82; 12. Virginia, 6:30.19; 13. Georgia, 6:31.93; 14. Alabama, 6:33.45; 15. Arizona St., 6:34.70; 16. Kentucky, 6:35.76.

200-yard medley relay: *Final*—1. Texas (Aaron Peirsol, Brendan Hansen, Daniel Ditoro, Ian Crocker), 1:24.46 [meet record; old record 1:24.47, Texas (Matt Ulrickson, Hansen, Nate Dusing, Leffie Crawford), 2001]; 2. Auburn, 1:24.96; 3. Stanford, 1:26.01; 4. Minnesota, 1:26.02; 5. California, 1:26.10; 6. Alabama, 1:27.41; 7. Southern California, 1:27.54; 8. LSU, 1:28.22. *Consolation*—9. Florida, 1:27.36; 10. Arizona, 1:27.76; 11. Wisconsin, 1:28.45; 12. Princeton, 1:29.00; 13. Kentucky, 1:29.21; 14. Tennessee, 1:29.55; 15. Oakland, 1:29.85; 16. Georgia, 1:30.04.

400-yard medley relay: *Final*—1. Texas (Aaron Peirsol, Brendan Hansen, Ian Crocker, Chris Kemp), 3:04.47 [meet record; old record 3:05.37, Texas (Nate Dusing, Hansen, Tom Hannan, Crocker), 2001]; 2. Stanford, 3:07.24; 3. Auburn, 3:07.28; 4. California, 3:08.68; 5. Minnesota, 3:09.89; 6. Southern California, 3:11.19; 7. Florida, 3:11.72; 8. Wisconsin, 3:12.48. *Consolation*—9. LSU, 3:13.58; 10. Princeton, 3:13.67; 11. Virginia, 3:14.26; 12. Texas A&M, 3:14.54; 13. Georgia, 3:14.90; 14. Michigan, 3:15.05; 15. Kentucky, 3:16.91; 16. Oakland, 3:17.76.

History

Team Results

Year	Champion	Coach	Points	Runner-Up	Points	Host or Site	Attendance
1937	Michigan	Matt Mann	75	Ohio St.	39	Minnesota	—
1938	Michigan	Matt Mann	46	Ohio St.	45	Rutgers	—
1939	Michigan	Matt Mann	65	Ohio St.	58	Michigan	—
1940	Michigan	Matt Mann	45	Yale	42	Yale	—
1941	Michigan	Matt Mann	61	Yale	58	Michigan St.	—
1942	Yale	Robert J. H. Kiphuth	71	Michigan	39	Harvard	—
1943	Ohio St.	Mike Peppe	81	Michigan	47	Ohio St.	—
1944	Yale	Robert J. H. Kiphuth	39	Michigan	38	Yale	—
1945	Ohio St.	Mike Peppe	56	Michigan	48	Michigan	—
1946	Ohio St.	Mike Peppe	61	Michigan	37	Yale	—
1947	Ohio St.	Mike Peppe	66	Michigan	39	Washington	—
1948	Michigan	Matt Mann	44	Ohio St.	41	Michigan	—
1949	Ohio St.	Mike Peppe	49	Iowa	35	North Carolina	—

1950.....	Ohio St.	Mike Peppe	64	Yale	43	Ohio St.	—
1951.....	Yale	Robert J. H. Kiphuth	81	Michigan St.	60	Texas	—
1952.....	Ohio St.	Mike Peppe	94	Yale	81	Princeton	—
1953.....	Yale	Robert J. H. Kiphuth	96½	Ohio St.	73½	Ohio St.	—
1954.....	Ohio St.	Mike Peppe	94	Michigan	67	Syracuse	—
1955.....	Ohio St.	Mike Peppe	90	Yale, Michigan	51	Miami (Ohio)	—
1956.....	Ohio St.	Mike Peppe	68	Yale	54	Yale	—
1957.....	Michigan	Gus Stager	69	Yale	61	North Carolina	—
1958.....	Michigan	Gus Stager	72	Yale	63	Michigan	—
1959.....	Michigan	Gus Stager	137½	Ohio St.	44	Cornell	—
1960.....	Southern California	Peter Daland	87	Michigan	73	Southern Methodist	—
1961.....	Michigan	Gus Stager	85	Southern California	62	Washington	—
1962.....	Ohio St.	Mike Peppe	92	Southern California	46	Ohio St.	—
1963.....	Southern California	Peter Daland	81	Yale	77	North Carolina St.	—
1964.....	Southern California	Peter Daland	96	Indiana	91	Yale	—
1965.....	Southern California	Peter Daland	285	Indiana	278½	Iowa St.	—
1966.....	Southern California	Peter Daland	302	Indiana	286	Air Force	—
1967.....	Stanford	Jim Gaughran	275	Southern California	260	Michigan St.	—
1968.....	Indiana	James Counsilman	346	Yale	253	Dartmouth	—
1969.....	Indiana	James Counsilman	427	Southern California	306	Indiana	—
1970.....	Indiana	James Counsilman	332	Southern California	235	Utah	—
1971.....	Indiana	James Counsilman	351	Southern California	260	Iowa St.	—
1972.....	Indiana	James Counsilman	390	Southern California	371	Army	—
1973.....	Indiana	James Counsilman	358	Tennessee	294	Tennessee	—
1974.....	Southern California	Peter Daland	339	Indiana	338	Long Beach St.	—
1975.....	Southern California	Peter Daland	344	Indiana	274	Cleveland St.	—
1976.....	Southern California	Peter Daland	398	Tennessee	237	Brown	6,156
1977.....	Southern California	Peter Daland	385	Alabama	204	Cleveland St.	8,961
1978.....	Tennessee	Ray Bussard	307	Auburn	185	Long Beach St.	5,068
1979.....	California	Nort Thornton	287	Southern California	227	Cleveland St.	5,932
1980.....	California	Nort Thornton	234	Texas	220	Harvard	7,570
1981.....	Texas	Eddie Reese	259	UCLA	189	Texas	10,009
1982.....	UCLA	Ron Ballatore	219	Texas	210	Wisconsin	5,364
1983.....	Florida	Randy Reese	238	Southern Methodist	227	Indianapolis	8,009
1984.....	Florida	Randy Reese	287½	Texas	277	Cleveland St.	9,173
1985.....	Stanford	Skip Kenney	403½	Florida	302	Texas	9,293
1986.....	Stanford	Skip Kenney	404	California	335	Indianapolis	11,775
1987.....	Stanford	Skip Kenney	374	Southern California	296	Texas	7,833
1988.....	Texas	Eddie Reese	424	Southern California	369½	Indianapolis	9,646
1989.....	Texas	Eddie Reese	475	Stanford	396	Indianapolis	8,064
1990.....	Texas	Eddie Reese	506	Southern California	423	Indianapolis	8,161
1991.....	Texas	Eddie Reese	476	Stanford	420	Texas	7,766
1992.....	Stanford	Skip Kenney	632	Texas	356	Indianapolis	9,739
1993.....	Stanford	Skip Kenney	520½	Michigan	396	Indianapolis	5,269
1994.....	Stanford	Skip Kenney	566½	Texas	445	Minnesota	5,098
1995.....	Michigan	Jon Urbanchek	561	Stanford	475	Indianapolis	6,650
1996.....	Texas	Eddie Reese	479	Auburn	443½	Texas	7,897
1997.....	Auburn	David Marsh	496½	Stanford	340	Minnesota	6,152
1998.....	Stanford	Skip Kenney	599	Auburn	394½	Auburn	9,589
1999.....	Auburn	David Marsh	467½	Stanford	414½	Indianapolis	6,165
2000.....	Texas	Eddie Reese	538	Auburn	385	Minnesota	2,922
2001.....	Texas	Eddie Reese	597½	Stanford	457½	Texas A&M	6,908
2002.....	Texas	Eddie Reese	512	Stanford	501	Georgia	7,061
2003.....	Auburn	David Marsh	609½	Texas	413	Texas	6,300

No team points were awarded from 1924 through 1936. Hosts for these years: 1924—Navy; 1925—Northwestern; 1926—Navy; 1927—Iowa; 1928—Pennsylvania; 1929—Washington (Mo.); 1930—Harvard; 1931—Northwestern; 1932—Michigan; 1933—Yale; 1934—Ohio St.; 1935—Harvard; 1936—Yale. Unofficial NCAA team champions for these years are: 1924—Northwestern; 1925—Navy; 1926—Navy; 1927—Michigan; 1928—Michigan; 1929—Northwestern; 1930—Northwestern; 1931—Michigan; 1932—Michigan; 1933—Northwestern; 1934—Michigan; 1935—Michigan; 1936—Michigan.

TEAM CHAMPIONS

(Notes: Team champions were not declared until 1937. Unofficial team champions are not included in these totals.)

Michigan 11, Ohio St. 11, Southern California 9, Texas 9, Stanford 8, Indiana 6, Yale 4, Auburn 3, California 2, Florida 2, Tennessee, UCLA, 1 each.

INDIVIDUAL CHAMPIONSHIPS

(Note: Totals include co-championships. Relay victories count one for each event.)

Michigan 148, Stanford 130, Ohio St. 117, Southern California 108, Texas 82, Indiana 79, Yale 60, California 41, UCLA 41, Tennessee 41, Auburn 31, Southern Methodist 28, Miami (Fla.) 26, Northwestern 26, Florida 25, Michigan St. 22, Princeton 22, Iowa 21, Arizona 20, Minnesota 16, Rutgers 13, Washington 12, Harvard 10, Alabama 9, Long Beach St. 9, Columbia 8, Navy 8, Illinois 7, Arizona St. 7, North Carolina St. 6, Florida St. 5, Brigham Young 4, Georgia 4, La Salle 4,

North Carolina 4, Texas-Arlington 3, Virginia 3, Wayne St. (Mich.) 3, Williams 3, Arkansas 2, Cincinnati 2, Dartmouth 2, LSU 2, Oklahoma 2, Wisconsin 2, Air Force, Amherst, Army, Brown, Cornell, Cortland St., Denver, Fla. Atlantic, Frank. & Marsh, Georgia Tech, Houston, Miami (Ohio), Nebraska, Oregon, Purdue, UC Santa Barb., Utah, Villanova, Wesleyan (Conn.), 1 each.

Championships Records

50-YARD FREESTYLE

19.08—Neil Walker, Texas, 3-27-97 (preliminaries).

100-YARD FREESTYLE

41.62—Anthony Ervin, California, 3-30-2002.

200-YARD FREESTYLE

1:33.03—Matt Biondi, California, 4-3-87.

500-YARD FREESTYLE

4:08.75—Tom Dolan, Michigan, 3-23-95.

1,650-YARD FREESTYLE

14:26.62—Chris Thompson, Michigan, 3-24-2001.

100-YARD BACKSTROKE

45.25—Neil Walker, Texas, 3-28-97.

200-YARD BACKSTROKE

1:39.16—Aaron Peirsol, Texas, 3-29-2003

100-YARD BREASTSTROKE

51.96—Brendan Hansen, Texas, 3-28-2003.

200-YARD BREASTSTROKE

1:52.62—Brendan Hansen, Texas, 3-29-2003.

100-YARD BUTTERFLY

45.44—Ian Crocker, Texas, 3-30-2002.

200-YARD BUTTERFLY

1:41.78—Melvin Stewart, Tennessee, 3-30-91.

200-YARD INDIVIDUAL MEDLEY

1:42.66—George Bovell, Auburn, 3-27-2003.

400-YARD INDIVIDUAL MEDLEY

3:38.18—Tom Dolan, Michigan, 3-24-95.

200-YARD FREESTYLE RELAY

1:16.49—Stanford (Randall Bal, Peter Marshall, Andrew Schnell, Bobby O'Bryan), 3-30-2002.

400-YARD FREESTYLE RELAY

2:48.99—California (Duje Draganja, Mike Cavic, Joe Bruckart, Anthony Ervin) 3-29-2003.

800-YARD FREESTYLE RELAY

6:18.00—Texas (Scott Goldblatt, Nate Dusing, Chris Kemp, Jamie Rauch), 3-23-2001.

200-YARD MEDLEY RELAY

1:24.46—Texas (Aaron Peirsol, Brendan Hansen, Daniel Ditoro, Ian Crocker), 3-28-2003.

400-YARD MEDLEY RELAY

3:04.47—Texas (Aaron Peirsol, Brendan Hansen, Ian Crocker, Chris Kemp), 3-27-2003.

CHAMPIONSHIPS RECORDS**SHORT COURSE****50-METER FREESTYLE**

21.21—Anthony Ervin, California, 3-23-2000.

100-METER FREESTYLE

47:36—Anthony Ervin, California, 3-25-2000.

200-METER FREESTYLE

1:43.90—Ryk Neethling, Arizona, 3-24-2000.

400-METER FREESTYLE

3:40.47—Ryk Neethling, Arizona, 3-23-2000.

1,500-METER FREESTYLE

14:31.02—Erik Vendt, Southern California, 3-25-2000.

100-METER BACKSTROKE

52.05—Matt Ulrickson, Texas, 3-24-2000.

200-METER BACKSTROKE

1:53.68—Matt Cole, Florida, 3-25-2000.

100-METER BREASTSTROKE

57.66—Ed Moses, Virginia, 3-24-2000.

200-METER BREASTSTROKE

2:06.40—Ed Moses, Virginia, 3-25-2000.

100-METER BUTTERFLY

51.23—Adam Pine, Nebraska, 3-24-2000.



Aaron Peirsol of Texas broke a seven-year-old meet record with his winning time in the 200-yard backstroke.

200-METER BUTTERFLY

1:55.79—Adam Messner, Stanford, 3-25-2000.

200-METER INDIVIDUAL MEDLEY

1:54.65—Atilla Czene, Arizona St., 3-23-2000.

400-METER INDIVIDUAL MEDLEY

4:06.02—Tim Siciliano, Michigan, 3-24-2000.

200-METER FREESTYLE RELAY

1:24.83—Auburn (Matthew Busbee, Aaron Ciarla, Oswaldo Quevedo, Gregory Busse), 3-23-2000 (preliminaries).

400-METER FREESTYLE RELAY

3:11.25—California (Matthew Macedo, Anthony Ervin, Bart Kizierowski, Lars Merseburg), 3-25-2000.

800-METER FREESTYLE RELAY

7:05.05—Texas (Nate Dusing, Scott Goldblatt, Jamie Rauch), 3-24-2000.

200-METER MEDLEY RELAY

1:35.66—Texas (Matt Ulrickson, Russell Chozick, Nate Dusing, Bryan Jones), 3-24-2000.

400-METER MEDLEY RELAY

3:31.23—Texas (Tom Hannan, Russell Chozick, Nate Dusing, Bryan Jones), 3-23-2000.

INDIVIDUAL CHAMPIONS**SHORT COURSE****50-METER FREESTYLE**

2000 Anthony Ervin, California, 21.21

200-METER BACKSTROKE

2000 Matt Cole, Florida, 1:53.68

100-METER BREASTSTROKE

2000 Ed Moses, Virginia, 57.66

100-METER BUTTERFLY

2000 Adam Pine, Nebraska, 51.23

200-METER BUTTERFLY

2000 Adam Messner, Stanford, 1:55.79

200-METER INDIVIDUAL MEDLEY

2000 Atilla Czene, Arizona St., 1:54.65

400-METER INDIVIDUAL MEDLEY

2000 Tim Siciliano, Michigan, 4:06.02

200-METER FREESTYLE RELAY

2000 Auburn (Matthew Busbee, Aaron Ciarla, Oswaldo Quevedo, Gregory Busse), 1:25.14.

400-METER FREESTYLE RELAY

2000 California (Matthew Macedo, Anthony Ervin, Bart Kizierowski, Lars Merseburg), 3:11.25

800-METER FREESTYLE RELAY

2000 Texas (Jon Younghouse, Nate Dusing, Scott Goldblatt, Jamie Rauch), 7:05.05

200-METER MEDLEY RELAY

2000 Texas (Matt Ulrickson, Russell Chozick, Nate Dusing, Bryan Jones), 1:35.66

400-METER MEDLEY RELAY

2000 Texas (Tom Hannan, Russell Chozick, Nate Dusing, Bryan Jones), 3:31.23

DISCONTINUED EVENTS

(Note: All records were made over the short course with the exception of the 1,500-meter freestyle.)

220-YARD FREESTYLE

2:00.6—Murray Rose, Southern California, 1961.

440-YARD FREESTYLE

4:17.9—Murray Rose, Southern California, 1961.

1,500-METER FREESTYLE (LONG)

18:05.9—George Breen, Cortland St., 1956.

150-YARD BACKSTROKE

1:31.8—Allan Stack, Yale, 1948.

300-YARD MEDLEY RELAY

2:42.2—Ohio St. (Yoshi Oyakawa, Albert Wiggins, Ed Kawachiki), 1955.

MISCELLANEOUS**INDIVIDUAL CHAMPIONS, YEAR**

11—Texas, 2001.

9—Ohio St., 1954; Indiana, 1969; Stanford, 1992.

8—Michigan, 1937; Ohio St. 1955; Southern California 1964-77; Indiana, 1971; Stanford, 1985-94-95-98.

INDIVIDUAL TITLES, YEAR

3—Al Schwartz, Northwestern, 1930 (50 free, 100 free, 220 free); Jack Medica, Washington, 1934-35-36 (220 free, 440 free, 1,500-meter free); Alan Ford, Yale, 1944 (50 free, 100 free, 150 back); John Marshall, Yale, 1951 (220 free, 440 free, 1,500-meter free); Timothy Jecko, Yale, 1957 (100 fly, 200 fly, 200 IM); Murray Rose, Southern California, 1961 (220 free, 440 free, 1,500-meter free); Roy Saari, Southern California, 1964 (500 free, 1,650 free, 200 IM) and 1965-66 (200 free, 500 free, 1,650 free), also swam on two winning relay teams; Charlie Hickcox, Indiana, 1968 (100 back, 200 back, 200 IM); Mark Spitz, Indiana, 1969 (200 free, 500 free, 100 fly); Mike Burton, UCLA, 1970 (500 free, 1,650 free, 200 fly); Gary Hall, Indiana, 1971 (200 back, 200 IM, 400 IM); John Trembley, Tennessee, 1973 (50 free, 100 free, 100 fly), also swam on one winning relay team; John Naber, Southern California, 1974-75 (500 free, 100 back, 200 back), also swam on one winning relay team; Brian Goodell, UCLA, 1978-79-80 (500 free, 1,650 free, 400 IM); D. Graham Smith, California, 1979 (100 breast, 200 breast, 200 IM), also swam on one winning relay team; Pablo Morales, Stanford, 1985-86-87 (100 fly, 200 fly, 200 IM), also swam on three winning relay teams; Matt Biondi, California, 1986-87 (50 free, 100 free, 200 free), also swam on three winning relay teams; Artur Wojdat, Iowa, 1991 (200 free, 500 free, 1,650 free); Jeff Rouse, Stanford, 1992 (100 back, 200 back, 200 IM), also swam on three winning relay teams; Tom Dolan, Michigan, 1995-96 (500 free, 1,650 free, 400 IM), also swam on two winning relay teams; Ryan Berube, Southern Methodist, 1996 (100 back, 200 back, 200 IM); Ryk Neethling, Arizona, 1998 (200 free, 500 free, 1,650 free); Tom Wilkens, Stanford, 1998 (200 breast, 200 IM, 400 IM), also swam on one winning relay team; Ryk Neethling, Arizona, 1999 (200 free, 500 free, 1,650 free).

INDIVIDUAL TITLES, CAREER

11—Pablo Morales, Stanford (100 fly 1984-85-86-87, 200 fly 1984-85-86-87, 200 IM 1985-86-87), also swam on three winning relay teams.

10—John Naber, Southern California (500 free 1974-75, 100 back 1974-75-76-77, 200 back 1974-75-76-77), also swam on five winning relay teams.

9—Jack Medica, Washington (220 free 1934-35-36, 440 free 1934-35-36, 1,500-meter free 1934-35-36); Roy Saari, Southern California (200 free 1965-66, 500 free 1964-65-66, 1,650 free 1964-65-66, 200 IM 1964), also swam on two winning relay teams; Brian Goodell, UCLA (500 free 1978-79-80, 1,650 free 1978-79-80, 400 IM 1978-79-80); Artur Wojdat, Iowa (200 free 1989-91, 500 free 1989-90-91-92, 1,650 free 1990-91-92); Ryk Neethling, Arizona (200 free 98-99-00, 400 free 2000, 500 free 98-99, 1,650 free 97-98-99).

REPEAT CHAMPIONS

4—Bill Smith, Ohio St. (220 free 1943-47-48-49); Yoshi Oyakawa, Ohio St. (200 back 1952-53-54-55); Mark Spitz, Indiana (100 fly 1969-70-71-72); John Naber, Southern California (100 back 1974-75-76-77, 200 back 1974-75-76-77); Steve Lundquist, Southern Methodist (100 breast 1980-81-82-83); Pablo Morales, Stanford (100 fly 1984-85-86-87, 200 fly 1984-85-86-87); David Wharton, Southern California (400 IM 1988-89-90-91); Artur Wojdat, Iowa (500 free 1989-90-91-92); Gustavo Borges, Michigan (100 free 1992-93-94-95); Troy Dumais, Texas (three-meter diving 1999-2000-01-02).

Individual Champions

(Note: All events competed over short course, unless otherwise indicated; *indicates 20-yard pool; **indicates long course. Beginning in 1966, electronic timing devices were used.)

50-YARD FREESTYLE

- 1925 Arthur Rule, Navy, 23.9*
 1926 Harry Lewis, Rutgers, 25.0**
 1927 William Wright, Columbia, 24.9**
 1928 John Bryant, Dartmouth, 24.3
 1929 John Bryant, Dartmouth, 24.0
 1930 Al Schwartz, Northwestern, 24.0
 1931 Edward Scherer, Princeton, 24.6
 1932 John McKelvey, Stanford, 24.0
 1933 Raymond Thompson, Navy, 23.8
 1934 Charles Flachmann, Illinois, 23.8
 1935 Charles Flachmann, Illinois, 23.0
 1936 Ray Walters, Iowa, 23.2
 1937 Ed Kirar, Michigan, 23.2
 1938 Ed Kirar, Michigan, 23.2
 1939 Charles Barker, Michigan, 23.5
 1940 Guy Lumsden, Wayne St. (Mich.), 23.1
 1941 Charles Barker, Michigan, 23.0
 1942 Bob Amundsen, Northwestern, 23.4
 1943 Henry Kozlowski, Northwestern, 22.1
 1944 Alan Ford, Yale, 22.2
 1945 Merton Church, Michigan, 23.2
 1946 Robert Anderson, Stanford, 23.1
 1947 Richard Weinberg, Michigan, 23.3
 1948 Robert Anderson, Stanford, 23.3
 1949 Richard Weinberg, Michigan, 23.1
 1950 Edward Garst, Iowa, 23.4
 1951 Clark Scholes, Michigan St., 22.9
 1952 Richard Cleveland, Ohio St., 22.3
 1953 Don Hill, Michigan, 22.4
 1954 Richard Cleveland, Ohio St., 22.3
 1955 Kerry Donovan, Yale, 22.8
 1956 Robin Moore, Stanford, 22.1
 Rex Aubrey, Yale, 22.1
 1957 Robert Keiter, Amherst, 22.1
 1958 Gary Morris, Iowa, 22.4
 1959 Fred Westphal, Wisconsin, 22.3
 1960 Bruce Hunter, Harvard, 21.9
 1961 Frank Legacki, Michigan, 21.4
 1962 Steven Jackman, Minnesota, 21.1
 1963 Steven Jackman, Minnesota, 21.2
 1964 Mike Austin, Yale, 21.0
 1965 Steve Clark, Yale, 21.2
 1966 James Van Kernen, Wesleyan (Conn.), 21.39
 1967 Zac Zorn, UCLA, 21.12
 1968 Zac Zorn, UCLA, 20.99
 1969 Dan Frawley, Southern California, 21.04
 1970 David Edgar, Tennessee, 20.93
 1971 David Edgar, Tennessee, 20.30
 1972 David Edgar, Tennessee, 20.442
 1973 John Trembley, Tennessee, 20.337
 1974 John Trembley, Tennessee, 20.234
 1975 Joe Bottom, Southern California, 20.118
 1976 Joe Bottom, Southern California, 20.08
 1977 Joe Bottom, Southern California, 19.75
 1978 Andrew Coan, Tennessee, 20.29
 1979 Ambrose Gaines, Auburn, 19.99
 1980 Andrew Coan, Tennessee, 19.92
 1981 Kris Kirchner, Texas, 19.66
 1982 Robin Leamy, UCLA, 19.85
 1983 Peng Siang Ang, Houston, 19.70
 1984 Tom Jager, UCLA, 19.55
 1985 Tom Jager, UCLA, 19.24
 1986 Matt Biondi, California, 19.22
 1987 Matt Biondi, California, 19.15
 1988 Mark Andrews, LSU, 19.61
 1989 Brent Lang, Michigan, 19.68
 1990 Brent Lang, Michigan, 19.40
 1991 Shaun Jordan, Texas, 19.33
 1992 Erik Maurer, Stanford, 19.58
 1993 David Fox, North Carolina St., 19.14
 1994 Brian Retterer, Stanford, 19.45
 1995 Gustavo Borges, Michigan, 19.68
 1996 Francisco Sanchez, Arizona St., 19.35
 1997 Brett Hawke, Auburn, 19.19
 1998 Brendon Dedekind, Florida St., 19.22
 1999 Aaron Ciarla, Auburn, 19.36

- 2001 Anthony Robinson, Stanford, 19.15
 2002 Roland Schoeman, Arizona, 19.08
 2003 Fred Bousquet, Auburn, 19.31

100-YARD FREESTYLE

- 1925 Ralph Breyer, Northwestern, 55.0*
 1926 Peter Wyckoff, Navy, 55.5**
 1927 Carl Darnall, Michigan, 56.9**
 1928 Carl Darnall, Michigan, 55.0
 1929 Al Schwartz, Northwestern, 53.2
 1930 Al Schwartz, Northwestern, 55.0
 1931 George Kojac, Rutgers, 52.6
 1932 Walter Spence, Rutgers, 53.6
 1933 Walter Spence, Rutgers, 52.4
 1934 Walter Spence, Rutgers, 51.6
 1935 Charles Flachmann, Illinois, 52.4
 1936 Charles Hutter, Harvard, 52.9
 1937 Ed Kirar, Michigan, 52.3
 1938 Ed Kirar, Michigan, 52.7
 1939 Charles Barker, Michigan, 52.9
 Paul Wolf, Southern California, 52.9
 1940 Gus Sharemet, Michigan, 51.8
 1941 Bill Prew, Wayne St. (Mich.), 52.1
 1942 Howard Johnson, Yale, 52.4
 1943 John Patten, Michigan, 52.0
 1944 Alan Ford, Yale, 49.7
 1945 Merton Church, Michigan, 52.3
 1946 Halo Hirose, Ohio St., 52.1
 1947 Richard Weinberg, Michigan, 52.2
 1948 Wally Ris, Iowa, 51.5
 1949 Wally Ris, Iowa, 50.4
 1950 Clark Scholes, Michigan St., 50.9
 1951 Clark Scholes, Michigan St., 51.0
 1952 Clark Scholes, Michigan St., 49.9
 1953 Reid Patterson, Georgia, 50.5
 1954 Richard Cleveland, Ohio St., 50.0
 1955 Rex Aubrey, Yale, 50.7
 1956 Al Kuhn, Northwestern, 49.3
 1957 Henry Dyer, Harvard, 49.4
 1958 Donald Patterson, Michigan St., 49.5
 1959 Frank Legacki, Michigan, 49.6
 1960 Peter Lusk, Yale, 49.4
 1961 Steven Jackman, Minnesota, 48.5
 1962 Steven Jackman, Minnesota, 47.5
 1963 Per Ola Lindberg, Southern California, 47.1
 1964 Steve Clark, Yale, 46.3
 1965 Steve Clark, Yale, 46.1
 1966 Don Roth, UC Santa Barb., 46.87
 1967 Ken Walsh, Michigan St., 45.67
 1968 Zac Zorn, UCLA, 45.45
 1969 Frey Heath, UCLA, 46.24
 1970 David Edgar, Tennessee, 46.06
 1971 David Edgar, Tennessee, 44.69
 1972 David Edgar, Tennessee, 45.003
 1973 John Trembley, Tennessee, 45.090
 1974 Joe Bottom, Southern California, 45.067
 1975 Jonty Skinner, Alabama, 43.927
 1976 James Montgomery, Indiana, 44.40
 1977 David Fairbank, Stanford, 43.68
 1978 Andrew Coan, Tennessee, 44.10
 1979 Andrew Coan, Tennessee, 43.42
 1980 Ambrose Gaines, Auburn, 43.36
 1981 Ambrose Gaines, Auburn, 42.38
 1982 Robin Leamy, UCLA, 43.59
 1983 Tom Jager, UCLA, 43.06
 1984 Tom Jager, UCLA, 42.85
 1985 Matt Biondi, California, 41.87
 1986 Matt Biondi, California, 42.03
 1987 Matt Biondi, California, 41.80
 1988 Brent Lang, Michigan, 42.96
 1989 Shaun Jordan, Texas, 42.98
 1990 Brent Lang, Michigan, 42.62
 1991 Shaun Jordan, Texas, 42.45
 1992 Gustavo Borges, Michigan, 42.95
 1993 Gustavo Borges, Michigan, 42.91
 1994 Gustavo Borges, Michigan, 42.46
 1995 Gustavo Borges, Michigan, 42.85
 1996 Ricky Busquets, Tennessee, 42.64
 1997 Lars Frolander, Southern Methodist, 42.89
 1998 Lars Frolander, Southern Methodist, 42.12
 1999 Bart Kizierowski, California, 42.70
 2001 Anthony Ervin, California, 41.80
 2002 Anthony Ervin, California, 41.62
 2003 Duje Draganja, California, 42.02

200-YARD FREESTYLE

- 1963 Steve Clark, Yale, 1:46.3
 1964 Steve Clark, Yale, 1:44.4
 1965 Roy Saari, Southern California, 1:42.9
 1966 Roy Saari, Southern California, 1:44.66
 1967 Greg Buckingham, Stanford, 1:41.46
 1968 Don Schollander, Yale, 1:42.04
 1969 Mark Spitz, Indiana, 1:39.53
 1970 Juan Bello, Michigan, 1:42.70
 1971 James McConica, Southern California, 1:39.75
 1972 Jerry Heidenreich, Southern Methodist, 1:38.357
 1973 James McConica, Southern California, 1:39.625
 1974 James Montgomery, Indiana, 1:39.188
 1975 George McDonnell, UCLA, 1:38.042
 1976 James Montgomery, Indiana, 1:36.53
 1977 Bruce Furniss, Southern California, 1:36.16
 1978 Bruce Furniss, Southern California, 1:37.02
 1979 Andrew Coan, Tennessee, 1:35.62
 1980 Ambrose Gaines, Auburn, 1:34.57
 1981 Ambrose Gaines, Auburn, 1:33.91
 1982 Pelle Holmertz, California, 1:36.46
 1983 Mikael Orn, Arizona St., 1:36.02
 1984 Mike Heath, Florida, 1:35.21
 1985 Matt Biondi, California, 1:33.22
 1986 Matt Biondi, California, 1:33.85
 1987 Matt Biondi, California, 1:33.03
 1988 Doug Gjertsen, Texas, 1:34.51
 1989 Artur Wojdat, Iowa, 1:33.82
 1990 Doug Gjertsen, Texas, 1:33.15
 1991 Artur Wojdat, Iowa, 1:33.71
 1992 Gustavo Borges, Michigan, 1:34.66
 1993 Josh Davis, Texas, 1:34.25
 1994 Gustavo Borges, Michigan, 1:34.31
 1995 Gustavo Borges, Michigan, 1:34.61
 1996 Bela Szabados, Fla. Atlantic, 1:34.33
 1997 John Piersma, Michigan, 1:34.88
 1998 Ryk Neethling, Arizona, 1:34.19
 1999 Ryk Neethling, Arizona, 1:33.59
 2001 Klete Keller, Southern California, 1:34.43
 2002 Adam Sioui, Florida, 1:34.67
 2003 Simon Burnett, Arizona, 1:33.69
 500-YARD FREESTYLE
 1963 John Konrads, Southern California, 4:50.7
 1964 Roy Saari, Southern California, 4:45.8
 1965 Roy Saari, Southern California, 4:43.6
 1966 Roy Saari, Southern California, 4:50.59
 1967 Greg Buckingham, Stanford, 4:37.16
 1968 Greg Charlton, Southern California, 4:38.24
 1969 Mark Spitz, Indiana, 4:33.48
 1970 Mike Burton, UCLA, 4:37.29
 1971 John Kinsella, Indiana, 4:27.39
 1972 John Kinsella, Indiana, 4:24.496
 1973 John Kinsella, Indiana, 4:27.593
 1974 John Naber, Southern California, 4:26.855
 1975 John Naber, Southern California, 4:20.450
 1976 Tim Shaw, Long Beach St., 4:19.05
 1977 Tim Shaw, Long Beach St., 4:17.39
 1978 Brian Goodell, UCLA, 4:18.05
 1979 Brian Goodell, UCLA, 4:16.43
 1980 Brian Goodell, UCLA, 4:17.81
 1981 Doug Towne, Arizona, 4:16.54
 1982 Andy Astbury, Arizona St., 4:18.15
 1983 George DiCarlo, Arizona, 4:16.93
 1984 George DiCarlo, Arizona, 4:15.36
 1985 Mike O'Brien, Southern California, 4:13.06
 1986 Matt Cellinski, Florida, 4:15.19
 1987 Daniel Jorgensen, Southern California, 4:16.25
 1988 John Witchel, Stanford, 4:15.67
 1989 Artur Wojdat, Iowa, 4:12.24
 1990 Artur Wojdat, Iowa, 4:13.80
 1991 Artur Wojdat, Iowa, 4:12.80
 1992 Artur Wojdat, Iowa, 4:12.79
 1993 Marcel Wouda, Michigan, 4:15.55
 1994 Chad Carvin, Arizona, 4:11.59
 1995 Tom Dolan, Michigan, 4:08.75
 1996 Tom Dolan, Michigan, 4:12.77
 1997 John Piersma, Michigan, 4:15.79
 1998 Ryk Neethling, Arizona, 4:13.42
 1999 Ryk Neethling, Arizona, 4:13.80
 2001 Klete Keller, Southern California, 4:14.67
 2002 Klete Keller, Southern California, 4:12.83
 2003 Erik Vendt, Southern California, 4:13.63

1,650-YARD FREESTYLE

1963 John Konrads, Southern California, 17:24.0
 1964 Roy Saari, Southern California, 16:49.5
 1965 Roy Saari, Southern California, 16:39.9
 1966 Roy Saari, Southern California, 17:08.17
 1967 Mike Burton, UCLA, 16:17.59
 1968 Mike Burton, UCLA, 15:59.34
 1969 Hans Fassnacht, Long Beach St., 15:54.21
 1970 Mike Burton, UCLA, 16:10.59
 1971 John Kinsella, Indiana, 15:26.51
 1972 John Kinsella, Indiana, 15:33.582
 1973 John Kinsella, Indiana, 15:29.209
 1974 Jack Tingley, Southern California, 15:29.287
 1975 Michael Bruner, Stanford, 15:16.540
 1976 Tim Shaw, Long Beach St., 15:06.76
 1977 Keith Converse, Alabama, 14:57.30
 1978 Brian Goodell, UCLA, 14:55.53
 1979 Brian Goodell, UCLA, 14:54.13
 1980 Brian Goodell, UCLA, 14:54.07
 1981 Rafael Escalas, UCLA, 14:53.90
 1982 Arne Borgstrom, Alabama, 15:02.24
 1983 Tony Corbisiero, Columbia, 14:46.29
 1984 Jeff Kostoff, Stanford, 14:38.22
 1985 Mike O'Brien, Southern California, 14:41.43
 1986 Jeff Kostoff, Stanford, 14:37.87
 1987 Jeff Kostoff, Stanford, 14:47.75
 1988 Daniel Jorgensen, Southern California, 14:50.21
 1989 Mariusz Podkoscielny, Arizona, 14:38.09
 1990 Artur Wojdat, Iowa, 14:45.42
 1991 Artur Wojdat, Iowa, 14:42.06
 1992 Artur Wojdat, Iowa, 14:43.09
 1993 Marcel Wouda, Michigan, 14:46.16
 1994 Chad Carvin, Arizona, 14:34.91
 1995 Tom Dolan, Michigan, 14:29.31
 1996 Tom Dolan, Michigan, 14:38.37
 1997 Ryk Neethling, Arizona, 14:43.44
 1998 Ryk Neethling, Arizona, 14:32.50
 1999 Ryk Neethling, Arizona, 14:35.57
 2001 Chris Thompson, Michigan, 14:26.62
 2002 Erik Vendt, Southern California, 14:37.48
 2003 Erik Vendt, Southern California, 14:29.85
100-YARD BACKSTROKE
 1950 Bill Sonner, Ohio St., 59.1
 1951 Richard Thoman, Yale, 57.5
 1952 Jack Taylor, Ohio St., 57.3
 1953 Yoshi Oyakawa, Ohio St., 56.9
 1954 Yoshi Oyakawa, Ohio St., 57.0
 1955 Yoshi Oyakawa, Ohio St., 58.0
 1956 Lincoln Hurring, Iowa, 58.1
 1957 Charles Krepp, North Carolina, 58.1
 1958 James Dolbey, Yale, 57.8
 1959 Frank McKinney, Indiana, 56.1
 1960 Charles Bittick, Southern California, 54.4
 1961 Charles Bittick, Southern California, 53.9
 1962 L. B. Schaefer, Ohio St., 53.9
 1963 Bob Bennett, Southern California, 53.8
 1964 Bob Bennett, Southern California, 53.1
 1965 Gary Dilley, Michigan St., 52.6
 1966 Gary Dilley, Michigan St., 52.39
 1967 Charlie Hickcox, Indiana, 53.17
 1968 Charlie Hickcox, Indiana, 52.18
 1969 Fred Haywood, Stanford, 52.44
 1970 Larry Barbieri, Indiana, 51.91
 1971 Santiago Esteve, Indiana, 51.71
 1972 Paul Gilbert, Yale, 51.293
 1973 Michael Stamm, Indiana, 50.910
 1974 John Naber, Southern California, 50.516
 1975 John Naber, Southern California, 49.947
 1976 John Naber, Southern California, 49.94
 1977 John Naber, Southern California, 49.36
 1978 Robert Jackson, Long Beach St., 49.88
 1979 Carlos Berrocal, Alabama, 49.71
 1980 Clay Britt, Texas, 49.52
 1981 Clay Britt, Texas, 49.08
 1982 Clay Britt, Texas, 49.09
 1983 Rick Carey, Texas, 48.25
 1984 Rick Carey, Texas, 48.63
 1985 Tom Jager, UCLA, 48.21
 1986 Mark Rhodenbaugh, Southern Methodist, 48.67
 1987 David Berkoff, Harvard, 48.20
 1988 Jay Mortenson, Stanford, 48.17
 1989 David Berkoff, Harvard, 47.02
 1990 Jeff Rouse, Stanford, 47.50
 1991 Jeff Rouse, Stanford, 46.99

1992 Jeff Rouse, Stanford, 46.12
 1993 Derek Weatherford, Stanford, 47.10
 1994 Brian Retterer, Stanford, 46.07
 1995 Brian Retterer, Stanford, 45.43
 1996 Ryan Berube, Southern Methodist, 46.15
 1997 Neil Walker, Texas, 45.25
 1998 Neil Walker, Texas, 46.66
 1999 Michael Gilliam, Tennessee, 47.12
 2001 Michael Gilliam, Tennessee, 45.97
 2002 Peter Marshall, Stanford, 45.91
 2003 Peter Marshall, Stanford, 45.57
200-YARD BACKSTROKE
 1951 Jack Taylor, Ohio St., 2:07.3
 1952 Yoshi Oyakawa, Ohio St., 2:07.3
 1953 Yoshi Oyakawa, Ohio St., 2:05.1
 1954 Yoshi Oyakawa, Ohio St., 2:09.8
 1955 Yoshi Oyakawa, Ohio St., 2:07.7
 1956 Lincoln Hurring, Iowa, 2:07.5
 1957 Charles Krepp, North Carolina, 2:07.8
 1958 Dave Pemberton, Northwestern, 2:08.0
 1959 Frank McKinney, Indiana, 2:01.4
 1960 Charles Bittick, Southern California, 2:00.1
 1961 Charles Bittick, Southern California, 1:57.1
 1962 L.B. Schaefer, Ohio St., 1:58.7
 1963 Ed Bartsch, Michigan, 1:57.8
 1964 Jed Graef, Princeton, 1:56.2
 1965 Gary Dilley, Michigan St., 1:56.2
 1966 Gary Dilley, Michigan St., 1:56.41
 1967 Charlie Hickcox, Indiana, 1:55.30
 1968 Charlie Hickcox, Indiana, 1:54.66
 1969 Charlie Hickcox, Indiana, 1:53.67
 1970 Mitch Ivey, Long Beach St., 1:52.77
 1971 Gary Hall, Indiana, 1:50.60
 1972 Charles Campbell, Princeton, 1:50.557
 1973 Michael Stamm, Indiana, 1:50.561
 1974 John Naber, Southern California, 1:48.951
 1975 John Naber, Southern California, 1:46.827
 1976 John Naber, Southern California, 1:46.96
 1977 John Naber, Southern California, 1:46.09
 1978 Peter Rocca, California, 1:47.48
 1979 Peter Rocca, California, 1:46.21
 1980 James Fowler, Southern California, 1:47.76
 1981 Wade Flemons, Stanford, 1:46.30
 1982 Rick Carey, Texas, 1:46.01
 1983 Rick Carey, Texas, 1:45.21
 1984 Rick Carey, Texas, 1:44.82
 1985 Sean Murphy, Stanford, 1:46.29
 1986 Sean Murphy, Stanford, 1:45.90
 1987 Doug Gjertsen, Texas, 1:45.12
 1988 Sean Murphy, Stanford, 1:45.54
 1989 Jeff Rouse, Stanford, 1:44.87
 1990 Martin Zubero, Florida, 1:43.99
 1991 Martin Zubero, Florida, 1:42.88
 1992 Jeff Rouse, Stanford, 1:40.64
 1993 Tripp Schwenk, Tennessee, 1:42.06
 1994 Derek Weatherford, Stanford, 1:42.18
 1995 Brian Retterer, Stanford, 1:40.61
 1996 Ryan Berube, Southern Methodist, 1:41.23
 1997 Lenny Krayzelburg, Southern California, 1:41.10
 1998 Tate Blahnik, Stanford, 1:41.21
 1999 Tate Blahnik, Stanford, 1:41.42
 2001 Nate Dusing, Texas, 1:41.52
 2002 Markus Rogan, Stanford, 1:41.52
 2003 Aaron Peirsol, Texas, 1:39.16
100-YARD BREASTSTROKE
 1958 Franklin Modine, Michigan St., 1:05.0
 1959 Gordon Collet, Oklahoma, 1:03.2
 1960 Thomas Peterson, Stanford, 1:03.1
 1961 Richard Nelson, Michigan, 1:02.1
 1962 Richard Nelson, Michigan, 1:01.7
 1963 Richard Nelson, Michigan, 1:02.2
 Gardiner Green, Princeton, 1:02.2
 1964 Bill Craig, Southern California, 59.9
 1965 Bill Craig, Southern California, 1:00.3
 1966 Paul Scheerer, Michigan, 1:00.43
 1967 Ken Merten, Southern Methodist, 58.54
 1968 Dick Nesbit, Texas-Arlington, 59.11
 1969 Don McKenzie, Indiana, 58.36
 1970 Brian Job, Stanford, 57.57
 1971 Brian Job, Stanford, 57.24
 1972 Thomas Bruce, UCLA, 56.998
 1973 John Hencken, Stanford, 57.111
 1974 David Wilkie, Miami (Fla.), 56.727
 1975 John Hencken, Stanford, 55.96

1976 John Hencken, Stanford, 56.04
 1977 D. Graham Smith, California, 55.10
 1978 Scott Spann, Auburn, 56.62
 1979 D. Graham Smith, California, 54.91
 1980 Steve Lundquist, Southern Methodist, 53.59
 1981 Steve Lundquist, Southern Methodist, 52.93
 1982 Steve Lundquist, Southern Methodist, 53.09
 1983 Steve Lundquist, Southern Methodist, 52.48
 1984 John Moffet, Stanford, 54.38
 1985 John Moffet, Stanford, 53.62
 1986 Giovanni Minervini, UCLA, 53.75
 1987 Todd Torres, LSU, 53.96
 1988 Giovanni Minervini, UCLA, 53.90
 1989 Kirk Stackle, Texas, 54.02
 1990 Kirk Stackle, Texas, 53.48
 1991 Andrea Cecchi, UCLA, 53.50
 1992 Andrea Cecchi, UCLA, 53.33
 1993 Tyler Mayfield, Stanford, 53.07
 1994 Tyler Mayfield, Stanford, 53.73
 1995 Kurt Grote, Stanford, 53.21
 1996 Jeremy Linn, Tennessee, 53.04
 1997 Jeremy Linn, Tennessee, 52.32
 1998 Jeremy Linn, Tennessee, 53.01
 1999 Brendon Dedekind, Florida St., 53.16
 2001 Brendan Hansen, Texas, 52.35
 2002 Brendan Hansen, Texas, 52.47
 2003 Brendan Hansen, Texas, 51.96
200-YARD BREASTSTROKE
 1958 Franklin Modine, Michigan St., 2:25.4
 1959 William Muliken, Miami (Ohio), 2:21.3
 1960 Ron Clark, Michigan, 2:17.6
 1961 Ron Clark, Michigan, 2:13.4
 1962 Virgil Luken, Minnesota, 2:16.8
 1963 Martin Hull, Stanford, 2:17.0
 1964 Bill Craig, Southern California, 2:12.1
 1965 Tom Treheway, Indiana, 2:10.4
 1966 Wayne Anderson, Southern California, 2:14.24
 1967 Ken Merten, Southern Methodist, 2:07.99
 1968 Phil Long, Yale, 2:11.72
 1969 Mike Dirksen, Oregon, 2:08.62
 1970 Brian Job, Stanford, 2:05.99
 1971 Brian Job, Stanford, 2:03.39
 1972 Brian Job, Stanford, 2:02.592
 1973 David Wilkie, Miami (Fla.), 2:03.407
 1974 John Hencken, Stanford, 2:02.748
 1975 John Hencken, Stanford, 2:00.839
 1976 David Wilkie, Miami (Fla.), 2:00.74
 1977 D. Graham Smith, California, 2:00.05
 1978 D. Graham Smith, California, 2:00.05
 1979 D. Graham Smith, California, 2:00.37
 1980 William Barrett, UCLA, 1:58.43
 1981 Steve Lundquist, Southern Methodist, 1:55.01
 1982 Steve Lundquist, Southern Methodist, 1:56.84
 1983 Glenn Mills, Alabama, 1:58.33
 1984 John Moffet, Stanford, 1:57.99
 1985 John Moffet, Stanford, 1:55.96
 1986 John Moffet, Stanford, 1:56.91
 1987 John Van Sant, Army, 1:57.65
 1988 Kirk Stackle, Texas, 1:57.53
 1989 Mike Barrowman, Michigan, 1:55.72
 1990 Mike Barrowman, Michigan, 1:53.77
 1991 Mike Barrowman, Michigan, 1:54.06
 1992 Andrea Cecchi, UCLA, 1:56.27
 1993 Eric Wunderlich, Michigan, 1:55.55
 1994 Kurt Grote, Stanford, 1:56.79
 1995 Kurt Grote, Stanford, 1:55.02
 1996 Matthew Buck, Georgia, 1:56.62
 1997 Jeremy Linn, Tennessee, 1:55.27
 1998 Tom Wilkens, Stanford, 1:55.02
 1999 Dave Denniston, Auburn, 1:55.51
 2001 Brendan Hansen, Texas, 1:53.11
 2002 Brendan Hansen, Texas, 1:52.88
 2003 Brendan Hansen, Texas, 1:52.62
100-YARD BUTTERFLY
 1950 Bob Brawner, Princeton, 59.9
 1951 Bob Brawner, Princeton, 1:01.1
 1952 John Davies, Michigan, 58.8
 1953 Robert Clemons, Illinois, 1:00.7
 1954 David Hawkins, Harvard, 59.4
 1957 Timothy Jecko, Yale, 54.6
 1958 Tony Tashnick, Michigan, 54.6
 1959 David Gillanders, Michigan, 54.1
 1960 Mike Troy, Indiana, 53.1
 1961 David Gillandes, Michigan, 52.9

1962 Ed Spencer, North Carolina St., 52.5
 1963 Walt Richardson, Minnesota, 51.6
 1964 Walt Richardson, Minnesota, 50.2
 1965 Fred Schmidt, Indiana, 51.0
 1966 Phil Riker, North Carolina, 51.19
 1967 Ross Wales, Princeton, 50.26
 1968 Doug Russell, Texas-Arlington, 49.57
 1969 Mark Spitz, Indiana, 49.69
 1970 Mark Spitz, Indiana, 49.82
 1971 Mark Spitz, Indiana, 49.42
 1972 Mark Spitz, Indiana, 47.988
 1973 John Trembley, Tennessee, 48.688
 1974 John Trembley, Tennessee, 48.718
 1975 Jeff Rolan, Utah, 48.953
 1976 Matt Vogel, Tennessee, 48.95
 1977 Joe Bottom, Southern California, 47.77
 1978 Greg Jagenburg, Long Beach St., 48.77
 1979 Par Arvidsson, California, 47.76
 1980 Par Arvidsson, California, 47.36
 1981 Scott Spann, Texas, 47.22
 1982 Matthew Gribble, Miami (Fla.), 47.35
 1983 Matthew Gribble, Miami (Fla.), 47.26
 1984 Pablo Morales, Stanford, 47.02
 1985 Pablo Morales, Stanford, 46.52
 1986 Pablo Morales, Stanford, 46.37
 1987 Pablo Morales, Stanford, 46.47
 1988 Jay Mortenson, Stanford, 47.27
 1989 Jay Mortenson, Stanford, 47.14
 1990 Anthony Nesty, Florida, 46.62
 1991 Anthony Nesty, Florida, 47.00
 1992 Anthony Nesty, Florida, 46.78
 1993 Seth Pepper, Arizona, 46.51
 1994 Rafal Szukala, Iowa, 47.43
 1995 Lars Frolander, Southern Methodist, 46.18
 1996 Martin Pepper, Arizona, 46.74
 1997 Lars Frolander, Southern Methodist, 46.28
 1998 Lars Frolander, Southern Methodist, 45.99
 1999 Dod Wales, Stanford, 45.89
 2001 Ian Crocker, Texas, 45.96
 2002 Ian Crocker, Texas, 45.44
 2003 Ian Crocker, Texas, 45.67

"Fish-tail" kick permitted since 1955.

200-YARD BUTTERFLY

1935 Jack Kasley, Michigan, 2:28.7
 1936 Jack Kasley, Michigan, 2:25.0
 1937 Jack Kasley, Michigan, 2:26.6
 1938 Richard Hough, Princeton, 2:23.4
 1939 Richard Hough, Princeton, 2:22.0
 1940 John Higgins, Ohio St., 2:23.7
 1941 James Skinner, Michigan, 2:25.9
 1942 James Skinner, Michigan, 2:23.7
 1943 Emmett Cashin, Stanford, 2:27.4
 1944 Carl Paulson, Brown, 2:28.3
 1945 Paul Murray, Cornell, 2:31.2
 1946 Charles Keating, Cincinnati, 2:26.2
 1947 Joe Verdeur, La Salle, 2:16.8
 1948 Joe Verdeur, La Salle, 2:14.7
 1949 Keith Carter, Purdue, 2:14.8
 1950 Bob Brawner, Princeton, 2:14.3
 1951 Bob Brawner, Princeton, 2:18.6
 1952 John Davies, Michigan, 2:12.9
 1953 Gerald Holan, Ohio St., 2:14.0
 1954 David Hawkins, Harvard, 2:15.4
 1955 Phillip Drake, North Carolina, 2:13.7
 1956 Richard Fadgen, North Carolina St., 2:16.3
 1957 Timothy Jecko, Yale, 2:09.5
 1958 Tony Tashnick, Michigan, 2:04.2
 1959 David Gillanders, Michigan, 2:02.5
 1960 Mike Troy, Indiana, 1:57.8
 1961 David Gillanders, Michigan, 1:58.6
 1962 Artie Wolfe, Ohio St., 1:58.0
 1963 Dick McDonough, Villanova, 1:57.3
 1964 Fred Schmidt, Indiana, 1:53.5
 1965 Fred Schmidt, Indiana, 1:51.4
 1966 Carl Robie, Michigan, 1:53.80
 1967 Carl Robie, Michigan, 1:52.59
 1968 Phil Houser, Southern California, 1:52.55
 1969 John Ferris, Stanford, 1:49.61
 1970 Mike Burton, UCLA, 1:51.60
 1971 Mark Spitz, Indiana, 1:50.10
 1972 Mark Spitz, Indiana, 1:46.898
 1973 Gary Hall, Indiana, 1:48.486
 1974 Robin Backhaus, Washington, 1:47.048

1975 Robin Backhaus, Washington, 1:47.168
 1976 Steve Gregg, North Carolina St., 1:47.00
 1977 Michael Bruner, Stanford, 1:45.27
 1978 Greg Jagenburg, Long Beach St., 1:46.01
 1979 Par Arvidsson, California, 1:45.53
 1980 Par Arvidsson, California, 1:44.43
 1981 Craig Beardsley, Florida, 1:44.15
 1982 Craig Beardsley, Florida, 1:44.10
 1983 Ricardo Prado, Southern Methodist, 1:44.96
 1984 Pablo Morales, Stanford, 1:44.33
 1985 Pablo Morales, Stanford, 1:42.85
 1986 Pablo Morales, Stanford, 1:43.05
 1987 Pablo Morales, Stanford, 1:42.60
 1988 Anthony Mosse, Stanford, 1:43.99
 1989 Melvin Stewart, Tennessee, 1:44.30
 1990 Anthony Nesty, Florida, 1:43.46
 1991 Melvin Stewart, Tennessee, 1:41.78
 1992 Rafal Szukala, Iowa, 1:44.73
 1993 Ray Carey, Stanford, 1:44.01
 1994 Ugur Taner, California, 1:44.54
 1995 Ugur Taner, California, 1:44.39
 1996 Ugur Taner, California, 1:43.22
 1997 Stephen Parry, Florida St., 1:44.28
 1998 Matthew Pierce, Stanford, 1:43.68
 1999 Shamek Pietucka, Virginia, 1:43.50
 2001 Adam Messner, Stanford, 1:43.12
 2002 Ioan Gherghel, Alabama, 1:42.68
 2003 Stefan Gherghel, Alabama, 1:42.35

"Fish-tail" kick permitted since 1955.

200-YARD INDIVIDUAL MEDLEY

1956 Albert Wiggins, Ohio St., 2:07.5
 1957 Timothy Jecko, Yale, 2:09.4
 1958 Joe Hunsaker, Illinois, 2:09.6
 1959 George Harrison, Stanford, 2:06.7
 1960 Lance Larson, Southern California, 2:03.2
 1961 John Kelso, Denver, 2:02.9
 1962 Harley Mull, Ohio St., 2:02.3
 1963 Harley Mull, Ohio St., 2:01.6
 1964 Roy Saari, Southern California, 1:56.7
 1965 Robert Hopper, Ohio St., 1:51.8
 1966 Bill Utley, Indiana, 1:58.55
 1967 Dick Roth, Stanford, 1:56.09
 1968 Charlie Hickcox, Indiana, 1:52.56
 1969 Charlie Hickcox, Indiana, 1:54.43
 1970 Frank Heckl, Southern California, 1:55.21
 1971 Gary Hall, Indiana, 1:52.20
 1972 Gary Hall, Indiana, 1:51.507
 1973 Stephen Furniss, Southern California, 1:51.385
 1974 Stephen Furniss, Southern California, 1:51.522
 1975 Frederick Tyler, Indiana, 1:50.628
 1976 Leroy Engstrand, Tennessee, 1:50.13
 1977 Scott Spann, Auburn, 1:48.26
 1978 Scott Spann, Auburn, 1:48.69
 1979 D. Graham Smith, California, 1:48.44
 1980 William Barrett, UCLA, 1:46.25
 1981 William Barrett, UCLA, 1:45.01
 1982 William Barrett, UCLA, 1:45.00
 1983 Steve Lundquist, Southern Methodist, 1:45.54
 1984 Ricardo Prado, Southern Methodist, 1:47.95
 1985 Pablo Morales, Stanford, 1:46.08
 1986 Pablo Morales, Stanford, 1:45.43
 1987 Pablo Morales, Stanford, 1:45.42
 1988 David Wharton, Southern California, 1:45.04
 1989 David Wharton, Southern California, 1:44.70
 1990 David Wharton, Southern California, 1:44.99
 1991 Martin Zubero, Florida, 1:44.01
 1992 Jeff Rouse, Stanford, 1:45.81
 1993 Greg Burgess, Florida, 1:43.52
 1994 Greg Burgess, Florida, 1:43.66
 1995 Kurt Jachimowski, Auburn, 1:45.11
 1996 Ryan Berube, Southern Methodist, 1:44.85
 1997 Kris Babylon, Georgia, 1:45.19
 1998 Tom Wilkens, Stanford, 1:45.16
 1999 Lionel Moreau, Auburn, 1:45.24
 2001 Nate Dusing, Texas, 1:42.85
 2002 Markus Rogan, Stanford, 1:44.03
 2003 George Bovell, Auburn, 1:42.66

400-YARD INDIVIDUAL MEDLEY

1963 Ed Townsend, Yale, 4:22.5
 1964 Rich McGeagh, Southern California, 4:16.4
 1965 Carl Robie, Michigan, 4:16.6
 1966 Ken Webb, Indiana, 4:19.81
 1967 Dick Roth, Stanford, 4:12.11

1968 Bill Utley, Indiana, 4:10.85
 1969 Hans Fassnacht, Long Beach St., 4:07.66
 1970 Gary Hall, Indiana, 4:07.31
 1971 Gary Hall, Indiana, 3:58.25
 1972 Gary Hall, Indiana, 3:58.717
 1973 Stephen Furniss, Southern California, 3:55.160
 1974 Stephen Furniss, Southern California, 3:57.809
 1975 Leroy Engstrand, Tennessee, 3:57.801
 1976 Rod Strachan, Southern California, 3:55.64
 1977 Rod Strachan, Southern California, 3:54.76
 1978 Brian Goodell, UCLA, 3:53.61
 1979 Brian Goodell, UCLA, 3:50.80
 1980 Brian Goodell, UCLA, 3:51.38
 1981 Jesse Vassallo, Miami (Fla.), 3:48.16
 1982 Jeff Float, Southern California, 3:49.00
 1983 Ricardo Prado, Southern Methodist, 3:48.19
 1984 Ricardo Prado, Southern Methodist, 3:46.86
 1985 Jeff Kostoff, Stanford, 3:47.11
 1986 Ricardo Prado, Southern Methodist, 3:46.71
 1987 Jeff Kostoff, Stanford, 3:47.40
 1988 David Wharton, Southern California, 3:42.23
 1989 David Wharton, Southern California, 3:44.69
 1990 David Wharton, Southern California, 3:43.62
 1991 David Wharton, Southern California, 3:43.28
 1992 Jeff Vance, Southern Methodist, 3:46.01
 1993 Greg Burgess, Florida, 3:41.54
 1994 Greg Burgess, Florida, 3:40.64
 1995 Tom Dolan, Michigan, 3:38.18
 1996 Tom Dolan, Michigan, 3:41.44
 1997 Tom Wilkens, Stanford, 3:45.59
 1998 Tom Wilkens, Stanford, 3:43.96
 1999 Tim Siciliano, Michigan, 3:43.54
 2001 Tim Siciliano, Michigan, 3:40.77
 2002 Erik Vendt, Southern California, 3:40.65
 2003 Robert Margalis, Georgia, 3:39.92

ONE-METER DIVING

1924 Robert Galbraith, Rutgers
 1925 Walter Krissell, Columbia
 1926 William O'Brien, Illinois
 1927 Walter Colbath, Northwestern
 1928 Walter Colbath, Northwestern
 1929 Walter Colbath, Northwestern
 1930 Ed Thronsdon, Stanford, 109.2
 1935 Frank Fehsenfeld, Michigan, 105.02
 1936 Derland Johnston, Michigan, 131.40
 1937 Jim Patterson, Ohio St., 135.80
 1938 Al Patnik, Ohio St., 145.14
 1939 Al Patnik, Ohio St., 131.08
 1940 Al Patnik, Ohio St., 147.04
 1941 Earl Clark, Ohio St., 134.80
 1942 Frank Dempsey, Ohio St., 134.80
 1943 Frank Dempsey, Ohio St., 141.12
 1944 Charles Batterman, Columbia, 122.40
 1945 Hobart Billingsley, Ohio St., 121.90
 1946 Miller Anderson, Ohio St., 101.96
 1947 Miller Anderson, Ohio St., 151.10
 1948 Bruce Harlan, Ohio St., 163.87
 1949 Bruce Harlan, Ohio St., 142.41
 1950 Bruce Harlan, Ohio St., 145.00
 1951 Skippy Browning, Texas, 131.43
 1952 Skippy Browning, Texas, 324.20
 1953 Gerry Harrison, Ohio St., 485.75
 1954 Fletcher Gilders, Ohio St., 444.10
 1955 Fletcher Gilders, Ohio St., 535.05
 1956 Frank Fraunfelter, Ohio St., 514.10
 1957 Dick Kimball, Michigan, 401.65
 1958 Donald Harper, Ohio St., 481.25
 1959 Ronald O'Brien, Ohio St., 468.95
 1960 Sam Hall, Ohio St., 510.95
 1961 Curt Genders, Florida St., 459.40
 1962 Lou Vitucci, Ohio St., 470.50
 1963 Lou Vitucci, Ohio St., 489.70
 1964 Rick Gilbert, Indiana, 491.70
 1965 Ken Sitzberger, Indiana, 511.25
 1966 Ken Sitzberger, Indiana, 488.50
 1967 Ken Sitzberger, Indiana, 510.25
 1968 Jim Henry, Indiana, 512.05
 1969 Jim Henry, Indiana, 531.06
 1970 Jim Henry, Indiana, 487.56
 1971 Mike Finneron, Ohio St., 520.98
 1972 Todd Smith, Ohio St., 503.25
 1973 Tim Moore, Ohio St., 487.90
 1974 Tim Moore, Ohio St., 494.25
 1975 Tim Moore, Ohio St., 502.71

- 1976 James Kennedy, Tennessee, 514.29
 1977 Matthew Chelich, Michigan, 503.13
- 1978 Wayne Chester, Alabama, 485.10
 1979 Greg Louganis, Miami (Fla.), 513.75
 1980 Greg Louganis, Miami (Fla.), 557.20
 1981 Randal Ableman, Iowa, 509.30
 1982 Robert Bollinger, Indiana, 545.95
- 1983 Matt Scoggin, Texas, 557.25
 1984 Matt Scoggin, Texas, 528.85
 1985 Ron Meyer, Arkansas, 548.10
 1986 Doug Shaffer, UCLA, 560.20
 1987 Jose Rocha, Auburn, 549.20
- 1988 Patrick Jeffrey, Ohio St., 541.15
 1989 Mark Lenzi, Indiana, 602.55
 1990 Mark Lenzi, Indiana, 599.00
 1991 Dean Panaro, Miami (Fla.), 555.80
 1992 Dean Panaro, Miami (Fla.), 562.80
- 1993 Dean Panaro, Miami (Fla.), 590.05
 1994 Chemi Gil, Miami (Fla.), 562.50
 1995 Pat Bogart, Minnesota, 593.60
 1996 Pat Bogart, Minnesota, 564.90
 1997 Rio Ramirez, Miami (Fla.), 610.05
- 1998 Rio Ramirez, Miami (Fla.), 630.70
 1999 Rio Ramirez, Miami (Fla.), 643.10
 2000 Troy Dumais, Texas, 605.20
 2001 Troy Dumais, Texas, 397.60
 2002 Troy Dumais, Texas, 390.35
 2003 Joon Puhakka, Arizona St., 395.80
- THREE-METER DIVING**
 1931 Mickey Riley, Southern California, 134.04
 1932 Mickey Riley, Southern California, 146.76
 1933 Richard Degener, Michigan, 133.88
 1934 Richard Degener, Michigan, 154.64
 1935 Frank Fehsenfeld, Michigan, 124.40
- 1936 Frank Fehsenfeld, Michigan, 146.22
 1937 Ben Grady, Michigan, 136.46
 1938 Al Patnik, Ohio St., 143.92
 1939 Al Patnik, Ohio St., 161.34
 1940 Earl Clark, Ohio St., 166.82
- 1941 Earl Clark, Ohio St., 165.40
 1942 Frank Dempsey, Ohio St., 151.20
 1943 Frank Dempsey, Ohio St., 155.68
 1944 Charles Batterman, Columbia, 138.56
 1945 Hobart Billingsley, Ohio St., 132.10
- 1946 Miller Anderson, Ohio St., 118.10
 1947 Miller Anderson, Ohio St., 172.62
 1948 Miller Anderson, Ohio St., 174.34
 1949 Bruce Harlan, Ohio St., 152.37
 1950 Bruce Harlan, Ohio St., 153.65
- 1951 Skippy Browning, Texas, 144.75
 1952 Skippy Browning, Texas, 586.40
 1953 Robert Clotworthy, Ohio St., 525.8
 1954 Morley Shapiro, Ohio St., 530.00
 1955 Gerry Harrison, Ohio St., 590.25
- 1956 Donald Harper, Ohio St., 505.35
 1957 Dick Kimball, Michigan, 441.35
 1958 Donald Harper, Ohio St., 518.90
 1959 Sam Hall, Ohio St., 465.10
 1960 Sam Hall, Ohio St., 503.6
- 1961 Lou Vitucci, Ohio St., 491.65
 1962 Lou Vitucci, Ohio St., 491.65
 1963 Lou Vitucci, Ohio St., 496.90
 1964 Randy Larson, Ohio St., 523.75
 1965 Ken Sitzberger, Indiana, 565.05
- 1966 Bernie Wrightson, Arizona St., 538.90
 1967 Ken Sitzberger, Indiana, 572.40
 1968 Keith Russell, Arizona St., 494.55
 1969 Jim Henry, Indiana, 574.68
 1970 Jim Henry, Indiana, 550.59
- 1971 Phil Boggs, Florida St., 552.93
 1972 Craig Lincoln, Minnesota, 545.4
 1973 Tim Moore, Ohio St., 539.61
 1974 Richard McAlister, Air Force, 516.41
 1975 Tim Moore, Ohio St., 590.61
- 1976 Brian Bungum, Indiana, 542.19
 1977 Brian Bungum, Indiana, 542.40
 1978 Chris Snode, Florida, 543.18
 1979 Matthew Chelich, Michigan, 527.85
 1980 Greg Louganis, Miami (Fla.), 608.10
- 1981 Robert Bollinger, Indiana, 540.70
 1982 Ronald Merriott, Michigan, 600.30
 1983 Mark Bradshaw, Ohio St., 575.45
 1984 Kent Ferguson, Michigan, 560.85
 1985 Ron Meyer, Arkansas, 606.70
- 1986 Hong Ping Li, Southern California, 601.90
 1987 Michael Wantuck, Ohio St., 641.45
 1988 Patrick Jeffrey, Ohio St., 632.20
 1989 Pat Evans, Cincinnati, 649.55
 1990 Scott Donie, Southern Methodist, 674.55
- 1991 Jason Rhodes, Texas, 620.35
 1992 Jason Rhodes, Texas, 593.25
 1993 Dean Panaro, Miami (Fla.), 647.95
 1994 Evan Stewart, Tennessee, 614.65
 1995 Evan Stewart, Tennessee, 655.40
- 1996 Chris Mantilla, Miami (Fla.), 648.00
 1997 Tyce Routson, Miami (Fla.), 643.10
 1998 Bryan Gillooly, Miami (Fla.), 631.40
 1999 Troy Dumais, Texas, 688.70
 2000 Troy Dumais, Texas, 662.65
- 2001 Troy Dumais, Texas, 664.70
 2002 Troy Dumais, Texas, 673.80
 2003 Phillip Jones, Tennessee, 649.70
- PLATFORM DIVING**
 1990 Scott Donie, Southern Methodist, 836.20
 1991 David Pichler, Ohio St., 763.95
 1992 Brian Earley, Southern California, 722.30
 1993 Pat Bogart, Minnesota, 752.65
 1994 Brian Earley, Southern California, 817.90
- 1995 Tyce Routson, Miami (Fla.), 785.70
 1996 Bryan Gillooly, Miami (Fla.), 789.75
 1997 Tyce Routson, Miami (Fla.), 811.80
 1998 Brent Roberts, Alabama, 834.45
 1999 Rio Ramirez, Miami (Fla.), 901.60
- 2000 Tyce Routson, Miami (Fla.), 596.10
 2001 Kyle Prandi, Miami (Fla.), 591.75
 2002 Imre Lengyel, Miami (Fla.), 620.25
 2003 Caesar Garcia, Auburn, 575.80
 Jason Coben, Michigan, 575.80
- 200-YARD FREESTYLE RELAY**
 1927 Michigan (Allan Seager, Tom Watson, Paul Samson, Carl Darnall), 1:41.7
- 1928 Michigan (Robert Walker, Frank Walaitis, Allan Seager, Carl Darnall), 1:39.8
- 1929 Rutgers (Robert Johnson, Edwin Tilley, Frank Jelenko, George Kojac), 1:36.6
- 1930 Michigan (Robert Walker, Frank Walaitis, Rawson Hosmer, Ivan Smith), 1:37.2
- 1989 Texas (Shaun Jordan, Keith Anderson, Alex Wittig, Doug Gjertsen), 1:18.44
- 1990 Texas (Shaun Jordan, Jack Currin, Doug Dickinson, Alex Wittig), 1:18.73
- 1991 Texas (Shaun Jordan, Brett Stone, Alex Wittig, Doug Dickinson), 1:18.32
- 1992 Stanford (John deGroot, Brian Retterer, Bill Schell, Erik Maurer), 1:17.28
- 1993 Stanford (Bill Schell, Erik Maurer, Tyler Mayfield, Joe Hudepohl), 1:17.78
- 1994 Stanford (Bill Schell, Brian Retterer, Tyler Mayfield, Joe Hudepohl), 1:16.93
- 1995 Stanford (Scott Claypool, Joe Hudepohl, Sabir Muhammad, Brian Retterer), 1:16.98
- 1996 Texas (Brian Esway, Sean McGrath, Steve Martyak, Neil Walker), 1:17.90
- 1997 Auburn (Brett Hawke, Matt Busbee, Aaron Ciarla, Nick Shackell), 1:17.54
- 1998 Stanford (Anthony Robinson, Sabir Muhammad, Justin Evers, Scott Claypool), 1:16.76
- 1999 Auburn (Aaron Ciarla, Brett Hawke, Brock Newman, Matt Busbee), 1:16.63
- 2001 Stanford (Randal Bal, Anthony Robinson, Jeff Guyman, Bobby O'Bryan), 1:16.83
- 2002 Stanford (Randal Bal, Peter Marshall, Andrew Schnell, Bobby O'Bryan), 1:16.49
- 2003 Stanford (Randal Bal, Peter Marshall, Andrew Schnell, Bobby O'Bryan), 1:17.03
- 400-YARD FREESTYLE RELAY**
 1931 Rutgers (George Kojac, Norman Kramer, Charles Sunderland, John Dryfuss), 3:39.6
- 1932 Northwestern (Paul Troup, Volney Wilson, Arthur Highland, Merton Wilcox), 3:36.6
- 1933 Rutgers (Theodore Brick, Walter Ashley, Norman Kramer, Walter Spence), 3:39.4
- 1934 Michigan (Julian Robertson, Ogden Dalrymple, Henry Kamenski, Robert Renner), 3:37.6
- 1935 Michigan (Taylor Drysdale, Robert Renner, Julian Robertson, Ogden Dalrymple), 3:38.4
- 1936 Iowa (Adolph Jacobsmeier, Robert Christians, Ray Walters, Jack Sieg), 3:35.5
- 1937 Michigan (Waldemar Tomski, Tom Haynie, Ed Kirar, Robert Mowerson), 3:32.2
- 1938 Michigan (Waldemar Tomski, Edward Hutchens, Tom Haynie, Ed Kirar), 3:32.7
- 1939 Michigan (Charles Barker, Edward Hutchens, Tom Haynie, Waldemar Tomski), 3:33.5
- 1940 Michigan (Edward Hutchens, John Gillis, Charles Barker, John Sharemet), 3:31.0
- 1941 Yale (Howard Johnson, Richard Kelly, Edward Pope, Thomas Britton), 3:31.3
- 1942 Michigan (William Burton, Louis Divi, John Patten, John Sharemet), 3:27.8
- 1943 Michigan (Harry Holiday, John Patten, Merton Church, Ace Cory), 3:31.1
- 1944 Michigan (Merton Church, Charles Fries, William Kogen, Gurdon Pulford), 3:35.0
- 1945 Michigan (Charles Fries, William Breen, Gurdon Pulford, Merton Church), 3:39.8
- 1946 Michigan St. (Zigmund Indyke, John DeMond, James Quigley, Robert Allwardt), 3:27.2
- 1947 Ohio St. (William Zemer, Ted Hobert, Halo Hirose, Bill Smith), 3:30.0
- 1948 Michigan St. (Abel Gilbert, George Hoogerhyde, Robert Allwardt, James Duke), 3:31.0
- 1949 Yale (Paul Girdes, Bill Farnsworth, Larry Munson, Ray Reid), 3:27.0
- 1950 Yale (Bill Farnsworth, Larry Munson, John Blum, Ray Reid), 3:27.9
- 1951 Michigan St. (David Hoffman, James Quigley, Clark Scholes, George Hoogerhyde), 3:26.7
- 1952 Michigan (Thomas Benner, Burwell Jones, Donald Hill, Wallace Jeffries), 3:25.7
- 1953 Michigan (Ronald Gora, Burwell Jones, Thomas Benner, Donald Hill), 3:24.0
- 1954 Michigan (Thomas Benner, Ronald Gora, Donald Hill, Burwell Jones), 3:26.1
- 1955 Yale (Rex Aubrey, Hendrik Gideonse, Daniel Cornwell, Malcolm Aldrich), 3:24.9
- 1956 Yale (Daniel Cornwell, Joseph Robinson, David Armstrong, Hendrik Gideonse), 3:23.1
- 1957 Yale (Russell Hibbard, Daniel Cornwell, David Armstrong, Rex Aubrey), 3:23.9
- 1958 Ohio St. (Robert Connell, Charles Bechtel, Richard Dewey, Joseph Van Horn), 3:23.1
- 1959 Michigan (John McGuire, Carl Woolley, Richard Hanley, Frank Legacki), 3:21.6
- 1960 Southern California (Donald Redington, Robert Mounton, Lance Larson, Jon Henrichs), 3:18.5
- 1961 Harvard (Robert Kaufmann, Alan Engelberg, William Zangraf, Bruce Hunter), 3:18.3
- 1962 Michigan St. (Jeff Mattson, Doug Rowe, William Wood, Mike Wood), 3:15.8
- 1963 Yale (Charles Mussman, David Lyons, Ed Townsend, Mike Austin), 3:09.7
- 1964 Yale (David Lyons, Ed Townsend, Frank Rice, Mike Austin), 3:08.7
- 1965 Yale (David Lyons, Douglas Kennedy, Ed Townsend, Steve Clark), 3:07.2
- 1966 Southern California (John Gilchrist, John Lambert, Ken Krueger, Roy Saari), 3:08.05
- 1967 Stanford (Luis Nicolao, Bill Meyer, Morgan Manning, James Laney), 3:05.00
- 1968 Yale (Steve Job, John Nelson, Bob Waples, Don Schollander), 3:04.09
- 1969 Southern California (Dan Frawley, Russ Kidder, Frank Heckl, Don Havens), 3:02.77
- 1970 Southern California (Mark Mader, Mike Weston, Dan Frawley, Frank Heckl), 3:03.91
- 1971 Southern California (Kim Tutt, James McConica, Michael Weston, Frank Heckl), 3:02.38
- 1972 Tennessee (Thomas Lutz, Kenneth Knox, David Edgar, John Trembley), 3:01.118
- 1973 Tennessee (Ken Knox, Tom Lutz, Keith Gilliam, John Trembley), 3:00.636
- 1974 Indiana (Melvin Nash, William Hickcox, James Montgomery, John Murphy), 3:00.359
- 1975 Indiana (Kenneth Knox, James Montgomery, John Murphy, William Hickcox), 2:58.421
- 1976 Southern California (Joe Bottom, Bruce Furniss, John Naber, Scott Findorff), 2:57.54
- 1977 Southern California (Bruce Furniss, Mark Greenwood, Scott Findorff, Joe Bottom), 2:55.28
- 1978 Tennessee (Robert Sells, Andrew Coan, John Ebuna, John Newton), 2:55.66
- 1979 Tennessee (John Ebuna, John Newton, Marc Foreman, Andrew Coan), 2:54.74
- 1980 Auburn (Drew Burgering, Rickey Morley, Willi Forrester, Ambrose Gaines), 2:55.16
- 1981 Texas (Kris Kirchner, Eric Finical, Andrew Schmidt, Scott Spann), 2:54.84

- 1982 UCLA (William Barrett, Christopher Silva, Stuart MacDonald, Robin Leamy), 2:53.15
- 1983 Florida (Geoff Gaberino, Donald Gibb, Albert Mestre, Mike Heath), 2:54.06
- 1984 UCLA (Christopher Silva, Franz Mortensen, Lawrence Hayes, Tom Jager), 2:54.11
- 1985 California (Thomas Lejdstrom, Michael Soderlund, Bengt Baron, Matt Biondi), 2:53.15
- 1986 California (Tommy Werner, Thomas Lejdstrom, Michael Soderlund, Matt Biondi), 2:53.02
- 1987 California (Tommy Werner, Joel Thomas, Terry DeBiase, Matt Biondi), 2:53.52
- 1988 Texas (Chris Jacobs, Shaun Jordan, Keith Anderson, Doug Gjertsen), 2:52.01
- 1989 Texas (Shaun Jordan, Keith Anderson, Adam Werth, Doug Gjertsen), 2:52.94
- 1990 Texas (Shaun Jordan, Adam Werth, Doug Dickinson, Doug Gjertsen), 2:52.95
- 1991 Texas (Josh Davis, Adam Werth, Jason Fink, Shaun Jordan), 2:53.11
- 1992 Stanford (Brian Retterer, Erik Maurer, John deGroot, Jeff Rouse), 2:53.95
- 1993 Stanford (Joe Hudepohl, Trip Zedlitz, Erik Maurer, Derek Weatherford), 2:53.37
- 1994 Texas (Jason Fink, Josh Davis, Chris Eckerman, Gary Hall), 2:51.07
- 1995 Stanford (Scott Claypool, Joe Hudepohl, Scott Gagner, Brian Retterer), 2:52.57
- 1996 Auburn (Oliver Gumbrell, Nick Shackell, Brock Newman, Scott Tucker), 2:52.87
- 1997 Auburn (Brett Hawke, Scott Tucker, Brock Newman, Nick Shackell), 2:51.23
- 1998 Stanford (Dod Wales, Sabir Muhammad, Glenn Counts, Scott Claypool), 2:51.37
- 1999 Auburn (Brock Newman, Brett Hawke, Aaron Ciarla, Romain Barnier), 2:50.90
- 2001 Texas (Nate Dusing, Ian Crocker, Tom Hannan, Jamie Rauch), 2:49.80
- 2002 California (Duje Draganja, Anthony Ervin, Matthew Macedo, Maltias Ohlin), 2:50.01
- 2003 California (Duje Draganja, Mike Cavic, Joe Bruckart, Anthony Ervin), 2:48.99
- 800-YARD FREESTYLE RELAY**
- 1966 Indiana (Bill Utley, Scott Cordin, Ken Webb, Robert Windle), 7:06.64
- 1967 Stanford (Dick Roth, Mark Parmely, Mike Wall, Greg Buckingham), 6:54.65
- 1968 Yale (Dick Schneider, John Nelson, Dave Johnson, Don Schollander), 6:50.77
- 1969 Southern California (George Watson, Mark Mader, Greg Charlton, Frank Heckl), 6:49.48
- 1970 Southern California (Mark Mader, James McConica, Greg Charlton, Frank Heckl), 6:51.77
- 1971 Southern California (James McConica, Kim Tutt, Thomas McBreen, Frank Heckl), 6:39.04
- 1972 Southern California (Edward McCleskey, Stephen Tyrrell, Thomas McBreen, James McConica), 6:38.635
- 1973 Indiana (Fred Tyler, Gary Conelly, John Kinsella, Gary Hall), 6:36.390
- 1974 Indiana (James Montgomery, John Kinsella, Fred Tyler, William Hickcox), 6:40.321
- 1975 Indiana (Richard Thomas, John Murphy, James Montgomery, Fredrick Tyler), 6:36.293
- 1976 Southern California (John Naber, Richard Hannula, Scott Findorff, Bruce Furniss), 6:33.13
- 1977 Southern California (Steve Pickell, Mark Greenwood, Bruce Furniss, John Naber), 6:28.01
- 1978 Auburn (Rick Morley, David McCagg, Bill Forrester, Ambrose Gaines), 6:31.93
- 1979 Florida (David Zuber, John Hillencamp, Keith Dickson, David Larson), 6:28.01
- 1980 Auburn (Rickey Morley, Willi Forrester, David McCagg, Ambrose Gaines), 6:28.07
- 1981 Florida (William Sawchuk, John Hillencamp, Geoff Gaberino, David Larson), 6:32.42
- 1982 California (Paolo Revelli, P. A. Magnusson, Todd Trowbridge, Pelle Holmertz), 6:28.94
- 1983 Florida (Geoff Gaberino, Eric Boyer, Mike Heath, Albert Mestre), 6:25.29
- 1984 Florida (Geoff Gaberino, Albert Mestre, Duffy Dillon, Mike Heath), 6:21.29
- 1985 California (Michael Soderlund, Thomas Lejdstrom, Bengt Baron, Matt Biondi), 6:24.40
- 1986 California (Tommy Werner, Thomas Lejdstrom, Michael Soderlund, Matt Biondi), 6:21.68
- 1987 Florida (Duffy Dillon, Paul Robinson, Sandy Goss, Troy Dalbey), 6:22.22
- 1988 Texas (Jeff Olsen, Adam Werth, Shaun Jordan, Doug Gjertsen), 6:23.47
- 1989 Texas (Adam Werth, Shaun Jordan, Matt Stahlman, Doug Gjertsen), 6:22.51
- 1990 Texas (Shaun Jordan, Adam Werth, Matt Stahlman, Doug Gjertsen), 6:21.39
- 1991 Texas (Josh Davis, Matt Stahlman, Kevin Williams, Adam Werth), 6:24.18
- 1992 Stanford (Eddie Parenti, Brian Retterer, Dan Kanner, Derek Weatherford), 6:26.59
- 1993 Michigan (Marcel Wouda, Rodney VanTassel, Brian Gunn, Gustavo Borges), 6:23.83
- 1994 Michigan (Tom Dolan, Chris Rumley, Rodney VanTassel, Gustavo Borges), 6:21.99
- 1995 Michigan (John Piersma, Chris Rumley, Owen von Richter, Tom Dolan), 6:21.65
- 1996 Michigan (Chris Rumley, Jason Lancaster, John Piersma, Tom Dolan), 6:20.89
- 1997 Michigan (Thomas Malchow, Chris Rumley, John Reich, John Piersma), 6:23.51
- 1998 Texas (Bryan Jones, Scott Goldblatt, Nate Dusing, Jamie Rauch), 6:23.78
- 1999 Texas (Bryan Jones, Scott Goldblatt, Nate Dusing, Jamie Rauch), 6:23.03
- 2001 Texas (Scott Goldblatt, Nate Dusing, Chris Kemp, Jamie Rauch), 6:18.00
- 2002 Southern California (Jeff Lee, Rodrigo Castro, Tamas Kerekjarto, Klete Keller), 6:17.35
- 2003 Texas (Aaron Peirsol, John Suchand, Rainer Kendrick, Chris Kemp), 6:18.62
- 200-YARD MEDLEY RELAY**
- 1989 Princeton (Mike Ross, Rich Korhammer, Ty Nelson, Rob Musslewhite), 1:28.36
- 1990 Princeton (Mike Ross, Le Roy Kim, Ty Nelson, Erik Osborn), 1:27.31
- 1991 Texas (Jeff Thibault, Adam Werth, Shaun Jordan, Doug Dickinson), 1:26.34
- 1992 Stanford (Jeff Rouse, Tyler Mayfield, Trip Zedlitz, Erik Maurer), 1:25.88
- 1993 Arizona (Todd Newman, Robert Abernethy, Seth Pepper, Mike McCuitty), 1:27.01
- 1994 Stanford (Derek Weatherford, Tyler Mayfield, Bill Schell, Brian Retterer), 1:26.17
- 1995 Stanford (Brian Retterer, Kurt Grote, Clay Tippins, Scott Claypool), 1:26.08
- 1996 Tennessee (Craig Gilliam, Jeremy Linn, Jim Rumbaugh, Ricky Busquets), 1:25.85
- 1997 Auburn (Michael Bartz, Adam Jerger, John Hargis, Brett Hawke), 1:25.40
- 1998 Auburn (Michael Bartz, Adam Jerger, Brett Hawke, Aaron Ciarla), 1:25.24
- 1999 Auburn (Michael Bartz, Dave Denniston, Brett Hawke, Aaron Ciarla), 1:26.12
- 2001 Texas (Matt Ulrickson, Brendan Hansen, Nate Dusing, Leffie Crawford), 1:24.47
- 2002 Stanford (Randall Bal, Peter Marshall, Michael Bruce, Bobby Matt McDonald), 1:25.47
- 2003 Texas (Aaron Peirsol, Brendan Hansen, Daniel Ditoro, Ian Crocker), 1:24.46
- 400-YARD MEDLEY RELAY**
- 1957 Michigan (Don Adamaski, Cy Hopkins, Fred Mowrey, Dick Hanley), 3:50.0
- Michigan St. (Donald Nichols, Paul Reinke, Roger Harmon, Frank Parrish), 3:50.0
- 1958 Yale (James Dolbey, Timothy Jecko, Joseph Koletsky, Charles Bronston), 3:48.6
- 1959 Michigan (John Smith, Ronald Clark, David Gillanders, Richard Hanley), 3:46.8
- 1960 Indiana (Frank McKinney, Gerald Miki, Mike Troy, Peter Sintz), 3:40.8
- 1961 Ohio St. (L. B. Schaefer, Tom Kovacs, Artie Wolfe, John Plain), 3:40.3
- 1962 Ohio St. (L. B. Schaefer, Tom Kovacs, Artie Wolfe, John Plain), 3:37.6
- 1963 Minnesota (Al Ericksen, Virgil Luken, Walt Richardson, Steven Jackman), 3:35.2
- 1964 Southern California (Bob Bennett, Bill Craig, Jim McGrath, Roy Saari), 3:30.9
- 1965 Indiana (Glen Hammer, Tom Tretheway, Fred Schmid, Robert Williamson), 3:30.7
- 1966 Michigan (Russ Kingery, Paul Scheerer, Tom O'Malley, Ken Wiebeck), 3:33.36
- 1967 UCLA (Mike Berger, Russell Webb, Stanley Cole, Zac Zorn), 3:29.45
- 1968 Texas-Arlington (Doug Russell, Dick Nesbit, Chuck Smith, Ernie Siefert), 3:31.53
- 1969 Indiana (Charlie Hickcox, Jim Counsilman, Steve Borowski, Bryan Bateman), 3:25.89
- 1970 Stanford (Fred Hayward, Brian Job, John Ferris, Steve Carey), 3:24.99
- 1971 Stanford (Fred Hayward, Brian Job, John Ferris, Martin Pedley), 3:22.51
- 1972 Southern California (Bruce Kocsis, David Mayekawa, Frank Heckl, Michael Weston), 3:23.118
- 1973 Tennessee (Kevin Priestly, Rick Seywert, John Trembley, Tom Lutz), 3:22.986
- 1974 Tennessee (Kevin Priestly, Rick Seywert, John Trembley, Tom Lutz), 3:22.788
- 1975 Southern California (John Naber, Mark Chaffield, Joe Bottom, Scott Findorff), 3:19.221
- 1976 Southern California (John Naber, Robert Shearin, Michael Bottom, Joe Bottom), 3:20.02
- 1977 Indiana (Romulo Arantes, Richard Hofstetter, Jay Hersey, James Montgomery), 3:17.14
- 1978 California (Peter Rocca, D. Graham Smith, Par Arvidsson, Jim Fairbank), 3:18.26
- 1979 California (Peter Rocca, D. Graham Smith, Par Arvidsson, Pelle Holmetz), 3:15.22
- 1980 Texas (Clay Britt, Scott Spann, William Paulus, Kris Kirchner), 3:14.59
- 1981 Texas (Clay Britt, Scott Spann, William Paulus, Kris Kirchner), 3:12.93
- 1982 Texas (Clay Britt, Nick Nevid, William Paulus, Eric Fincal), 3:14.24
- 1983 Southern Methodist (Mark Rhodenbaugh, Steve Lundquist, Bob Patten, John Spaulding), 3:12.63
- 1984 Texas (Rick Carey, Stuart Smith, Chris Rives, John Smith), 3:13.35
- 1985 Stanford (Dave Bottom, John Moffet, Pablo Morales, David Lundberg), 3:10.92
- 1986 Stanford (Sean Murphy, John Moffet, Pablo Morales, David Lundberg), 3:12.47
- 1987 Stanford (Jay Mortenson, Sam Schwartz, Pablo Morales, John Hodge), 3:12.05
- 1988 Texas (Andy Gill, Kirk Stackle, Keith Anderson, Chris Jacobs), 3:13.97
- 1989 Texas (Andy Gill, Hans Dersch, Keith Anderson, Doug Gjertsen), 3:11.60
- 1990 Texas (Jeff Thibault, Kirk Stackle, Shaun Jordan, Doug Gjertsen), 3:09.70
- 1991 Florida (Martin Zuber, Brent Mitchell, Anthony Nesty, Bob Utley), 3:10.23
- 1992 Stanford (Jeff Rouse, Tyler Mayfield, Trip Zedlitz, Brian Retterer), 3:08.39
- 1993 Stanford (Derek Weatherford, Tyler Mayfield, Trip Zedlitz, Joe Hudepohl), 3:08.85
- 1994 Stanford (Derek Weatherford, Tyler Mayfield, Ray Carey, Brian Retterer), 3:09.97
- 1995 Stanford (Brian Retterer, Kurt Grote, Sabir Muhammad, Joe Hudepohl), 3:07.28
- 1996 Tennessee (Craig Gilliam, Jeremy Linn, Jim Rumbaugh, Ricky Busquets), 3:09.97
- 1997 Auburn (Michael Bartz, Adam Jerger, John Hargis, Brock Newman), 3:08.96
- 1998 Stanford (Tate Blahnik, Tom Wilkens, Sabir Muhammad, Dod Wales), 3:07.73
- 1999 Auburn (Michael Bartz, Dave Denniston, Brock Newman, Brett Hawke), 3:09.17
- 2001 Texas (Nate Dusing, Brendan Hansen, Tom Hannan, Ian Crocker), 3:05.37
- 2002 Stanford (Peter Marshall, Michael Bruce, Dan Westcott, Randall Bal), 3:06.81
- 2003 Texas (Aaron Peirsol, Brendan Hansen, Ian Crocker, Chris Kemp), 3:04.47
- 100-METER FREESTYLE**
- 1924 Ralph Breyer, Northwestern, 1:01.6**
- 2000 Anthony Ervin, California, 47:36
- 200-METER FREESTYLE**
- 1924 Ralph Breyer, Northwestern, 2:27.6**
- 2000 Ryk Neethling, Arizona, 1:43.90
- 400-METER FREESTYLE**
- 1924 Richard Howell, Northwestern, 5:28.9*
- 2000 Ryk Neethling, Arizona, 3:40.47
- 1,500-METER FREESTYLE**
- 1924 Richard Howell, Northwestern, 22:41.0**
- 1932 Austin Clapp, Stanford, 20:02.2
- 1934 Jack Medica, Washington, 19:12.1
- 1935 Jack Medica, Washington, 18:59.3
- 1936 Jack Medica, Washington, 20:23.7**

- 1937 John Macionis, Yale, 19:58.5
- 1938 John Macionis, Yale, 20:15.2
- 1939 Harold Stanhope, Ohio St., 19:53.8
- 1940 Harold Stanhope, Ohio St., 20:15.8**
- 1941 Rene Chouteau, Yale, 19:43.4
- 1942 Rene Chouteau, Yale, 19:23.9
- 1943 Keo Nakama, Ohio St., 19:18.6
- 1944 Keo Nakama, Ohio St., 20:02.2**
- 1945 Seymour Schlanger, Ohio St., 20:11.4
- 1946 Dave Maclay, Williams, 20:26.2**
- 1947 George Hoogerhyde, Michigan St., 19:44.2
- 1948 Bill Heusner, Northwestern, 19:28.2
- 1949 Bill Heusner, Northwestern, 19:04.8
- 1950 Jack Taylor, Ohio St., 18:38.3
- 1951 John Marshall, Yale, 18:18.8
- 1952 Ford Konno, Ohio St., 18:15.5
- 1953 Jimmy McLane, Yale, 18:27.5
- 1954 Ford Konno, Ohio St., 18:14.4
- 1955 Ford Konno, Ohio St., 18:16.1
- 1956 George Breen, Cortland St., 18:05.9**
- 1957 Fritz Myers, Michigan, 19:04.8
- 1958 William Stuart, Michigan St., 18:45.8
- 1959 William Stuart, Michigan St., 18:26.2
- 1960 William Chase, Yale, 17:48.7
- 1961 Murray Rose, Southern California, 17:21.8
- 1962 Murray Rose, Southern California, 17:26.7
- 2000 Erik Vendt, Southern California, 14:31.02

100-METER BACKSTROKE

- 1924 Arthur Rule, Navy, 1:19.0**
- 2000 Matt Ulrickson, Texas, 52.05

200-METER BREASTSTROKE

- 1924 George Olmstead, Williams, 3:02.8**
- 2000 Ed Moses, Virginia, 2:06.40

(Note: These events are no longer contested.)

220-YARD FREESTYLE

- 1925 Richard Howell, Northwestern, 2:23.7*
- 1926 Wally O'Connor, Stanford, 2:26.1**
- 1927 Paul Samson, Michigan, 2:26.6**
- 1928 Bud Shields, Brigham Young, 2:19.8
- 1929 Bud Shields, Brigham Young, 2:19.2
- 1930 Al Schwartz, Northwestern, 2:16.6
- 1931 Austin Clapp, Stanford, 2:18.0
- 1932 John Schmieler, Michigan, 2:15.4
- 1933 Ted Wiget, Stanford, 2:16.0
- 1934 Jack Medica, Washington, 2:13.2
- 1935 Jack Medica, Washington, 2:11.5
- 1936 Jack Medica, Washington, 2:09.6
- 1937 Tom Haynie, Michigan, 2:11.5
- 1938 William Kendall, Harvard, 2:12.0
- 1939 Tom Haynie, Michigan, 2:11.7
- 1940 Howard Johnson, Yale, 2:13.1
- 1941 Howard Johnson, Yale, 2:12.5
- 1942 John Patten, Michigan, 2:10.0
- 1943 Bill Smith, Ohio St., 2:09.8
- 1944 Eugene Rogers, Columbia, 2:11.0
- 1945 Eugene Rogers, Columbia, 2:14.6
- 1946 Jack Hill, Ohio St., 2:11.3
- 1947 Bill Smith, Ohio St., 2:10.4
- 1948 Bill Smith, Ohio St., 2:09.5
- 1949 Bill Smith, Ohio St., 2:08.5
- 1950 John Blum, Yale, 2:10.0
- 1951 John Marshall, Yale, 2:05.6
- 1952 Wayne Moore, Yale, 2:06.8
- 1953 Jimmy McLane, Yale, 2:06.9
- 1954 Jack Wardrop, Michigan, 2:05.0
- 1955 Jack Wardrop, Michigan, 2:04.2
- 1956 William Woolsey, Indiana, 2:04.7
- 1957 William Woolsey, Indiana, 2:02.5
- 1958 Roger Anderson, Yale, 2:03.7
- 1959 Richard Hanley, Michigan, 2:04.3
- 1960 Tom Winters, Southern California, 2:02.1
- 1961 Murray Rose, Southern California, 2:00.6
- 1962 Jim Spreitzer, Illinois, 2:00.9

440-YARD FREESTYLE

- 1925 John Hawkins, Princeton, 5:24.5*
- 1926 Wally O'Connor, Stanford, 5:23.8**
- 1927 Paul Samson, Michigan, 5:28.7**
- 1928 Bud Shields, Brigham Young, 5:08.2
- 1929 Bud Shields, Brigham Young, 4:57.8
- 1930 Ray Ruddy, Columbia, 4:55.6
- 1931 Buster Crabbe, Southern California, 5:02.0
- 1932 Ted Wiget, Stanford, 4:58.6

- 1933 Ted Wiget, Stanford, 4:58.4
- 1934 Jack Medica, Washington, 4:46.8
- 1935 Jack Medica, Washington, 4:42.5
- 1936 Jack Medica, Washington, 4:44.6
- 1937 Tom Haynie, Michigan, 4:51.7
- 1938 William Kendall, Harvard, 4:48.9
- 1939 Tom Haynie, Michigan, 4:49.7
- 1940 Andrew Clark, Wayne St. (Mich.), 4:50.0
- 1941 James Welsh, Michigan, 4:51.4
- 1942 Rene Chouteau, Yale, 4:46.4
- 1943 Keo Nakama, Ohio St., 4:43.2
- 1944 Keo Nakama, Ohio St., 4:47.0
- 1945 Seymour Schlanger, Ohio St., 4:55.4
- 1946 Jack Hill, Ohio St., 4:47.2
- 1947 Bill Smith, Ohio St., 4:45.2
- 1948 Bill Smith, Ohio St., 4:43.8
- 1949 Bill Smith, Ohio St., 4:42.6
- 1950 Ralph Sala, Stanford, 4:43.1
- 1951 John Marshall, Yale, 4:30.2
- 1952 Ford Konno, Ohio St., 4:30.3
- 1953 Wayne Moore, Yale, 4:37.0
- 1954 Ford Konno, Ohio St., 4:28.6
- 1955 Ford Konno, Ohio St., 4:31.1
- 1956 William Woolsey, Indiana, 4:31.1
- 1957 William Woolsey, Indiana, 4:38.2
- 1958 William Stuart, Michigan St., 4:34.3
- 1959 William Stuart, Michigan St., 4:31.9
- 1960 Dennis Rounsavelle, Southern California, 4:24.0
- 1961 Murray Rose, Southern California, 4:17.9
- 1962 Murray Rose, Southern California, 4:20.0

150-YARD BACKSTROKE

- 1924 Arthur Rule, Navy, 1:49.0*
- 1926 Jim Hill, Minnesota, 1:48.1**
- 1927 David Young, Georgia Tech, 1:44.0**
- 1928 Dick Hinch, Northwestern, 1:45.3
- 1929 George Kojac, Rutgers, 1:38.4
- 1930 George Kojac, Rutgers, 1:8.0
- 1931 Lowell Marsh, Minnesota, 1:45.0
- 1932 Taylor Drysdale, Michigan, 1:43.4
- 1933 Gordon Chalmers, Frank. & Marsh., 1:39.8
- 1934 Taylor Drysdale, Michigan, 1:40.8
- 1935 Taylor Drysdale, Michigan, 1:38.6
- 1936 Dan Zehr, Northwestern, 1:36.8
- 1937 William Neunzig, Ohio St., 1:37.1
- 1938 Al Vande Weghe, Princeton, 1:34.2
- 1939 Al Vande Weghe, Princeton, 1:35.1
- 1940 Al Vande Weghe, Princeton, 1:34.6
- 1941 Francis Heydt, Michigan, 1:37.7
- 1942 Daniel Dannenbaum, Yale, 1:36.3
- 1943 Harry Holiday, Michigan, 1:33.5
- 1944 Alan Ford, Yale, 1:36.8
- 1945 James Shand, Princeton, 1:41.8
- 1946 Robert Cowell, Navy, 1:35.6
- 1947 Harry Holiday, Michigan, 1:33.6
- 1948 Allan Stack, Yale, 1:31.8
- 1949 Bob deGroot, Ohio St., 1:34.0
- 1950 Jack Taylor, Ohio St., 1:32.1

100-YARD BREASTSTROKE

- 1957 Julian Dyason, Oklahoma, 1:03.0

200-YARD BREASTSTROKE

- 1925 John Faricy, Minnesota, 2:40.6
- 1926 Charles Allan, Navy, 2:44.7**
- 1927 Winston Kratz, Wisconsin, 2:46.3**
- 1928 Walter Schott, Williams, 2:39.7
- 1929 Edwin Moles, Princeton, 2:35.0
- 1930 Edwin Moles, Princeton, 2:36.6
- 1931 John Schmieler, Michigan, 2:35.6
- 1932 John Schmieler, Michigan, 2:33.4
- 1933 Donald Horn, Northwestern, 2:29.8
- 1934 Walter Savell, Yale, 2:30.8
- 1955 Bob Mattson, North Carolina St., 2:26.0
- 1956 Richard Fadgen, North Carolina St., 2:23.1
- 1957 Cy Hopkins, Michigan, 2:20.0

150-YARD INDIVIDUAL MEDLEY

- 1930 George Kojac, Rutgers, 1:40.6
- 1949 Joe Verdeur, La Salle, 1:30.8
- 1950 Joe Verdeur, La Salle, 1:31.2
- 1951 Peter Salmon, Washington, 1:32.4
- 1952 Burwell Jones, Michigan, 1:29.8
- 1953 Burwell Jones, Michigan, 1:30.0
- 1954 Burwell Jones, Michigan, 1:30.1
- 1955 Albert Wiggins, Ohio St., 1:26.5

300-YARD MEDLEY RELAY

- 1927 Minnesota (James Hill, Charles Purdy, Sam Hill), 3:24.8
- 1928 Michigan (George Hubbell, Jay Thompson, Robert Walker), 3:09.4
- 1929 Northwestern (Richard Hinch, Donald Peterson, Albert Schwartz), 3:09.4
- 1930 Northwestern (Richard Hinch, Robert Howlett, Volney Wilson), 3:09.2
- 1931 Rutgers (George Kojac, George Cronin, Norman Kramer), 3:09.4
- 1932 Michigan (Taylor Drysdale, Louis Lemak, Robert Ladd), 3:08.6
- 1933 Northwestern (Bernard Hahn, Donald Horn, Arthur Highland), 3:05.4
- 1934 Yale (Norris Hoyt, Walter Savell Jr., David Livingston), 3:06.0
- 1935 Michigan (Jack Kasley, Taylor Drysdale, Ogden Dalrymple), 3:01.8
- 1936 Michigan (Harry Rieke, Jack Kasley, Robert Mowerson), 2:58.2
- 1937 Michigan (Frederick Cody, Jack Kasley, Robert Mowerson), 2:57.8
- 1938 Princeton (Al Vande Weghe, Richard Hough, Hendrik Van Oss), 2:54.7
- 1939 Princeton (Al Vande Weghe, Richard Hough, Hendrik Van Oss), 2:54.5
- 1940 Michigan (Francis Heydt, John Sharemet, Gust Sharemet), 2:54.9
- 1941 Michigan (Francis Heydt, James Skinner, Clair Morse), 2:58.0
- 1942 Yale (Daniel Dannenbaum, Edwin Davidge, Edward Pope), 2:54.8
- 1943 Michigan (Harry Holiday, Irving Einbinder, John Patten), 2:53.4
- 1944 Navy (Robert Cowell, Jack Manherz, Harlie Mize), 3:01.1
- 1945 Michigan (Gurdon Pulford, Heini Kessler, Charles Fries), 3:05.2
- 1946 Ohio St. (Richard Fetterman, James Counsilman, Ted Hobert), 2:57.0
- 1947 Michigan (Harry Holiday, Robert Sohl, Richard Weinberg), 2:54.9
- 1948 Michigan (Harry Holiday, Robert Sohl, David Tittle), 2:51.9
- 1949 Iowa (Duane Draves, Bowen Stassforth, Ervin Straub), 2:54.1
- 1950 Yale (Al Ratkiewich, Bob Essert, Ray Reid), 2:51.2
- 1951 Ohio St. (Jack Taylor, Gerald Holan, Herbert Kobayashi), 2:52.2
- 1952 Yale (Dick Thoman, Dennis O'Connor, Don Sheff), 2:48.9
- 1953 Ohio St. (Yoshi Oyakawa, Gerald Holan, Richard Cleveland), 2:47.2
- 1954 Ohio St. (Yoshi Oyakawa, Robert Van Heyde, Thomas Whiteleather), 2:49.3
- 1955 Ohio St. (Yoshi Oyakawa, Albert Wiggins, Ed Kawachika), 2:42.2
- 1956 Yale (William Clinton, Daniel Cornwell, Rex Aubrey), 2:46.3

All-Time Team Results

- 1924-1936:** No points awarded.
- 1937:** 1. Michigan, 75; 2. Ohio St., 39; 3. Yale, 38; 4. Northwestern, 13; 5. Iowa, 11; 6. Chicago, 7; 7. Pennsylvania, 6; 8. Stanford, 5; 9. (tie) Minnesota and Princeton, 4; 11. Dartmouth, 1.
- 1938:** 1. Michigan, 46; 2. Ohio St., 45; 3. Harvard, 36; 4. Princeton, 22; 5. Yale, 18; 6. Iowa, 7; 7. Rutgers, 5; 8. (tie) Army, Stanford and Texas, 4; 11. (tie) Columbia, Illinois and Southern California, 3; 14. Frank. & Marsh., 2; 15. (tie) Minnesota and Pittsburgh, 1.
- 1939:** 1. Michigan, 65; 2. Ohio St., 58; 3. Princeton, 22; 4. Yale, 14; 5. (tie) Harvard, Southern California and Texas, 8; 8. Northwestern, 4; 9. (tie) Columbia, Iowa and Iowa St., 3; 12. (tie) Florida, Frank. & Marsh., Illinois and Kenyon, 2.
- 1940:** 1. Michigan, 45; 2. Yale, 42; 3. Ohio St., 39; 4. Wayne St. (Mich.), 25; 5. Princeton, 20; 6. Harvard, 12; 7. Southern California, 8; 8. Army, 4; 9. (tie) Brown, Frank. & Marsh., Kenyon, North Central and Texas, 2.
- 1941:** 1. Michigan, 61; 2. Yale, 58; 3. (tie) Ohio St. and Wayne St. (Mich.), 19; 5. (tie) Minnesota and Princeton, 10; 7. Iowa, 6; 8. Occidental, 5; 9. (tie) Massachusetts and Williams, 3; 11. (tie) Brown, Chicago, Springfield and Villanova, 2; 15. (tie) Dartmouth and Stanford, 1.

1942: 1. Yale, 71; 2. Michigan, 39; 3. Ohio St., 34; 4. Princeton, 9; 5. Rutgers, 8; 6. (tie) Dartmouth and Northwestern, 7; 7. Massachusetts, 6; 8. Occidental, 5; 9. (tie) Harvard and Iowa, 4; 11. (tie) Minnesota, North Carolina and Williams, 2; 14. (tie) Amherst, Pennsylvania and Wayne St. (Mich.), 1.

1943: 1. Ohio St., 81; 2. Michigan, 47; 3. Minnesota, 13; 4. Iowa, 10; 5. Pacific (Cal.), 8; 6. (tie) Columbia, Northwestern, Princeton and Stanford, 6; 10. (tie) Texas A&M and Washington, 5; 12. Michigan St., 4; 13. Purdue, 2; 14. (tie) California and Penn St., 1.

1944: 1. Yale, 39; 2. Michigan, 38; 3. (tie) Navy and Ohio St., 24; 5. Columbia, 22; 6. Army, 14; 7. Williams, 7; 8. (tie) Brown and Rochester, 6; 10. Cornell, 5; 11. Penn St., 4; 12. (tie) Bowdoin and Princeton, 4; 14. Minnesota, 3; 15. Rensselaer, 2.

1945: 1. Ohio St., 56; 2. Michigan, 48; 3. Cornell, 25; 4. (tie) Michigan St. and Minnesota, 12; 6. Columbia, 10; 7. (tie) Canisius, Northwestern and Princeton, 8; 10. Indiana, 6; 11. Purdue, 3; 12. (tie) Iowa and Rensselaer, 2.

1946: 1. Ohio St., 61; 2. Michigan, 37; 3. Michigan St., 18; 4. (tie) Navy and Williams, 14; 6. (tie) Army and North Carolina, 11; 8. Cincinnati, 9; 9. (tie) Iowa St. and Stanford, 6; 11. Purdue, 5; 12. (tie) Dartmouth, Harvard and Illinois, 3; 15. (tie) Minnesota, Wayne and Yale, 1.

1947: 1. Ohio St., 66; 2. Michigan, 39; 3. Stanford, 24; 4. Michigan St., 18; 5. Yale, 14; 6. Purdue, 10; 7. Washington, 8; 8. (tie) California and La Salle, 6; 10. Northwestern, 4; 11. (tie) Hawaii and Rutgers, 3; 13. Nebraska, 2; Iowa St., 1.

1948: 1. Michigan, 44; 2. Ohio St., 41; 3. Michigan St., 21; 4. Iowa, 20; 5. Stanford, 16; 6. Yale, 14; 7. (tie) Iowa St. and Northwestern, 10; 9. (tie) La Salle and Purdue, 7; 11. Washington, 4; 12. Southern California, 3; 13. Temple, 2; 14. (tie) North Carolina, Pennsylvania and Texas, 1.

1949: 1. Ohio St., 49; 2. Iowa, 35; 3. Michigan, 32; 4. Yale, 18; 5. La Salle, 12; 6. Purdue, 11; 7. (tie) Michigan St. and Northwestern, 10; 9. North Carolina, 7; 10. (tie) Rutgers and Southern California, 6; 12. (tie) Dartmouth, Stanford and Washington, 4; 15. Harvard, 3; 16. (tie) Cincinnati, Duke, Pennsylvania and Texas, 2; 20. Iowa St., 1.

1950: 1. Ohio St., 64; 2. Yale, 43; 3. Iowa, 25; 4. Michigan, 24; 5. Michigan St., 17; 6. Stanford, 15; 7. Princeton, 13; 8. Texas, 11; 9. La Salle, 10; 10. Northwestern, 9; 11. Purdue, 8; 12. Miami (Fla.), 4; 13. (tie) Army, Colgate, Indiana, Southern California, Washington St. and Wisconsin, 2; 19. (tie) Georgia and Southern Methodist, 1.

1951: 1. Yale, 81; 2. Michigan St., 60; 3. Ohio St., 58; 4. Stanford, 25; 5. Texas, 15; 6. (tie) Iowa St. and Princeton, 14; 8. Michigan, 12; 9. (tie) Iowa St. and Washington, 10; 11. Dartmouth, 8; 12. Purdue, 7; 13. (tie) Indiana and Southern California, 6; 15. (tie) Oklahoma and Rutgers, 4; 17. Harvard, 3; 18. Minnesota, 2; 19. (tie) California, Florida St., Georgia and Northwestern, 1.

1952: 1. Ohio St., 94; 2. Yale, 81; 3. Michigan, 49; 4. Michigan St., 27; 5. Stanford, 18; 6. Texas, 14; 7. Princeton, 10; 8. Iowa, 9; 9. (tie) Georgia, Purdue and Rutgers, 7; 12. (tie) California, Indiana and Washington, 4; 15. Navy, 3; 16. (tie) Iowa St. and Wisconsin, 2; 18. (tie) Harvard, Northwestern and Southern California, 1.

1953: 1. Yale, 96½; 2. Ohio St., 73½; 3. Michigan, 39; 4. Stanford, 23; 5. (tie) Michigan St. and North Carolina, 14; 7. Illinois, 10; 8. Georgia, 8; 9. Williams, 7; 10. (tie) Dartmouth and Oklahoma, 6; 12. (tie) Army, North Carolina St. and Washington, 5; 15. (tie) Beloit, Harvard, Springfield and Texas, 4; 19. (tie) Pittsburgh, Purdue and Southern California, 3; 22. Navy, 2; 23. (tie) Iowa and Wisconsin, 1.

1954: 1. Ohio St., 94; 2. Michigan, 67; 3. Yale, 36; 4. Harvard, 23; 5. Stanford, 19; 6. Dartmouth, 14; 7. Springfield, 11; 8. (tie) Georgia, Michigan St. and Northwestern, 9; 11. (tie) Oklahoma, Purdue and Texas, 8; 14. (tie) Florida, Williams and Wisconsin, 4; 17. (tie) Cortland, Denver and Florida St., 3; 20. (tie) Army and Illinois, 2; 22. (tie) Hastings, Iowa, Iowa St., North Carolina St. and Pittsburgh, 1.

1955: 1. Ohio St., 90; 2. (tie) Michigan and Yale, 51; 4. North Carolina St., 20; 5. North Carolina, 17; 6. Harvard, 15; 7. (tie) Iowa and Oklahoma, 14; 9. Iowa St., 13; 10. Stanford, 11; 11. Indiana, 9; 12. Dartmouth, 8; 13. (tie) Cortland St., Purdue and Springfield, 5; 16. Georgia, 4; 17. Denver, 3; 18. (tie) Army, Cornell, La Salle and Southern California, 2; 22. Ohio and Wisconsin, 1.

1956: 1. Ohio St., 68; 2. Yale, 54; 3. Oklahoma, 28; 4. Iowa, 27; 5. North Carolina St., 25; 6. Indiana, 22; 7. Stanford, 19; 8. (tie) Cortland St. and Harvard, 15; 10. Northwestern, 14; 11. Michigan, 101/2; 12. North Carolina, 91/2; 13. Southern Methodist, 8; 14. Iowa St., 7; 15. (tie) Army, Bowdoin, Miami (Ohio), Southern California and Texas A&M, 2; 20. (tie) Allegheny, Amherst, California and Lehigh, 1.

1957: 1. Michigan, 69; 2. Yale, 61; 3. Michigan St., 52; 4. Indiana, 48; 5. North Carolina, 24; 6. Oklahoma, 23; 7. Iowa, 15; 8. Northwestern, 12; 9. Southern Methodist, 10; 10. Amherst, 9; 11. Miami (Ohio), 7; 12. (tie) Army, Bowdoin and Illinois, 5; 15. (tie) Syracuse and Wisconsin, 4; 17. (tie) California, Purdue and Texas, 3; 20. Denver, 2; 21. (tie) Knox and Stanford, 1.

1958: 1. Michigan, 72; 2. Yale, 63; 3. Michigan St., 62; 4. Ohio St., 44; 5. Iowa, 31; 6. Harvard, 16; 7. Illinois, 14; 8. (tie) Northwestern and Oklahoma, 12; 10. Southern Methodist, 11; 11. Wisconsin, 8; 12. (tie) Cal Poly and Indiana, 7; 14. (tie) North Carolina and Stanford, 6; 16. (tie) Brown and Miami (Fla.), 4; 18. (tie) Allegheny, Cornell, Ohio and Utah, 3; 22. Bowdoin, 2; 23. (tie) Bowling Green and Colgate, 1.

1959: 1. Michigan, 137½; 2. Ohio St., 44; 3. Indiana, 41; 4. Yale, 35½; 5. Michigan St., 35; 6. Stanford, 29; 7. Iowa, 16; 8. Oklahoma, 12; 9. (tie) Miami (Ohio), Ohio and Wisconsin, 7; 12. (tie) Cal Poly and Illinois, 6; 14. California, 4; 15. Harvard, 3; 16. Southern Methodist, 2; 17. (tie) Florida St., Knox and Navy, 1.

1960: 1. Southern California, 87; 2. Michigan, 73; 3. Indiana, 69; 4. Harvard, 35; 5. Stanford, 26; 6. Yale, 25; 7. Ohio St., 23; 8. Miami (Ohio), 8½; 9. Wisconsin, 7½; 10. (tie) San Jose St. and Southern Methodist, 7; 12. Oklahoma, 6; 13. (tie) Iowa and Southern Ill., 5; 15. Bowling Green, 4; 16. (tie) Michigan St. and Minnesota, 3; 18. Navy, 2.

1961: 1. Michigan, 85; 2. Southern California, 62; 3. Ohio St., 59; 4. Harvard, 26; 5. Michigan St., 24; 6. Yale, 20; 7. Minnesota, 18; 8. Oklahoma, 13½; 9. Cincinnati, 12; 10. Princeton, 10½; 11. Florida St., 9; 12. Iowa, 8; 13. (tie) Denver and North Central, 7; 15. Texas, 5; 16. Southern Ill., 4; 17. (tie) Miami (Ohio) and Navy, 3½; 19. (tie) Bowling Green, Southern Methodist and Wisconsin, 3; 22. (tie) Ohio, Purdue, Stanford and Washington, 2; 26. (tie) Illinois and Washington St., 1.

1962: 1. Ohio St., 92; 2. Southern California, 46; 3. Minnesota, 41½; 4. Michigan, 32; 5. Princeton, 29; 6. Michigan St., 20; 7. Cincinnati, 19; 8. Yale, 18; 9. Southern Methodist, 14½; 10. Illinois, 11; 11. Villanova, 10; 12. Purdue, 9; 13. (tie) Harvard, North Carolina and North Carolina St., 8; 16. (tie) Denver and Oklahoma, 5; 18. Navy, 4; 19. (tie) Florida St. and Southern Ill., 3; 21. (tie) Bowling Green, Iowa and Washington, 2; 24. (tie) Florida, Kenyon, Texas and Utah, 1.

1963: 1. Southern California, 81; 2. Yale, 77; 3. Michigan, 52; 4. Minnesota, 44; 5. Ohio St., 38; 5. Stanford, 21; 6. Villanova, 19½; 7. (tie) Michigan St. and Princeton, 15; 9. Harvard, 12; 10. North Carolina St., 7; 11. Texas, 6; 12. (tie) Illinois, Oregon and Southern Methodist, 5; 15. (tie) California, Florida and Rutgers, 3; 18. (tie) Army and Cincinnati, 2; 20. Oklahoma, 1½; 21. Utah, 1.

1964: 1. Southern California, 96; 2. Indiana, 91; 3. Yale, 87; 4. Michigan, 30; 5. Minnesota, 22; 6. (tie) North Carolina and Ohio St., 13; 8. Villanova, 12; 9. Princeton, 10; 10. (tie) Southern Methodist and Wesleyan (Conn.), 8; 12. (tie) Southern Ill. and Washington St., 7; 14. Stanford, 5; 15. Colgate, 3; 16. Northwestern, 2; 17. (tie) Florida, Oklahoma, Oregon and Texas, 1.

1965: 1. Southern California, 285; 2. Indiana, 278½; 3. Michigan, 221; 4. Yale, 113½; 5. Ohio St., 91½; 6. Michigan St., 90; 7. Southern Methodist, 72½; 8. UCLA, 50½; 9. Southern Ill., 43; 10. (tie) North Carolina St. and Oregon, 41; 12. Minnesota, 30½; 13. Florida, 30; 14. Army, 27; 15. Arizona St., 21; 16. Villanova, 20; 17. Princeton, 13½; 18. (tie) Long Beach St. and Northeastern, 12½; 20. North Carolina, 12½; 21. UC Santa Barb., 11½; 22. (tie) Florida St. and Illinois, 10; 24. Wesleyan (Conn.), 6½; 25. Oregon St., 6; 26. (tie) Air Force, Cincinnati and Harvard, 5; 29. New Mexico, 4; 30. (tie) Maryland and Utah, 3; 32. Denver, 2½; 33. Georgia, 2; 34. (tie) Colorado St., Iowa St. and Kansas St., 1; 37. (tie) Idaho and Rutgers, ½.

1966: 1. Southern California, 302; 2. Indiana, 286; 3. Michigan, 253; 4. Michigan St., 173; 5. Southern Methodist, 143; 6. Stanford, 115; 7. (tie) North Carolina St. and UCLA, 89; 9. Ohio St., 80; 10. Wisconsin, 42; 11.

Texas, 38; 12. North Carolina, 32; 13. Arizona St., 29; 14. UC Santa Barb., 25; 15. (tie) Nebraska and Utah, 24; 17. Wesleyan (Conn.), 23; 18. Army, 22; 19. Long Beach St., 20; 20. Maryland, 19; 21. Villanova, 16; 22. (tie) Southern Ill., Texas Tech and Tulane, 12; 25. Northwestern, 11; 26. Miami (Ohio), 10; 27. (tie) Oregon St. and Washington St., 9; 29. Air Force, 8; 30. Oklahoma, 6; 31. (tie) Florida St. and Washington, 4; 33. (tie) Kansas and Miami (Fla.), 3; 35. Navy, 2; 36. Duke, 1.

1967: 1. Stanford, 275; 2. Southern California, 260; 3. Indiana, 249; 4. Michigan, 184; 5. UCLA, 148; 6. Yale, 135; 7. Southern Methodist, 127; 8. Michigan St., 115; 9. North Carolina, 55; 10. Minnesota, 42; 11. North Carolina St., 38; 12. Ohio St., 36; 13. Princeton, 33; 14. Utah, 32; 15. Wisconsin, 30; 16. Colorado St., 25; 17. Villanova, 23; 18. Southern Ill., 20; 19. Oregon, 18; 20. Texas, 13; 21. (tie) Florida and Illinois, 12; 23. Miami (Ohio), 10; 24. Army, 9; 25. Washington, 6; 26. Air Force, 4; 27. (tie) Duke, Maryland, Northwestern and Wyoming, 3; 31. (tie) UC Santa Barb., Dartmouth, Georgia and Navy, 2; 35. Purdue, 1.

1968: 1. Indiana, 346; 2. Yale, 253; 3. Southern California, 231; 4. Stanford, 205; 5. Southern Methodist, 93; 6. Michigan, 92; 7. Texas-Arlington, 89; 8. UCLA, 74; 9. Colorado St., 60; 10. Wisconsin, 55; 11. (tie) Dartmouth and Long Beach St., 40; 13. Michigan St., 38; 14. Princeton, 34; 15. Southern Ill., 31; 16. Arizona St., 28; 17. Illinois, 27; 18. Florida, 26; 19. (tie) North Carolina St. and Ohio St., 24; 21. Ohio, 13; 22. Villanova, 13; 23. Brigham Young, 12; 24. (tie) Iowa St. and Wesleyan (Conn.), 11; 26. (tie) Miami (Ohio) and Purdue, 10; 28. North Carolina, 9; 29. Minnesota, 8; 30. California, 5; 31. (tie) UC Santa Barb., Maryland and Texas, 4; 34. Army and Cornell, 3; 36. Oklahoma, 2; 37. Colgate, 1.

1969: 1. Indiana, 427; 2. Southern California, 306; 3. Stanford, 196; 4. Michigan, 164; 5. Yale, 160; 6. UCLA, 102; 7. Long Beach St., 82; 8. Ohio St., 61; 9. (tie) Florida and Oregon, 45; 11. Princeton, 42; 12. Michigan St., 38; 13. Colorado St., 33; 14. Southern Ill., 25; 15. Minnesota, 21; 16. (tie) Purdue and Southern Methodist, 20; 18. (tie) Ohio and Wisconsin, 19; 20. (tie) North Carolina St. and Washington, 16; 22. Wesleyan (Conn.), 14; 23. Florida St., 11; 24. Dartmouth, 10; 25. (tie) Air Force and Utah, 6; 27. Arizona St., Illinois and San Diego St., 5; 30. (tie) Brigham Young and Kansas, 4; 32. (tie) Army and Tennessee, 2; 34. Kent, 1.

1970: 1. Indiana, 332; 2. Southern California, 235; 3. Stanford, 206; 4. UCLA, 185; 5. Long Beach St., 125; 6. Michigan, 118; 7. Southern Methodist, 96; 8. Colorado St., 85; 9. Tennessee, 75; 10. Ohio St., 68; 11. Washington, 67; 12. Dartmouth, 57; 13. Texas-Arlington, 45; 14. Michigan St., 43; 15. Wisconsin, 29; 16. Oregon, 27; 17. Florida, 26; 18. Southern Ill., 19; 19. Minnesota, 18; 20. (tie) Florida St. and Princeton, 17; 22. Air Force, 14; 23. New Mexico, 13½; 24. Villanova, 10; 25. (tie) Kansas and Oklahoma, 7; 27. Ohio, 4½; 28. California, 4.

1971: 1. Indiana, 351; 2. Southern California, 260; 3. UCLA, 202; 4. Stanford, 155; 5. Long Beach St., 139; 6. Tennessee, 126; 7. Washington, 112; 8. Southern Methodist, 101; 9. Ohio St., 70; 10. Michigan, 69; 11. Southern Ill., 50; 12. Florida St., 37; 13. North Carolina St., 28; 14. Florida, 27; 15. Minnesota, 24; 16. Wisconsin, 23; 17. Villanova, 20; 18. (tie) Michigan St. and Pennsylvania, 19; 20. (tie) New Mexico and Pacific (Cal.), 17; 22. Oregon, 12; 23. (tie) Dartmouth and Oklahoma, 10; 25. Cornell, 9; 26. Navy, 7; 27. (tie) Bucknell and Princeton, 6; 29. (tie) California and Harvard, 3; 31. (tie) Colorado St. and Kansas, 1.

1972: 1. Indiana, 390; 2. Southern California, 371; 3. Tennessee, 170; 4. UCLA, 168; 5. Southern Methodist, 121; 6. Washington, 109; 7. Florida, 99; 8. Stanford, 91; 9. Ohio St., 89; 10. Michigan St., 47; 11. Southern Ill., 42; 12. Yale, 35; 13. Princeton, 33; 14. Minnesota, 29; 15. Cornell, 27; 16. North Carolina St., 26; 17. Oregon, 25; 18. Pacific (Cal.), 16; 19. Michigan St., 14; 20. Brigham Young, 13; 21. Long Beach St., 10; 22. Johns Hopkins, 5; 23. (tie) LSU, Wisconsin, Villanova, Texas and Pennsylvania, 4; 28. Harvard, 2; 29. UC Santa Barb., 1.

1973: 1. Indiana, 358; 2. Tennessee, 294; 3. Southern California, 260; 4. UCLA, 168; 5. Washington, 150; 6. Stanford, 127; 7. Michigan, 88; 8. North Carolina St., 81; 9. Southern Methodist, 67; 10. Florida, 64; 11. Ohio St., 46; 12. Miami (Fla.), 35; 13. Cornell, 28; 14. Michigan St., 25; 15. New Mexico, 20; 16. Harvard, 19; 17. Illinois, 17; 18. Pacific (Cal.), 16; 19. Navy, 14; 20. (tie) LSU and Southern Ill., 11; 22. (tie) Air Force and Northwestern, 9; 24. Pennsylvania, 5; 25. (tie) Iowa St. and Wisconsin, 4; 27. Kentucky, 3; 28. Alabama, 1.

1974: 1. Southern California, 339; 2. Indiana, 338; 3. Tennessee, 240; 4. Washington, 214; 5. UCLA, 190; 6. Stanford, 101; 7. North Carolina St., 84; 8. Ohio St., 61; 9. Miami (Fla.), 58; 10. (tie) Florida and New Mexico, 47; 12. Southern Methodist, 37; 13. Princeton, 35; 14. Air Force, 27; 15. Michigan, 26; 16. Pacific (Cal.), 19; 17. Auburn, 18; 18. Pennsylvania, 13; 19. Alabama, 12; 20. Cornell, 10; 21. (tie) Florida St. and Oklahoma St., 6; 23. (tie) Brigham Young, LSU and South Carolina, 5; 26. Wisconsin, 4; 27. (tie) Harvard, Michigan St. and Northwestern, 2.

1975: 1. Southern California, 344; 2. Indiana, 274; 3. UCLA, 180; 4. Tennessee, 174; 5. Alabama, 165; 6. Stanford, 138; 7. Washington, 126; 8. Auburn, 88; 9. Miami (Fla.), 65; 10. Ohio St., 48; 11. Michigan, 44; 12. North Carolina St., 41; 13. Utah, 34; 14. California, 31; 15. Southern Methodist, 28; 16. Texas, 27; 17. Southern Ill., 25; 18. New Mexico, 18; 19. (tie) Florida and Pennsylvania, 16; 21. Oregon St., 14; 22. Harvard, 10; 23. Air Force, 9; 24. Pacific (Cal.), 6; 25. (tie) Oregon, Princeton and Syracuse, 5; 28. Colorado St., 4; 29. (tie) Brigham Young and Texas-Arlington, 2.

1976: 1. Southern California, 398; 2. Tennessee, 237; 3. UCLA, 213; 4. Indiana, 199; 5. Alabama, 135; 6. North Carolina St., 93; 7. Southern Methodist, 89; 8. Auburn, 87; 9. Miami (Fla.), 73; 10. Stanford, 64; 11. California, 61; 12. Long Beach St., 49; 13. Michigan, 42; 14. Southern Ill., 29; 15. Ohio St., 25; 16. Texas-Arlington, 22; 17. Syracuse, 20; 18. Wisconsin, 15; 19. Pacific (Cal.), 14; 20. (tie) Utah and Washington, 13; 22. (tie) Fresno St. and Texas, 12; 24. Michigan St., 8; 25. Florida St., 6; 26. (tie) Cincinnati and Princeton, 5; 28. North Carolina, 4; 29. (tie) Arizona, Dartmouth, Illinois and New Mexico, 2; 33. South Fla., 1.

1977: 1. Southern California, 385; 2. Alabama, 204; 3. Tennessee, 182; 4. Indiana, 173; 4. Auburn, 155; 5. UCLA, 134; 6. Stanford, 102; 7. California, 98; 8. Southern Methodist, 74; 9. Long Beach St., 63; 10. (tie) Arizona and North Carolina St., 46; 12. Ohio St., 33; 13. Michigan, 30; 14. Pacific (Cal.), 28; 15. Southern Ill., 25; 16. (tie) Florida and Miami (Fla.), 24; 18. Michigan St., 23; 19. Syracuse, 20; 20. Arizona St., 16; 21. Texas, 13; 22. Texas-Arlington, 11; 23. Wisconsin, 8; 24. Harvard, 7; 25. Houston, 6; 26. (tie) New Mexico and Pittsburgh, 4; 28. (tie) LSU and North Carolina, 3; 30. (tie) San Jose St. and Utah, 2; 32. (tie) Oklahoma St., Princeton and Washington, 1.

1978: 1. Tennessee, 307; 2. Auburn, 185; 3. California, 179; 4. UCLA, 165; 5. Southern California, 143; 6. Florida, 135; 7. Alabama, 133; 8. Long Beach St., 115; 9. Indiana, 107; 10. Southern Methodist, 80; 11. Arizona, 75; 12. North Carolina St., 60; 13. Ohio St., 56; 14. Michigan St., 31; 15. Harvard, 30; 16. Michigan, 26; 17. Southern Ill., 19; 18. (tie) Stanford and Texas, 15; 20. Houston, 12; 21. (tie) Cincinnati, Florida St. and Washington, 9; 24. LSU, 5; 25. (tie) Cornell and Iowa, 2.

1979: 1. California, 287; 2. Southern California, 227; 3. Florida, 224; 4. Tennessee, 221; 5. UCLA, 197; 6. Auburn, 160; 7. Indiana, 104; 8. Alabama, 90; 9. Southern Methodist, 78; 10. Michigan, 61; 11. North Carolina St., 41; 12. Miami (Fla.), 38; 13. Harvard, 35; 14. Arizona St., 24; 15. Stanford, 23; 16. Southern Ill., 19; 17. LSU, 17; 18. (tie) Arizona and Houston, 14; 20. Missouri, 13; 21. Texas, 12; 22. Arkansas, 10; 23. Long Beach St., 9; 24. (tie) Iowa and Minnesota, 8; 26. North Carolina, 7; 27. Ohio St., 5; 28. Texas-Arlington, 4; 29. (tie) Florida St. and Pittsburgh, 2; 31. Wisconsin, 1.

1980: 1. California, 234; 2. Texas, 220; 3. Florida, 200; 4. UCLA, 192; 5. Auburn, 168; 6. Southern California, 147; 7. Southern Methodist, 137; 8. Arizona, 97; 9. Indiana, 77; 10. Stanford, 69; 11. Tennessee, 66; 12. Miami (Fla.), 41; 13. (tie) Alabama and Arizona St., 39; 15. Michigan, 37; 16. Harvard, 30; 17. Ohio St., 23; 18. UC Santa Barb., 19; 19. (tie) Minnesota and Princeton, 18; 21. Duke, 15; 22. (tie) Iowa and North Carolina, 14; 24. (tie) Columbia and Long Beach St., 10; 26. Southern Ill., 8; 27. Dartmouth, 2; 28. (tie) Iowa St. and Pittsburgh, 1.

1981: 1. Texas, 259; 2. UCLA, 189; 3. Florida, 180; 4. Southern Methodist, 161; 5. Auburn, 146; 6. California, 140; 7. Southern California, 134; 8. Alabama, 116; 9. Stanford, 84; 10. Iowa, 74; 11. Arizona, 69; 12. Arkansas, 62; 13. Miami (Fla.), 61; 14. Indiana, 60; 15. Southern Ill., 55; 16. Arizona St., 40; 17. Michigan, 26; 18. (tie) Houston and Tennessee, 18; 20. North Carolina, 11; 21. Wisconsin, 9; 22. Harvard, 8; 23. (tie) UC Santa Barb., Ohio St. and Virginia, 5; 26. (tie) Long Beach St. and Michigan, 3; 28. Yale, 2; 29. (tie) Nebraska, Pittsburgh and South Carolina, 1.

1982: 1. UCLA, 219; 2. Texas, 210; 3. Stanford, 191; 4. California, 170; 5. Florida, 121; 6. Arizona St., 114; 7. (tie) Alabama and Southern California, 112; 9. Miami (Fla.), 97; 10. Southern Methodist, 90; 11. Auburn, 81; 12. Southern Ill., 61; 13. Arkansas, 59; 14. Ohio St., 44; 15. Michigan, 41; 16. Indiana, 29; 17. Iowa, 26; 18. UC Santa Barb., 24; 19. Arizona, 22; 20. Houston, 20; 21. Harvard, 18; 22. Columbia, 12; 23. Cincinnati, 11; 24. (tie) North Carolina, Pepperdine and Virginia, 10; 27. Maryland, 9; 28. Long Beach St., 6; 29. (tie) Tennessee and Wisconsin, 5; 31. Nebraska, 4; 32. UNC Wilmington, 2; 33. Michigan St., 1.

1983: 1. Florida, 238; 2. Southern Methodist, 227; 3. Texas, 225; 4. Stanford, 170; 5. Alabama, 157½; 6. UCLA, 152; 7. Arizona St., 141½; 8. California, 101½; 9. Auburn, 78½; 10. Ohio St., 57; 11. Arizona, 44; 12. Southern Ill., 40; 13. Tennessee, 36; 14. Arkansas, 33; 15. Southern California, 30; 16. (tie) Houston and Michigan, 25; 18. (tie) Columbia and Harvard, 23; 20. Miami (Fla.), 21; 21. North Carolina, 20; 22. (tie) UC Santa Barb. and Iowa, 15; 24. Indiana, 14; 25. Virginia, 12; 26. Texas A&M, 9; 27. Nebraska, 6; 28. (tie) Illinois, Michigan St. and West Virginia, 3; 31. (tie) Kansas and Utah, 2; 33. UNLV, 1.

1984: 1. Florida, 287½; 2. Texas, 277; 3. Stanford, 201; 4. UCLA, 176½; 5. Southern Methodist, 164; 6. California, 115; 7. Arizona St., 101; 8. Auburn, 88½; 9. Arizona, 87; 10. Miami (Fla.), 80½; 11. Michigan, 59; 12. (tie) Alabama and Southern Ill., 35; 14. Arkansas, 32; 15. Southern California, 29; 16. Ohio St., 23; 17. North Carolina, 18; 18. Indiana, 16; 19. (tie) Houston and Pepperdine, 14; 21. Iowa St., 12; 22. Tennessee, 10; 23. (tie) Iowa and South Carolina, 7; 25. Nebraska, 5; 26. (tie) UC Santa Barb., Eastern Mich. and Michigan St., 4; 29. (tie) New Mexico and Wyoming, 3; 31. Texas A&M, 2.

1985: 1. Stanford, 403½; 2. Florida, 329; 3. Texas, 306; 4. California, 294; 5. Southern California, 230½; 6. UCLA, 224; 7. Southern Methodist, 194; 8. Alabama, 179; 9. Arizona, 162; 10. Auburn, 121; 11. Arkansas, 114; 12. Arizona St., 86; 13. Ohio St., 78; 14. Miami (Fla.), 68; 15. Michigan, 66; 16. Southern Ill., 40; 17. Harvard, 39; 18. Hawaii, 36; 19. Iowa, 33; 20. UC Santa Barb., 30; 21. Tennessee, 28; 22. Iowa St., 25; 23. Texas A&M, 23; 24. UC Irvine, 16; 25. Western Ky., 15; 26. Clemson, 14; 27. (tie) Florida St., Pepperdine, Princeton and South Carolina, 13; 31. Indiana, 9; 32. William & Mary, 8; 33. Utah, 5; 34. (tie) Cincinnati and Illinois, 3; 36. (tie) New Mexico, North Carolina, North Carolina St. and Penn St., 2.

1986: 1. Stanford, 404; 2. California, 335; 3. Texas, 325½; 4. Florida, 321; 5. UCLA, 288; 6. Southern Methodist, 169; 7. Southern California, 160; 8. Alabama, 136; 9. Arizona St., 120; 10. Arizona, 105; 11. LSU, 82½; 12. Tennessee, 78; 13. Ohio St., 68; 14. (tie) Auburn and Iowa, 67; 16. Harvard, 54; 17. Southern Ill., 49; 18. Miami (Fla.), 46; 19. Iowa St., 42½; 20. Princeton, 36; 21. Texas A&M, 27; 22. Army, 25; 23. South Carolina, 25; 24. Indiana, 24; 25. Michigan, 23; 26. Nebraska, 22; 27. Pepperdine, 18½; 28. Cincinnati, 16; 29. Cornell, 13; 30. Florida St., 11; 31. (tie) New Mexico, North Carolina and West Va., 9; 34. (tie) Washington and Wisconsin, 6; 36. (tie) Hawaii and Illinois, 5; 38. (tie) Clemson, Navy and Utah, 3; 41. (tie) Tulane and William & Mary, 2; 43. La Salle, 1.

1987: 1. Stanford, 374; 2. Southern California, 296; 3. Florida, 293; 4. California, 269; 5. Texas, 257; 6. Michigan, 174; 7. UCLA, 146; 8. LSU, 145; 9. Arizona, 142; 10. (tie) Arizona St. and South Carolina, 115; 12. Southern Methodist, 106; 13. Princeton, 70; 14. (tie) Auburn and Tennessee, 69; 16. Alabama, 68; 17. Iowa St., 56; 18. Iowa, 53; 19. Nebraska, 42; 20. Ohio St., 37; 21. Army, 34; 22. Harvard, 33; 23. Cincinnati, 32; 24. Southern Ill., 31; 25. (tie) Utah and Wisconsin, 27; 27. Arkansas, 25; 28. Indiana, 23; 29. Miami (Fla.), 20; 30. Wyoming, 18; 31. New Mexico, 16; 32. Kansas, 13; 33. (tie) Minnesota and Virginia, 7; 35. Illinois, 6; 36. UC Santa Barb., 5; 37. (tie) Clemson and Michigan St., 4; 39. (tie) Cornell and Maryland, 3.

1988: 1. Texas, 424; 2. Southern California, 369½; 3. Stanford, 276½; 4. California, 250; 5. Michigan, 203½; 6. LSU, 164; 7. UCLA, 154; 8. Florida, 131½; 9. Southern Methodist, 129; 10. Nebraska, 125; 11. South Carolina, 94½; 12. Arizona, 88½; 13. Iowa, 83; 14. Alabama, 78; 15. Auburn, 64; 16. Indiana, 58; 17. Arizona St., 53; 18. Wyoming, 47; 19. North Carolina, 46; 20. Iowa St., 43; 21. Ohio St., 42; 22. Virginia, 35½; 23. Tennessee, 33½; 24. Arkansas, 28; 25. Utah, 24; 26. Southern Ill., 21; 27. UNLV, 15; 28. (tie) Harvard, Kansas, Maryland and Michigan St., 12; 32. (tie) Long Beach St. and

Minnesota, 11; 34. Princeton, 7½; 35. (tie) New Mexico, Ohio and Wisconsin, 6; 38. Syracuse, 5½; 39. (tie) Miami (Fla.) and Texas A&M, 4; 41. (tie) Georgia and Purdue, 2; 43. Bucknell, 1.

1989: 1. Texas, 475; 2. Stanford, 396; 3. Michigan, 315; 4. UCLA, 313½; 5. Southern California, 304; 6. California, 252; 7. Florida, 187; 8. Iowa, 176; 9. Tennessee, 160; 10. Nebraska, 145; 11. Minnesota, 111; 12. Indiana, 108; 13. Kansas, 87; 14. Southern Methodist, 84; 15. Arizona, 81; 16. South Carolina, 76; 17. Harvard, 73; 18. Cincinnati, 70; 19. Virginia, 69; 20. Alabama, 68; 21. Princeton, 56½; 22. Auburn, 49; 23. (tie) LSU and Ohio St., 48; 25. Arkansas, 39; 26. Georgia, 23; 27. (tie) Arizona St. and Southern Ill., 21; 29. (tie) Michigan St. and UNLV, 17; 31. (tie) Clemson and Miami (Ohio), 13; 33. (tie) Penn St. and Washington, 9; 35. (tie) UC Irvine and Iowa St., 7; 37. Utah, 6; 38. North Carolina, 4; 39. (tie) Maryland and Pittsburgh, 2.

1990: 1. Texas, 506; 2. Southern California, 423; 3. Stanford, 354; 4. Michigan, 351½; 5. Florida, 305; 6. UCLA, 244; 7. California, 204; 8. Tennessee, 195; 9. Alabama, 176; 10. Arizona, 154; 11. Southern Methodist, 152; 12. Nebraska, 108½; 13. Princeton, 96; 14. Iowa, 88; 15. LSU, 87; 16. Arizona St., 65; 17. Indiana, 57; 18. Cincinnati, 44; 19. South Carolina, 42; 20. Southern Ill., 36; 21. Ohio St., 27; 22. UNLV, 26; 23. (tie) UC Irvine and New Mexico, 25; 25. Illinois, 22; 26. Virginia, 21; 27. Minnesota, 19; 28. Iowa St., 17; 29. American, 15; 30. (tie) Georgia and North Carolina, 14; 32. (tie) Texas A&M and Utah, 13; 34. Miami (Fla.), 12; 35. (tie) Hawaii and North Carolina St., 10; 37. (tie) Michigan St., Washington and Wisconsin, 9; 40. (tie) Miami (Ohio) and Pittsburgh, 7; 42. UC Santa Barb., 6; 43. Harvard, 4; 44. (tie) Arkansas and Florida St., 2; 46. Colgate, 1.

1991: 1. Texas, 476; 2. Stanford, 420; 3. Florida, 313; 4. Southern California, 312½; 5. Tennessee, 249; 6. Michigan, 245½; 7. Arizona, 195; 8. Southern Methodist, 183; 9. Arizona St., 179; 10. UCLA, 168; 11. Alabama, 139; 12. Iowa, 134; 13. California, 103; 14. LSU, 93; 15. Indiana, 85; 16. South Carolina, 79½; 17. Miami (Fla.), 75; 18. Minnesota, 68; 19. Ohio St., 66; 20. Auburn, 42; 21. North Carolina, 40; 22. American, 39; 23. Princeton, 32; 24. (tie) Michigan St. and Southern Ill., 31; 26. Washington, 29; 27. Wisconsin, 21; 28. Florida St., 19; 29. New Mexico, 17½; 30. (tie) Utah and Virginia, 13; 32. (tie) UC Santa Barb., Nebraska and Pittsburgh, 9; 35. Air Force, 8; 36. (tie) Pennsylvania and Texas A&M, 7; 38. Arkansas, 6; 39. (tie) Harvard, Maryland and North Carolina St., 2; 42. Penn St., 1.

1992: 1. Stanford, 632; 2. Texas, 356; 3. UCLA, 310; 4. California, 265; 5. Arizona, 238; 6. Minnesota, 217; 7. Southern California, 211; 8. Southern Methodist, 198; 9. Florida, 196; 10. Michigan, 184; 11. Tennessee, 150; 12. Miami (Fla.), 123; 13. Iowa, 122; 14. Arizona St., 121; 15. Auburn, 85; 16. Ohio St., 73; 17. Indiana, 58; 18. North Carolina, 54; 19. Virginia, 51; 20. Alabama, 50; 21. Harvard, 43; 22. Michigan St., 34; 23. UC Santa Barb., 30; 24. Wisconsin, 28; 25. Southern Ill., 21; 26. Florida St., 20; 27. Nebraska, 18; 28. North Carolina St., 17; 29. Kansas, 16; 30. (tie) Lafayette and Princeton, 15; 32. (tie) Georgia and LSU, 13; 34. Cincinnati, 11; 35. (tie) Eastern Mich., Penn St. and Purdue, 5; 38. South Carolina, 4; 39. Iowa St., 3; 40. Miami (Ohio), 2.

1993: 1. Stanford, 520½; 2. Michigan, 396; 3. Texas, 326; 4. Arizona, 263; 5. UCLA, 260; 6. Auburn, 215; 7. California, 175; 8. Tennessee, 170; 9. Florida, 157½; 10. Southern Methodist, 148½; 11. Minnesota, 137½; 12. Miami (Fla.), 135; 13. Southern California, 129½; 14. North Carolina, 96; 15. Georgia, 92; 16. Kansas, 83; 17. Iowa, 79; 18. Alabama, 71½; 20. Arizona St., 71; 21. Nebraska, 69; 22. Ohio St., 61; 23. LSU, 53; 24. Virginia, 40; 25. North Carolina St., 37; 26. Southern Ill., 25; 27. South Carolina, 24; 28. Syracuse, 20; 29. Wisconsin, 19; 30. (tie) Arkansas, Michigan St. and Texas A&M, 15; 33. Ball St., 10; 34. Pennsylvania, 9; 35. Air Force, 8; 36. (tie) Navy, Princeton and Purdue, 7; 39. New Mexico, 4; 40. (tie) Harvard and Utah, 3; 42. (tie) Indiana and Penn St., 1.

1994: 1. Stanford, 566½; 2. Texas, 445; 3. Michigan, 370; 4. Auburn, 301½; 5. California, 242½; 6. Southern California, 216½; 7. Minnesota, 193; 8. Florida, 171½; 9. Tennessee, 150½; 10. (tie) Alabama and Southern Methodist, 146; 12. UCLA, 112; 13. Arizona, 108; 14. Arizona St., 97; 15. Ohio St., 74; 16. Georgia, 71; 17. Iowa, 70; 18. Miami (Fla.), 65; 19. South Carolina, 42; 20. (tie) Arkansas and Michigan St., 38; 22. Virginia, 36; 23. Navy, 32; 24. Cincinnati, 29; 25. Kansas, 28; 26. Texas A&M, 25; 27. American, 23; 28. (tie) Indiana and LSU, 20; 30. North Carolina, 18; 31. Ball St., 16; 32. La-

Monroe, 15; 33. Pacific (Cal.), 12; 34. UC Santa Barb., 8; 35. Hawaii, 7; 36. Pittsburgh, 6; 37. TCU, 5; 38. Florida St., 4; 39. (tie) Nebraska and Wisconsin, 3; 42. Harvard, 2.

1995: 1. Michigan, 561; 2. Stanford, 475; 3. Auburn, 393; 4. Texas, 346; 5. California, 234; 6. Tennessee, 230; 7. Southern Methodist, 218; 8. Arizona, 211^{1/2}; 9. Minnesota, 211; 10. Southern California, 189; 11. Miami (Fla.), 169; 12. LSU, 116; 13. Iowa, 87^{1/2}; 14. Arizona St., 62; 15. Florida, 55; 16. Georgia, 53; 17. Indiana, 43; 18. Pacific (Cal.), 36; 19. Princeton, 33; 20. Iowa St., 29; 21. Navy, 26; 22. (tie) UC Santa Barb. and Virginia, 25; 24. Arkansas, 22; 25. Florida St., 21; 26. Alabama, 17; 27. (tie) Harvard and Nebraska, 14; 29. Penn St., 13; 30. South Carolina, 10; 31. Wyoming, 9; 32. North Carolina, 8; 33. (tie) Southern Ill., Texas A&M and Wisconsin, 6; 36. (tie) Kansas and Syracuse, 5; 38. (tie) New Mexico, Ohio St. and Pittsburgh, 4; 41. Utah, 3^{1/2}; 42. Villanova, 2^{1/2}; 43. Yale, 2; 44. (tie) Air Force and Washington, 1.

1996: 1. Texas, 479; 2. Auburn, 443^{1/2}; 3. Michigan, 358; 4. Stanford, 312; 5. Tennessee, 311^{1/2}; 6. Southern Methodist, 228; 7. Southern California, 188; 8. Miami (Fla.), 151; 9. Arizona St., 142; 10. Florida, 140; 11. Georgia, 127; 12. Minnesota, 116; 13. California, 114; 14. Arizona, 106^{1/2}; 15. North Carolina, 90; 16. Harvard, 68; 17. LSU, 59; 18. Florida St., 58; 19. Indiana, 55; 20. Fla. Atlantic, 54; 21. Navy, 50; 22. Texas A&M, 44^{1/2}; 23. Ohio St., 40; 24. Michigan St., 38; 25. Nebraska, 37; 26. Syracuse, 35; 27. Purdue, 34; 28. Arkansas, 29; 29. Villanova, 21; 30. (tie) Alabama and North Carolina St., 18; 32. Kentucky, 15; 33. Iowa, 13; 34. Kansas, 10; 35. American, 6; 36. (tie) Iowa St. and New Mexico, 5; 38. Hawaii, 4; 39. Northwestern, 3.

1997: 1. Auburn, 496^{1/2}; 2. Stanford, 340; 3. Georgia, 297; 4. Texas, 286; 5. Tennessee, 235^{1/2}; 6. Southern California, 235; 7. Michigan, 209; 8. Miami (Fla.), 197; 9. Florida St., 160; 10. Southern Methodist, 157; 11. Arizona St., 113; 12. (tie) Minnesota and Nebraska, 109; 14. LSU, 103; 15. California, 95; 16. Arizona, 84; 17. Florida, 80; 18. Harvard, 75^{1/2}; 19. Purdue, 57^{1/2}; 20. (tie) Indiana and Virginia, 55; 22. North Carolina, 45; 23. (tie) Alabama and Texas A&M, 40; 25. Ohio St., 35; 26.

Kentucky, 34; 27. (tie) Kansas and Villanova, 30; 29. Syracuse, 28; 30. UC Santa Barb., 26^{1/2}; 31. Pittsburgh, 25; 32. Brigham Young, 21^{1/2}; 33. Eastern Mich., 14; 34. Toledo, 12; 35. (tie) Fla. Atlantic and Iowa St., 11; 37. North Carolina St., 8; 38. Northwestern, 6; 39. Hawaii, 5; 40. UNLV, 4; 41. Iowa, 3; 42. (tie) New Mexico and TCU, 1.

1998: 1. Stanford, 599; 2. Auburn, 394^{1/2}; 3. Texas, 362^{1/2}; 4. Tennessee, 233; 5. Southern California, 220; 6. Arizona, 185; 7. Georgia, 175^{1/2}; 8. California, 175; 9. Southern Methodist, 155^{1/2}; 10. Arizona St., 143; 11. Harvard, 136; 12. Michigan, 134; 13. Florida St., 130; 14. Minnesota, 105; 15. Miami (Fla.), 100; 16. Texas A&M, 91; 17. Virginia, 89; 18. Nebraska, 80; 19. LSU, 77; 20. Ohio St., 67; 21. Indiana, 56; 22. Brigham Young, 50^{1/2}; 23. Cincinnati, 41; 24. Kentucky, 39; 25. Alabama, 34; 26. Florida, 19; 27. (tie) UC Santa Barb. and Kansas, 16; 29. Eastern Mich., 15; 30. (tie) UNLV, North Carolina and Syracuse, 12; 33. Iowa, 11; 34. Purdue, 10; 35. Iowa St., 8; 36. Maryland, 1; 37. South Carolina, 1^{1/2}.

1999: 1. Auburn, 467^{1/2}; 2. Stanford, 414^{1/2}; 3. Texas, 356^{1/2}; 4. California, 300^{1/2}; 5. Arizona, 296; 6. Southern California, 286^{1/2}; 7. Tennessee, 171; 8. Michigan, 169; 9. Georgia, 149^{1/2}; 10. Texas A&M, 148; 11. Nebraska, 139; 12. Florida St., 136^{1/2}; 13. Miami (Fla.), 128; 14. Virginia, 114; 15. Minnesota, 112; 16. Arizona St., 84^{1/2}; 17. Florida, 67; 18. LSU, 53; 19. Hawaii, 49; 20. Penn St., 41; 21. Indiana, 38; 22. Alabama, 35; 23. Miami (Ohio), 25; 24. (tie) UC Santa Barb. and Harvard, 24; 26. Brigham Young, 22^{1/2}; 27. Cincinnati, 18; 28. Northwestern, 16; 29. UNLV, 14; 30. North Carolina, 13; 31. Purdue, 12; 32. (tie) Eastern Mich. and Southern Methodist, 11; 34. North Carolina St., 8; 35. Kansas, 7; 36. (tie) Central Conn. St. and South Carolina, 5; 38. Wisconsin, 4^{1/2}; 39. (tie) Iowa and New Mexico, 1.

2000: 1. Texas, 538; 2. Auburn, 385; 3. Arizona, 360^{1/2}; 4. Stanford, 279^{1/2}; 5. California, 279; 6. Southern California, 249; 7. (tie) Tennessee and Minnesota, 219; 9. Florida, 207; 10. Arizona St., 152^{1/2}; 11. Miami (Fla.), 152; 12. Virginia, 131; 13. Nebraska, 129; 14. Michigan, 119; 15. (tie) Georgia and Hawaii, 92; 17. Texas A&M, 57; 18. South Carolina, 54; 19. Penn St., 42; 20. Kentucky, 30^{1/2}; 21. North Carolina St., 29; 22. Alabama, 26; 23. LSU, 25; 24. Central Conn. St., 22; 25. UNLV, 21; 26. Harvard, 20; 27. Purdue, 16; 28. (tie) Iowa and North

Carolina, 13; 30. Indiana, 10; 31. Pacific (Cal.), 6; 32. Ohio St., 5; 33. (tie) Wisconsin and Brigham Young, 4; 35. (tie) Pittsburgh and Iowa St., 3; 37. Columbia, 1.

2001: 1. Texas, 597^{1/2}; 2. Stanford, 457^{1/2}; 3. Tennessee, 330^{1/2}; 4. Southern California, 299; 5. Florida, 265; 6. Arizona, 251; 7. Auburn, 236; 8. California, 191; 9. Minnesota, 176; 10. Michigan, 161; 11. Texas A&M, 156; 12. Southern Methodist, 88; 13. Virginia, 82; 14. Arizona St., 79; 15. Georgia, 78; 16. Penn St., 72^{1/2}; 17. Kentucky, 53; 18. Wisconsin, 43; 19. LSU, 39; 20. South Carolina, 38; 21. Miami (Fla.), 37; 22. Harvard, 32; 23. Northwestern, 27; 24. Iowa St., 26; 25. Purdue, 21; 26. (tie) Indiana and Ohio St., 20; 28. Columbia, 11; 29. Georgia Tech, 10; 30. (tie) Syracuse, North Carolina St., Brigham Young and UNLV, 7; 34. Yale, 6.

2002: 1. Texas, 512; 2. Stanford, 501; 3. Auburn, 365^{1/2}; 4. Florida, 277; 5. Southern California, 272; 6. California, 271; 7. Arizona, 242; 8. Minnesota, 216; 9. Michigan, 183; 10. Georgia, 167; 11. Virginia, 157^{1/2}; 12. Tennessee, 144; 13. Miami (Fla.), 106; 14. Arizona St., 84; 15. Penn St., 54; 16. Kentucky, 50; 17. Harvard, 42; 18. Wisconsin, 41^{1/2}; 19. Northwestern, 39; 20. Alabama, 34; 21. Texas A&M, 33; 22. Southern Methodist, 29^{1/2}; 23. Brigham Young, 21; 24. Pittsburgh, 18; 25. UNC Wilmington, 15; 26. South Carolina, 14; 27. (tie) LSU, Hawaii and Georgia Tech, 11; 30. Washington, 9; 31. North Carolina, 7; 32. Indiana, 5; 33. (tie) Cincinnati and Purdue, 3; 35. (tie) UNLV, Iowa, Drexel and Princeton, 2.

2003: 1. Auburn, 609^{1/2}; 2. Texas, 413; 3. Stanford, 374; 4. California, 329; 5. Southern California, 268; 6. Florida, 232; 7. Minnesota, 228; 8. Arizona, 205; 9. Michigan, 173^{1/2}; 10. Virginia, 125; 11. Arizona St., 116^{1/2}; 12. Alabama, 115; 13. Wisconsin, 105; 14. Georgia, 104; 15. Texas A&M, 90; 16. Tennessee, 86; 17. Kentucky, 70; 18. LSU, 58; 19. Princeton, 43; 20. South Carolina, 31; 21. Indiana, 24; 22. (tie) Brigham Young and Miami (Fla.), 22; 24. Hawaii, 21; 25. Southern Methodist, 20; 26. Northwestern, 19; 27. Oakland, 17; 28. (tie) Georgia Tech, Wyoming and American, 15; 31. Harvard, 13; 32. (tie) Florida St. and North Carolina, 9; 34. (tie) Purdue and Penn St., 7; 36. Pittsburgh, 6; 37. Missouri, 4; 38. Columbia, 3; 39. Iowa, 2; 40. Drexel, 1.

Swimming and Diving

DIVISION II



2003 Championships

Highlights

Panthers Pounce on Title: By grabbing three of four individual titles on the meet's last day, Drury unseated three-time defending champion Cal State Bakersfield March 12-15 in Grand Forks, North Dakota.

Drury's second title since 1999 was a team effort. Henrik Weible started the meet with a win in the 1,650-yard freestyle. He later won the 1,000-yard freestyle and took second in the 500-yard freestyle. Alex Perdomo and Ben Labowitch added more first-place points with wins in the 200-yard backstroke and the 200-yard breaststroke, respectively.

Some familiar names returned to the championship podium for the fourth straight year. Southern Connecticut State's Ben Michaelson dominated every event in which he competed. He won four titles — the 50- and 100-yard freestyle, and the 100- and 200-yard butterfly, setting meet records in each. Michaelson is the third swimmer in Division II history to win 10 career titles.

Clarion's Shawn Colten swept the diving events for the second straight year.

For the complete story, go to the March 31, 2003, issue of The NCAA News at www.ncaa.org on the World Wide Web.

TEAM STANDINGS

1. Drury.....	612	16. Henderson St.	80
2. Cal St. Bakersfield	535	17. Ouachita Baptist.....	73
3. North Dakota.....	392 1/2	18. Central Wash.	45
4. West Chester	321	19. Grand Valley St.....	39
5. UC Davis.....	225 1/2	20. Colorado Mines	34
6. Tampa.....	211	21. Metro St.	28 1/2
7. Delta St.	199	22. Ashland.....	27
8. Clarion.....	169	23. Wheeling Jesuit.....	25
9. South Dakota	159 1/2	24. Seattle.....	22
10. Indianapolis.....	158	25. Minn. St. Mankato.....	18
11. Southern Conn. St.....	157	26. Le Moyne	14
12. Truman	134	27. Shippensburg.....	11
13. Mo.-Rolla	97	Indiana (Pa.).....	11
14. UC San Diego.....	96	29. Kutztown.....	2
15. Wayne St. (Mich.).....	84	30. Lewis.....	1



Indianapolis' Orel Oral won the 100-yard backstroke and both individual medleys.

Photo by Dave Koeck/NCAA Photos

50-yard freestyle: Final—1. Ben Michaelson, Southern Conn. St., 19.93; 2. Brandon Deters, Grand Valley St., 20.33; 3. Travis Lansing, Cal St. Bakersfield, 20.69; 4. Raul Neukamp, Drury, 20.70; 5. Reggie Shearer, West Chester, 20.81; 6. Bobby Dmytrow, Cal St. Bakersfield, 20.87; 7. Peter Ranstead, Tampa, 20.91; 8. Andras Schonek, West Chester, 20.93. **Consolation**—9. Jermaine Britton, Cal St. Bakersfield, 20.72; 10. Dirk Craft, South Dakota, 20.85; 11. Bruno Fonseca, Indianapolis, 20.93; 12. Nathan Kremer, Drury, 20.96; 13. Sebastian Andersson, North Dakota, 21.03; 14. Pat Jacobson, UC Davis, 21.11; 15. Ryan Weathers, West Chester, 21.14; 16. Josh Rogers, Lewis, 21.57.

100-yard freestyle: Final—1. Ben Michaelson, Southern Conn. St., 43.73 (meet record; old record 44.16, Hilton Woods, Oakland, 1990); 2. Andras Schonek, West Chester, 45.14; 3. Raul Neukamp, Drury, 45.19; 4. Brandon Deters, Grand Valley St., 45.32; 5. Bobby Dmytrow, Cal St. Bakersfield, 45.54; 6. Peter Ranstead, Tampa, 46.28; 7. Reggie Shearer, West Chester, 46.30; 8. Fernando Alves, North Dakota, 47.02. **Consolation**—9. Ryan Weathers, West Chester, 45.98; 10. Travis Lansing, Cal St. Bakersfield, 46.11; 11. Sebastian Andersson, North Dakota, 46.13; 12. Nathan Kremer, Drury, 46.19; 13. Kevin Williams, UC Davis, 46.34; 14. Dirk Craft, South Dakota, 46.51; 15. Rinaldo Sinjago, Ouachita Baptist, 46.59; 16. Pat Jacobson, UC Davis, 46.68.

200-yard freestyle: Final—1. Andras Schonek, West Chester, 1:38.76; 2. Vlasta Burda, Cal St. Bakersfield, 1:38.84; 3. Sebastian Andersson, North Dakota, 1:39.25; 4. Rodrigo Cintra, North Dakota, 1:39.61; 5. Matt Davie, UC Davis, 1:39.75; 6. Ryan Norrie, Drury, 1:40.59; 7. Manny Colmenares, Cal St. Bakersfield, 1:40.64; 8. Ryan Weathers, West Chester, 1:40.81. **Consolation**—9. Jason Owen, Drury, 1:40.88; 10. Rick Nestler, Cal St. Bakersfield, 1:41.10; 11. Ben Oshri, Indiana (Pa.), 1:41.31; 12. Kyle Simas, Cal St. Bakersfield, 1:41.38; 13. Dagart Allison, UC San Diego, 1:41.47; 14. Tim Auty, Metro St., 1:42.35; 15. Sam Taylor, North Dakota, 1:42.51; 16. Jeff Schneider, North Dakota, 1:42.88.

500-yard freestyle: *Final*—1. Vlasta Burda, Cal St. Bakersfield, 4:24.52; 2. Henrik Weible, Drury, 4:25.83; 3. Rodrigo Cintra, North Dakota, 4:28.86; 4. Jason Owen, Drury, 4:29.74; 5. Matt Davie, UC Davis, 4:31.64; 6. Ryan Norrie, Drury, 4:31.67; 7. Andras Schonek, West Chester, 4:34.09; 8. Sean Seaver, Seattle, 4:35.93. *Consolation*—9. Cliff Brook, Central Wash., 4:34.05; 10. James Olson, Central Wash., 4:35.59; 11. Manny Colmenares, Cal St. Bakersfield, 4:35.88; 12. Christian Erard, Wayne St. (Mich.), 4:36.11; 13. Ryan Toman, Drury, 4:36.13; 14. Paul Mangen, Wheeling Jesuit, 4:37.31; 15. Craig Pickering, Ashland, 4:38.32; 16. Kyle Simas, Cal St. Bakersfield, 4:39.93.

1,000-yard freestyle: *Final*—1. Henrik Weible, Drury, 9:07.37; 2. (tie) Vlasta Burda, Cal St. Bakersfield, and Rodrigo Cintra, North Dakota, 9:08.67; 4. Jason Owen, Drury, 9:15.10; 5. Christian Erard, Wayne St. (Mich.), 9:21.77; 6. Matt Davie, UC Davis, 9:21.97; 7. Paul Mangen, Wheeling Jesuit, 9:25.98; 8. Ryan Toman, Drury, 9:26.92; 9. Alex Mahon, Drury, 9:27.02; 10. James Olson, Central Wash., 9:29.08; 11. Ryan Norrie, Drury, 9:29.52; 12. Craig Pickering, Ashland, 9:32.62; 13. Dagart Allison, UC San Diego, 9:33.48; 14. Manny Colmenares, Cal St. Bakersfield, 9:34.01; 15. Sean Seaver, Seattle U., 9:35.29; 16. Kyle Almoney, West Chester, 9:36.22.

1,650-yard freestyle: *Final*—1. Henrik Weible, Drury, 15:11.93; 2. Rodrigo Cintra, North Dakota, 15:28.68; 3. Jason Owen, Drury, 15:34.14; 4. Vlasta Burda, Cal St. Bakersfield, 15:38.11; 5. Alex Mahon, Drury, 15:44.39; 6. Christian Erard, Wayne St. (Mich.), 15:47.24; 7. James Olson, Central Wash., 15:52.77; 8. Matt Davie, UC Davis, 15:55.73; 9. Sean Seaver, Seattle, 15:59.13; 10. Ryan Toman, Drury, 16:01.43; 11. Craig Pickering, Ashland, 16:03.74; 12. Cliff Brooke, Central Wash., 16:10.63; 13. Paul Mange, Wheeling Jesuit, 16:11.18; 14. Kyle Almoney, West Chester, 16:12.59; 15. Robby Cooper, Truman, 16:16.21; 16. Dagart Allison, UC San Diego, 16:17.91.

100-yard backstroke: *Final*—1. Orel Oral, Indianapolis, 49.42; 2. Justin Whitaker, Delta St., 49.46; 3. Alexis Perdomo, Drury, 49.98; 4. Seth Dawson, Cal St. Bakersfield, 50.37; 5. Will Chidsey, Le Moyne, 50.45; 6. Patrick Weaver, Tampa, 50.91; 7. Aaron Bell, Clarion, 50.96; 8. Tim Byers, South Dakota, 51.69. *Consolation*—9. Chris Achey, Ouachita Baptist, 50.65; 10. Seth Aldrich, West Chester, 50.70; 11. Cagri Sapmaz, Delta St., 51.11; 12. Kyle Wooldridge, UC Davis, 51.46; 13. Jake Mills, North Dakota, 51.50; 14. Matt Jones, Cal St. Bakersfield, 51.54; 15. Matt Rowan, Kutztown, 51.59; 16. Mike Fahy, UC Davis, 51.64.

200-yard backstroke: *Final*—1. Alexis Perdomo, Drury, 1:49.03; 2. Seth Dawson, Cal St. Bakersfield, 1:49.73; 3. Mike Fahy, UC Davis, 1:50.16; 4. Aaron Bell, Clarion, 1:51.20; 5. Kyle Wooldridge, UC Davis, 1:51.58; 6. Les Bernys, Tampa, 1:51.88; 7. Matt Jones, Cal St. Bakersfield, 1:52.40; 8. Jason Enders, Shippensburg, 1:53.22. *Consolation*—9. Jack Pennuto, Mo.-Rolla, 1:51.79; 10. Justin Whitaker, Delta St., 1:52.00; 11. David Lutz, Wayne St. (Mich.), 1:52.47; 12. Ben Oshri, Indiana (Pa.), 1:52.70; 13. Tim Byers, South Dakota, 1:53.01; 14. Patrick Weaver, Tampa, 1:53.36; 15. Jake Mills, North Dakota, 1:54.05; 16. Zach Rhue, Cal St. Bakersfield, 1:54.72.

100-yard breaststroke: *Final*—1. Matt Goodwin, Tampa, 56.50; 2. Jeremy Wade, Henderson St., 56.63; 3. David Collins, Wayne St. (Mich.), 56.83; 4. Ben Chandlee, Clarion, 56.85; 5. Shane Copsey, Colorado Mines, 57.01; 6. Ben Labowitch, Drury, 57.11; 7. Jeff Schneider, North Dakota, 57.68; 8. Kevin Shortt, Tampa, 58.10. *Consolation*—9. Brett Going, UC San Diego, 57.55; 10. Justin Farmer, Henderson St., 57.82; 11. Lee Webber, Tampa, 57.94; 12. Dirk Craft, South Dakota, 58.18; 13. Phil Heller, Mo.-Rolla, 58.24; 14. Rob Small,

UC San Diego, 58.53; 15. Eddie Fernandez, UC Davis, 58.65; 16. Andy Harken, Truman, 59.12.

200-yard breaststroke: *Final*—1. Ben Labowitch, Drury, 2:01.65; 2. Orel Oral, Indianapolis, 2:01.73; 3. David Collins, Wayne St. (Mich.), 2:03.94; 4. Jeremy Wade, Henderson St., 2:04.38; 5. Shane Copsey, Colorado Mines, 2:05.83; 6. Lee Webber, Tampa, 2:06.88; 7. Phil Heller, Mo.-Rolla, 2:08.44; 8. Eddie Fernandez, UC Davis, disqualified. *Consolation*—9. Matt Goodwin, Tampa, 2:04.16; 10. Martin Bach, Drury, 2:07.20; 11. Jeff Schneider, North Dakota, 2:07.47; 12. Michael Baier, UC San Diego, 2:07.91; 13. Brett Going, UC San Diego, 2:08.22; 14. Matt Lind, South Dakota, 2:08.65; 15. Noah Pavlakovich, Metro St., 2:08.65; 16. Carl Crawford, Cal St. Bakersfield, 2:10.16.

100-yard butterfly: *Final*—1. Ben Michaelson, Southern Conn. St., 45.60 (meet record; old record 46.74, Michaelson, Southern Conn. St., 2002); 2. Fernando Alves, North Dakota, 47.84; 3. Bobby Dmytrow, Cal St. Bakersfield, 48.91; 4. Matt Pray, Truman, 49.06; 5. Raul Neukamp, Drury, 49.32; 6. Alexis Perdomo, Drury, 49.95; 7. Eduardo Canela, North Dakota, 49.99; 8. Chris Read, Henderson St., 50.59. *Consolation*—9. Kin Wong, Cal St. Bakersfield, 50.11; 10. (tie) Jermaine Britton, Cal St. Bakersfield, and Jason Sweger, West Chester, 50.35; 12. Matt Lind, South Dakota, 50.46; 13. Mert Saygin, Metro St., 50.92; 14. (tie) Kyle Almoney, West Chester, and Travis Low, UC Davis, 51.00; 16. Brian Teson, Truman, 51.11.

200-yard butterfly: *Final*—1. Ben Michaelson, Southern Conn. St., 1:43.30 (meet record; old record 1:45.25, Michaelson, Southern Conn. St., 2002); 2. Fernando Alves, North Dakota, 1:47.47; 3. Matt Pray, Truman, 1:47.99; 4. Jacob Fraire, Cal St. Bakersfield, 1:49.42; 5. Alexis Perdomo, Drury, 1:50.10; 6. Eduardo Canela, North Dakota, 1:50.74; 7. Kyle Almoney, West Chester, 1:51.90; 8. Kin Wong, Cal St. Bakersfield, 1:53.14. *Consolation*—9. Quinn Chaves, Cal St. Bakersfield, 1:51.88; 10. Jack Pennuto, Mo.-Rolla, 1:52.53; 11. Chris Read, Henderson St., 1:52.93; 12. Cliff Brooke, Central Wash., 1:53.53; 13. Garth Meacham, South Dakota, 1:54.19; 14. Matthew Houllier, Wheeling Jesuit, 1:54.54; 15. Jason Sweger, West Chester, 1:55.99; 16. Mert Saygin, Metro St., 1:56.38.

200-yard individual medley: *Final*—1. Orel Oral, Indianapolis, 1:49.01; 2. Seth Dawson, Cal St. Bakersfield, 1:50.60; 3. Jacob Fraire, Cal St. Bakersfield, 1:51.12; 4. Justin Whitaker, Delta St., 1:51.84; 5. Phil Heller, Mo.-Rolla, 1:53.00; 6. Fernando Alves, North Dakota, 1:53.17; 7. Matt Jones, Cal St. Bakersfield, 1:54.49; 8. Matt Lind, South Dakota, 1:54.76. *Consolation*—9. Eduardo Canela, North Dakota, 1:53.60; 10. Josh Otis, Truman, 1:53.81; 11. Martin Bach, Drury, 1:53.97; 12. Michael Baier, UC San Diego, 1:54.07; 13. Kyle Wooldridge, UC Davis, 1:54.41; 14. Topher Rowenhurst, Drury, 1:54.65; 15. Jack Pennuto, Mo.-Rolla, 1:54.81; 16. Jordy Troyan, West Chester, 1:55.16.

400-yard individual medley: *Final*—1. Orel Oral, Indianapolis, 3:55.00; 2. Henrik Weible, Drury, 3:56.97; 3. Seth Dawson, Cal St. Bakersfield, 4:00.81; 4. Ryan Toman, Drury, 4:01.56; 5. Craig Pickering, Ashland, 4:01.76; 6. Jacob Fraire, Cal St. Bakersfield, 4:01.83; 7. Matt Jones, Cal St. Bakersfield, 4:03.84; 8. Michael Baier, UC San Diego, 4:05.56. *Consolation*—9. Deniz Monkul, Indianapolis, 4:03.85; 10. Alex Ignatov, UC Davis, 4:04.17; 11. Brooks Masterson, Colorado Mines, 4:05.57; 12. Jordy Troyan, West Chester, 4:05.74; 13. Phil Heller, Mo.-Rolla, 4:05.76; 14. Paul Mangen, Wheeling Jesuit, 4:07.12; 15. Christian Erard, Wayne St. (Mich.), 4:07.17; 16. Jack Pennuto, Mo.-Rolla, 4:09.03.

One-meter diving: *Final*—1. Shawn Colten, Clarion, 465.70; 2. Nathan Brisley, Drury, 424.30; 3. Casey

Moseley, North Dakota, 394.15; 4. Jimmy McGee, Clarion, 385.45; 5. Mike Hahn, North Dakota, 383.05; 6. Geoff Doran, Drury, 382.80; 7. Patrick Krebs, Delta St., 377.80; 8. Dan Gay, South Dakota, 269.35; 9. Ray Murray, Clarion, 350.25; 10. Mike Schluckebier, Drury, 350.00; 11. Lucas Martin, Indianapolis, 337.65; 12. Mike Finnegan, Minn. St. Mankato, 336.40; 13. Sean Speigle, Delta St., 336.00; 14. Michael Bergen, West Chester, 323.15; 15. John Wood, Southern Conn. St., 312.70; 16. Brandon Peaney, Wayne St. (Mich.), 301.30.

Three-meter diving: *Final*—1. Shawn Colten, Clarion, 484.05; 2. Ray Murray, Clarion, 425.65; 3. Nathan Brisley, Drury, 423.50; 4. Patrick Krebs, Delta St., 421.50; 5. Jimmy McGee, Clarion, 393.40; 6. Mike Finnegan, Minn. St. Mankato, 392.10; 7. Dan Rudeen, North Dakota, 389.15; 8. Chris Totten, Wayne St. (Mich.), 388.65; 9. Casey Moseley, North Dakota, 362.75; 10. Benn Raap, Grand Valley St., 361.10; 11. Geoff Doran, Drury, 356.55; 12. Sean Speigle, Delta St., 345.90; 13. Mike Hahn, North Dakota, 342.05; 14. Mike Schluckebier, Drury, 340.00; 15. Lucas Martin, Indianapolis, 332.15; 16. John Wood, Southern Conn. St., 315.90.

200-yard freestyle relay: *Final*—1. West Chester (Gabe Melo, Andras Schonek, Ryan Weathers, Reggie Shearer), 1:21.65; 2. Cal St. Bakersfield, 1:22.34; 3. UC Davis, 1:22.69; 4. South Dakota, 1:22.92; 5. Drury, 1:23.49; 6. Tampa, 1:23.97; 7. Delta St., 1:23.98; 8. Truman, 1:24.12. *Consolation*—9. Ouachita Baptist, 1:25.26; 10. Mo.-Rolla, 1:25.47; 11. Southern Conn. St., 1:25.54; 12. North Dakota, 1:25.76; 13. Clarion, 1:26.06; 14. UC San Diego, 1:27.57; 15. Henderson St., disqualified.

400-yard freestyle relay: *Final*—1. West Chester (Ryan Weathers, Andras Schonek, Gabe Melo, Reggie Shearer), 3:01.03; 2. Drury, 3:02.54; 3. Southern Conn. St., 3:02.70; 4. Cal St. Bakersfield, 3:03.09; 5. South Dakota, 3:04.66; 6. Tampa, 3:05.46; 7. UC Davis, 3:05.87; 8. Delta St., 3:06.90. *Consolation*—9. Ouachita Baptist, 3:06.12; 10. North Dakota, 3:06.92; 11. UC San Diego, 3:07.86; 12. Mo.-Rolla, 3:08.73; 13. Clarion, 3:09.36; 14. Indianapolis, 3:09.73; 15. Henderson St., 3:10.28; 16. Metro St., 3:11.41.

800-yard freestyle relay: *Final*—1. Drury (Raul Neukamp, Ryan Norrie, Jason Owen, Henrik Weible), 6:38.48; 2. Cal St. Bakersfield, 6:41.68; 3. North Dakota, 6:42.79; 3. North Dakota, 6:42.79; 4. West Chester, 6:47.20; 5. UC San Diego, 6:49.10; 6. Truman, 6:52.45; 7. Southern Conn. St., 6:54.14; 8. UC Davis, 6:55.33; 9. Delta St., 6:55.71; 10. Ouachita Baptist, 6:56.64; 11. South Dakota, 6:57.86; 12. Tampa, 6:59.54; 13. Metro St., 7:00.38; 14. Mo.-Rolla, 7:00.68; 15. Clarion, 7:00.85.

200-yard medley relay: *Final*—1. Cal St. Bakersfield (Seth Dawson, Carl Crawford, Bobby Dmytrow, Travis Lansing), 1:31.75; 2. West Chester, 1:32.19; 3. North Dakota, 1:32.20; 4. Delta St., 1:32.50; 5. Drury, 1:32.71; 6. South Dakota, 1:33.00; 7. Indianapolis, 1:33.42; 8. UC Davis, 1:33.44. *Consolation*—9. Tampa, 1:32.60; 10. Truman, 1:33.26; 11. Ouachita Baptist, 1:33.57; 12. Henderson St., 1:33.64; 13. Metro St., 1:33.86; 14. Mo.-Rolla, 1:33.87; 15. Clarion, disqualified; 16. Southern Conn. St., disqualified.

400-yard medley relay: *Final*—1. North Dakota (Jake Mills, Jeff Schneider, Fernando Alves, Sebastian Andersson), 3:20.60; 2. Cal St. Bakersfield, 3:21.57; 3. Drury, 3:22.53; 4. Truman, 3:23.55; 5. Indianapolis, 3:24.76; 6. West Chester, 3:25.44; 7. Delta St., 3:26.07; 8. South Dakota, disqualified. *Consolation*—9. Tampa, 3:23.90; 10. UC Davis, 3:25.23; 11. Clarion, 3:26.44; 12. Henderson St., 3:26.92; 13. Mo.-Rolla, 3:28.67; 14. Southern Conn. St., 3:29.13; 15. UC San Diego, 3:32.44.

History

Team Results

Year	Champion	Coach	Points	Runner-Up	Points	Host or Site	Attendance
1964.....	Bucknell	Robert Latour	83	East Caro.	50	Grove City	—
1965.....	San Diego St.	Bill Burgess	168 1/2	Long Beach St.	147	Illinois St.	—
1966.....	San Diego St.	Bill Burgess	243 1/2	San Jose St.	213	Illinois St.	—
1967.....	UC Santa Barb.	Rick Rowland	255 1/2	UC Irvine	246	Commerce, Calif.	—
1968.....	Long Beach St.	Don Gambriel	349	Texas-Arlington	216	Emory	—
1969.....	UC Irvine	Albert Irwin	248	Kenyon	190	Springfield	—
1970.....	UC Irvine	Ed Newland	230	Springfield	166	Oakland	—
1971.....	UC Irvine	Ed Newland	242	South Fla.	176	Springfield	—
1972.....	Eastern Mich.	Mike Jones	222	UC Irvine	164	Wash. & Lee	—
1973.....	Cal St. Chico	Ernie Maglisch	262	Cal St. Northridge	164	Wayne St. (Mich.)	—
1974.....	Cal St. Chico	Ernie Maglisch	285	UC Irvine	212	Long Beach St.	—
1975.....	Cal St. Northridge	Pete Accardy	277	UC Davis	227	Cleveland St.	—
1976.....	Cal St. Chico	Ernie Maglisch	428	Cal St. Northridge	210	Springfield	1,079
1977.....	Cal St. Northridge	Pete Accardy	326	UC Irvine	283	Youngstown St.	1,567
1978.....	Cal St. Northridge	Pete Accardy	304	Cal St. Chico	305	Springfield	880
1979.....	Cal St. Northridge	Pete Accardy	384	Oakland	282	Northern Mich.	1,531
1980.....	Oakland	Ernie Maglisch	312	Cal St. Northridge	170	Youngstown St.	1,168
1981.....	Cal St. Northridge	Pete Accardy	349	Oakland	263	Youngstown St.	1,116
1982.....	Cal St. Northridge	Pete Accardy	444	Puget Sound	338	Clarion	1,347
1983.....	Cal St. Northridge	Pete Accardy	352 1/2	Oakland	244 1/2	Long Beach, Calif.	990
1984.....	Cal St. Northridge	Pete Accardy	319 1/2	Oakland	347 1/2	Hofstra	740
1985.....	Cal St. Northridge	Pete Accardy	488	Cal St. Bakersfield	226	Orlando, Fla.	637
1986.....	Cal St. Bakersfield	Ernie Maglisch	549	Cal St. Northridge	417 1/2	Orlando, Fla.	1,027
1987.....	Cal St. Bakersfield	Ernie Maglisch	479 1/2	Oakland	438	Long Beach, Calif.	1,141
1988.....	Cal St. Bakersfield	Ernie Maglisch	397	Oakland	246	Buffalo, N.Y.	1,190
1989.....	Cal St. Bakersfield	Ernie Maglisch	571	Oakland	344 1/2	Buffalo, N.Y.	1,168
1990.....	Cal St. Bakersfield	Ernie Maglisch	830	Oakland	406	Buffalo, N.Y.	1,047
1991.....	Cal St. Bakersfield	Ernie Maglisch	853	Oakland	686	Wis.-Milwaukee	1,906
1992.....	Cal St. Bakersfield	Ernie Maglisch	910	Clarion	652	North Dakota	1,000
1993.....	Cal St. Bakersfield	Ernie Maglisch	951	Oakland	481	Canton, Ohio	1,077
1994.....	Oakland	Peter Hovland	791	Cal St. Bakersfield	549 1/2	Canton, Ohio	1,217
1995.....	Oakland	Peter Hovland	890	Cal St. Bakersfield	718 1/2	Canton, Ohio	1,500
1996.....	Oakland	Peter Hovland	869 1/2	Cal St. Bakersfield	573	North Dakota	1,205
1997.....	Oakland	Peter Hovland	767	Drury	640	San Antonio	880
1998.....	Cal St. Bakersfield	Bob Steele	730	Drury	623	Ashland	3,103
1999.....	Drury	Brian Reynolds	829	Cal St. Bakersfield	637	Buffalo, N.Y.	2,190
2000.....	Cal St. Bakersfield	Bob Steele	687	Drury	557	Buffalo, N.Y.	1,135
2001.....	Cal St. Bakersfield	Bob Steele	621	Drury	630	Canton, Ohio	1,992
2002.....	Cal St. Bakersfield	Bob Steele	529	North Dakota	562 1/2	Orlando, Fla.	1,420
2003.....	Drury	Brian Reynolds	612	Cal St. Bakersfield	507	North Dakota	—
					535		

TEAM CHAMPIONSHIPS

Cal St. Bakersfield 12, Cal St. Northridge 9, Oakland 5, UC Davis 3, Clarion 3, Drury 2, San Diego St. 2, Bucknell, Eastern Mich., Long Beach St., UC Santa Barb., 1 each.

INDIVIDUAL CHAMPIONSHIPS

(Note: These totals include co-championships. Relay victories count one for each event.)

Oakland 109, Cal St. Bakersfield 102, Cal St. Northridge 67, Drury 55, UC Irvine 43, Cal St. Chico 33, UC Davis 31, Clarion 26, Puget Sound 20, Long Beach St. 18, Southern Conn. St. 18, Shippensburg 13, Eastern Ill. 10, Johns Hopkins 10, Texas-Arlington 10, Bucknell 9, Springfield 9, Ouachita Baptist 8, Kenyon 8, Ashland 7, UC Santa Barb. 7, Cal Poly 7, Indianapolis 7, South Fla. 7, Tampa 7, San Diego St. 6, Wesleyan (Conn.) 6, Amherst 5, North Dakota 5, Northern Mich. 5, Salem Int'l 5, Catholic 4, East Caro. 4, Eastern Mich. 4, West Chester 4, Cal St. L.A. 3, Hamilton 3, Ill.-Chicago 3, Metro St. 3, Mo.-Rolla 3, Pacific (Cal.) 3, Wright St. 3, Cal St. Fullerton 2, Chicago St. 2, Colorado Mines 2, Denver 2, Evansville 2, Monmouth 2, Northern Colo. 2, Oneonta St. 2, San Jose St. 2, South Dakota 2, Trinity (Conn.) 2, Wheaton (Ill.) 2, American, UC Riverside, Cal

St. Hayward, Delta St., Fla. Atlantic, Humboldt St., Indiana (Pa.), Indiana St., La Salle, Mass.-Lowell, Rensselaer, Southeast Mo. St., Southern Ore. St., Wayne St. (Mich.), Western St., Wheeling Jesuit, Youngstown St., 1 each.

Championships Records

50-YARD FREESTYLE

19.84—John Berry, Ouachita Baptist, 3-8-2000.

100-YARD FREESTYLE

43.73—Ben Michaelson, Southern Conn. St., 3-15-2003.

200-YARD FREESTYLE

1:35.81—John Keppeler, UC Davis, 3-11-93.

500-YARD FREESTYLE

4:22.58—Vlasta Burda, Cal St. Bakersfield, 3-16-2002.

1000-YARD FREESTYLE

9:02.51—Vlasta Burda, Cal St. Bakersfield, 3-16-2002.

1,650-YARD FREESTYLE

15:07.80—Rodrigo Cintra, North Dakota, 3-16-2002.

100-YARD BACKSTROKE

48.37—John Keppeler, UC Davis, 3-12-93.

200-YARD BACKSTROKE

1:45.53—Derek Guffey, Cal St. Bakersfield, 3-11-2000.

100-YARD BREASTSTROKE

55.15—Robert Jackson, Puget Sound, 3-20-81.

200-YARD BREASTSTROKE

1:59.15—David Huston, Cal St. Bakersfield, 3-12-94.

100-YARD BUTTERFLY

45.60—Ben Michaelson, Southern Conn. St., 3-13-2003.

200-YARD BUTTERFLY

1:43.30—Ben Michaelson, Southern Conn. St., 3-14-2003.

200-YARD INDIVIDUAL MEDLEY

1:48.45—Orel Oral, Indianapolis, 3-8-2000.

400-YARD INDIVIDUAL MEDLEY

3:52.35—Marcin Malinski, Drury, 3-11-99.

200-YARD FREESTYLE RELAY

1:20.95—Oakland (Jon Teal, Eric McIlquham, Jeff Seifert, Richie Orr), 3-15-91.

400-YARD FREESTYLE RELAY

2:58.90—Cal St. Bakersfield (Chris Perier, Rasmus Jensen, Petr Kladiva, James Hassett), 3-14-92.

800-YARD FREESTYLE RELAY

6:36.67—Cal St. Bakersfield (Rasmus Jensen, James Hassett, Chris Perier, Brent Katzer), 3-14-91.

200-YARD MEDLEY RELAY

1:30.27—Oakland (Richie Orr, Matt Michaels, Eric McIlquham, Jeff Seifert), 3-13-91.

400-YARD MEDLEY RELAY

3:18.40—Oakland (Carl Boyd, Jeff Van Norman, Eric McIlquham, Jon Teal), 3-12-92.

MISCELLANEOUS**INDIVIDUAL CHAMPIONS, YEAR**

14—Oakland, 1995; Drury, 1999.
12—Drury, 1997.
11—Cal St. Bakersfield, 1992.

INDIVIDUAL TITLES, YEAR

4—Ondrej Bures, Cal St. Bakersfield, 1990 (500 free, 1,650 free, 200 fly, 400 IM); John Keppeler, UC Davis, 1993 (200 free, 100 back, 200 back, 200 IM), also swam on one winning relay; 1994 (100 free, 200 free, 100 back, 200 back), also swam on one winning relay; David Huston, Cal St. Bakersfield, 1994 (100 breast, 200 breast, 200 IM, 400 IM), also swam on one winning relay; Peter Domanicky, Drury, 1997 (50 free, 100 free, 100 back, 100 fly), also swam on two winning relays; Marcin Malinski, Drury, 1999 (200 fly, 200 IM, 400 IM, 200 breast), also swam on one winning relay; Ben Michaelson, Southern Conn. St., 2002 (50 free, 100 free, 100 fly, 200 fly); Individual Titles, Career

10—Mike Martin, UC Irvine, (200 free 1969-70-71, 500 free 1968-69-70-71, 1,650 free 1969-70-71), also swam on six winning relays; Ondrej Bures, Cal St. Bakersfield (500 free 1990, 1,650 free 1990-92-93, 200 fly 1990-92-93, 400 IM 1990-92-93), also swam on one winning relay; Ben Michaelson, Southern Conn. St. (100 fly 2001-02-03, 200 fly 2001-02-03, 50 free 2002-03, 100 free, 2002-03)

9—Bill Milne, Johns Hopkins, (100 fly 1971-72-73-74, 200 fly 1972-73-74, 200 IM 1973-74); Jeff Thornton, Cal St. Northridge (200 free 1979, 500 free 1979-80-81-82, 1,650 free 1979-80-81-82), also swam on four winning relays; David Huston, Cal St. Bakersfield (100 breast 1992-93-94, 200 breast 1991-92-93-94, 200 IM 1994, 400 IM 1994), also swam on two winning relays; David Aniot, Drury (100 breast 1995-96-97-98, 200 breast 1995-98, 200 IM 1996-97-98), also swam on three winning relays; Miroslav Bobak, Drury (200 free 1996-97-99, 500 free 1996-97-99, 1,650 free 1996-97-99), also swam on two winning relays; Vlasta Burda, Cal St. Bakersfield (200 free 2000-02, 500 free 2000-01-02-03, 1,000 free 2001-02, 1,650 free 2001) also swam on three winning relays.

8—Tracy Huth, Oakland (200 IM 1981-82-83-84, 400 IM 1981-82-83-84), also swam on five winning relays; John Keppeler, UC Davis (200 IM 1993, 100 free 1994, 200 free 1993-94, 100 back 1993-94, 200 back 1993-94), also swam on two winning relays.

REPEAT CHAMPIONSHIPS

4—Mike Martin, UC Irvine (500 free 1968-69-70-71); Bill Milne, Johns Hopkins (100 fly 1971-72-73-74); Mark Doyle, Oakland (100 back 1978-79-80-81); Jeff Thornton, Cal St. Northridge (500 free 1979-80-81-82, 1,650 free 1979-80-81-82); Robert Jackson, Puget Sound (100 breast 1979-80-81-82); Tracy Huth, Oakland (200 IM 1981-82-83-84, 400 IM 1981-82-83-84); David Huston, Cal St. Bakersfield (200 breast 1991-92-93-94); David Aniot, Drury (100 breast 1995-96-97-98); John Berry, Ouachita Baptist (50 free 1998-99-2000-01); Vlasta Burda, Cal St. Bakersfield (500 free 2000-01-02-03).

Individual Champions**50-YARD FREESTYLE**

1964 James Van Kernen, Wesleyan (Conn.), 21.7
1965 James Van Kernen, Wesleyan (Conn.), 22.0
1966 Phil Strick, Pacific (Cal.), 21.7
1967 Chris Williams, San Diego St., 22.0
1968 Randy Grimm, Long Beach St., 21.79
1969 Francis Meyer, Springfield, 22.02
1970 Colin Montgomery, Ashland, 22.21
1971 Martin Voves, Cal St. Hayward, 22.09
1972 Jeff Rogers, Ashland, 21.70
1973 Mike Carnahan, UC Irvine, 20.926
1974 Mike Chapman, UC Davis, 21.508
1975 Tim Allen, Springfield, 21.314
1976 Peter Hovland, Cal St. Chico, 21.309
1977 Michael Kelly, UC Irvine, 21.079
1978 Dave Tittle, Cal St. Chico, 21.198
1979 Dan Camilli, UC Davis, 21.07
1980 Craig Dinkel, Cal St. Northridge, 20.55
1981 Jeff Parrish, Cal St. Northridge, 21.00
1982 Vernon Rogers, UC Davis, 21.01
1983 Tom Harvill, Cal St. Chico, 21.02
1984 Vernon Rogers, UC Davis, 20.72
1985 Kennon Heard, Cal St. Bakersfield, 20.68
1986 Ed La Noue, Shippensburg, 20.39
1987 Ed La Noue, Shippensburg, 20.49
1988 Hilton Woods, Oakland, 20.23
1989 Hilton Woods, Oakland, 20.35
1990 Hilton Woods, Oakland, 20.61
1991 Petr Kladiva, Cal St. Bakersfield, 20.30
1992 Petr Kladiva, Cal St. Bakersfield, 20.53
1993 Jeremy Brannon, Cal Poly, 20.65
1994 Morgan Bailey, Oakland, 20.73
1995 Darwin Strickland, Metro St., 20.75
1996 Raffi Karapetian, Oakland, 20.09
1997 Peter Domanicky, Drury, 20.37
1998 John Berry, Ouachita Baptist, 20.39
1999 John Berry, Ouachita Baptist, 20.26
2000 John Berry, Ouachita Baptist, 20.19
2001 John Berry, Ouachita Baptist, 20.06
2002 Ben Michaelson, Southern Conn. St., 20.11
2003 Ben Michaelson, Southern Conn. St., 19.93

100-YARD FREESTYLE

1964 James Van Kernen, Wesleyan (Conn.), 47.9
1965 Gary Ilman, Long Beach St., 47.8
1966 Don Roth, UC Santa Barb., 47.1
1967 Dave Belknap, UC Irvine, 48.9
1968 Randy Grimm, Long Beach St., 47.57
1969 Jim Kohnowich, Southern Conn. St., 47.78
1970 Francis Meyer, Springfield, 48.32
1971 Richard Eason, UC Irvine, 47.89
1972 Robert Crosby, Eastern Mich., 48.11
1973 Mike Carnahan, UC Irvine, 46.936
1974 Chris Webb, Cal St. Chico, 47.526
1975 Tim Allen, Springfield, 46.546
1976 Peter Hovland, Cal St. Chico, 46.442
1977 Dave Tittle, Cal St. Chico, 45.739
1978 Craig Dinkel, Cal St. Northridge, 45.951
1979 Craig Dinkel, Cal St. Northridge, 46.71
1980 Craig Dinkel, Cal St. Northridge, 45.55
1981 Victor Swanson, Puget Sound, 46.14
1982 Vernon Rogers, UC Davis, 46.22
1983 Tom Harvill, Cal St. Chico, 45.33
1984 Vernon Rogers, UC Davis, 45.38
1985 Jim Hersh, Clarion, 45.50
1986 Bartt Frey, Cal St. Bakersfield, 45.20
1987 Ed La Noue, Shippensburg, 44.89
1988 Ted Hollahan, Cal St. Northridge, 44.65
1989 Ted Hollahan, Cal St. Northridge, 45.01
1990 Hilton Woods, Oakland, 44.16
1991 Petr Kladiva, Cal St. Bakersfield, 44.62
1992 Jon Teal, Oakland, 44.80
1993 Rasmus Jensen, Cal St. Bakersfield, 45.49
1994 John Keppeler, UC Davis, 44.19
1995 Darwin Strickland, Metro St., 45.32
1996 Darwin Strickland, Metro St., 44.92
1997 Peter Domanicky, Drury, 45.45
1998 John Berry, Ouachita Baptist, 45.27
1999 Valentin Serafimov, Drury, 44.39
2000 John Berry, Ouachita Baptist, 44.46
2001 Tea Austin, UC Davis, 44.27
2002 Ben Michaelson, Southern Conn. St., 44.24
2003 Ben Michaelson, Southern Conn. St., 43.73

200-YARD FREESTYLE

1964 Bill Birch, Long Beach St., 1:50.6
1965 Gary Ilman, Long Beach St., 1:47.1
1966 Don Roth, UC Santa Barb., 1:46.1
1967 Mike Gerry, San Diego St., 1:47.4
1968 Dave Gray, UC Santa Barb., 1:45.1
1969 Mike Martin, UC Irvine, 1:44.83
1970 Mike Martin, UC Irvine, 1:43.96
1971 Mike Martin, UC Irvine, 1:43.79
1972 Jim Fergus, UC Irvine, 1:46.32
1973 Mike Carnahan, UC Irvine, 1:45.007
1974 Peter Hovland, Cal St. Chico, 1:43.305
1975 Herb Bishop, Cal St. Northridge, 1:42.406
1976 Peter Hovland, Cal St. Chico, 1:40.416
1977 Dave Tittle, Cal St. Chico, 1:40.607
1978 Dave Tittle, Cal St. Chico, 1:39.809
1979 Jeff Thornton, Cal St. Northridge, 1:41.87
1980 Mark Vagle, Oakland, 1:40.56
1981 Mark Vagle, Oakland, 1:40.80
1982 Robby Cordoes, Cal St. Northridge, 1:41.62
1983 Jan Brockmar, Tampa, 1:41.80
1984 Vernon Rogers, UC Davis, 1:41.00
1985 Richard Ford, Cal St. Bakersfield, 1:39.52
1986 Bartt Frey, Cal St. Bakersfield, 1:39.35
1987 Bartt Frey, Cal St. Bakersfield, 1:39.45
1988 Ted Hollahan, Cal St. Northridge, 1:37.37
1989 Hilton Woods, Oakland, 1:38.35
1990 John Kunishima, Cal St. Northridge, 1:37.78
1991 James Hassett, Cal St. Bakersfield, 1:38.53
1992 James Hassett, Cal St. Bakersfield, 1:37.47
1993 John Keppeler, UC Davis, 1:35.81
1994 John Keppeler, UC Davis, 1:37.05
1995 James Collins, Oakland, 1:40.56
1996 Miroslav Bobak, Drury, 1:39.01
1997 Miroslav Bobak, Drury, 1:38.65
1998 Predrag Stojadinovic, Salem Int'l, 1:39.34
1999 Miroslav Bobak, Drury, 1:38.56
2000 Vlasta Burda, Cal St. Bakersfield, 1:38.72
2001 Brad Morris, Cal St. Bakersfield, 1:38.32
2002 Vlasta Burda, Cal St. Bakersfield, 1:38.55
2003 Andras Schonek, West Chester, 1:38.76

500-YARD FREESTYLE

1964 Bill Birch, Long Beach St., 5:11.3
1965 Mike Gerry, San Diego St., 5:03.0
1966 Dave Tyler, Trinity (Conn.), 5:04.2
1967 Dave Gray, UC Santa Barb., 4:55.7
1968 Mike Martin, UC Irvine, 4:46.45
1969 Mike Martin, UC Irvine, 4:41.36
1970 Mike Martin, UC Irvine, 4:43.17
1971 Mike Martin, UC Irvine, 4:43.51
1972 Tom Boughey, UC Irvine, 4:47.71
1973 Tom Boughey, UC Irvine, 4:45.561
1974 Paul Karas, Oakland, 4:44.432
1975 Boyd Philpot, UC Irvine, 4:36.268
1976 Larry Gates, Cal St. Chico, 4:35.880
1977 Larry Gates, Cal St. Chico, 4:32.172
1978 Larry Gates, Cal St. Chico, 4:34.124
1979 Jeff Thornton, Cal St. Northridge, 4:31.15
1980 Jeff Thornton, Cal St. Northridge, 4:33.69
1981 Jeff Thornton, Cal St. Northridge, 4:29.60
1982 Jeff Thornton, Cal St. Northridge, 4:26.17
1983 Doug Myers, Shippensburg, 4:33.25
1984 John Edgemon, UC Davis, 4:30.85
1985 Richard Ford, Cal St. Bakersfield, 4:26.43
1986 Bartt Frey, Cal St. Bakersfield, 4:27.94
1987 Scott Troutwine, Wright St., 4:29.54
1988 Bartt Frey, Cal St. Bakersfield, 4:29.02
1989 Erik Strom, Oakland, 4:30.23
1990 Ondrej Bures, Cal St. Bakersfield, 4:27.81
1991 James Hassett, Cal St. Bakersfield, 4:28.45
1992 James Hassett, Cal St. Bakersfield, 4:26.72
1993 Rodrigo Messias, Cal St. Bakersfield, 4:28.38
1994 David Paxton, Oakland, 4:29.63
1995 David Paxton, Oakland, 4:29.27
1996 Miroslav Bobak, Drury, 4:27.92
1997 Miroslav Bobak, Drury, 4:28.54
1998 Predrag Stojadinovic, Salem Int'l, 4:26.96
1999 Miroslav Bobak, Drury, 4:26.01
2000 Vlasta Burda, Cal St. Bakersfield, 4:27.01
2001 Vlasta Burda, Cal St. Bakersfield, 4:27.42
2002 Vlasta Burda, Cal St. Bakersfield, 4:22.58
2003 Vlasta Burda, Cal St. Bakersfield, 4:24.52

1,000-YARD FREESTYLE

- 2001 Vlasta Burda, Cal St. Bakersfield, 9:16.67
 2002 Vlasta Burda, Cal St. Bakersfield, 9:02.51
 2003 Henrik Weible, Drury, 9:07.37

1,650-YARD FREESTYLE

- 1964 Jerry Thimme, Bucknell, 18:42.1
 1965 Mike Gerry, San Diego St., 18:13.2
 1966 Mike Gerry, San Diego St., 18:11.8
 1967 Dave Gray, UC Santa Barb., 17:27.8
 1968 Julio Arrango, Long Beach St., 16:47.86
 1969 Mike Martin, UC Irvine, 16:37.23
 1970 Mike Martin, UC Irvine, 16:25.22
 1971 Mike Martin, UC Irvine, 16:37.82
 1972 Tom Boughey, UC Irvine, 16:26.73
 1973 Tom Boughey, UC Irvine, 16:30.772
 1974 Tom Boughey, UC Irvine, 16:19.851
 1975 Boyd Philpot, UC Irvine, 16:05.750
 1976 Boyd Philpot, UC Irvine, 15:53.259
 1977 Larry Gates, Cal St. Chico, 15:56.944
 1978 Victor Swanson, Puget Sound, 15:54.584
 1979 Jeff Thornton, Cal St. Northridge, 15:45.61
 1980 Jeff Thornton, Cal St. Northridge, 15:56.00
 1981 Jeff Thornton, Cal St. Northridge, 15:49.24
 1982 Jeff Thornton, Cal St. Northridge, 16:01.50
 1983 Mike Schmidt, Oakland, 15:49.66
 1984 John Edgemon, UC Davis, 15:51.76
 1985 Richard Ford, Cal St. Bakersfield, 15:25.13
 1986 Jeff Sidor, Tampa, 15:45.54
 1987 John Morrison, Cal St. Northridge, 15:43.54
 1988 Damon Pietronigro, Clarion, 15:45.35
 1989 Brent Katzer, Cal St. Bakersfield, 15:43.54
 1990 Ondrej Bures, Cal St. Bakersfield, 15:21.72
 1991 Brad Winsor, UC Davis, 15:35.63
 1992 Ondrej Bures, Cal St. Bakersfield, 15:33.85
 1993 Ondrej Bures, Cal St. Bakersfield, 15:38.00
 1994 David Paxton, Oakland, 15:44.38
 1995 David Paxton, Oakland, 15:39.97
 1996 Miroslav Bobak, Drury, 15:40.59
 1997 Miroslav Bobak, Drury, 15:39.82
 1998 Predrag Stojadinovic, Salem Int'l, 15:33.23
 1999 Miroslav Bobak, Drury, 15:31.59
 2000 Jason Owen, Drury, 15:40.05
 2001 Vlasta Burda, Cal St. Bakersfield, 15:34.13
 2002 Rodrigo Cintra, North Dakota, 15:07.80
 2003 Henrik Weible, Drury, 15:11.93

100-YARD BACKSTROKE

- 1964 Dan Behr, Northern Colo., 56.0
 1965 Fred Woertman, Bucknell, 56.4
 1966 William Bacon, Trinity (Conn.), 55.7
 1967 Steve Olson, Springfield, 56.3
 1968 Doug Russell, Texas-Arlington, 54.08
 1969 John Ketcham, Wesleyan (Conn.), 55.62
 1970 George Starkweather, Amherst, 55.45
 1971 Jon Lederhouse, Wheaton (Ill.), 58.28
 1972 Jon Lederhouse, Wheaton (Ill.), 54.11
 1973 Mark Horning, Johns Hopkins, 54.635
 1974 Bob Thomas, Eastern Ill., 53.860
 1975 Gary Figueroa, UC Irvine, 54.548
 1976 Daniel Seelye, Puget Sound, 52.594
 1977 Gary Figueroa, UC Irvine, 51.445
 1978 Mark Doyle, Oakland, 53.694
 1979 Mark Doyle, Oakland, 52.45
 1980 Mark Doyle, Oakland, 52.55
 1981 Mark Doyle, Oakland, 52.57
 1982 Brian Wilkerson, Cal Poly, 52.98
 1983 Jeff Colton, Oakland, 51.56
 1984 Brian Wilkerson, Cal Poly, 52.07
 1985 Thomas Roth, Cal St. Bakersfield, 50.76
 1986 Thomas Roth, Cal St. Bakersfield, 50.47
 1987 Steve Larson, Oakland, 51.98
 1988 Shawn Copeland, Cal St. Bakersfield, 51.60
 1989 Brady Stauffer, Shippensburg, 50.80
 1990 Brady Stauffer, Shippensburg, 50.43
 1991 Brady Stauffer, Shippensburg, 50.58
 1992 Carl Boyd, Oakland, 50.48
 1993 John Keppeler, UC Davis, 48.37
 1994 John Keppeler, UC Davis, 48.71
 1995 Chris Zoltak, Oakland, 49.81
 1996 Chris Zoltak, Oakland, 49.28
 1997 Peter Domanicky, Drury, 50.98
 1998 Tadashi Kaneko, UC Davis, 50.68
 1999 Bill Rose, Drury, 50.14
 2000 Tea Austin, UC Davis, 49.23
 2001 Tea Austin, UC Davis, 48.44

- 2002 Justin Whitaker, Delta St., 48.95
 2003 Orel Oral, Indianapolis, 49.42

200-YARD BACKSTROKE

- 1964 Dan Behr, Northern Colo., 2:04.4
 1965 Fred Woertman, Bucknell, 2:04.6
 1966 Mike Tomberline, East Caro., 2:06.2
 1967 Bruce Mohl, Hamilton, 2:05.8
 1968 Nelson Shibusaki, Western St., 2:01.00
 1969 John Ketcham, Wesleyan (Conn.), 2:01.91
 1970 Robert Lodato, Evansville, 2:03.12
 1971 Rich James, Kenyon, 2:01.18
 1972 Rich James, Kenyon, 1:59.60
 1973 Bob Thomas, Eastern Ill., 1:57.198
 1974 Bob Thomas, Eastern Ill., 1:56.584
 1975 Gary Figueroa, UC Irvine, 1:57.134
 1976 Daniel Seelye, Puget Sound, 1:55.020
 1977 Gary Figueroa, UC Irvine, 1:54.145
 1978 Mark Doyle, Oakland, 1:56.543
 1979 Dan Deacon, Indiana (Pa.), 1:55.77
 1980 Mark Doyle, Oakland, 1:53.66
 1981 Mark Doyle, Oakland, 1:51.92
 1982 Leo Kosenkranius, Puget Sound, 1:56.79
 1983 Jeff Colton, Oakland, 1:54.00
 1984 Brian Wilkerson, Cal Poly, 1:54.12
 1985 Brian Wilkerson, Cal Poly, 1:53.20
 1986 Thomas Roth, Cal St. Bakersfield, 1:52.60
 1987 Rich Swoboda, Cal Poly, 1:53.29
 1988 Dave Peura, Clarion, 1:53.75
 1989 Brady Stauffer, Shippensburg, 1:51.52
 1990 Brady Stauffer, Shippensburg, 1:52.70
 1991 Brady Stauffer, Shippensburg, 1:49.88
 1992 James Hasselt, Cal St. Bakersfield, 1:50.34
 1993 John Keppeler, UC Davis, 1:46.47
 1994 John Keppeler, UC Davis, 1:46.29
 1995 Chris Zoltak, Oakland, 1:47.93
 1996 Ryan Bradley, Denver, 1:47.47
 1997 Cory Tague, Cal St. Bakersfield, 1:50.46
 1998 Derek Guffey, Cal St. Bakersfield, 1:49.11
 1999 Derek Guffey, Cal St. Bakersfield, 1:48.14
 2000 Derek Guffey, Cal St. Bakersfield, 1:45.53
 2001 Jeff Crews, Drury, 1:48.07
 2002 Matt Jones, Drury, 1:49.63
 2003 Alexis Perdomo, Drury, 1:49.03

100-YARD BREASTSTROKE

- 1964 Phil Reynolds, Bucknell, 1:03.6
 1965 William Courtney, Cal St. Chico, 1:03.6
 1966 Kevin Curren, San Jose St., 1:03.2
 1967 Dick Nesbit, Texas-Arlington, 1:00.3
 1968 Dick Nesbit, Texas-Arlington, 1:00.57
 1969 Bill Koller, Kenyon, 1:01.52
 1970 Bill Koller, Kenyon, 1:01.40
 1971 Rick Morehead, South Fla., 1:01.60
 1972 Bruce Dodge, Cal St. Northridge, 1:01.22
 1973 Harv Naito, Oneonta St., 1:01.938
 1974 Jeffrey Carlberg, Hamilton, 1:01.116
 1975 Pete Sansone, Springfield, 1:00.422
 1976 Fred Evans, Chicago St., 59.406
 1977 Fred Evans, Chicago St., 57.503
 1978 Mike Hamm, Cal St. Northridge, 58.732
 1979 Robert Jackson, Puget Sound, 57.45
 1980 Robert Jackson, Puget Sound, 55.22
 1981 Robert Jackson, Puget Sound, 55.15
 1982 Robert Jackson, Puget Sound, 55.40
 1983 Brian Spangler, Cal St. Chico, 57.24
 1984 Robert Powers, Puget Sound, 57.65
 1985 Tim Jurs, Wright St., 55.92
 1986 Mark Vandermeij, Oakland, 56.92
 1987 Mark Vandermeij, Oakland, 55.59
 1988 Mark Vandermeij, Oakland, 55.17
 1989 Kristian Bruggert, Cal St. Bakersfield, 55.66
 1990 Kristian Bruggert, Cal St. Bakersfield, 55.28
 1991 Kristian Bruggert, Cal St. Bakersfield, 56.40
 1992 David Huston, Cal St. Bakersfield, 56.52
 1993 David Huston, Cal St. Bakersfield, 55.87
 1994 David Huston, Cal St. Bakersfield, 55.22
 1995 David Aniot, Drury, 55.57
 1996 David Aniot, Drury, 55.64
 1997 David Aniot, Drury, 55.70
 1998 David Aniot, Drury, 57.72
 1999 Jesse Mullinax, Ouachita Baptist, 57.07
 2000 Orel Oral, Indianapolis, 55.85
 2001 Jim Kinser, Tampa, 55.49
 2002 Brian Pursley, Colorado Mines, 55.94
 2003 Matt Goodwin, Tampa, 56.50

200-YARD BREASTSTROKE

- 1964 James Bradburn, Rensselaer, 2:22.2
 1965 Michael Ludwig, Southern Conn. St., 2:20.2
 1966 James Hayes, Pacific (Cal.), 2:18.8
 1967 Dick Nesbit, Texas-Arlington, 2:19.0
 1968 Leroy Goff, Long Beach St., 2:15.21
 1969 Bill Koller, Kenyon, 2:16.84
 1970 Bill Koller, Kenyon, 2:17.17
 1971 Rick Morehead, South Fla., 2:14.94
 1972 Rick Morehead, South Fla., 2:13.28
 1973 Jon Mayfield, Eastern Ill., 2:13.847
 1974 Jon Mayfield, Eastern Ill., 2:11.691
 1975 Jon Mayfield, Eastern Ill., 2:11.095
 1976 Mark Lord, Cal St. Chico, 2:10.095
 1977 Mike Hamm, Cal St. Northridge, 2:09.744
 1978 Mike Hamm, Cal St. Northridge, 2:07.891
 1979 Mike Hamm, Cal St. Northridge, 2:06.06
 1980 Robert Jackson, Puget Sound, 2:03.42
 1981 Robert Jackson, Puget Sound, 2:02.96
 1982 Robert Jackson, Puget Sound, 2:05.24
 Donald Jensen, Mass.-Lowell, 2:05.24
 1983 Brian Spangler, Cal St. Chico, 2:03.38
 1984 Robert Powers, Puget Sound, 2:05.21
 1985 Jeff Kubiak, Cal St. Northridge, 2:00.40
 1986 Jeff Kubiak, Cal St. Northridge, 2:00.60
 1987 Jeff Kubiak, Cal St. Northridge, 1:59.84
 1988 Mark Vandermeij, Oakland, 1:59.19
 1989 Kristian Bruggert, Cal St. Bakersfield, 2:02.86
 1990 Matt Kohr, Cal St. Bakersfield, 2:03.97
 1991 David Huston, Cal St. Bakersfield, 2:03.54
 1992 David Huston, Cal St. Bakersfield, 2:00.82
 1993 David Huston, Cal St. Bakersfield, 1:59.97
 1994 David Huston, Cal St. Bakersfield, 1:59.15
 1995 David Aniot, Drury, 2:02.97
 1996 Jay Judson, Oakland, 2:01.73
 1997 Jay Judson, Oakland, 2:01.59
 1998 David Aniot, Drury, 2:01.84
 1999 Marcin Malinski, Drury, 2:01.96
 2000 Justin Devlin, South Dakota, 2:02.37
 2001 Ben Labowitch, Drury, 2:01.17
 2002 Matt Goodwin, Tampa, 2:00.84
 2003 Ben Labowitch, Drury, 2:01.65

100-YARD BUTTERFLY

- 1964 John Ostrom, Pacific (Cal.), 53.4
 1965 Gary Ilman, Long Beach St., 52.9
 1966 Gary Ilman, Long Beach St., 52.1
 1967 Doug Russell, Texas-Arlington, 51.8
 1968 Doug Russell, Texas-Arlington, 51.13
 1969 Doug Neff, Kenyon, 53.27
 1970 Gary Haag, Amherst, 52.82
 1971 Bill Milne, Johns Hopkins, 52.45
 1972 Bill Milne, Johns Hopkins, 51.99
 1973 Bill Milne, Johns Hopkins, 51.157
 1974 Bill Milne, Johns Hopkins, 51.908
 1975 John Larson, Cal St. Northridge, 50.945
 1976 John Larson, Cal St. Northridge, 51.130
 1977 John Larson, Cal St. Northridge, 50.033
 1978 Dan Camilli, UC Davis, 50.262
 1979 Dan Camilli, UC Davis, 50.49
 1980 Dan Camilli, UC Davis, 49.88
 1981 Victor Swanson, Puget Sound, 50.70
 1982 Devin Gray, Southern Ore., 50.62
 1983 Tom Harvill, Cal St. Chico, 50.50
 1984 Roger Brisbane, UC Riverside, 50.28
 1985 Thomas Roth, Cal St. Bakersfield, 49.91
 1986 George Webber, Cal St. Chico, 49.39
 1987 Todd McMurdo, Cal St. Bakersfield, 49.50
 1988 Neil Leary, Cal Poly, 50.17
 1989 Andrew Krenak, Cal St. Bakersfield, 49.62
 1990 Eric McIlquham, Oakland, 49.40
 1991 Steve Meissner, Shippensburg, 49.15
 1992 Eric McIlquham, Oakland, 49.17
 1993 Chris Zoltak, Oakland, 49.92
 1994 Chris Zoltak, Oakland, 49.15
 1995 Chris Zoltak, Oakland, 48.89
 1996 Ryan Bradley, Denver, 49.16
 1997 Peter Domanicky, Drury, 49.46
 1998 Wisnu Wardhana, Salem Int'l, 49.71
 1999 Wisnu Wardhana, Salem Int'l, 49.19
 2000 John Berry, Ouachita Baptist, 49.26
 2001 Ben Michaelson, Southern Conn. St., 47.77
 2002 Ben Michaelson, Southern Conn. St., 46.74
 2003 Ben Michaelson, Southern Conn. St., 45.60

200-YARD BUTTERFLY

1964	James Smigle, Bucknell, 2:03.5
1965	James Smigle, Bucknell, 2:00.0
1966	Bob Moore, La Salle, 2:03.1
1967	Malcolm Bears, Oneonta St., 2:02.0
1968	Pat Yelovich, Long Beach St., 1:55.15
1969	Joe Lewkowicz, South Fla., 2:01.83
1970	Gary Haag, Amherst, 1:55.77
1971	Gary Haag, Amherst, 1:56.33
1972	Bill Milne, Johns Hopkins, 1:55.78
1973	Bill Milne, Johns Hopkins, 1:53.349
1974	Bill Milne, Johns Hopkins, 1:53.057
1975	Mike McCombs, Springfield, 1:55.953
1976	Paul Karas, Oakland, 1:54.366
1977	John Larson, Cal St. Northridge, 1:52.581
1978	Mike McCombs, Springfield, 1:55.554
1979	Ian Dittus, Oakland, 1:54.83
1980	Ian Dittus, Oakland, 1:52.11
1981	William Brooksbank, Southeast Mo. St., 1:51.46
1982	Ed Althof, Cal St. Northridge, 1:51.70
1983	Tray Betz, Cal St. Northridge, 1:51.22
1984	Doug Myers, Shippensburg, 1:50.66
1985	Dave Hunter, Tampa, 1:50.66
1986	Dave Hunter, Tampa, 1:50.44
1987	Lenn Rosenberg, UC Davis, 1:50.91
1988	Chris Brockway, Shippensburg, 1:50.42
1989	Wayne Wehrli, Cal St. Bakersfield, 1:49.51
1990	Ondrej Bures, Cal St. Bakersfield, 1:48.40
1991	Doug Allen, Oakland, 1:49.52
1992	Ondrej Bures, Cal St. Bakersfield, 1:48.39
1993	Ondrej Bures, Cal St. Bakersfield, 1:48.72
1994	Rasmus Jensen, Cal St. Bakersfield, 1:51.01
1995	Dave Mosher, Cal St. Bakersfield, 1:49.33
1996	David Kalange, Ashland, 1:50.11
1997	Yoav Ritter, Oakland, 1:50.89
1998	Jeff Rose, Cal St. Bakersfield, 1:51.33
1999	Marcin Malinski, Drury, 1:49.01
2000	Zoran Lazarovski, Wheeling Jesuit, 1:48.26
2001	Ben Michaelson, Southern Conn. St., 1:48.21
2002	Ben Michaelson, Southern Conn. St., 1:45.25
2003	Ben Michaelson, Southern Conn. St., 1:43.30

200-YARD INDIVIDUAL MEDLEY

1964	Bill Birch, Long Beach St., 2:09.7
1965	Harry Baugher, Catholic, 2:05.9
1966	Gary Ilman, Long Beach St., 2:04.4
1967	Doug Russell, Texas-Arlington, 2:00.9
1968	Doug Russell, Texas-Arlington, 1:56.66
1969	John Ketcham, Wesleyan (Conn.), 2:02.28
1970	Brad McCoy, Ashland, 2:02.31
1971	Rick Morehead, South Fla., 2:01.01
1972	Rick Morehead, South Fla., 1:59.25
1973	Bill Milne, Johns Hopkins, 1:57.408
1974	Bill Milne, Johns Hopkins, 1:57.928
1975	John Larson, Cal St. Northridge, 1:56.589
1976	Robert Gaona, Cal St. Northridge, 1:56.663
1977	John Larson, Cal St. Northridge, 1:54.786
1978	Tom Boyd, Oakland, 1:57.115
1979	Pete Bihl, Ill.-Chicago, 1:55.02
1980	Victor Swanson, Puget Sound, 1:53.65
1981	Tracy Huth, Oakland, 1:53.58
1982	Tracy Huth, Oakland, 1:54.00
1983	Tracy Huth, Oakland, 1:53.05
1984	Tracy Huth, Oakland, 1:52.39
1985	Jeff Kubiak, Cal St. Northridge, 1:52.44
1986	Jeff Kubiak, Cal St. Northridge, 1:51.85
1987	Jeff Kubiak, Cal St. Northridge, 1:50.37
1988	Mark Vandermeij, Oakland, 1:50.31
1989	Kristian Bruggert, Cal St. Bakersfield, 1:50.81
1990	John Kunishima, Cal St. Northridge, 1:49.81
1991	Doug Allen, Oakland, 1:51.47
1992	Doug Allen, Oakland, 1:51.93
1993	John Keppeler, UC Davis, 1:49.73
1994	David Huston, Cal St. Bakersfield, 1:51.39
1995	Arthur Albiero, Oakland, 1:51.17
1996	David Aniot, Drury, 1:50.70
1997	David Aniot, Drury, 1:50.28
1998	David Aniot, Drury, 1:50.60
1999	Marcin Malinski, Drury, 1:48.81
2000	Orel Oral, Indianapolis, 1:48.45
2001	Orel Oral, Indianapolis, 1:49.40
2002	Jacob Fraire, Cal St. Bakersfield, 1:49.00
2003	Orel Oral, Indianapolis, 1:49.01

400-YARD INDIVIDUAL MEDLEY

1964	Joe Shanabrough, East Caro., 4:45.0
1965	Harry Baugher, Catholic, 4:31.3
1966	Harry Baugher, Catholic, 4:29.1
1967	Harry Baugher, Catholic, 4:26.7
1968	Bruce Mohl, Hamilton, 4:24.06
1969	Brad McCoy, Ashland, 4:24.84
1970	Brad McCoy, Ashland, 4:27.88
1971	Brad McCoy, Ashland, 4:26.48
1972	Tom Boughey, UC Irvine, 4:19.76
1973	Bob Thomas, Eastern Ill., 4:12.441
1974	Bob Thomas, Eastern Ill., 4:12.777
1975	Robert Gaona, Cal St. Northridge, 4:12.675
1976	Robert Gaona, Cal St. Northridge, 4:10.065
1977	Vangeles Coskinas, UC Irvine, 4:05.994
1978	Thomas Bosse, Youngstown St., 4:11.324
1979	Del Guyer, Cal St. Northridge, 4:07.93
1980	Victor Swanson, Puget Sound, 4:03.34
1981	Tracy Huth, Oakland, 4:03.03
1982	Tracy Huth, Oakland, 4:02.47
1983	Tracy Huth, Oakland, 4:02.90
1984	Tracy Huth, Oakland, 4:00.17
1985	Scott Troutwine, Wright St., 4:00.55
1986	Jeff Kubiak, Cal St. Northridge, 3:59.71
1987	Richard Graves, Cal St. Bakersfield, 4:01.55
1988	Richard Graves, Cal St. Bakersfield, 3:59.56
1989	Andrew Shattuck, Cal St. Bakersfield, 3:57.73
1990	Ondrej Bures, Cal St. Bakersfield, 3:54.79
1991	Doug Allen, Oakland, 3:59.42
1992	Ondrej Bures, Cal St. Bakersfield, 3:55.84
1993	Ondrej Bures, Cal St. Bakersfield, 3:55.27
1994	David Huston, Cal St. Bakersfield, 3:59.52
1995	David Paxton, Oakland, 3:59.02
1996	Chris Maender, Drury, 3:57.67
1997	Chris Maender, Drury, 3:58.00
1998	Chris Breitbart, Cal St. Bakersfield, 3:59.40
1999	Marcin Malinski, Drury, 3:52.35
2000	Marcin Malinski, Drury, 3:52.64
2001	Orel Oral, Indianapolis, 3:57.50
2002	Jacob Fraire, Cal St. Bakersfield, 3:56.90
2003	Orel Oral, Indianapolis, 3:55.00

ONE-METER DIVING

1964	Jay Moxley, Cal St. L.A., 386.75
1965	Les Gerber, East Caro., 359.00
1966	Ray Crowe, American, 339.65
1967	Les Gerber, East Caro., 382.1
1968	Mike Barnhill, Indiana St., 375.05
1969	Bryant Gordon, Evansville, 645.95
1970	Paul Gray, Cal St. Fullerton, 410.55
1971	Gary Dworski, Ill.-Chicago, 716.00
1972	Allan Frederick, Monmouth, 436.17
1973	Steve Jackson, UC Davis, 376.68
1974	Frank Logan, Humboldt St., 424.47
1975	John Mehki, Northern Mich., 449.16
1976	Mike Zucca, Clarion, 445.20
1977	Rick Hoss, Cal St. L.A., 422.55
1978	Mike Zucca, Clarion, 431.82
1979	Dwight Hoffman, Northern Mich., 449.65
1980	Dwight Hoffman, Northern Mich., 447.05
1981	Richard Williamson, Colorado Mines, 440.05
1982	Bob Sola, Cal St. Northridge, 442.60
1983	Bob Sola, Cal St. Northridge, 473.75
1984	Kevin O'Neil, Clarion, 492.10
1985	Roland King, Cal St. Northridge, 494.15
1986	Blair Nogosik, Cal St. Northridge, 491.15
1987	Patrick Tully, Southern Conn. St., 553.80
1988	Patrick Tully, Southern Conn. St., 490.10
1989	Marcus Hevelke, Clarion, 448.85
1990	Jeff Kunseman, Cal St. Chico, 488.20
1991	Marc Hairston, Oakland, 470.50
1992	Marc Hairston, Oakland, 464.95
1993	Chris Hamilton, Southern Conn. St., 469.85
1994	Dario DiFazio, Oakland, 618.70
1995	Patrick Fatta, West Chester, 455.15
1996	Ken Bedford, Clarion, 472.75
1997	Trevor Hoagland, Cal St. Bakersfield, 489.50
1998	Andy Ferguson, Clarion, 500.15
1999	Dean Lehmkuhler, Drury, 504.95
2000	Dean Lehmkuhler, Drury, 530.00
2001	Mike Schluckebier, Drury, 412.40
2002	Shawn Colten, Clarion, 453.10
2003	Shawn Colten, Clarion, 465.70

THREE-METER DIVING

1964	Jay Moxley, Cal St. L.A., 470.15
1965	Eugene Roberts, San Diego St., 352.90
1966	King Evers, UC Santa Barb., 360.55
1967	Bob Wilhite, UC Irvine, 410.5
1968	Bob Wilhite, UC Irvine, 366.30
1969	Bob Wilhite, UC Irvine, 705.10
1970	Paul Gray, Cal St. Fullerton, 494.75
1971	Gary Dworski, Ill.-Chicago, 755.75
1972	Richard de Manicor, Eastern Mich., 455.13
1973	Allan Frederick, Monmouth, 412.71
1974	Steve Jackson, UC Davis, 441.45
1975	Mike Zucca, Clarion, 472.89
1976	Mike Zucca, Clarion, 479.79
1977	Tony Perriello, Clarion, 476.37
1978	Tony Perriello, Clarion, 463.41
1979	Dwight Hoffman, Northern Mich., 486.90
1980	Dwight Hoffman, Northern Mich., 448.75
1981	Bill Travis, Cal St. Northridge, 493.00
1982	Don Mason, Wayne St. (Mich.), 508.65
1983	Bill Travis, Cal St. Northridge, 522.35
1984	Kevin O'Neil, Clarion, 544.65
1985	Roland King, Cal St. Northridge, 516.10
1986	Blair Nogosik, Cal St. Northridge, 536.55
1987	Patrick Tully, Southern Conn. St., 540.35
1988	Patrick Tully, Southern Conn. St., 520.85
1989	Marcus Hevelke, Clarion, 503.50
1990	Jeff Kunseman, Cal St. Chico, 486.35
1991	Chris Glenn, Clarion, 414.60
1992	Matt Benton, Clarion, 447.95
1993	Rich Engel, Fla. Atlantic, 464.65
1994	Dario DiFazio, Oakland, 556.40
1995	Dario DiFazio, Oakland, 556.65
1996	Andy Ferguson, Clarion, 518.90
1997	Ken Bedford, Clarion, 535.95
1998	Andy Ferguson, Clarion, 563.20
1999	Ken Bedford, Clarion, 521.75
2000	Shad Durham, South Dakota, 510.20
2001	Robb Pendergrass, Cal St. Bakersfield, 435.65
2002	Shawn Colten, Clarion, 523.25
2003	Shawn Colten, Clarion, 484.05

200-YARD FREESTYLE RELAY

1989	Oakland (David Rogowski, Jeff Seifert, Jon Teal, Eric Mcllquham), 1:22.46
1990	Oakland (Eric Mcllquham, Enos Pritchett, Richie Orr, Jon Teal), 1:21.91
1991	Oakland (Jon Teal, Eric Mcllquham, Jeff Seifert, Richie Orr), 1:20.95
1992	Oakland (Eric Mcllquham, Jeff Seifert, Enos Pritchett, Jon Teal), 1:21.08
1993	Oakland (Morgan Bailey, Sean Peters, Jon Stump, Enos Pritchett), 1:21.54
1994	Cal St. Bakersfield (Joseph McCook, Matt Trasen, Aaron Dutcher, Jason Baker), 1:22.73
1995	Oakland (Morgan Bailey, Joe Snyder, Ken Ehlen, Chris Zoltak), 1:22.23
1996	Oakland (Raffi Karapetian, Joe Snyder, Mark Gole, Randy Teeters), 1:21.46
1997	Oakland (Raffi Karapetian, Mark Gole, Joe Snyder, Ken Ehlen), 1:21.99
1998	Drury (David Warner, Bryan Pratt, Valentin Serafimov, Jesper Pietsch), 1:22.55
1999	Drury (David Warner, Bill Rose, Valentin Serafimov, Cameron Black), 1:21.53
2000	Drury (Valentin Serafimov, Fredrik Andersson, Thanh-Uy Phan Tan, Billy Rose), 1:22.39
2001	Mo.-Rolla (Dave Belleville, Sean O'Donnell, Josh Jolly, Mike Lach), 1:22.85
2002	Mo.-Rolla (Dave Belleville, Bram Olson, Sean O'Donnell, Mike Lach), 1:22.14
2003	West Chester (Gabe Melo, Andras Schonek, Ryan Weathers, Reggie Shearer), 1:21.65

400-YARD FREESTYLE RELAY

1964	Bucknell (Bruce Dove, Jack Fleming, Townley Larzelere, Jerry Thimme), 3:21.4
1965	Long Beach St. (Edward Horack, Warren Searls, Bill Birch, Gary Ilman), 3:16.4
1966	Long Beach St. (Bill Birch, Ed Horack, Gary Ilman, Roger Sprague), 3:15.8
1967	UC Irvine (Steve Farmer, Bob Sharp, Robert Nealy, Dave Belknap), 3:14.9
1968	Long Beach St. (Dennis Putman, Randy Grimm, Kurt Dietrich, Pat Yelovich), 3:10.28
1969	UC Irvine (Richard Eason, Duane Olson, Steve Farmer, Mike Martin), 3:14.01

- 1970 UC Irvine (Steve Farmer, Duane Olson, Mike Martin, Richard Eason), 3:12.09
- 1971 UC Irvine (Richard Eason, Jack Dickman, Mike Martin, Mike Carnahan), 3:11.49
- 1972 Eastern Mich. (Tom Schweigert, Tom Anderson, Ron Nightingale, Robert Crosby), 3:13.05
- 1973 UC Irvine (Frank Gardner, Bret Bernard, Jack Dickman, Mike Carnahan), 3:11.471
- 1974 Cal St. Chico (Chris Webb, Don Tayenaka, Stuart Kahn, Peter Hovland), 3:10.061
- 1975 Cal St. Northridge (Herb Bishop, Brad Bowlus, Marc Kelly, John Larson), 3:07.520
- 1976 Cal St. Chico (Chris Webb, Larry Gates, Dave Tittle, Peter Hovland), 3:04.559
- 1977 Cal St. Chico (Scott Berry, Larry Gates, Michael Finch, Dave Tittle), 3:05.478
- 1978 Cal St. Chico (Larry Gates, Dave Tittle, Robert Patocchi, Michael Finch), 3:05.124
- 1979 Cal St. Northridge (Craig Dinkel, Billy Dederick, Todd Haywood, Jeff Navin), 3:06.28
- 1980 Cal St. Northridge (Robby Cordobes, Jeff Navin, Jeff Thornton, Craig Dinkel), 3:05.12
- 1981 Oakland (Darin Abbasse, Tracy Huth, Gordon Geheb, Mark Vagle), 3:05.17
- 1982 Cal St. Northridge (Don Smith, Jeff Thornton, Tony Adler, Robby Cordobes), 3:04.53
- 1983 Cal St. Northridge (Don Smith, Tony Adler, Robby Cordobes, Randy Cordobes), 3:04.56
- 1984 Cal St. Northridge (Scott Grigsby, Reed Gershwind, Bruce Parker, Danny Kleiser), 3:03.32
- 1985 Clarion (David Holmes, Tim Wojtaszek, Jack Gardner, Jim Hersch), 3:02.69
- 1986 Cal St. Bakersfield (Thomas Roth, Kennon Heard, Brett Frey, Bart Frey), 2:59.42
- 1987 Cal St. Bakersfield (Kennon Heard, Jeff Miller, Bart Frey, Robert Mertz), 3:01.99
- 1988 Cal St. Bakersfield (Kennon Heard, Andrew Krenek, Robert Hopkins, Bart Frey), 3:01.03
- 1989 Oakland (David Rogowski, Eric Dresbach, Eric McIlquham, Hilton Woods), 3:01.08
- 1990 Oakland (Eric McIlquham, Jon Teal, John Kovach, Hilton Woods), 2:59.58
- 1991 Cal St. Bakersfield (Chris Perier, Brent Katzer, James Hassett, Petr Kladiva), 2:59.58
- 1992 Cal St. Bakersfield (Chris Perier, Rasmus Jensen, Petr Kladiva, James Hassett), 2:58.90
- 1993 Oakland (Sean Peters, Morgan Bailey, Enos Pritchett, Chris Zoltak), 3:00.36
- 1994 Oakland (James Collins, Ken Ehlen, Sean Peters, Morgan Bailey), 3:01.28
- 1995 Oakland (Morgan Bailey, Ken Ehlen, Joe Snyder, Jens Kristensen), 3:00.74
- 1996 Oakland (Ken Ehlen, Jens Kristensen, Chris Zoltak, Raffi Karapetian), 2:59.60
- 1997 Oakland (Raffi Karapetian, Mark Gole, Joe Snyder, Ken Ehlen), 3:00.38
- 1998 Cal St. Bakersfield (Josh Trotter, Brad Morris, Bill Ferguson, Dwight Hernandez), 3:02.16
- 1999 Cal St. Bakersfield (Brad Morris, Armin Hummel, Allyn Secor, Josh Trotter), 3:01.30
- 2000 Drury (Valentin Serafimov, Jesper Pietsch, Thanh-Uy Phan Tan, Billy Rose), 3:01.40
- 2001 Cal St. Bakersfield (Manny Colmenares, Luke Mansfield, Eric Burton, Brad Morris), 3:01.59
- 2002 Mo.-Rolla (Dave Belleville, Sean O'Donnell, Bram Olson, Mike Lach), 3:01.11
- 2003 West Chester (Ryan Weathers, Andras Schonek, Gabe Melo, Reggie Shearer), 3:01.03
- 800-YARD FREESTYLE RELAY**
- 1966 Long Beach St. (Bill Birch, Gary Ilman, Ed Horack, Tim Greaves), 7:18.2
- 1967 UC Santa Barb. (Chuck Spink, Craig Tempey, Ken Yegan, John Mortensen), 7:24.0
- 1968 Long Beach St. (Randy Grimm, Dennis Putnam, Julio Arrango, Bob Saari), 7:07.61
- 1969 UC Irvine (Steve Farmer, Duane Olson, Richard Eason, Mike Martin), 7:13.56
- 1970 UC Irvine (Steve Farmer, Duane Olson, Richard Eason, Mike Martin), 7:11.39
- 1971 UC Irvine (Richard Eason, Jack Dickman, Jim Fergus, Mike Martin), 7:07.71
- 1972 Eastern Mich. (Tom Schweigert, Tom Brockhahn, Peter Zuk, Ron Nightingale), 7:12.25
- 1973 Cal St. Chico (Bruce Oliver, Neil Glensky, Chris Webb, Peter Hovland), 7:06.666
- 1974 Cal St. Chico (Chris Webb, Stuart Kahn, Steve Wallen, Peter Hovland), 6:59.662

- 1975 Cal St. Northridge (Herb Bishop, Gerald Arnold, Kevin Roney, John Larson), 6:58.525
- 1976 Cal St. Chico (Larry Gates, Ed Dammel, Dave Tittle, Peter Hovland), 6:48.468
- 1977 Cal St. Chico (Michael Finch, Larry Gates, Scott Berry, Dave Tittle), 6:49.846
- 1978 Cal St. Chico (Dave Tittle, Larry Gates, Michael Finch, Arthur Hickey), 6:47.228
- 1979 Cal St. Northridge (Del Guyer, Todd Haywood, Mike Hamm, Jeff Thornton), 6:51.62
- 1980 Oakland (Mike O'Hagen, Gordon Geheb, Ian Dittus, Mark Vagle), 6:49.27
- 1981 Oakland (Mike O'Hagen, Mark Vagle, Gordon Geheb, Tracy Huth), 6:47.11
- 1982 Cal St. Northridge (Robby Cordobes, Eric Bakeman, Don Smith, Jeff Thornton), 6:46.99
- 1983 Oakland (Craig Chappell, Steve Galagher, Mike Schmidt, Tracy Huth), 6:47.58
- 1984 Oakland (Tracy Huth, Craig Chappell, Mike McCloskey, Mike Schmidt), 6:48.45
- 1985 Cal St. Bakersfield (Brett Frey, Tom Addington, Thomas Roth, Richard Ford), 6:43.62
- 1986 Cal St. Bakersfield (Bart Frey, Robert Mertz, Thomas Roth, Jeffrey Miller), 6:39.79
- 1987 Cal St. Bakersfield (Bart Frey, Robert Mertz, Richard Graves, Jeff Miller), 6:41.39
- 1988 Oakland (Mark Vandermeij, John Kovach, Erik Strom, Hilton Woods), 6:41.00
- 1989 Oakland (Erik Strom, Eric Dresbach, Scott Harris, Hilton Woods), 6:40.63
- 1990 Cal St. Bakersfield (Chris Perier, John Heilbron, Robert Hopkins, Brent Katzer), 6:37.87
- 1991 Cal St. Bakersfield (Rasmus Jensen, James Hassett, Chris Perier, Brent Katzer), 6:36.67
- 1992 Cal St. Bakersfield (James Hassett, Rasmus Jensen, Joe McCook, Chris Perier), 6:37.70
- 1993 UC Davis (Brad Winsor, Paul Sorenson, Stewart Reid, John Keppeler), 6:39.67
- 1994 UC Davis (Stewart Reid, Pat Foster, Brad Winsor, John Keppeler), 6:39.86
- 1995 Oakland (James Collins, Ken Ehlen, Arthur Albiero, Jens Kristensen), 6:41.05
- 1996 Oakland (James Collins, Jens Kristensen, Arthur Albiero, Ken Ehlen), 6:38.88
- 1997 Oakland (James Collins, Dan Naylis, Thiago Orso, Ken Ehlen), 6:40.29
- 1998 Drury (Valentin Serafimov, Aaron Hawks, Miroslav Bobak, Jesper Pietsch), 6:44.95
- 1999 Drury (Miroslav Bobak, Valentin Serafimov, Blake Soreng, Marcin Malinski), 6:37.96
- 2000 Cal St. Bakersfield (Allyn Secor, Armin Hummel, Derek Guffey, Vlasta Burda), 6:41.14
- 2001 Cal St. Bakersfield (Brad Morris, Armin Hummel, Manny Colmenares, Vlasta Burda), 6:39.75
- 2002 Cal St. Bakersfield (Justin Smith, Armin Hummel, Manny Colmenares, Vlasta Burda), 6:40.06
- 2003 Drury (Raul Neukamp, Ryan Norrie, Jason Owen, Henrik Weible), 6:38.48
- 200-YARD MEDLEY RELAY**
- 1989 Oakland (Richie Orr, Jim Surowiec, Eric McIlquham, David Rogowski), 1:31.34
- 1990 Oakland (Richie Orr, Jim Surowiec, Eric McIlquham, Jon Teal), 1:30.45
- 1991 Oakland (Richie Orr, Matt Michaels, Eric McIlquham, Jeff Seifert), 1:30.27
- 1992 Oakland (Carl Boyd, Jeff Van Norman, Eric McIlquham, Jeff Seifert), 1:30.76
- 1993 Oakland (Carl Boyd, Jeff Van Norman, Chris Zoltak, Enos Pritchett), 1:30.84
- 1994 Oakland (Morgan Bailey, Adric Arndt, Chris Zoltak, Sean Peters), 1:30.90
- 1995 Oakland (Morgan Bailey, Randy Teeters, Chris Zoltak, Joe Snyder), 1:30.69
- 1996 Oakland (Chris Zoltak, Randy Teeters, Joe Snyder, Raffi Karapetian), 1:30.63
- 1997 Drury (Jeremy Ward, David Aniot, Ben Ingram, Peter Domanicki), 1:31.52
- 1998 Drury (Brian Schlupe, David Aniot, Cameron Black, David Warner), 1:32.41
- 1999 Drury (Bill Rose, Thanh-Uy Phan-Tan, Cameron Black, David Warner), 1:32.08
- 2000 Cal St. Bakersfield (Derek Guffey, Jeff Monroe, Jaime Cuevas, Josh Trotter), 1:31.03
- 2001 North Dakota (Jacob Mills, Mats Linden, Vesa Nurmiviita, Sebastian Anderson), 1:32.12

- 2002 North Dakota (Jacob Mills, Andy Burckhard, Vesa Nurmiviita, Mats Liden), 1:31.02
- 2003 Cal St. Bakersfield (Seth Dawson, Carl Crawford, Bobby Dmytrov, Travis Lansing), 1:31.75
- 400-YARD MEDLEY RELAY**
- 1964 Bucknell (Alan Hanford, Phil Reynolds, James Smigle, Bruce Dove), 3:48.3
- 1965 Bucknell (Fred Woertman, Phil Reynolds, James Smigle, Bruce Dove), 3:43.4
- 1966 San Jose St. (John Kocal, Ted Matthewson, Kevin Durrin, Mike Hansen), 3:43.8
- 1967 Texas-Arlington (Doug Russell, Dick Nesbit, Ed Bagot, Ernest Siefert), 3:39.5
- 1968 Texas-Arlington (Doug Russell, Dick Nesbit, Andy Lorimer, Ernest Siefert), 3:33.82
- 1969 Kenyon (Larry Witner, Bill Koller, Doug Neff, Bill Wallace), 3:38.36
- 1970 Springfield (Kendall Spracklin, Douglas Moulton, William Lynch, Francis Meyer), 3:39.74
- 1971 Amherst (George Starkweather, Richard Borton, Gary Haag, Alan Wade), 3:38.11
- 1972 South Fla. (John Stevens, Rick Morehead, Joseph Lewkowicz, Mike Sheffield), 3:38.06
- 1973 Eastern Ill. (Bob Thomas, Jon Mayfield, Don Cole, Dave Toler), 3:37.382
- 1974 Eastern Ill. (Bob Thomas, Jon Mayfield, Brian Forsberg, Dave Toler), 3:36.220
- 1975 Cal St. Northridge (Robert Gaona, Marc Kelly, John Larson, Herb Bishop), 3:33.711
- 1976 Cal St. Chico (Tom Hayslett, Mike Wallen, Timothy Buckley, Peter Hovland), 3:31.046
- 1977 UC Irvine (Gary Figueroa, Scott Becker, Mike Figueroa, Mike Kelly), 3:27.678
- 1978 Cal St. Northridge (Curt Kravitz, Mike Hamm, Mike Stuart, Craig Dinkel), 3:30.321
- 1979 Cal St. Northridge (Doug Elmore, Mike Hamm, Jeff Navin, Craig Dinkel), 3:28.61
- 1980 Puget Sound (Michael McGoorty, Robert Jackson, Thomas Wick, Victor Swanson), 3:26.81
- 1981 Puget Sound (Trevor Jones, Robert Jackson, Victor Swanson, Leo Kosenkranius), 3:26.08
- 1982 Puget Sound (Trevor Jones, Robert Jackson, Thomas Roth, Thomas Wick), 3:26.23
- 1983 Oakland (Jeff Colton, Tracy Huth, Alan Faust, Darin Abbasse), 3:27.38
- 1984 Cal St. Northridge (Scott Grigsby, Todd Morse, Ed Althof, Bruce Parker), 3:26.18
- 1985 Cal St. Bakersfield (Thomas Roth, Brian Morrison, Todd McMurdo, Richard Ford), 3:23.42
- 1986 Cal St. Bakersfield (Thomas Roth, James Aird, Todd McMurdo, Bart Frey), 3:23.13
- 1987 Cal St. Bakersfield (Jeff Miller, Tjatur Sugiarto, Todd McMurdo, Bart Frey), 3:24.05
- 1988 Oakland (Hilton Woods, Mark Vandermeij, Mike Nation, David Rogowski), 3:22.37
- 1989 Oakland (Richie Orr, Jim Surowiec, Eric Dresbach, Hilton Woods), 3:21.55
- 1990 Oakland (Richie Orr, Jim Surowiec, Eric McIlquham, Hilton Woods), 3:20.88
- 1991 Oakland (Richie Orr, Matt Michaels, Eric McIlquham, Jon Teal), 3:19.31
- 1992 Oakland (Carl Boyd, Jeff Van Norman, Eric McIlquham, Jon Teal), 3:18.40
- 1993 Cal St. Bakersfield (Aaron Bartleson, David Huston, Ondrej Bures, Rasmus Jensen), 3:20.58
- 1994 Cal St. Bakersfield (Marc Rinzler, David Huston, Aaron Dutcher, Rasmus Jensen), 3:18.67
- 1995 Oakland (Morgan Bailey, Jay Judson, Chris Zoltak, Jens Kristensen), 3:19.48
- 1996 Oakland (Chris Zoltak, Jay Judson, Joe Snyder, Ken Ehlen), 3:20.60
- 1997 Drury (Jerry Ward, David Aniot, Ben Ingram, Peter Domanicky), 3:21.14
- 1998 Cal St. Bakersfield (Derek Guffey, Chris Breitbart, Can Onsoy, Dwight Hernandez), 3:23.44
- 1999 Drury (Bill Rose, Thanh-Uy Phan-Tan, Cameron Black, David Warner), 3:21.47
- 2000 Drury (Billy Rose, Bryan Fugate, Marcin Malinski, Valentin Serafimov), 3:19.49
- 2001 Drury (Jeff Crews, Bryan Fugate, Cameron Black, Valentin Serafimov), 3:21.88
- 2002 North Dakota (Jacob Mills, Mats Liden, Mike Walz, Sebastian Anderson), 3:20.33
- 2003 North Dakota (Jake Mills, Jeff Schneider, Fernando Alves, Sebastian Anderson), 3:20.60

All-Time Team Results

1964: 1. Bucknell, 83; 2. East Caro., 50; 3. La Salle, 48; 4. Long Beach St., 34; 5. Wesleyan (Conn.), 33; 6. Colorado St., 25; 7. Cal St. L.A., 23; 8. American, 16; 9. Grove City, 15; 10. Rensselaer, 12; 11. (tie) Lafayette and Pacific (Cal.), 11; 13. (tie) Evansville and Springfield, 8; 15. Adelphi, 7; 16. (tie) Buffalo St., Massachusetts and Washington (Mo.), 6; 19. (tie) Bowdoin and Hiram, 5; 21. Albion, 4; 22. (tie) Bradley and Oneonta St., 1.

1965: 1. San Diego St., 168 $\frac{1}{2}$; 2. Long Beach St., 147; 3. Bucknell, 145 $\frac{1}{2}$; 4. UC Santa Barb., 97; 5. La Salle, 94 $\frac{1}{2}$; 6. Cal St. L.A., 90; 7. East Caro., 84; 8. Evansville, 78; 9. Pacific (Cal.), 61 $\frac{1}{2}$; 10. Southern Conn. St., 47; 11. Cal St. Chico, 46; 12. Oneonta St., 45 $\frac{1}{2}$; 13. Springfield, 42; 12. Catholic, 40; 15. Wesleyan (Conn.), 36; 16. Loyola (Ill.), 31; 17. Wittenberg, 30; 18. (tie) Akron and Trinity (Conn.), 29; 20. Amherst, 25; 21. American, 23; 22. Northern Ill., 22 $\frac{1}{2}$; 23. Rensselaer, 22; 24. Illinois St., 20 $\frac{1}{2}$; 25. New York U., 19; 26. (tie) Bowdoin and Washington (Mo.), 18; 28. Baldwin-Wallace, 14 $\frac{1}{2}$; 29. Hiram, 12; 30. Cal St. Northridge, 11; 31. Temple, 10 $\frac{1}{2}$; 32. Denison, 10; 33. Buffalo, 7; 34. (tie) Colorado St. and Gettysburg, 6; 36. Eastern Ky. and Western Ill., 5; 38. (tie) Gust. Adolphus and American (P.R.), 4; 40. Minn. St. Mankato, 2; 41. Youngstown St., 1 $\frac{1}{2}$.

1966: 1. San Diego St., 243 $\frac{1}{2}$; 2. San Jose St., 213; 3. UC Santa Barb., 178; 4. Long Beach St., 172 $\frac{1}{2}$; 5. La Salle, 150 $\frac{1}{2}$; 6. East Caro., 108; 7. American, 94; 8. Kenyon, 87; 9. Pacific (Cal.), 84; 10. Indiana St., 62; 11. Trinity (Conn.), 56; 12. Eastern Ky., 52; 13. Denison, 44; 14. Evansville, 43; 15. Oneonta St., 41 $\frac{1}{2}$; 16. New York U., 41; 17. Southern Conn. St., 33; 18. Catholic, 32; 19. Springfield, 31; 20. Brockport St., 27; 21. Minn. St. Mankato, 26; 22. (tie) Ball St. and Dickinson, 16; 24. (tie) Hiram and American (P.R.), 13; 26. Akron, 12; 27. Central Mo. St., 11; 28. Portland St., 9; 29. Muskingum, 6; 30. (tie) Fresno St., Idaho St. and Cal St. Northridge, 5; 33. Youngstown St., 4; 34. Illinois St., 3; 35. Adelphi, 2; 36. Albion, 1.

1967: 1. UC Santa Barb., 255 $\frac{1}{2}$; 2. UC Irvine, 246; 3. San Diego St., 203 $\frac{1}{2}$; 4. San Jose St., 160; 5. Texas-Arlington, 152 $\frac{1}{2}$; 6. East Caro., 96; 7. Kenyon, 84; 8. Catholic, 81; 9. Cal St. Chico, 68; 10. Pacific (Cal.), 60 $\frac{1}{2}$; 11. Hamilton, 55; 12. Evansville, 49; 13. Oneonta St., 42; 14. Western St., 38 $\frac{1}{2}$; 15. Fresno St., 37; 16. Springfield, 33 $\frac{1}{2}$; 17. American, 29; 18. Indiana St., 24; 19. Cal St. L.A., 21; 20. (tie) Brockport St. and Puget Sound, 19; 22. Idaho St., 18 $\frac{1}{2}$; 23. Trinity (Conn.), 16 $\frac{1}{2}$; 24. (tie) Eastern Ky. and Santa Clara, 16; 26. Cortland St., 15; 27. UC Davis, 14; 28. Denison, 12; 29. Long Beach St., 10; 30. Minn. St. Mankato, 9; 31. Cal St. Northridge, 8; 32. (tie) San Fran. St. and Youngstown St., 5; 34. DePauw, 4; 35. (tie) Caltech and Southern Conn. St., 3.

1968: 1. Long Beach St., 349; 2. Texas-Arlington, 216; 3. UC Irvine, 188; 4. UC Santa Barb., 176; 5. San Diego St., 107; 6. La Salle, 96; 7. Kenyon, 76; 8. Bucknell, 64; 9. Western St., 50; 10. Eastern Ky., 48; 11. Southern Conn., 44; 12. (tie) East Caro. and Hamilton, 42; 14. Springfield, 39; 15. St. Joseph's (Ind.), 37; 16. Pacific (Cal.), 35; 17. (tie) Humboldt St. and St. John's (N.Y.), 31; 19. Indiana St., 29; 20. (tie) Cal St. L.A. and San Jose St., 27; 22. (tie) Lawrence and Wittenberg, 22; 24. American, 21; 25. Caltech, 15; 26. (tie) Adelphi and Evansville, 13; 28. (tie) Temple and Youngstown St., 11; 30. (tie) UC Davis and Cal St. Chico, 10; 32. Amherst and Beloit, 9.

1969: 1. UC Irvine, 248; 2. Kenyon, 190; 3. UC Davis, 172; 4. Wesleyan (Conn.), 126; 5. Springfield, 124; 6. Denison, 105; 7. Humboldt St., 89; 8. Evansville, 70; 9. Ashland, 69; 10. Cal St. Chico, 66; 11. Southern Conn., 63; 12. Fla. Southern, 60; 13. Amherst, 38; 14. Puget Sound, 32; 15. Cal St. Northridge, 30; 16. Adelphi, 29; 17. (tie) Hayward St., Minn. St. Mankato, Oakland, Wash. & Lee and Youngstown St., 22; 22. (tie) Cal Poly and Northern Mich., 21; 24. (tie) Brockport St., UC Riverside, Central Conn. St. and Oberlin, 20; 28. (tie) Cal St. Fullerton and Colorado St., 18; 30. (tie) Hamilton and Millersville, 17; 32. Valparaiso, 16; 33. East Stroudsburg, 13; 34. (tie) Central Mich. and Ohio Wesleyan (Conn.), 12; 36. (tie) Grove City and MIT, 11; 38. (tie) Carleton and Dickinson, 9; 40. (tie) Rochester and Union (N.Y.), 4; 42. (tie) Bowdoin, Illinois St.

, Monmouth, Wayne St. (Mich.) and Western St., 3; 47. (tie) North Park and San Fran. St., 2.

1970: 1. UC Irvine, 230; 2. Springfield, 166; 3. UC Davis, 146; 4. Ashland, 124; 5. Kenyon, 111; 6. Amherst, 93; 7. Cal St. Fullerton, 87; 8. Denison, 76; 9. Cal St. Northridge, 73; 10. (tie) Northern Mich. and Puget Sound, 66; 12. Evansville, 62; 13. Hayward St., 57; 14. Central Mich., 48; 15. South Fla., 45; 16. Bowdoin, 38; 17. Elizabethtown, 35; 18. (tie) Cal St. Chico and Western Ill., 30; 20. Grinnell, 29; 21. Youngstown St., 26; 22. Adelphi, 25; 23. Tufts, 21; 24. East Stroudsburg, 20 $\frac{1}{2}$; 25. Grove City, 20; 26. (tie) UC Riverside and Minn. St. Mankato, 19; 28. Oakland, 17 $\frac{1}{2}$; 29. (tie) Millersville, Mo.-Rolla and Rensselaer, 11; 32. (tie) Brockport St., North Park and Wayne St. (Mich.), 10; 35. Cal Poly, 8; 36. Cortland St., 6; 37. Augustana (Ill.), 56; 38. (tie) Catholic, Oneonta St. and Valparaiso, 4; 41. (tie) Northern Colo. and Wash. & Lee, 3; 43. Oberlin and Rochester, 2.

1971: 1. UC Irvine, 242; 2. South Fla., 176; 3. Cal St. Northridge, 152; 4. UC Davis, 108; 5. Springfield, 106; 6. Kenyon, 103; 7. Cal St. Hayward, 88; 8. Ashland, 81; 9. Johns Hopkins, 77; 10. (tie) Amherst and Puget Sound, 73; 12. Western Ill., 59; 13. Cal St. Fullerton, 54; 14. Northern Mich., 53; 15. Central Mich., 47; 16. Williams, 46; 17. Oakland, 44; 18. Denison, 34; 19. Ill.-Chicago, 32; 20. Elizabethtown, 29; 21. Valparaiso, 24; 22. Wheaton (Ill.), 23; 23. (tie) Cal Poly Pomona and Grinnell, 21; 25. Southern Conn. St., 20; 26. Buffalo St., 19; 27. Grove City, 16; 28. Evansville, 13; 29. (tie) Humboldt St. and Minn. St. Mankato, 12; 31. Oberlin, 11; 32. (tie) Cortland St. and Oneonta St., 10; 34. UC Riverside, 7; 35. (tie) Cleveland St. and Wayne St. (Mich.), 5; 37. Tufts, 4; 38. (tie) Bowdoin, Brockport St., New Paltz St., Wash. & Lee and Wesleyan (Conn.), 3; 43. Central Mich., 2; 44. (tie) Frank & Marsh., Mo.-Rolla and Western St., 1.

1972: 1. Eastern Mich., 222; 2. (tie) UC Irvine and Cal St. Northridge, 164; 4. Springfield, 150; 5. South Fla., 143; 6. Johns Hopkins, 133; 7. Northern Mich., 117; 8. Kenyon, 95; 9. Cal St. Chico, 90; 10. Cal St. Fullerton, 73; 11. Ashland, 71; 12. Western Ill., 52; 13. (tie) Amherst and Puget Sound, 40; 15. Williams, 33; 16. (tie) Alas. Anchorage and Wheaton (Ill.), 31; 18. Denison, 29; 19. Ill.-Chicago, 26; 20. Cal Poly Pomona, 22; 21. Monmouth, 20; 22. Cleveland St., 15; 23. (tie) Oneonta St., Wayne St. (Mich.) and Western St., 14; 26. (tie) Sacramento St. and Northern Iowa, 13; 28. (tie) East Stroudsburg, Cal St. Hayward and Oberlin, 12; 31. Southwest Mo. St., 11; 32. (tie) Buffalo St., UC Davis, Merchant Marine, Mo.-Rolla and Southern Conn. St., 9; 37. Oakland, 8; 38. Wesleyan (Conn.), 6; 39. Maritime (N.Y.), 5; 40. (tie) Catholic and Clarion, 3; 42. (tie) Cortland St. and Northern Colo., 2; 44. Evansville and Wilkes, 1.

1973: 1. Cal St. Chico, 262; 2. UC Irvine, 212; 3. Johns Hopkins, 155; 4. Eastern Ill., 139; 5. UC Davis, 128; 6. Cal St. Northridge, 106; 7. Northern Colo., 98; 8. Western Ill., 89; 9. Kenyon, 85; 10. Springfield, 78; 11. Clarion, 52; 12. Puget Sound, 45; 13. Merchant Marine, 38; 14. Catholic, 37; 15. Amherst, 35; 16. Wheaton (Ill.), 34; 17. Northern Mich., 32; 18. (tie) Bowdoin and Oneonta St., 31; 20. Williams, 22; 21. Ashland, 21; 22. Wayne St. (Mich.), 15; 23. Southern Conn. St., 14; 24. (tie) Hamilton, Maritime (N.Y.), Valparaiso, 13; 27. St. Lawrence, 12; 28. (tie) Buffalo St., South Fla. and Western St., 11; 31. Oberlin, 10; 32. (tie) Cal St. Fullerton and Evansville, 9; 34. Denison and Northern Iowa, 7; 36. (tie) Cal St. Hayward and Youngstown St., 5; 38. Indiana (Pa.), 4; 39. (tie) Cal Poly Pomona, King's (Pa.) and Southwest Mo. St., 3; 42. Minn. St. Mankato, 2; 43. (tie) Central Conn. St., Cleveland St., Mo.-Rolla and Old Dominion, 1.

1974: 1. Cal St. Chico, 285; 2. UC Davis, 227; 3. Eastern Ill., 158; 4. Cal St. Northridge, 136; 5. UC Irvine, 126; 6. Johns Hopkins, 114; 7. Oakland, 79; 8. Monmouth, 65; 9. (tie) Springfield and Wheaton (Ill.), 50; 11. Bowdoin, 46; 12. Clarion, 42; 13. Puget Sound, 38; 14. Oneonta St., 37; 15. Northern Mich., 34; 16. Cal Poly, 34; 17. Kenyon, 28; 18. Ashland, 26; 19. Buffalo St., 25; 20. (tie) Ill.-Chicago, Southern Conn. St. and Western Ill., 24; 24. (tie) Evansville, Humboldt St. and Occidental, 23; 27. (tie) Hamilton and Wash. & Jeff., 20; 29. Wabash, 19; 30. Mo.-Rolla, 17; 31. Oberlin, 16; 32. Western St., 13; 33. (tie) Amherst and Denison, 12; 35. Allegheny, 11; 36. (tie) Indiana (Pa.) and Southwest Mo. St., 7; 38. (tie) Babson and Cal St. Hayward, 6; 40. (tie) Grinnell and Northern Iowa, 3; 42. (tie) Bethany (W.Va.), East Stroudsburg, Wayne St. (Mich.) and Youngstown St., 1.

1975: 1. Cal St. Northridge, 277; 2. UC Irvine, 210; 3. Eastern Ill., 169; 4. Oakland, 166; 5. Springfield, 161; 6. Puget Sound, 129; 7. UC Davis, 127; 8. Western Ill., 111; 9. Cal Poly, 70; 10. Northern Mich., 61; 11. Edinboro, 57; 12. Clarion, 54; 13. Mo.-Rolla, 45; 14. Western St., 41; 15. Indiana (Pa.), 39; 16. Northern Iowa, 36; 17. Southern Conn. St., 35; 18. (tie) Babson and Cal Poly Pomona, 31; 20. Buffalo St., 25; 21. Bloomsburg, 21; 22. Wayne St. (Mich.), 11; 23. Wisconsin-Oshkosh, 10; 24. (tie) Minn. St. Mankato, West Va. Wesleyan (Conn.), 9; 26. (tie) Evansville and Slippery Rock, 6; 28. Cal St. Hayward, 3.

1976: 1. Cal St. Chico, 428; 2. Cal St. Northridge, 283; 3. Oakland, 186; 4. UC Irvine, 184; 5. Springfield, 121; 6. Clarion, 105; 7. Eastern Ill., 101; 8. Puget Sound, 75; 9. Western Ill., 70; 10. Southern Conn. St., 52; 11. Edinboro, 47; 12. Cal St. L.A., 45; 13. Mo.-Rolla, 37; 14. Northern Mich., 33; 15. UC Davis, 32; 16. Indiana (Pa.), 31; 17. Cal Poly, 30; 18. Cal Poly Pomona, 19; 19. Chicago St., 18; 20. East Stroudsburg, 16; 21. Buffalo St., 9; 22. Evansville, 8; 23. Wayne St. (Mich.), 7; 24. Bloomsburg, 5; 25. Youngstown St., 4; 26. St. Cloud St., 3; 27. Slippery Rock, 2; 28. (tie) Ill.-Chicago and Northern Iowa, 1.

1977: 1. Cal St. Northridge, 326; 2. UC Irvine, 305; 3. Cal St. Chico, 290; 4. Clarion, 146; 5. Oakland, 134; 6. Puget Sound, 87; 7. Chicago St., 73; 8. Mo.-Rolla, 72; 9. Indiana (Pa.), 65; 10. Western Ill., 61; 11. Northern Mich., 58; 12. Eastern Ill., 53; 13. Springfield, 38; 13. (tie) UC Davis and Youngstown St., 34; 16. East Stroudsburg, 33; 17. Edinboro, 32; 18. Bloomsburg, 23; 19. Cal St. L.A., 16; 20. Cal Poly Pomona, 15; 21. (tie) Cal St. Hayward and Ill.-Chicago, 14; 23. Northern Iowa, 12; 24. Cal Poly, 8; 25. Evansville, 5; 26. (tie) Southern Conn. St. and Southwest Mo. St., 2; 28. Buffalo St., 1.

1978: 1. Cal St. Northridge, 304; 2. Cal St. Chico, 282; 3. Oakland, 182; 4. Clarion, 179; 5. Chicago St., 126; 6. Northern Mich., 123; 7. Puget Sound, 112; 8. UC Davis, 100; 9. Youngstown St., 56; 10. Bloomsburg, 55; 11. Western Ill., 51; 12. Springfield, 47; 13. Edinboro, 43; 14. Indiana (Pa.), 42; 15. East Stroudsburg, 41; 16. Shippensburg, 40; 17. Cal Poly Pomona, 38; 18. Eastern Ill., 33; 19. Cal St. L.A., 26; 20. Cal St. Hayward, 20; 21. Southern Conn. St., 18; 22. Mo.-Rolla, 12; 23. Ferris St., 9; 24. (tie) Northern Iowa and Southwest Mo. St., 4; 26. Wayne St. (Mich.), 2; 27. St. Cloud St., 1.

1979: 1. Cal St. Northridge, 384; 2. Oakland, 170; 3. Cal St. Chico, 145; 4. Cal Poly Pomona, 140; 5. Puget Sound, 138; 6. Northern Mich., 137; 7. UC Davis, 107; 8. Ill.-Chicago, 85; 9. Wayne St. (Mich.), 70; 10. Clarion, 65; 11. Southern Conn. St., 55; 12. Shippensburg, 51; 13. Chicago St., 47; 14. Monmouth, 36; 15. Eastern Ill., 35; 16. Indiana (Pa.), 34; 17. Tampa, 27; 18. Western Ill., 26; 19. Towson, 21; 20. Cal St. L.A., 20; 21. Colorado Mines, 19; 22. East Stroudsburg, 17; 23. Bloomsburg, 16; 24. (tie) Mo.-Rolla, South Dakota St. and Youngstown St., 13; 27. Loyola (Md.), 12; 28. Cal St. Hayward, 10; 29. (tie) Cal Poly, Northern Iowa and St. Cloud St., 9; 32. Edinboro, 7; 33. Northern Colo., 5; 34. (tie) Southeast Mo. St. and Wright St., 4.

1980: 1. Oakland, 312; 2. Cal St. Northridge, 263; 3. Cal St. Chico, 229; 4. Puget Sound, 202; 5. UC Davis, 131; 6. Northern Mich., 114; 7. Wayne St. (Mich.), 85; 8. Eastern Ill., 76; 9. Southern Conn. St., 70; 10. Ill.-Chicago, 67; 11. Northern Iowa, 55; 12. Shippensburg, 49; 13. Edinboro, 44; 14. Cal Poly, 40; 15. Clarion, 36; 16. UC Riverside, 30; 17. Western Ill., 27; 18. St. Cloud St., 18; 19. Mo.-Rolla, 15; 20. Indiana (Pa.), 14; 21. Youngstown St., 12; 22. Colorado Mines, 12; 23. Monmouth, 11; 24. Mass.-Lowell, 10; 25. Southeast Mo. St., 9; 26. Wright St., 8; 27. Bloomsburg, 5; 28. (tie) Cal St. Hayward and Cal St. L.A., 3; 30. Sacramento St. and Central Mo. St., 1.

1981: 1. Cal St. Northridge, 349; 2. Oakland, 338; 3. Puget Sound, 195; 4. Cal St. Chico, 176; 5. Eastern Ill., 126; 6. Cal Poly, 83; 7. Shippensburg, 65; 8. Wayne St. (Mich.), 56; 9. (tie) Cal St. Hayward and St. Cloud St., 44; 11. UC Davis, 38; 12. Tampa, 35; 13. Southern Conn. St., 32; 14. Southeast Mo. St., 29; 15. Colorado Mines, 28; 16. UC Riverside, 24; 17. Edinboro, 21; 18. Cal St. L.A., 20; 19. Mass.-Lowell, 18; 20. Wright St., 17; 21. Monmouth, 16; 22. Western Ill., 15; 23. Youngstown St., 13; 23. Sacramento St., 11; 24. Mo.-Rolla, 7; 25. (tie) Slippery Rock and Southwest Mo. St., 3; 27. Ferris St., 2.

1982: 1. Cal St. Northridge, 444; 2. Puget Sound, 244½; 3. Oakland, 229; 4. Cal St. Chico, 198; 5. Clarion, 152; 6. Cal Poly, 121; 7. Southwest Mo. St., 86; 8. Tampa, 73; 9. UC Davis, 66; 10. Shippensburg, 51; 11. Mo.-Rolla, 47; 12. Wayne St. (Mich.), 46; 13. Edinboro, 33; 14. Mass.-Lowell, 28½; 15. Cal St. L.A., 27; 16. Wright St., 23; 17. St. Cloud St., 17; 18. Southern Ore., 16; 19. (tie) Indiana (Pa.) and Southern Conn. St., 9; 21. Monmouth, 8; 22. Cal St. Hayward, 7; 23. Minn. St. Mankato, 4; 24. (tie) Sacramento St. and Springfield, 2; 26. Eastern Wash., 1.

1983: 1. Cal St. Northridge, 352½; 2. Oakland, 347½; 3. Cal St. Chico, 262; 4. Clarion, 136½; 5. Tampa, 112; 6. Shippensburg, 111; 7. Puget Sound, 108½; 8. Cal Poly, 71½; 9. UC Davis, 68; 10. Mo.-Rolla, 62; 11. Mass.-Lowell, 60½; 12. Monmouth, 37; 13. Sacramento St., 36; 14. Wright St., 32; 15. Southern Conn. St., 28; 16. St. Cloud St., 25; 17. (tie) Cal St. L.A. and Slippery Rock, 21; 19. (tie) Springfield and Wayne St. (Mich.), 16; 21. Edinboro, 13; 22. South Dakota, 10; 23. Cal St. Hayward, 3; 24. Indiana (Pa.), 2; 25. Adelphi, 1.

1984: 1. Cal St. Northridge, 319½; 2. Oakland, 226; 3. Clarion, 225; 4. Cal St. Chico, 207; 5. Puget Sound, 186; 6. Tampa, 159; 7. UC Davis, 146½; 8. Shippensburg, 117; 9. Mo.-Rolla, 100; 10. Cal Poly, 95; 11. Wright St., 28; 12. Sacramento St., 26; 13. St. Cloud St., 25; 14. Slippery Rock, 23; 15. UC Riverside, 16; 16. (tie) Southern Conn. St. and Springfield, 13; 18. Cal St. Hayward, 9; 19. Wayne St. (Mich.), 7; 20. Ferris St., 4; 21. Adelphi, 3; 22. San Francisco, 2; 23. East Stroudsburg, 1.

1985: 1. Cal St. Northridge, 488; 2. Cal St. Bakersfield, 417½; 3. Tampa, 293; 4. Wright St., 282; 5. Clarion, 246; 6. Oakland, 201; 7. Cal St. Chico, 193½; 8. Cal Poly, 190½; 9. Puget Sound, 186; 10. Mo.-Rolla, 149; 11. Shippensburg, 115½; 12. UC Davis, 101; 13. Sacramento St., 72½; 14. Southern Conn. St., 61½; 15. Springfield, 52; 16. Slippery Rock, 36; 17. Illinois Tech, 35; 18. St. Cloud St., 31; 19. (tie) Ferris St. and Wayne St. (Mich.), 17; 21. (tie) Alas. Anchorage and West Chester, 12; 23. Indianapolis, 7; 24. Indiana (Pa.), 6; 25. (tie) Alas. Fairbanks and San Fran. St., 5; 27. (tie) Cal St. Hayward and Minn. St. Mankato, 4; 29. (tie) Colorado Mines and East Stroudsburg, 1.

1986: 1. Cal St. Bakersfield, 549; 2. Cal St. Northridge, 438; 3. Oakland, 335; 4. Tampa, 321; 5. Clarion, 228½; 6. Wright St., 211; 7. Cal St. Chico, 202½; 8. Mo.-Rolla, 181; 9. Puget Sound, 112; 10. Cal Poly, 111; 11. Shippensburg, 79; 12. UC Davis, 66; 13. Springfield, 57; 14. Southern Conn. St., 53; 15. North Dakota, 43; 16. Alas. Fairbanks, 34; 17. Edinboro, 14; 18. St. Cloud St., 11; 19. (tie) Kutztown and San Fran. St., 8; 21. Cal St. L.A., 5; 22. (tie) East Stroudsburg, Ferris St. and Indianapolis, 3.

1987: 1. Cal St. Bakersfield, 479½; 2. Oakland, 246; 3. Cal St. Northridge, 237½; 4. Wright St., 193; 5. Cal St. Chico, 141; 6. Tampa, 140½; 7. Clarion, 108; 8. Cal Poly, 72½; 9. Shippensburg, 71; 10. Southern Conn. St., 59; 11. UC Davis, 45; 12. North Dakota, 30; 13. West Chester, 26; 14. Alas. Fairbanks, 25; 15. Cal St. Hayward, 22; 16. Mo.-Rolla, 15; 17. Alas. Anchorage, 4; 18. Edinboro, 3; 19. Cal St. L.A., 2; 20. Indiana (Pa.), 1.

1988: 1. Cal St. Bakersfield, 397; 2. Oakland, 344½; 3. Clarion, 264; 4. Cal St. Northridge, 233½; 5. Cal St. Chico, 156; 6. Shippensburg, 129; 7. UC Davis, 66; 8. North Dakota, 57; 9. Cal Poly, 34; 10. Mo.-St. Louis, 33; 11. Southern Conn. St., 32; 12. Ferris St., 24; 13. (tie) Edinboro and Tampa, 18; 15. West Chester, 17; 16. Springfield, 12; 17. Sacramento St., 3; 18. (tie) South Dakota and Wayne St. (Mich.), 2.

1989: 1. Cal St. Bakersfield, 571; 2. Oakland, 406; 3. Cal St. Chico, 243; 4. Shippensburg, 205; 5. Clarion, 204; 6. Cal St. Northridge, 154; 7. UC Davis, 149; 8. North Dakota, 137; 9. Tampa, 35; 10. Alas.

Anchorage, 24; 11. Edinboro, 23; 12. Mo.-St. Louis, 22; 13. Mo.-Rolla, 16; 14. Ferris St., 15; 15. Metro St., 9; 16. Springfield, 7½; 17. South Dakota, 6; 18. Buffalo, 3½.

1990: 1. Cal St. Bakersfield, 830; 2. Oakland, 686; 3. Cal St. Northridge, 392; 4. Cal St. Chico, 349½; 5. Shippensburg, 301; 6. North Dakota, 163; 7. Clarion, 160; 8. UC Davis, 147; 9. Buffalo, 138; 10. Tampa, 111; 11. Cal Poly, 91; 12. Ashland, 68; 13. Alas. Anchorage, 48½; 14. Ferris St., 48; 15. Wis.-Milwaukee, 29; 16. Mo.-Rolla, 24; 17. Southern Conn. St., 12; 18. East Stroudsburg, 12; 19. Kutztown, 8; 20. Truman, 7; 21. (tie) Cal St. Hayward and Edinboro, 5; 23. Indiana (Pa.), 4½; 24. (tie) South Dakota, Springfield and West Chester, 3; 27. Minn. St. Mankato, 2.

1991: 1. Cal St. Bakersfield, 853½; 2. Oakland, 652; 3. Clarion, 357; 4. Shippensburg, 296; 5. UC Davis, 264½; 6. Cal St. Chico, 234; 7. Buffalo, 229; 8. Cal Poly, 214; 9. North Dakota, 112; 10. Ashland, 73; 11. Mo.-St. Louis, 58; 12. Alas. Anchorage, 38; 13. South Dakota, 37; 14. (tie) Cal St. L.A. and Springfield, 30; 16. (tie) Edinboro and Metro St., 26; 18. Mo.-Rolla, 25; 19. Southern Conn. St., 24; 20. West Chester, 22; 21. Slippery Rock, 19; 22. Truman, 14; 23. Grand Valley St., 8; 24. St. Cloud St., 6.

1992: 1. Cal St. Bakersfield, 910; 2. Clarion, 481; 3. Oakland, 480½; 4. UC Davis, 368; 5. Shippensburg, 277; 6. Cal Poly, 219; 7. Mo.-St. Louis, 200; 8. Alas. Anchorage, 159; 9. Edinboro, 72; 10. Southern Conn. St., 66; 11. North Dakota, 54; 12. South Dakota, 48; 13. Grand Valley St., 37; 14. Mo.-Rolla, 26; 15. St. Cloud St., 24; 16. Fla. Atlantic, 22½; 17. Indiana (Pa.), 18; 18. Springfield, 17; 19. West Chester, 16; 20. Cal St. L.A., 14; 21. Denver, 13; 22. Minn. St. Mankato, 9; 23. Delta St., 7; 24. Ashland, 6; 25. (tie) Cal St. San B'dino and Ferris St., 4.

1993: 1. Cal St. Bakersfield, 951; 2. Oakland, 549½; 3. UC Davis, 493; 4. Cal Poly, 286; 5. South Dakota, 178; 6. Clarion, 177; 7. Fla. Atlantic, 170½; 8. Southern Conn. St., 169; 9. Shippensburg, 136½; 10. North Dakota, 71; 11. Edinboro, 59; 12. Alas. Anchorage, 58½; 13. Grand Valley St., 42; 14. Minn. St. Mankato, 34; 15. Ashland, 25; 16. West Chester, 21; 17. Mo.-St. Louis, 18; 18. Tampa, 13; 19. Denver, 10; 20. Springfield, 7; 21. Mo.-Rolla, 4.

1994: 1. Oakland, 791; 2. Cal St. Bakersfield, 718½; 3. UC Davis, 508½; 4. Edinboro, 260; 5. South Dakota, 204; 6. Denver, 159; 7. Clarion, 101; 8. North Dakota, 95½; 9. Southern Conn. St., 92; 10. Shippensburg, 78½; 11. Alas. Anchorage, 70; 12. Metro St., 53½; 13. Wayne St. (Mich.), 36; 14. Springfield, 27; 15. Cal Poly, 26; 16. Mo.-Rolla, 23; 17. Grand Valley St., 22; 18. Tampa, 17; 19. West Chester, 15; 20. Minn. St. Mankato, 14; 21. St. Cloud St., 13½.

1995: 1. Oakland, 890; 2. Cal St. Bakersfield, 573; 3. Drury, 407; 4. Clarion, 279; 5. North Dakota, 242½; 6. Ashland, 188; 7. Edinboro, 183½; 8. Shippensburg, 173; 9. UC Davis, 107; 10. West Chester, 96½; 11. Southern Conn. St., 86½; 12. Alas. Anchorage, 60; 13. Denver, 53; 14. Mo.-Rolla, 48; 15. Metro St., 40; 16. (tie) St. Cloud St. and Slippery Rock, 40; 18. Wayne St. (Mich.), 13; 19. South Dakota, 12; 20. Tampa, 7.

1996: 1. Oakland, 869½; 2. Cal St. Bakersfield, 620; 3. Drury, 556; 4. Ashland, 266; 5. Denver, 220; 6. North Dakota, 150; 7. Clarion, 128; 8. Truman, 118; 9. South Dakota, 110½; 10. Henderson St., 106; 11. Tampa, 94; 12. Kutztown, 86; 13. West Chester, 58; 14. UC Davis, 48; 15. Alas. Anchorage, 45; 16. Metro St., 37; 17. St. Cloud St., 26; 18. Wayne St. (Mich.), 21; 19. Slippery Rock, 19; 20. Gannon, 17; 21. (tie) Shippensburg and West Va. Wesleyan, 14; 23. Southern Conn. St., 13; 24. Mo.-Rolla, 11; 25. Colorado Mines, 8; 26. (tie) Fairmont St. and Indiana (Pa.), 4.

1997: 1. Oakland, 767; 2. Drury, 623; 3. Cal St. Bakersfield, 566; 4. Clarion, 288; 5. UC Davis, 202; 6. North Dakota, 200; 7. South Dakota, 176; 8. Mo.-Rolla, 128; 9. Shippensburg, 113; 10. Henderson St., 109;

11. Truman, 99; 12. Ashland, 77; 13. San Fran. St., 75; 14. Delta St., 68; 15. West Va. Wesleyan, 67; 16. Tampa, 43; 17. West Chester, 39; 18. Metro St., 28; 19. Southern Conn. St., 27; 20. Gannon, 24; 21. Slippery Rock, 19; 22. St. Cloud St., 12; 23. Wayne St. (Mich.), 10; 24. Alas. Anchorage, 5.

1998: 1. Cal St. Bakersfield, 732; 2. Drury, 641; 3. Mo.-Rolla, 234; 4. Salem Int'l, 224; 5. Tampa, 212½; 6. South Dakota, 209½; 7. Clarion, 181; 8. North Dakota, 160; 9. Ouachita Baptist, 154; 10. Metro St., 153; 11. Truman, 148; 12. UC Davis, 141; 13. Indiana (Pa.), 97; 14. West Va. Wesleyan, 88; 15. Kutztown, 82; 16. St. Cloud St., 63; 17. West Chester, 54; 18. Ashland, 47; 19. San Francisco, 39; 20. (tie) Fairmont and Southern Conn. St., 35; 22. Delta St., 34; 23. Slippery Rock, 17; 24. Alas. Anchorage, 15; 25. (tie) Colorado Mines and South Dakota St., 11; 27. Henderson, 10; 28. Indianapolis, 7; 29. Wheeling Jesuit, 5.

1999: 1. Drury, 829; 2. Cal St. Bakersfield, 557; 3. South Dakota, 281; 4. North Dakota, 227; 5. Tampa, 223; 6. UC Davis, 219; 7. Mo.-Rolla, 184; 8. Salem Int'l, 172; 9. Truman, 167; 10. Ouachita Baptist, 156; 11. Central Wash., 104; 12. Henderson St., 96; 13. West Chester, 87; 14. St. Cloud St., 58; 15. (tie) Delta St. and Southern Conn. St., 51; 17. Fairmont St., 48; 18. Clarion, 37; 19. Metro St., 34; 20. Westminster (Pa.), 31; 21. (tie) Ashland and Grand Valley St., 22; 23. Slippery Rock, 17; 24. Alas. Anchorage, 16; 25. Shippensburg, 12; 26. Wayne St. (Mich.), 10; 27. Colorado Mines, 7; 28. Indianapolis, 2.

2000: 1. Cal St. Bakersfield, 687; 2. Drury, 630; 3. West Chester, 277; 4. UC Davis, 275; 5. North Dakota, 249; 6. Mo.-Rolla, 225; 7. Ouachita Baptist, 200; 8. Tampa, 187½; 9. Truman, 155; 10. Delta St., 143½; 11. South Dakota, 125½; 12. Clarion, 109; 13. Henderson St., 83; 14. Wheeling Jesuit, 82; 15. Indianapolis, 76; 16. St. Cloud St., 61½; 17. Westminster (Pa.), 47; 18. Ashland, 39; 19. Fairmont St., 33; 20. Metro St., 30; 21. Southern Conn. St., 25; 22. Grand Valley St., 21; 23. Shippensburg, 5; 24. Colorado Mines, 4; 25. Central Wash., 2.

2001: 1. Cal St. Bakersfield, 621; 2. Drury, 562½; 3. North Dakota, 390; 4. UC Davis, 334; 5. Mo.-Rolla, 298; 6. West Chester, 283; 7. Tampa, 223; 8. UC San Diego, 179; 9. Ouachita Baptist, 178; 10. Delta St., 130; 11. Clarion, 129; 12. Indianapolis, 116½; 13. Southern Conn. St., 76; 14. Wayne St. (Mich.), 56; 15. Ashland, 52; 16. Truman, 44; 17. Wheeling Jesuit, 38; 18. (tie) Bentley and Metro St., 23; 20. Fairmont St., 21; 21. (tie) Westminster (Pa.), South Dakota and Shippensburg, 11; Central Wash., 10; 25. Kutztown, 9; 26. Henderson St., 2.

2002: 1. Cal St. Bakersfield, 529; 2. North Dakota, 507; 3. Drury, 414; 4. Tampa, 321; 5. Mo.-Rolla, 302½; 6. West Chester, 271; 7. Southern Conn. St., 229½; 8. Clarion, 175; 9. Truman, 174; 10. UC Davis, 140; 11. Colorado Mines, 119; 12. Delta St., 117.50; 13. UC San Diego, 105; 14. Henderson St., 98; 15. (tie) Wayne St. (Mich.) and Indianapolis, 94; 17. South Dakota, 84; 18. Ashland, 68; 19. Wheeling Jesuit, 53; 20. Kutztown, 51½; 21. Fairmont St., 31; 22. Grand Valley St., 18; 23. Indiana (Pa.), 13; 24. Metro St., 9; 25. Westminster (Pa.), 5; 26. South Dakota St., 4.

2003: 1. Drury, 612; 2. Cal St. Bakersfield, 535; 3. North Dakota, 392½; 4. West Chester, 321; 5. UC Davis, 225½; 6. Tampa, 211; 7. Delta St., 199; 8. Clarion, 169; 9. South Dakota, 159½; 10. Indianapolis, 158; 11. Southern Conn. St., 157; 12. Truman, 134; 13. Mo.-Rolla, 97; 14. UC San Diego, 96; 15. Wayne St. (Mich.), 84; 16. Henderson St., 80; 17. Ouachita Baptist, 73; 18. Central Wash., 45; 19. Grand Valley St., 39; 20. Colorado Mines, 34; 21. Metro St., 28½; 22. Ashland, 27; 23. Wheeling Jesuit, 25; 24. Seattle, 22; 25. Minn. St. Mankato, 18; 26. Le Moyne, 14; 27. (tie) Shippensburg and Indiana (Pa.), 11; 29. Kutztown, 2; 30. Lewis, 1.

Swimming and Diving



DIVISION III

2003 Championships

Highlights

Pool Poise: Kenyon won 15 of 20 events to claim its 24th consecutive team title March 20-22 at Emory. The Lords' winning point total of 756¹/₂ was the highest in Division III history and nearly twice the score of runner-up Johns Hopkins.

Kenyon's Marc Courtney-Brooks won seven titles, three individually and four in relays. He won the 100-, 200- and 500-yard freestyles, breaking 15-year-old records in the latter two. Teammate Andrejs Duda also won three individual events — the 200-yard individual medley and the 100- and 200-yard butterfly.

Kalamazoo's Anthony Holt won both springboard events.

For the complete story go to the March 31, 2003 issue of The NCAA News at www.ncaa.org on the World Wide Web.

TEAM STANDINGS

1. Kenyon	756 ¹ / ₂	17. Williams	55	33. Mary Washington ..	14
2. Johns Hopkins	384 ¹ / ₂	18. Wis.-Stevens Point..	48	34. Trinity (Tex.).....	12
3. Emory	292	19. Mount Union	36	35. Rensselaer	11 ¹ / ₂
4. Carnegie Mellon	272	UC Santa Cruz	36	36. Wis.-La Crosse	11
5. Denison.....	258	21. Wittenberg.....	35	37. Willamette.....	9
6. Wheaton (Ill.)	200	22. Rose-Hulman.....	34	38. St. Olaf.....	7
7. Whitworth	169	Wis.-Oshkosh	34	Connecticut Col.	7
8. TCNJ	136 ¹ / ₂	24. Allegheny.....	32	40. Redlands	6
9. Amherst	132 ¹ / ₂	25. New York U.	30	41. Bridgewater St.	5
10. Kalamazoo.....	124	26. Millikin.....	29	Coast Guard	5
Washington (Mo.)..	124	27. Carleton.....	27 ¹ / ₂	43. Principia.....	3
12. Calvin.....	111	28. St. John's (Minn.) ...	25 ¹ / ₂	Geneseo St.....	3
13. Hope	95 ¹ / ₂	29. Gust. Adolphus	24	45. MIT.....	2
14. Union (N.Y.).....	91	30. Merchant Marine ...	20	46. Wash. & Lee	1
15. Hamilton	66	31. DePauw	19	St. Thomas (Minn.) .	1
16. Springfield.....	58	32. Lycoming.....	18		



Photo by Erik Lesser/NCAA Photos

Kenyon's Andrejs Duda won three individual events—the 200-yard individual medley and the 100- and 200-yard butterfly, helping Kenyon compile a record team score.

INDIVIDUAL RESULTS

50-yard freestyle: Final—1. Eddis Singleton, Mount Union, 20.07; 2. Nathan DeCapria, Lycoming, 20.77; 3. Elliot Seguin, Union (N.Y.), 21.03; 4. Alex Anderson, Wis.-Stevens Point, 21.04; 5. Justin Brannock, Johns Hopkins, 21.05; 6. Thomas Ashby, Kenyon, 21.08; 7. Brian Jucha, Carnegie Mellon, 21.15; 8. James Arnold, St. John's (Minn.), 21.19. **Consolation**—9. Ridgely Harrison, Union (N.Y.), 21.12; 10. Sam Gyorf, Wheaton (Ill.), 21.19; 11. Dustin Pfeif, Denison, 21.29; 12. Greg Haar, Denison, 21.33; 13. Jason Brown, Carleton, 21.34; 14. Brian Slagh, Hope, 21.35; 15. Aran Lawrence, Hamilton, 21.39; 16. Brad White, Calvin, 21.45.

100-yard freestyle: Final—1. Marc Courtney-Brooks, Kenyon, 44.51; 2. Paul Gyorf, Wheaton (Ill.), 44.93; 3. Eddis Singleton, Mount Union, 45.62; 4. Elliot Seguin, Union (N.Y.), 45.71; 5. Justin Brannock, Johns Hopkins, 45.83; 6. Matt Johnson, Washington (Mo.), 45.94; 7. Jason Brown, Carleton, 46.14; 8. James Arnold, St. John's (Minn.), 46.31. **Consolation**—9. Read Boon, Kenyon, 45.91; 10. Ben Weston, UC Santa Cruz, 46.05; 11. Jon Phillipsborn, Kenyon, 46.16; 12. Greg Haar, Denison, 46.31; 13. Brian Jucha, Carnegie Mellon, 46.41; 14. Thomas Ashby, Kenyon, 46.42; 15.

Brian Slagh, Hope, 46.53; 16. Nathan DeCapria, Lycoming, 47.03.

200-yard freestyle: Final—1. Marc Courtney-Brooks, Kenyon, 1:36.98 (meet record; old record 1:37.09, Dennis Mulvihill, Kenyon, 1988); 2. Justin Brannock, Johns Hopkins, 1:38.24; 3. Ben Weston, UC Santa Cruz, 1:38.32; 4. Chris Pearson, Carnegie Mellon, 1:38.97; 5. Read Boon, Kenyon, 1:39.11; 6. Brian Slagh, Hope, 1:41.13; 7. (tie) Ben Fell, Rensselaer, and Jason Brown, Carleton, 1:41.62. **Consolation**—9. Louis Arruda, Springfield, 1:41.20; 10. Greg Haar, Denison, 1:41.22; 11. Ridgely Harrison, Union (N.Y.), 1:41.74; 12. Elliot Seguin, Union (N.Y.), 1:41.76; 13. A.J. Penninga, Calvin, 1:42.15; 14. Judsen Schneider, Kalamazoo, 1:42.46; 15. Peter Gosselar, Kenyon, 1:43.02; 16. James Arnold, St. John's (Minn.), 1:43.47.

500-yard freestyle: Final—1. Marc Courtney-Brooks, Kenyon, 4:23.28 (meet record; old record 4:24.54, Dennis Mulvihill, Kenyon, 1988); 2. Elliot Rushton, Kenyon, 4:24.20; 3. Chris Pearson, Carnegie Mellon, 4:26.45; 4. Scott Armstrong, Johns Hopkins, 4:27.29; 5. Read Boon, Kenyon, 4:27.51; 6. Ben Weston, UC Santa Cruz, 4:28.07; 7. Kevin Wang, Whitworth, 4:31.70; 8. Leandro Monteiro, Kenyon, 4:32.09. **Consolation**—9. Richard Kinnett, Emory, 4:35.11; 10.

Jon Kleinman, Johns Hopkins, 4:35.37; 11. John Schutt, Denison, 4:35.47; 12. Andy Hoffman, Denison, 4:36.00; 13. Brian Hunter, Carnegie Mellon, 4:37.23; 14. Scott Whitbeck, Kalamazoo, 4:38.12; 15. Jason Bodell, Emory, 4:39.63; 16. Chris Vollmand-Carstens, Williams, 4:39.88.

1,650-yard freestyle: Final—1. Elliot Rushton, Kenyon, 15:26.02; 2. Scott Armstrong, Johns Hopkins, 15:28.83; 3. Kevin Wang, Whitworth, 15:39.58; 4. Richard Kinnett, Emory, 15:45.86; 5. John Schutt, Denison, 15:52.27; 6. Dan Weissman, Emory, 15:54.63; 7. Steve Shapiro, Amherst, 16:01.17; 8. Andy Hoffman, Denison, 16:01.19; 9. Jon Kleinman, Johns Hopkins, 16:07.03; 10. Andrew Dunlevy, Merchant Marine, 16:07.23; 11. Scott Whitbeck, Kalamazoo, 16:08.49; 12. Kevin Paavola, Carnegie Mellon, 16:09.34; 13. Peter Gosselar, Kenyon, 16:10.78; 14. Tim Reed, Hamilton, 16:11.13; 15. Matt Chana, Johns Hopkins, 16:11.63; 16. Loren Kilgore, Whitworth, 16:18.32.

100-yard backstroke: Final—1. Russell Hunt, Kenyon, 49.00; 2. Leandro Monteiro, Kenyon, 49.46; 3. Brian McCarthy, Carnegie Mellon, 49.78; 4. Ryan Freeman, Whitworth, 50.00; 5. Carlos Vega, Kenyon, 50.79; 6. Will Cunningham, Williams, 50.83; 7. (tie)

Jeff Klug, Emory, and Dave Lofthus, Johns Hopkins, 51.05. *Consolation*—9. Eric Swinn, Willamette, 51.07; 10. Chris Halstead, Emory, 51.71; 11. (tie) Ian Kobes, Hope, and Fernando Rodriguez, 51.79; 13. Rick Estacio, Amherst, 51.82; 14. Tyler Langdale, Principia, 52.04; 15. Tyler Dobelbower, Wheaton (Ill.), 52.06; 16. Eric Ritter, Wash. & Lee, 52.37.

200-yard backstroke: *Final*—1. Leandro Monteiro, Kenyon, 1:48.51; 2. Brian McCarthy, Carnegie Mellon, 1:50.00; 3. Ryan Freeman, Whitworth, 1:50.50; 4. Brandon Burke, Emory, 1:50.99; 5. Tyler Dobelbower, Wheaton (Ill.), 1:51.00; 6. Jeff Klug, Emory, 1:51.29; 7. John Balfour, Johns Hopkins, 1:51.67; 8. Will Cunningham, Williams, 1:52.96. *Consolation*—9. Fernando Rodriguez, Kenyon, 1:50.80; 10. Chris Halstead, Emory, 1:51.56; 11. Rick Estacio, Amherst, 1:51.67; 12. Travis Brennon, Kenyon, 1:51.85; 13. Evan Kennel, DePauw, 1:52.50; 14. Matthew Coburn, Trinity (Tex.), 1:52.70; 15. Dan Weissman, Emory, 1:54.39; 16. David Linn, St. Thomas (Minn.), 1:56.66.

100-yard breaststroke: *Final*—1. Matthew Smith, Rose-Hulman, 56.20; 2. Alex Anderson, Wis.-Stevens Point, 56.81; 3. Tom Sur, Millikin, 56.84; 4. Scott Pitz, Johns Hopkins, 57.15; 5. (tie) Steve Swenson, TCNJ, and Mike Pohorylo, Amherst, 57.18; 7. Paul Kaminsky, Kenyon, 57.22; 8. Yusuke Iiomori, Wis.-Oshkosh, 57.43. *Consolation*—9. Matt Kacprzak, TCNJ, 57.59; 10. Daniel Kiepfer, Kenyon, 57.60; 11. Andrew Kurtz, Kalamazoo, 57.64; 12. Ben Douglass, Denison, 57.73; 13. Tyler Harris, Johns Hopkins, 57.75; 14. Pat Kennedy, Amherst, 58.09; 15. Bruce Dibello, MIT, 58.53; 16. David Dettmann, Wis.-La Crosse, 1:01.15.

200-yard breaststroke: *Final*—1. Daniel Kiepfer, Kenyon, 2:02.07; 2. Mike Pohorylo, Amherst, 2:03.02; 3. Scott Pitz, Johns Hopkins, 2:03.40; 4. Alex Murry, Denison, 2:04.43; 5. Matthew Smith, Rose-Hulman, 2:04.73; 6. Tom Sur, Millikin, 2:05.39; 7. Cory Bergman, Whitworth, 2:05.59; 8. Eric Triebe, Washington (Mo.), 2:05.79. *Consolation*—9. Steve Swenson, TCNJ, 2:05.65; 10. Petar Krvaric, Kenyon, 2:05.93; 11. Ben Douglass, Denison, 2:06.16; 12. Zane Hamilton, Johns Hopkins, 2:06.41; 13. Stephen Chiou, Carnegie Mellon, 2:06.62; 14. (tie) David Black, Emory, and Luke Prokop, St. John's (Minn.), 2:06.87; 16. William Wakefield, Kenyon, 2:06.88.

100-yard butterfly: *Final*—1. Andrejs Duda, Kenyon, 48.64; 2. Paul Gyorf, Wheaton (Ill.), 49.09; 3. Russell Hunt, Kenyon, 49.20; 4. Dave Lofthus, Johns Hopkins, 49.46; 5. Justin Snyder, Mary Washington, 49.81; 6. Peter Boumgarden, Calvin, 50.06; 7. Thomas Ashby, Kenyon, 50.13; 8. Justin Hake, Emory, 50.46. *Consolation*—9. Carlos Vega, Kenyon, 49.81; 10. Brian Jucha, Carnegie Mellon, 50.04; 11. Will Sutor, Gust. Adolphus, 50.19; 12. Steve Rader, Wittenberg, 50.57; 13. James Conner, Coast Guard, 50.71; 14. Chris Press, Emory, 51.34; 15. Jon Vigdorich, Washington (Mo.), 51.64; 16. Bryan Woo, Amherst, 51.65.

200-yard butterfly: *Final*—1. Andrejs Duda, Kenyon, 1:46.41; 2. Carlos Vega, Kenyon, 1:48.18; 3. Chris Pearson, Carnegie Mellon, 1:50.35; 4. Steve Rader,

Wittenberg, 1:51.86; 5. Matthew Cull, New York U., 1:52.51; 6. Peter Boumgarden, Calvin, 1:52.62; 7. Joel Rector, Denison, 1:52.72; 8. Gabriel Rodrigues, Kenyon, 1:53.26. *Consolation*—9. Ryan Van Der Kar, Trinity (Tex.), 1:52.71; 10. Andrew Schapiro, Emory, 1:53.28; 11. Jade Sobek, Denison, 1:53.51; 12. Dan Moran, Springfield, 1:53.72; 13. Chris Press, Emory, 1:53.80; 14. Oliver Buccicone, Johns Hopkins, 1:54.47; 15. Brian Sneed, Johns Hopkins, 1:55.04; 16. James Conner, Coast Guard, 1:55.20.

200-yard individual medley: *Final*—1. Andrejs Duda, Kenyon, 1:49.24; 2. Brian McCarthy, Carnegie Mellon, 1:49.45; 3. Russell Hunt, Kenyon, 1:49.60; 4. Steve Rader, Wittenberg, 1:52.76; 5. Gabriel Rodrigues, Kenyon, 1:52.88; 6. Dave Lofthus, Johns Hopkins, 1:53.49; 7. Petar Krvaric, Kenyon, 1:53.64; 8. Tyler Dobelbower, Wheaton (Ill.), 1:53.89. *Consolation*—9. Chris Halstead, Emory, 1:53.10; 10. John Balfour, Johns Hopkins, 1:53.29; 11. William Wakefield, Kenyon, 1:53.47; 12. Travis Brennon, Kenyon, 1:53.54; 13. Ryan Freeman, Whitworth, 1:53.68; 14. Ben Douglass, Denison, 1:54.21; 15. Fernando Rodriguez, Kenyon, 1:54.39; 16. Brandon Burke, Emory, 1:57.29.

400-yard individual medley: *Final*—1. Kevin Wang, Whitworth, 3:54.45 (meet record; old record 3:54.48, Brett Holcomb, Kenyon, 2001); 2. Scott Armstrong, Johns Hopkins, 3:56.17; 3. Elliot Rushton, Kenyon, 3:56.21; 4. Daniel Kiepfer, Kenyon, 3:56.56; 5. Gabriel Rodrigues, Kenyon, 3:58.61; 6. Richard Kinnett, Emory, 4:02.88; 7. Travis Brennon, Kenyon, 4:03.30; 8. Brandon Burke, Emory, 4:04.64. *Consolation*—9. William Wakefield, Kenyon, 4:03.02; 10. Mark Glineburg, St. Olaf, 4:04.08; 11. Joel Rector, Denison, 4:05.34; 12. Brian Hunter, Carnegie Mellon, 4:05.50; 13. John Balfour, Johns Hopkins, 4:05.58; 14. Jon Kleinman, Johns Hopkins, 4:05.60; 15. Chris Vollmond-Crstens, Williams, 4:08.74; 16. Loren Kilgore, Whitworth, 4:09.82.

One-meter diving: *Final*—1. Anthony Holt, Kalamazoo, 500.90; 2. John Hreha, Allegheny, 459.85; 3. Andrew Kasney, TCNJ, 454.10; 4. Tim Ullrey, Kalamazoo, 447.60; 5. Mike Salmon, Hamilton, 439.55; 6. Mike Shaw, Springfield, 418.35; 7. Nate Moch, DePauw, 415.90; 8. Chris Hansman, Wis.-Oshkosh, 405.50. *Consolation*—9. Charles Kimball, Gust. Adolphus, 392.05; 10. Brendan Boyle, Connecticut Col., 385.95; 11. Michael Klein, Emory, 382.90; 12. Baron Poitier, New York U., 380.65; 13. Ben Hopkins, Amherst, 372.90; 14. Torrey Hirsch, Geneseo St., 368.20; 15. Luke Bagnaschi, Redlands, 364.30.

Three-meter diving: *Final*—1. Anthony Holt, Kalamazoo, 501.95; 2. Andrew Kasney, TCNJ, 469.85; 3. Mike Shaw, Springfield, 463.85; 4. John Hreha, Allegheny, 448.65; 5. Ben Hopkins, Amherst, 442.30; 6. Joel Meyer, Merchant Marine, 432.20; 7. Chris Hansman, Wis.-Oshkosh, 424.50; 8. Baron Poitier, New York U., 413.05. *Consolation*—9. Mike Salmon, Hamilton, 402.00; 10. Tim Ullrey, Kalamazoo, 398.90; 11. Michael Klein, Emory, 385.70; 12. Andrew Fuccillo,

Bridgewater St., 384.25; 13. Luke Bagnaschi, Redlands, 378.05; 14. Nate Moch, DePauw, 375.60; 15. Dan Bartholomew, Springfield, 375.15; 16. Charlie Kimball, Gust. Adolphus, 374.05.

200-yard freestyle relay: *Final*—1. Kenyon (Andrejs Duda, Russell Hunt, Thomas Ashby, Jon Philipsborn), 1:21.90; 2. Wheaton (Ill.), 1:22.55; 3. Denison, 1:23.56; 4. Johns Hopkins, 1:23.57; 5. Emory, 1:23.74; 6. Carnegie Mellon, 1:23.85; 7. Hope, 1:24.21; 8. TCNJ, 1:24.38. *Consolation*—9. Union (N.Y.), 1:24.65; 10. Washington (Mo.), 1:24.74; 11. Hamilton, 1:24.95; 12. Calvin, 1:25.07; 13. Gust. Adolphus, 1:25.12; 14. Amherst, 1:25.19; 15. Kalamazoo, 1:25.24; 16. Wis.-Stevens Point, 1:25.39.

400-yard freestyle relay: *Final*—1. Kenyon (Andrejs Duda, Marc Courtney-Brooks, Read Boon, Russell Hunt), 2:58.82; 2. Johns Hopkins, 3:03.19; 3. Wheaton (Ill.), 3:03.50; 4. Denison, 3:03.72; 5. Carnegie Mellon, 3:04.79; 6. Washington (Mo.), 3:04.96; 7. Calvin, 3:05.02; 8. Hope, 3:05.57. *Consolation*—9. Hamilton, 3:06.34; 10. Union (N.Y.), 3:06.45; 11. Kalamazoo, 3:06.69; 12. TCNJ, 3:06.72; 13. Emory, 3:07.05; 14. Williams, 3:07.61; 15. Whitworth, 3:09.40; 16. Wis.-La Crosse, disqualified.

800-yard freestyle relay: *Final*—1. Kenyon (Read Boon, Leandro Monteiro, Gabriel Rodrigues, Marc Courtney-Brooks), 6:37.63; 2. Johns Hopkins, 6:41.33; 3. Carnegie Mellon, 6:48.83; 4. Calvin, 6:49.16; 5. Emory, 6:50.83; 6. Whitworth, 6:51.80; 7. Washington (Mo.), 6:51.89; 8. Denison, 6:52.32; 9. Kalamazoo, 6:52.92; 10. Williams, 6:55.14; 11. Springfield, 6:56.03; 12. Wheaton (Ill.), 6:56.33; 13. Union (N.Y.), 6:58.81; 14. Hamilton, 6:58.95; 15. Amherst, 6:59.60; 16. Wis.-La Crosse, 7:03.56.

200-yard medley relay: *Final*—1. Kenyon (Carlos Vega, Read Boon, Andrejs Duda, Marc Courtney-Brooks), 1:29.54; 2. Denison, 1:32.71; 3. Wheaton (Ill.), 1:32.79; 4. Johns Hopkins, 1:33.25; 5. Emory, 1:33.65; 6. TCNJ, 1:33.74; 7. Whitworth, 1:33.84; 8. Amherst, 1:33.98. *Consolation*—9. Carnegie Mellon, 1:33.85; 10. Hope, 1:34.08; 11. Washington (Mo.), 1:34.26; 12. Wis.-Stevens Point, 1:34.99; 13. Wis.-La Crosse, 1:35.01; 14. Calvin, 1:35.02; 15. Kalamazoo, 1:35.13; 16. Williams, disqualified.

400-yard medley relay: *Final*—1. Kenyon (Russell Hunt, Read Boon, Andrejs Duda, Marc Courtney-Brooks), 3:16.77; 2. Johns Hopkins, 3:21.25; 3. Emory, 3:23.02; 4. Carnegie Mellon, 3:24.18; 5. Denison, 3:24.73; 6. Amherst, 3:24.83; 7. Wheaton (Ill.), 3:25.14; 8. Washington (Mo.), 3:26.05. *Consolation*—9. Whitworth, 3:25.73; 10. TCNJ, 3:26.48; 11. Hope, 3:27.30; 12. Calvin, 3:27.82; 13. Williams, 3:28.15; 14. Kalamazoo, 3:28.41; 15. Wis.-Stevens Point, 3:31.79; 16. Hamilton, 3:32.72.

History

Team Results

Year	Champion	Coach	Points	Runner-Up	Points	Host or Site	Attendance
1975	Cal St. Chico	Ernie Maglischo	465	Johns Hopkins	209	Allegheny	—
1976	St. Lawrence	Scott Woodburn	249	Johns Hopkins	233	Wash. & Jeff.	1,146
1977	Johns Hopkins	Frank Comfort	272	Occidental	198	Oberlin	3,097
1978	Johns Hopkins	Tim Welsh	284	Monmouth	204	Griinnell	915
1979	Johns Hopkins	Tim Welsh	340	Kenyon	241	Geneseo St.	1,300
1980	Kenyon	Jim Steen	323	Johns Hopkins	227	Wash. & Jeff.	2,263
1981	Kenyon	Jim Steen	319	Johns Hopkins	272	Oberlin	2,189
1982	Kenyon	Jim Steen	299	Williams	197	Wash. & Lee	1,773
1983	Kenyon	Jim Steen	336 1/2	Claremont-M-S	194	Canton, Ohio	2,750
1984	Kenyon	Jim Steen	429 1/2	Claremont-M-S	169	Emory	1,436
1985	Kenyon	Jim Steen	504	Claremont-M-S	409	Emory	1,630
1986	Kenyon	Jim Steen	496	Claremont-M-S	372 1/2	Canton, Ohio	2,868

Year	Champion	Coach	Points	Runner-Up	Points	Host or Site	Attendance
1987	Kenyon	Jim Steen	480	Denison	338	Canton, Ohio	2,201
1988	Kenyon	Jim Steen	552	Claremont-M-S	314	Emory	1,632
1989	Kenyon	Jim Steen	630	UC San Diego	486	Bowdoin	1,759
1990	Kenyon	Jim Steen	653	UC San Diego	535	Wheaton (Ill.)	1,179
1991	Kenyon	Jim Steen	593	Claremont-M-S	280	Emory	1,087
1992	Kenyon	Jim Steen	646	UC San Diego	361	Buffalo	1,446
1993	Kenyon	Jim Steen	552	UC San Diego	442½	Emory	1,077
1994	Kenyon	Jim Steen	615½	UC San Diego	389½	Williams	778
1995	Kenyon	Jim Steen	687	Hope	295	Oxford, Ohio	831
1996	Kenyon	Jon Howell	572½	Denison	360	Emory	885
1997	Kenyon	Jim Steen	689½	UC San Diego	336	Oxford, Ohio	2,312
1998	Kenyon	Jim Steen	726	UC San Diego	395	St. Louis	2,925
1999	Kenyon	Jim Steen	670	Denison	382½	Minneapolis	4,094
2000	Kenyon	Jim Steen	670½	Denison	317	Emory	3,336
2001	Kenyon	Jim Steen	669	Emory	289½	Buffalo	2,580
2002	Kenyon	Jim Steen	589	Johns Hopkins	382	Miami (Ohio)	2,641
2003	Kenyon	Jim Steen	756½	John Hopkins	384½	Emory	—

TEAM CHAMPIONSHIPS

Kenyon 24, Johns Hopkins 3, Cal St. Chico, St. Lawrence, 1 each.

INDIVIDUAL CHAMPIONSHIPS

(Note: These totals include co-championships. Relay victories count one for each event.)

Kenyon 208, Johns Hopkins 46, UC San Diego 41, Claremont-M-S 23, Denison 15, St. Olaf 15, St. Lawrence 12, Hope 11, Monmouth 11, Kalamazoo 10, Williams 9, Millikin 7, Occidental 7, Alfred 6, Cal St. Chico 6, New Paltz St. 6, Oberlin 6, Carleton 5, Grove City 5, Pomona-Pitzer 5, Wheaton (Ill.) 5, Wm. Paterson 5, Wis.-Eau Claire 5, Wis.-Stevens Point 5, Bowdoin 4, Wash. & Lee 4, Amherst 3, Carnegie Mellon 3, Case Reserve 3, Coast Guard 3, Emory 3, Merchant Marine 3, Middlebury 3, Rowan 3, Union (N.Y.) 3, Allegheny 2, UC Santa Cruz 2, Cortland St. 2, Grinnell 2, Ithaca 2, John Carroll 2, Kutztown 2, Mass.-Dartmouth 2, Mount Union 2, Oneonta St. 2, Rockford 2, St. John's (Minn.) 2, Slippery Rock 2, Tufts 2, UC Santa Cruz 2, Whitworth 2, Centre, Chicago, Dickinson, Hamilton, Hiram, Lake Forest, Manhattanville, Misericordia, TCNJ, Norwich, Redlands, Rochester Inst., Rose-Hulman 1, Wabash, Wash. & Jeff., Whitworth 2, Wis.-Oshkosh, Wooster, 1 each.

Championships Records

50-YARD FREESTYLE

19.90—Aaron Cole, Denison, 3-18-99.

100-YARD FREESTYLE

43.65—James Born, Kenyon, 3-23-85.

200-YARD FREESTYLE

1:36.98—Marc Courtney-Brooks, Kenyon, 3-21-2003.

500-YARD FREESTYLE

4:23.28—Marc Courtney-Brooks, Kenyon, 3-20-2003.

1,650-YARD FREESTYLE

15:25.73—Michael Bonomo, Kenyon, 3-23-2002.

100-YARD BACKSTROKE

48.61—Estevao Avila, Kenyon, 3-16-2001.

200-YARD BACKSTROKE

1:47.21—Leandro Monteiro, Kenyon, 3-23-2002.

100-YARD BREASTSTROKE

54.69—Joshua Boss, Hope, 3-19-99.

200-YARD BREASTSTROKE

1:58.90—Joshua Boss, Hope, 3-16-2001.

100-YARD BUTTERFLY

47.43—Aaron Cole, Denison, 3-17-2000.

200-YARD BUTTERFLY

1:45.19—Pedro Monteiro, Kenyon, 3-22-97 (preliminaries).

200-YARD INDIVIDUAL MEDLEY

1:46.97—Gary Simon, Claremont-M-S, 3-19-98.

400-YARD INDIVIDUAL MEDLEY

3:54.45—Kevin Wang, Whitworth, 3-21-2003.

200-YARD FREESTYLE RELAY

1:19.44—Kenyon (Ken Heis, Darrick Bollinger, Justin Thoms, Lloyd Baron), 3-19-98.

400-YARD FREESTYLE RELAY

2:57.98—Kenyon (Ken Heis, Justin Thoms, Nathan Gardner, Lloyd Baron), 3-21-98.

800-YARD FREESTYLE RELAY

6:36.25—Kenyon (Marc Courtney-Brooks, Gabriel Rodrigues, Leandro Monteiro, Read Boon), 3-23-2002.

200-YARD MEDLEY RELAY

1:28.75—Kenyon (Estevao Avila, Read Boon, Marc Courtney-Brooks, Lloyd Baron), 3—16-2001.

400-YARD MEDLEY RELAY

3:16.77—Kenyon (Russell Hunt, Read Boon, Andrejs Duda, Marc Courtney-Brooks), 3-20-2003.

MISCELLANEOUS

EVENTS WON, YEAR

15—Kenyon, 2003.
14—Kenyon, 2000.
11—Kenyon, 1992-95-97-98, 2002.
10—Kenyon, 1999, 2000.
9—Kenyon, 1988-91.

INDIVIDUAL TITLES, YEAR

3—Mark Horning, Johns Hopkins, 1975 (100 fly, 200 fly, 200 IM), also swam on one winning relay team; Mike Bay, Johns Hopkins, 1976 (200 back, 200 IM, 400 IM); William Smiddy, Johns Hopkins, 1977-78 (100 breast, 200 breast, 200 IM), also swam on one winning relay team; Tim Bridgman, Kenyon, 1979 (500 free, 100 back, 200 back), also swam on one winning relay team; Timothy Glasser, Kenyon, 1980 (500 free, 100 fly, 200 fly), also swam on one winning relay team; Nick Nichols, St. Lawrence, 1980 (100 back, 200 back, 200 IM), also swam on one winning relay team; Joseph Gentile, Wm. Paterson, 1982 (50 free, 100 free, 200 free); Doug Jones, Claremont-M-S, 1982-83 (500 free, 100 back, 200 back), also swam on one winning relay team; Tom Harrison, Claremont-M-S, 1983 (200 fly, 200 IM, 400 IM), also swam on one winning relay team; James Born, Kenyon, 1985 (50 free, 100 free, 100 fly), also swam on three winning relay teams; Rodney Miller, Millikin, 1988 (100 breast, 200 breast, 200 IM); Dennis Mulvihill, Kenyon, 1988 (200 free, 500 free, 200 back), also swam on four winning relay teams; Thomas Donley, Amherst, 1989 (100 free, 200 free, 200 IM); Brian Dowdall, Kenyon, 1992 (50 free, 100 free, 100 back), also swam on three winning relay teams; Travis Miller, UC San Diego, 1993 (200 back, 100 fly, 200 IM), also swam on three winning relay

teams; 1994 (100 back, 200 back, 200 IM), also swam on two winning relay teams; Gary Simon, Claremont-M-S, 1997 (100 breast, 200 breast, 200 IM); Aaron Cole, Denison, 2000 (50 free, 100 free, 100 fly) Read Boon, Kenyon, 2001 (100 free, 200 free, 200 IM); Marc Courtney-Brooks, Kenyon, 2003 (100 free, 200 free, 500 free), also swam on four winning relay teams; Andrejs Duda (100 fly, 200 fly, 200 IM), also swam on four winning relay teams.

INDIVIDUAL TITLES, CAREER

9—Travis Miller, UC San Diego (200 back 1991-92-93-94, 100 back 1991-94, 100 fly 1993, 200 IM 1993-94), also swam on five winning relay teams.
8—William Smiddy, Johns Hopkins (100 breast 1977-78, 200 breast 1977-78, 200 IM 1977-78-79, 400 IM 1979), also swam on one winning relay team.
7—James Born, Kenyon (50 free 1985-86, 100 free 1984-85-86, 100 fly 1984-85), also swam on 10 winning relay teams; Robert Hauck, St. Olaf (100 back 1986, 200 back 1984-85-86-87, 200 IM 1984, 400 IM 1987); Dennis Mulvihill, Kenyon (200 free 1986-87-88, 500 free 1985-87-88, 200 back 1988), also swam on 11 winning relay teams; Joshua Boss, Hope (100 breast 1999-2001-02, 200 breast 1999-2000-01-02).

REPEAT CHAMPIONS

4—Robert Hauck, St. Olaf (200 back 1984-85-86-87); Travis Miller, UC San Diego (200 back 1991-92-93-94); Matt Johnson, Johns Hopkins (100 fly 1995-96-97-98); Pedro Monteiro, Kenyon (200 fly 1994-95-97-98); Tom Rushton, Kenyon (500 free 1998-99-2000-01); Joshua Boss, Hope (200 breast 1999-2000-01-02).
3—Tim Bridgman, Kenyon (100 back 1977-78-79); William Smiddy, Johns Hopkins (200 IM 1977-78-79); Tim Collins, Johns Hopkins (1,650 free 1978-79-80); Jonathan Blank, Johns Hopkins (100 breast 1979-80-81, 200 breast 1979-80-81); Howard Seidman, Alfred (100 breast 1982-83-84, 200 breast 1982-83-84); Tom Harrison, Claremont-M-S (400 IM 1983-84-85); James Born, Kenyon (100 free 1984-85-86); Rodney Miller, Millikin (200 breast 1986-87-88); Dennis Mulvihill, Kenyon (200 free 1986-87-88, 500 free 1985-87-88); Kevin Casson, St. Olaf (1,650 free 1987-88-89); Jon Howell, Kenyon (50 free 1988-89-90); Gregory Sampson, Carleton (200 breast 1989-90-91); Louis Pette, New Paltz St. (200 free 1992-93-94, 500 free 1992-93-94); Michael Heithaus, Oberlin (400 IM 1993-94-95); John Young, Williams (100 free 1995-96-97); Torsten Seifert, Kenyon (1,650 free 1995-96-98); Jeff Gorton, Kalamazoo (one meter diving 1998-99-2000); Estevao Avila, Kenyon (200 back 1999-2000-2001); Read Boon, Kenyon (200 free 2000-01-02); Michael Bonomo, Kenyon (1,650 free 2000-01-02).

Individual Champions

50-YARD FREESTYLE

- 1975 Peter Hovland, Cal St. Chico, 21.427
 1976 Jack Grosell, Hiram, 21.589
 1977 Mark Worthen, Occidental, 21.426
 1978 Jeff Cook, St. Lawrence, 21.685
 1979 Michael Regan, Williams, 21.52
- 1980 J. Gregg Parini, Kenyon, 21.49
 1981 J. Gregg Parini, Kenyon, 20.83
 1982 Joseph Gentile, Wm. Paterson, 20.88
 1983 Joseph Gentile, Wm. Paterson, 20.78
 1984 Paul Harris, Wis.-Oshkosh, 20.78
- 1985 James Born, Kenyon, 19.97
 1986 James Born, Kenyon, 20.09
 1987 Robert Peel, Hope, 20.80
 1988 Jon Howell, Kenyon, 20.63
 1989 Jon Howell, Kenyon, 20.35
- 1990 Jon Howell, Kenyon, 20.13
 1991 Brian Dowdall, Kenyon, 20.29
 1992 Brian Dowdall, Kenyon, 20.58
 1993 Eric Steidinger, Johns Hopkins, 20.32
 1994 Eric Steidinger, Johns Hopkins, 20.26
- 1995 Matt Miller, Kenyon, 20.43
 1996 Matt Miller, Kenyon, 20.61
 1997 Ken Heis, Kenyon, 20.33
 1998 Ken Heis, Kenyon, 19.94
 1999 Matt Zelen, St. John's (Minn.), 20.13
- 2000 Aaron Cole, Denison, 20.06
 2001 Lloyd Baron, Kenyon, 20.38
 2002 Eddis Singleton, Mount Union, 20.32
 2003 Eddis Singleton, Mount Union, 20.07

100-YARD FREESTYLE

- 1975 Bill Kiss, Monmouth, 47.098
 1976 Jeff Cook, St. Lawrence, 47.069
 1977 Bill Kiss, Monmouth, 46.377
 1978 Kevin Johnson, Occidental, 47.777
 1979 Bruce Seaman, Slippery Rock, 47.01
- 1980 Richard Taylor, Wheaton (Ill.), 47.17
 1981 J. Gregg Parini, Kenyon, 46.23
 1982 Joseph Gentile, Wm. Paterson, 45.57
 1983 Chris Shedd, Kenyon, 45.64
 1984 James Born, Kenyon, 44.76
- 1985 James Born, Kenyon, 43.65
 1986 James Born, Kenyon, 43.96
 1987 David Greenlee, Kenyon, 45.64
 1988 Todd McKenzie, Claremont-M-S, 45.54
 1989 Thomas Donley, Amherst, 45.43
- 1990 Jon Howell, Kenyon, 44.96
 1991 Brian Dowdall, Kenyon, 45.14
 1992 Brian Dowdall, Kenyon, 45.46
 1993 Greg Milton, Redlands, 45.07
 1994 John Flowers, UC San Diego, 44.90
 Daniel Tarkowski, Lake Forest, 44.90
- 1995 John Young, Williams, 45.46
 1996 John Young, Williams, 45.16
 1997 John Young, Williams, 44.91
 1998 Ken Heis, Kenyon, 44.34
 1999 Aaron Cole, Denison, 44.68
- 2000 Aaron Cole, Denison, 44.21
 2001 Read Boon, Kenyon, 45.40
 2002 Marc Courtney-Brooks, Kenyon, 44.80
 2003 Marc Courtney-Brooks, Kenyon, 44.51

200-YARD FREESTYLE

- 1975 Bill Kiss, Monmouth, 1:41.110
 1976 Scott Frame, St. Lawrence, 1:43.575
 1977 Bill Kiss, Monmouth, 1:42.091
 1978 Ed Flory, Kutztown, 1:42.709
 1979 James Johannes, Allegheny, 1:44.74
- 1980 Richard Taylor, Wheaton (Ill.), 1:42.51
 1981 David Dininny, Kenyon, 1:42.32
 1982 Joseph Gentile, Wm. Paterson, 1:41.60
 1983 Chris Shedd, Kenyon, 1:39.57
 1984 Bill Kazmierowicz, UC San Diego, 1:39.10
- 1985 Joseph Gentile, Wm. Paterson, 1:40.05
 1986 Dennis Mulvihill, Kenyon, 1:39.83
 1987 Dennis Mulvihill, Kenyon, 1:37.43
 1988 Dennis Mulvihill, Kenyon, 1:37.09
 1989 Thomas Donley, Amherst, 1:39.46
- 1990 David Wenz, Kenyon, 1:40.06
 1991 Brian Zimmerman, Carnegie Mellon, 1:41.09
 1992 Louis Petto, New Paltz St., 1:39.42

- 1993 Louis Petto, New Paltz St., 1:39.26
 1994 Louis Petto, New Paltz St., 1:39.18
- 1995 David Brende, Claremont-M-S, 1:39.80
 1996 John Young, Williams, 1:39.31
 1997 Darrick Bollinger, Kenyon, 1:39.64
 1998 John Newland, Kenyon, 1:40.52
 1999 Darrick Bollinger, Kenyon, 1:40.85
- 2000 Read Boon, Kenyon, 1:39.18
 2001 Read Boon, Kenyon, 1:37.31
 2002 Read Boon, Kenyon, 1:37.51
 2003 Marc Courtney-Brooks, Kenyon, 1:36.98

500-YARD FREESTYLE

- 1975 Larry Gates, Cal St. Chico, 4:38.788
 1976 John Hudson, Wash. & Lee, 4:45.278
 1977 Frank Christian, Monmouth, 4:38.468
 1978 Frank Christian, Monmouth, 4:34.245
 1979 Tim Bridgham, Kenyon, 4:39.43
- 1980 Timothy Glasser, Kenyon, 4:38.95
 1981 Mike Leonhardt, Johns Hopkins, 4:35.66
 1982 Doug Jones, Claremont-M-S, 4:33.68
 1983 Doug Jones, Claremont-M-S, 4:32.65
 1984 Bill Kazmierowicz, UC San Diego, 4:28.70
- 1985 Dennis Mulvihill, Kenyon, 4:33.06
 1986 Kevin Casson, St. Olaf, 4:29.85
 1987 Dennis Mulvihill, Kenyon, 4:25.05
 1988 Dennis Mulvihill, Kenyon, 4:24.54
 1989 Kevin Casson, St. Olaf, 4:27.52
- 1990 Bradley Thomas, UC San Diego, 4:28.44
 1991 Brian Zimmerman, Carnegie Mellon, 4:34.08
 1992 Louis Petto, New Paltz St., 4:31.47
 1993 Louis Petto, New Paltz St., 4:30.76
 1994 Louis Petto, New Paltz St., 4:32.06
- 1995 David Phillips, Kenyon, 4:30.30
 1996 Brendan Herlihy, Denison, 4:32.17
 1997 David Phillips, Kenyon, 4:30.41
 1998 Tom Rushton, Kenyon, 4:32.99
 1999 Tom Rushton, Kenyon, 4:32.15
- 2000 Tom Rushton, Kenyon, 4:28.50
 2001 Tom Rushton, Kenyon, 4:26.43
 2002 Ben Weston, UC Santa Cruz, 4:25.16
 2003 Marc Courtney-Brooks, Kenyon, 4:23.28

1,650-YARD FREESTYLE

- 1975 Art Hickey, Cal St. Chico, 16:15.057
 1976 John Hudson, Wash. & Lee, 16:29.117
 1977 Frank Christian, Monmouth, 16:14.122
 1978 Tim Collins, Johns Hopkins, 15:49.975
 1979 Tim Collins, Johns Hopkins, 16:06.48
- 1980 Tim Collins, Johns Hopkins, 16:13.06
 1981 Mike Leonhardt, Johns Hopkins, 16:00.68
 1982 Palmer Lewis, Norwich, 15:54.57
 1983 Mike Leonhardt, Johns Hopkins, 16:04.32
 1984 George Pond, Kenyon, 15:46.04
- 1985 Thomas Creech, Kenyon, 16:02.44
 1986 Bill Kazmierowicz, UC San Diego, 15:55.25
 1987 Kevin Casson, St. Olaf, 15:47.65
 1988 Kevin Casson, St. Olaf, 15:37.72
 1989 Kevin Casson, St. Olaf, 15:37.04
- 1990 Bradley Thomas, UC San Diego, 15:43.32
 1991 David Hutchison, Kenyon, 15:52.25
 1992 Chad Stedman, Kenyon, 15:51.80
 1993 Kevin Fease, Kenyon, 15:46.02
 1994 David Phillips, Kenyon, 15:41.87
- 1995 Torsten Seifert, Kenyon, 15:51.39
 1996 Torsten Seifert, Kenyon, 15:48.21
 1997 David Phillips, Kenyon, 15:43.48
 1998 Torsten Seifert, Kenyon, 15:52.57
 1999 John Newland, Kenyon, 15:50.64
- 2000 Michael Bonomo, Kenyon, 15:36.72
 2001 Michael Bonomo, Kenyon, 15:27.85
 2002 Michael Bonomo, Kenyon, 15:25.73
 2003 Elliot Rushton, Kenyon, 15:26.02

100-YARD BACKSTROKE

- 1975 Jeff Walling, Monmouth, 54.359
 1976 Joseph Gawrys, Wabash, 54.917
 1977 Tim Bridgham, Kenyon, 53.703
 1978 Tim Bridgham, Kenyon, 53.496
 1979 Tim Bridgham, Kenyon, 52.88
- 1980 Nick Nichols, St. Lawrence, 52.15
 1981 Nick Nichols, St. Lawrence, 52.67
 1982 Doug Jones, Claremont-M-S, 52.04
 1983 Doug Jones, Claremont-M-S, 51.43
 1984 Robert Sommer, Williams, 52.54
- 1985 Bill Kazmierowicz, UC San Diego, 51.48

- 1986 Robert Hauck, St. Olaf, 51.46
 1987 Steve Smith, Pomona-Pitzer, 52.14
 1988 Steve Smith, Pomona-Pitzer, 51.76
 1989 Alan Schmidt, Kenyon, 52.01
- 1990 Gregory Goodrich, UC San Diego, 51.97
 1991 Travis Miller, UC San Diego, 51.41
 1992 Brian Dowdall, Kenyon, 50.77
 1993 Chris Ornee, Johns Hopkins, 51.54
 1994 Travis Miller, UC San Diego, 50.29
- 1995 John Rule, Kenyon, 50.53
 1996 Mike Humphreys, Union (N.Y.), 50.69
 1997 Pedro Monteiro, Kenyon, 50.72
 1998 Pedro Monteiro, Kenyon, 50.59
 1999 Estevao Avila, Kenyon, 49.68
- 2000 Mark Latronica, UC San Diego, 48.81
 2001 Estevao Avila, Kenyon, 48.61
 2002 Matt Oglesby, Wis.-Eau Claire, 49.00
 2003 Russell Hunt, Kenyon, 49.00

200-YARD BACKSTROKE

- 1975 Jeff Walling, Monmouth, 1:59.417
 1976 Mike Bay, Johns Hopkins, 1:56.372
 1977 Mike Bay, Johns Hopkins, 1:56.902
 1978 Anthony Reino, Manhattanville, 1:55.979
 1979 Tim Bridgham, Kenyon, 1:56.51
- 1980 Nick Nichols, St. Lawrence, 1:54.22
 1981 Robert Sommer, Williams, 1:54.72
 1982 Doug Jones, Claremont-M-S, 1:52.00
 1983 Doug Jones, Claremont-M-S, 1:51.06
 1984 Robert Hauck, St. Olaf, 1:52.65
- 1985 Robert Hauck, St. Olaf, 1:51.21
 1986 Robert Hauck, St. Olaf, 1:52.00
 1987 Robert Hauck, St. Olaf, 1:49.82
 1988 Dennis Mulvihill, Kenyon, 1:52.62
 1989 David Olson, Wash. & Lee, 1:53.14
- 1990 Jason Vance, UC San Diego, 1:53.88
 1991 Travis Miller, UC San Diego, 1:51.32
 1992 Travis Miller, UC San Diego, 1:49.93
 1993 Travis Miller, UC San Diego, 1:48.48
 1994 Travis Miller, UC San Diego, 1:48.13
- 1995 Bob Hueller, Coast Guard, 1:51.07
 1996 Bob Hueller, Coast Guard, 1:51.41
 1997 Jeremy Francioli, Wis.-Stevens Point, 1:49.81
 1998 Randy Boelk, Wis.-Stevens Point, 1:48.79
 1999 Estevao Avila, Kenyon, 1:48.50
- 2000 Estevao Avila, Kenyon, 1:47.62
 2001 Estevao Avila, Kenyon, 1:48.14
 2002 Leandro Monteiro, Kenyon, 1:47.21
 2003 Leandro Monteiro, Kenyon, 1:48.51

100-YARD BREASTSTROKE

- 1975 Jeff Carlberg, Hamilton, 1:00.205
 1976 John Sansone, Rowan, 59.820
 1977 William Smiddy, Johns Hopkins, 59.380
 1978 William Smiddy, Johns Hopkins, 59.051
 1979 Jonathan Blank, Johns Hopkins, 58.41
- 1980 Jonathan Blank, Johns Hopkins, 58.23
 1981 Jonathan Blank, Johns Hopkins, 57.61
 1982 Howard Seidman, Alfred, 57.88
 1983 Howard Seidman, Alfred, 56.97
 1984 Howard Seidman, Alfred, 56.49
- 1985 Tom Anderson, Denison, 57.91
 1986 Rob Danielson, Denison, 58.14
 1987 Rodney Miller, Millikin, 57.08
 1988 Rodney Miller, Millikin, 57.37
 1989 Kris Alshabkhoun, Chicago, 58.11
- 1990 Gregory Sampson, Carleton, 57.52
 1991 Gregory Sampson, Carleton, 57.55
 1992 Joseph Turi, John Carroll, 56.94
 1993 Joseph Turi, John Carroll, 56.80
 1994 John Cave, Kenyon, 57.31
- 1995 John Cave, Kenyon, 57.03
 1996 Colin Herlihy, Ithaca, 56.07
 1997 Gary Simon, Claremont-M-S, 56.29
 1998 Aaron Cole, Denison, 56.05
 1999 Joshua Boss, Hope, 54.69
- 2000 Matt Payne, UC San Diego, 55.04
 2001 Joshua Boss, Hope, 54.70
 2002 Joshua Boss, Hope, 54.77
 2003 Matthew Smith, Rose-Hulman, 56.20
- 200-YARD BREASTSTROKE**
- 1975 Mark Lord, Cal St. Chico, 2:11.728
 1976 John Sansone, Rowan, 2:13.020
 1977 William Smiddy, Johns Hopkins, 2:07.157
 1978 William Smiddy, Johns Hopkins, 2:06.88

1979 Jonathan Blank, Johns Hopkins, 2:07.95
 1980 Jonathan Blank, Johns Hopkins, 2:06.35
 1981 Jonathan Blank, Johns Hopkins, 2:05.03
 1982 Howard Seidman, Alfred, 2:05.33
 1983 Howard Seidman, Alfred, 2:03.48
 1984 Howard Seidman, Alfred, 2:01.53
 1985 Nicholas Bagatelos, Claremont-M.S., 2:05.05
 1986 Rodney Miller, Millikin, 2:04.09
 1987 Rodney Miller, Millikin, 2:03.42
 1988 Rodney Miller, Millikin, 2:02.62
 1989 Gregory Sampson, Carleton, 2:05.59
 1990 Gregory Sampson, Carleton, 2:03.01
 1991 Gregory Sampson, Carleton, 2:04.41
 1992 John Cave, Kenyon, 2:05.63
 1993 Kevin Gelwicks, Wis.-Stevens Point, 2:07.87
 1994 Matt Stoll, TCNJ, 2:06.59
 1995 Nathan Hottle, Wash. & Lee, 2:04.94
 1996 Colin Herlihy, Ithaca, 2:02.13
 1997 Gary Simon, Claremont-M.S., 2:01.66
 1998 Gary Simon, Claremont-M.S., 2:01.92
 1999 Joshua Boss, Hope, 2:00.53
 2000 Joshua Boss, Hope, 2:02.12
 2001 Joshua Boss, Hope, 1:58.90
 2002 Joshua Boss, Hope, 1:59.38
 2003 Daniel Kiepfér, Kenyon, 2:02.07

100-YARD BUTTERFLY

1975 Mark Horning, Johns Hopkins, 51.232
 1976 Clyde Vedder, Dickinson, 52.392
 1977 Andy Lehner, Monmouth, 51.044
 1978 Timothy Glasser, Kenyon, 51.504
 1979 Stan McDonald, Wooster, 51.67
 1980 Timothy Glasser, Kenyon, 50.89
 1981 Kirk Hutchinson, Bowdoin, 50.88
 1982 Jim Lilley, Tufts, 50.67
 1983 Kyle Moore, Coast Guard, 50.06
 1984 James Born, Kenyon, 50.00
 1985 James Born, Kenyon, 49.57
 1986 Roger Brisbane, UC San Diego, 49.28
 1987 Steve King, Wheaton (Ill.), 50.62
 1988 John Bradshaw, Case Reserve, 50.59
 1989 John Bradshaw, Case Reserve, 50.50
 1990 Tim Niznik, St. Olaf, 50.27
 1991 Scott Walker, Millikin, 49.94
 1992 John Landreth, Kenyon, 49.69
 1993 Travis Miller, UC San Diego, 49.49
 1994 John Flowers, UC San Diego, 50.14
 1995 Matt Johnson, Johns Hopkins, 49.40
 1996 Matt Johnson, Johns Hopkins, 48.67
 1997 Matt Johnson, Johns Hopkins, 48.29
 1998 Matt Johnson, Johns Hopkins, 48.54
 1999 Aaron Cole, Denison, 47.94
 2000 Aaron Cole, Denison, 47.43
 2001 Jason Reed, Claremont-M.S., 49.34
 2002 Marc Courtney-Brooks, Kenyon, 49.11
 2003 Andrejs Duda, Kenyon, 48.64

200-YARD BUTTERFLY

1975 Mark Horning, Johns Hopkins, 1:57.594
 1976 James Bolster, Denison, 1:56.665
 1977 Nino Duccini, Occidental, 1:51.837
 1978 Ed Flory, Kutztown, 1:54.117
 1979 Douglas Morgan, Johns Hopkins, 1:52.38
 1980 Timothy Glasser, Kenyon, 1:52.99
 1981 Douglas Morgan, Johns Hopkins, 1:52.15
 1982 Kirk Hutchinson, Bowdoin, 1:52.63
 1983 Tom Harrison, Claremont-M.S., 1:51.42
 1984 Michael Solomon, Kenyon, 1:53.17
 1985 Roger Brisbane, UC San Diego, 1:49.87
 1986 Roger Brisbane, UC San Diego, 1:49.81
 1987 Steve King, Wheaton (Ill.), 1:52.42
 1988 Robert Emery, Wheaton (Ill.), 1:52.71
 1989 Shawn Kelly, Kenyon, 1:51.35
 1990 Shawn Kelly, Kenyon, 1:50.13
 1991 John Landreth, Kenyon, 1:52.14
 1992 Jay Gindin, Case Reserve, 1:50.53
 1993 Jeffrey Walker, Kalamazoo, 1:50.42
 1994 Pedro Monteiro, Kenyon, 1:51.31
 1995 Pedro Monteiro, Kenyon, 1:48.53
 1996 Robin Blume-Kohout, Kenyon, 1:50.63
 1997 Pedro Monteiro, Kenyon, 1:45.25
 1998 Pedro Monteiro, Kenyon, 1:45.38
 1999 Eric Sweeney, Misericordia, 1:50.46
 2000 John Limouze, Oberlin, 1:50.47
 2001 John Limouze, Oberlin, 1:49.85

2002 Carlos Vega, Kenyon, 1:48.78
 2003 Andrejs Duda, Kenyon, 1:46.41

200-YARD INDIVIDUAL MEDLEY

1975 Mark Horning, Johns Hopkins, 1:58.619
 1976 Mike Bay, Johns Hopkins, 1:59.267
 1977 William Smiddy, Johns Hopkins, 1:55.798
 1978 William Smiddy, Johns Hopkins, 1:56.295
 1979 William Smiddy, Johns Hopkins, 1:56.01
 1980 Nick Nichols, St. Lawrence, 1:55.63
 1981 Douglas Morgan, Johns Hopkins, 1:55.31
 1982 Nick Nichols, St. Lawrence, 1:55.31
 1983 Tom Harrison, Claremont-M.S., 1:51.39
 1984 Robert Hauck, St. Olaf, 1:52.47
 1985 Tom Harrison, Claremont-M.S., 1:51.00
 1986 Bill Kazmierowicz, UC San Diego, 1:51.61
 1987 Bill Kazmierowicz, UC San Diego, 1:50.18
 1988 Rodney Miller, Millikin, 1:52.76
 1989 Thomas Donley, Amherst, 1:52.86
 1990 Tim Niznik, St. Olaf, 1:53.37
 1991 John Landreth, Kenyon, 1:52.46
 1992 John Landreth, Kenyon, 1:50.46
 1993 Travis Miller, UC San Diego, 1:50.13
 1994 Travis Miller, UC San Diego, 1:50.66
 1995 Kevin Makarowski, Union (N.Y.), 1:52.77
 1996 Matthew Humphreys, UC Santa Cruz, 1:51.91
 1997 Gary Simon, Claremont-M.S., 1:49.05
 1998 Gary Simon, Claremont-M.S., 1:46.97
 1999 Matt Trumbull, Denison, 1:50.40
 2000 Colby Genrich, Kenyon, 1:51.75
 2001 Read Boon, Kenyon, 1:50.04
 2002 Brian McCarthy, Carnegie Mellon, 1:50.11
 2003 Andrejs Duda, Kenyon, 1:49.24

400-YARD INDIVIDUAL MEDLEY

1975 John Bailey, Merchant Marine, 4:18.729
 1976 Mike Bay, Johns Hopkins, 4:13.130
 1977 Mike Bay, Johns Hopkins, 4:11.830
 1978 Don Dixon, Monmouth, 4:08.270
 1979 William Smiddy, Johns Hopkins, 4:08.76
 1980 Chris Fugmann, Centre, 4:10.38
 1981 Joseph Wilson, Kenyon, 4:07.35
 1982 Barry Zacharias, Rochester Inst., 4:08.17
 1983 Tom Harrison, Claremont-M.S., 3:56.68
 1984 Tom Harrison, Claremont-M.S., 3:59.96
 1985 Tom Harrison, Claremont-M.S., 3:57.78
 1986 Craig Hummer, Kenyon, 4:00.18
 1987 Robert Hauck, St. Olaf, 3:55.70
 1988 Steve Smith, Pomona-Pitzer, 4:01.58
 1989 Robert Benson, Williams, 4:02.70
 1990 Shawn Kelly, Kenyon, 4:01.62
 1991 Ryan Teeple, Claremont-M.S., 4:07.81
 1992 Craig Naylor, Rowan, 4:01.52
 1993 Michael Heithaus, Oberlin, 4:02.96
 1994 Michael Heithaus, Oberlin, 4:05.15
 1995 Michael Heithaus, Oberlin, 4:02.64
 1996 Matt Trumbull, Denison, 4:00.85
 1997 Jean-Paul Gowdy, Middlebury, 3:59.85
 1998 Matt Trumbull, Denison, 3:57.67
 1999 Tom Rushton, Kenyon, 3:56.33
 2000 Tom Rushton, Kenyon, 3:56.75
 2001 Brett Holcomb, Kenyon, 3:54.48
 2002 Kevin Wang, Whitworth, 3:55.99
 2003 Kevin Wang, Whitworth, 3:54.45

ONE-METER DIVING

1975 Jeff Gordon, Allegheny, 394.92
 1976 Chip Geiger, Rockford, 456.93
 1977 Dave Wheeler, Oneonta St., 434.07
 1978 Mike DiCio, Johns Hopkins, 413.15
 1979 Norm Zimmerman, Grinnell, 416.20
 1980 Tom Helpenstell, Grinnell, 452.00
 1981 Chris VanDeMark, Grove City, 424.60
 1982 Chris VanDeMark, Grove City, 437.75
 1983 Dan Young, Grove City, 420.80
 1984 Jeff Holder, Cortland St., 437.45
 1985 Jeff Stabile, UC San Diego, 426.05
 1986 Jeff Stabile, UC San Diego, 445.75
 1987 Paul DiFrancesco, Kenyon, 465.50
 1988 Sean Fri, Oberlin, 428.05
 1989 Chris Radpour, Emory, 425.10
 1990 Chris Radpour, Emory, 460.75
 1991 John Deters, St. John's (Minn.), 457.40
 1992 Thomas Egan, Mass.-Dartmouth, 473.45
 1993 John Butcher, Kenyon, 440.05
 1994 Brian Forster, Pomona-Pitzer, 441.50

1995 Matt Ninneman, Wis.-Eau Claire, 519.70
 1996 Brian Field, Union (N.Y.), 445.60
 1997 John Karpe, Wis.-Eau Claire, 497.30
 1998 Jeff Gorton, Kalamazoo, 540.30
 1999 Jeff Gorton, Kalamazoo, 524.50
 2000 Jeff Gorton, Kalamazoo, 510.05
 2001 Derek Chicarilli, Middlebury, 446.65
 2002 Gabe Korteum, St. Olaf, 553.65
 2003 Anthony Holt, Kalamazoo, 500.90

THREE-METER DIVING

1975 Randy Taylor, Cortland St., 412.74
 1976 Chip Geiger, Rockford, 502.56
 1977 Marc Tohir, Johns Hopkins, 455.70
 1978 Jack Walsh, Oneonta St., 459.12
 1979 Mark Seyfert, Slippery Rock, 433.95
 1980 Pat Pynch, Wash. & Jeff., 452.00
 1981 Chris VanDeMark, Grove City, 429.60
 1982 Keith Miller, Tufts, 510.5
 1983 Will Oberholtzer, Kalamazoo, 462.50
 1984 Clark Johnson, Grove City, 443.25
 1985 Jeff Stabile, UC San Diego, 487.85
 1986 Jeff Stabile, UC San Diego, 470.25
 1987 Paul DiFrancesco, Kenyon, 467.80
 1988 Bill Nixon, Merchant Marine, 460.85
 1989 Bill Nixon, Merchant Marine, 493.75
 1990 Chris Radpour, Emory, 480.80
 1991 Franklin Marston, Bowdoin, 475.20
 1992 Thomas Egan, Mass.-Dartmouth, 575.00
 1993 John Butcher, Kenyon, 518.15
 1994 Brian Forster, Pomona-Pitzer, 487.00
 1995 John Butcher, Kenyon, 538.55
 1996 Adam Burgasser, UC San Diego, 483.80
 1997 Jeffrey Gorton, Kalamazoo, 501.30
 1998 John Karpe, Wis.-Eau Claire, 531.35
 1999 John Karpe, Wis.-Eau Claire, 559.00

2000 Jeff Gorton, Kalamazoo, 577.05
 2001 Derek Chicarilli, Middlebury, 520.20
 2002 Anthony Holt, Kalamazoo, 454.30
 2003 Anthony Holt, Kalamazoo, 501.95

200-YARD FREESTYLE RELAY

1988 Kenyon (Dennis Mulvihill, George Pond, David Greenlee, Jon Howell), 1:21.51
 1989 Kenyon (David Wenz, Scott Michael, Patrick Kearney, Jon Howell), 1:22.19
 1990 Kenyon (Brian Dowdall, Jon Howell, Brent Ferguson, Karl Slatoff), 1:21.63
 1991 Kenyon (Brian Dowdall, Karl Slatoff, Brent Ferguson, Kris Osborn), 1:21.70
 1992 UC San Diego (Gabe Speyer, John Flowers, Mike Pahland, Judd Glasser), 1:22.63
 1993 Kenyon (Chris Churchill, Andrew Eaton, John Rule, Brian Dowdall), 1:22.64
 1994 UC San Diego (John Flowers, Travis Miller, Kaley Parkinson, Judd Glasser), 1:21.99
 1995 Kenyon (Ken Heis, Andrew Eaton, Chris Churchill, Matthew Miller), 1:21.11
 1996 Kenyon (Ken Heis, Chris Churchill, Justin Thoms, Matt Miller), 1:21.57
 1997 Kenyon (Ken Heis, Darrick Bollinger, Richard Thoms, Matt Miller), 1:20.48
 1998 Kenyon (Ken Heis, Darrick Bollinger, Justin Thoms, Lloyd Baron), 1:19.44
 1999 Kenyon (Darrick Bollinger, Lloyd Baron, Chris Brose, Estevao Avila), 1:20.82
 2000 Denison (Aaron Cole, Trent Johnson, Grant Rowe, Brian Goldthorpe), 1:21.41
 2001 Kenyon (Marc Courtney-Brooks, Lloyd Baron, Estevao Avila, Read Boon), 1:20.56
 2002 Kenyon (Marc Courtney-Brooks, Read Boon, Carlos Vega, Jon Philipsborn), 1:22.39
 2003 Kenyon (Andrejs Duda, Russell Hunt, Thomas Ashby, Jon Philipsborn), 1:21.90

400-YARD FREESTYLE RELAY

1975 Cal St. Chico (Chris Webb, Ed Dammel, Larry Gates, Peter Hovland), 3:07.192
 1976 Bowdoin (Richard Rendall, Steven Potter, James Farrar, Jeffrey McBride), 3:13.089
 1977 Occidental (Mark Worthen, Jack Ettelson, Ben Bambauer, Buff Greider), 3:08.095
 1978 Occidental (Kevin Johnson, Mark Lang, Rich Ringer, Ben Bambauer), 3:11.060
 1979 St. Lawrence (Marshall Cline, Timothy Malach, James Clary, Garry Weischedel), 3:10.64
 1980 St. Lawrence (Timothy Malach, Stuart Whiteside, James Clary, Nick Nichols), 3:09.24

- 1981 Kenyon (Jack Emens, J. Gregg Parini, Bill Derks, Chris Shedd), 3:05.94
- 1982 Kenyon (Chris Shedd, Jack Emens, David Dininny, J. Gregg Parini), 3:04.87
- 1983 Claremont-MS (Doug Jones, Nicholas Bagatelos, Tom Harrison, Bill Johnson), 3:03.10
- 1984 Kenyon (Paul Barnett, James Born, Andrew Hull, Hodding Carter), 3:03.90
- 1985 Kenyon (Paul Barnett, Dennis Mulvihill, John Nogaj, James Born), 3:01.89
- 1986 Kenyon (Alan Schmidt, David Greenlee, Dennis Mulvihill, James Born), 2:59.78
- 1987 Kenyon (Dennis Mulvihill, Alan Schmidt, David Greenlee, George Pond), 3:00.11
- 1988 Kenyon (Dennis Mulvihill, Alan Schmidt, David Greenlee, George Pond), 3:00.44
- 1989 Kenyon (Alan Schmidt, David Wenz, Scott Michael, Jon Howell), 3:01.51
- 1990 Kenyon (Brian Dowdall, David Wenz, Patrick Kearney, Jon Howell), 2:58.87
- 1991 Kenyon (Brian Dowdall, Kris Osborn, John Landreth, Patrick Kearney), 3:02.61
- 1992 Kenyon (Andrew Eaton, Brian Dowdall, John Landreth, Patrick Kearney), 3:01.54
- 1993 UC San Diego (Gabe Speyer, Travis Miller, Judd Glasser, John Flowers), 3:01.88
- 1994 UC San Diego (Travis Miller, Kaley Parkinson, Judd Glasser, John Flowers), 3:01.44
- 1995 Kenyon (Ken Heis, Nathan Gardner, Chris Churchill, Andrew Eaton), 3:01.91
- 1996 Kenyon (Chris Churchill, Justin Thoms, Ken Heis, Matt Miller), 3:02.84
- 1997 Kenyon (Darrick Bollinger, Ken Heis, Richard Thoms, Matt Miller), 2:59.13
- 1998 Kenyon (Ken Heis, Justin Thoms, Nathan Gardner, Lloyd Baron), 2:57.98
- 1999 Kenyon (Darrick Bollinger, Lloyd Baron, Chris Brose, Estevao Avila), 2:59.25
- 2000 Kenyon (Lloyd Baron, Estevao Avila, Christian Brose, Read Boon), 3:00.85
- 2001 Kenyon (Marc Courtney-Brooks, Lloyd Baron, Estevao Avila, Read Boon), 3:00.06
- 2002 Kenyon (Read Boon, Leandro Monteiro, Jon Phillipsborn, Marc Courtney-Brooks), 2:59.87
- 2003 Kenyon (Andrejs Duda, Marc Courtney-Brooks, Read Boon, Russell Hunt), 2:58.82
- 800-YARD FREESTYLE RELAY**
- 1975 Cal St. Chico (Larry Gates, Ed Dammel, Chris Webb, Peter Hovland), 7:12.570
- 1976 St. Lawrence (James Brush, Jeffrey Cook, Scott Frame, Garry Weischedel), 7:05.795
- 1977 Occidental (Mark Lang, Nino Duccini, Thomas Davis, Mark Worthen), 6:59.718
- 1978 Kenyon (Timothy Glasser, Stephen Penn, Sam Lund, Tim Bridgham), 6:59.480
- 1979 Kenyon (Kim Peterson, Stephen Penn, Timothy Glasser, Tim Bridgham), 6:57.45
- 1980 Kenyon (Kim Peterson, Stephen Penn, Chris Shedd, Timothy Glasser), 6:54.28
- 1981 Kenyon (David Dininny, J. Gregg Parini, Kim Peterson, Chris Shedd), 6:50.33
- 1982 Kenyon (David Dininny, Chris Shedd, J. Gregg Parini, Stephen Neri), 6:51.43
- 1983 Kenyon (Stephen Neri, Chris Shedd, Joe Pegues, James Born), 6:46.70
- 1984 Kenyon (James Born, Hodding Carter, Craig Hummer, George Pond), 6:49.96
- 1985 Kenyon (Dennis Mulvihill, James Born, Paul Barnett, Craig Hummer), 6:48.11
- 1986 Kenyon (James Born, Alan Schmidt, Craig Hummer, Dennis Mulvihill), 6:43.19
- 1987 Kenyon (David Wenz, Dennis Mulvihill, Alan Schmidt, David Waltuch), 6:43.71
- 1988 Kenyon (Alan Schmidt, George Pond, David Wenz, Dennis Mulvihill), 6:40.08
- 1989 Kenyon (Alan Schmidt, Patrick Kearney, Scott Michael, David Wenz), 6:46.90
- 1990 Kenyon (Patrick Kearney, Shawn Kelly, John Landreth, David Wenz), 6:42.74
- 1991 Hope (Jeffrey Bannink, Philip Sotok, Bradley Genson, Jon Hescott), 6:51.41
- 1992 Kenyon (John Landreth, Andrew Eaton, Kris Osborn, Patrick Kearney), 6:48.59
- 1993 UC San Diego (Mark Fahlen, Mike McNeff, Judd Glasser, Travis Miller), 6:47.21
- 1994 Hope (Kirk Assink, Shawn Kinser, Stephen Hope, Bradley Genson), 6:49.72

- 1995 Kenyon (Nathan Gardner, Andrew Eaton, David Phillips, Michael Dawson), 6:46.88
- 1996 Denison (Scott Mikolashek, Brendan Herlihy, Josh Sultz, Matt Trumbull), 6:50.17
- 1997 Kenyon (Darrick Bollinger, Nathan Gardner, Richard Thoms, John Newland), 6:44.65
- 1998 Kenyon (Ken Heis, Nathan Gardner, Darrick Bollinger, John Newland), 6:41.45
- 1999 Kenyon (Tom Rushton, Joshua White, Josh Everett, John Newland), 6:45.42
- 2000 Kenyon (Tom Rushton, Joshua White, Darrick Bollinger, Read Boon), 6:45.08
- 2001 Kenyon (Marc Courtney-Brooks, Lloyd Baron, Tom Rushton, Read Boon), 6:36.40
- 2002 Kenyon (Marc Courtney-Brooks, Gabriel Rodrigues, Leandro Monteiro, Read Boon), 6:36.26
- 2003 Kenyon (Read Boon, Leandro Monteiro, Gabriel Rodrigues, Marc Courtney-Brooks), 6:37.63

200-YARD MEDLEY RELAY

- 1988 Kenyon (Alan Schmidt, Scott Peters, Thomas Schinabeck, Jon Howell), 1:32.93
- 1989 Kenyon (Alan Schmidt, Scott Peters, Thomas Schinabeck, Jon Howell), 1:34.58
- 1990 UC San Diego (Gregory Goodrich, Derron Fredrick, Shannon Smith, Steven Denys), 1:31.94
- 1991 Kenyon (Eric Chambers, Doug Mott, John Landreth, Brian Dowdall), 1:33.29
- 1992 Kenyon (Brian Dowdall, John Cave, John Landreth, Karl Slatoff), 1:32.02
- 1993 Kenyon (John Rule, John Cave, Brian Dowdall, Andrew Eaton), 1:31.41
- 1994 Kenyon (John Rule, John Cave, Karl Fuller, Matthew Miller), 1:32.00
- 1995 Hope (John Methrick, Matthew Hollebeek, Aaron Hoffman, Derek Vander Heide), 1:34.26
- 1996 Kenyon (Ben Holland, Chris Churchill, Robin Blume-Kohout, Matt Miller), 1:32.09
- 1997 Kenyon (Matt Miller, Colby Genrich, Pedro Monteiro, Ken Heis), 1:31.56
- 1998 Kenyon (Pedro Monteiro, Colby Genrich, Lloyd Baron, Ken Heis), 1:30.57
- 1999 Kenyon (Estevao Avila, Chris Brose, Lloyd Baron, Darrick Bollinger), 1:30.11
- 2000 Kenyon (Estevao Avila, Read Boon, Lloyd Baron, Christian Brose), 1:30.57
- 2001 Kenyon (Estevao Avila, Read Boon, Marc Courtney-Brooks, Lloyd Baron), 1:28.75
- 2002 Kenyon (Leandro Monteiro, Read Boon, Carlos Vega, Jon Phillipsborn), 1:30.71
- 2003 Kenyon (Carlos Vega, Read Boon, Andrejs Duda, Marc Courtney-Brooks), 1:29.54

400-YARD MEDLEY RELAY

- 1975 Johns Hopkins (John Dierkes, Richard Goodale, Mark Horning, James Finnerty), 3:36.384
- 1976 St. Lawrence (Douglas Arthur, Brad Porter, Jeffrey Cook, Scott Frame), 3:35.580
- 1977 Occidental (Mark Worthen, William Hoffman, Nino Duccini, Jack Etlson), 3:31.182
- 1978 Johns Hopkins (Jon Klein, William Smiddy, Sam Taylor, Francis Florez), 3:34.211
- 1979 Johns Hopkins (William Bender, Jonathan Blank, Douglas Morgan, Francis Florez), 3:32.12
- 1980 Johns Hopkins (William Bender, Jonathan Blank, Douglas Morgan, Francis Florez), 3:28.67
- 1981 Johns Hopkins (William Bender, Jonathan Blank, Douglas Morgan, Francis Florez), 3:29.04
- 1982 Williams (Robert Sommer, David Rowley, Benjamin Aronson, Michael Regan), 3:30.43
- 1983 Kenyon (John Callinan, Peter Loomis, James Born, Chris Shedd), 3:26.37
- 1984 Kenyon (John Callinan, Peter Loomis, Michael Solomon, James Born), 3:24.53
- 1985 Kenyon (John Callinan, John Goessman, David Waltuch, James Born), 3:24.20
- 1986 UC San Diego (Bill Kazmierowicz, Derron Fredrick, Roger Brisbane, Roger Cramer), 3:25.11
- 1987 Kenyon (Alan Schmidt, Nathaniel Lierandi, David Waltuch, Dennis Mulvihill), 3:25.85
- 1988 Kenyon (Dennis Mulvihill, Scott Peters, Thomas Schinabeck, Alan Schmidt), 3:25.55
- 1989 UC San Diego (Gregory Goodrich, Derron Fredrick, Jeffrey Vance, Jason Vance), 3:25.68
- 1990 UC San Diego (Gregory Goodrich, Derron Fredrick, Shannon Smith, Jason Vance), 3:23.67

- 1991 Kenyon (Brian Dowdall, Doug Mott, John Landreth, Patrick Kearney), 3:25.68
- 1992 Kenyon (Brian Dowdall, John Cave, John Landreth, Patrick Kearney), 3:21.62
- 1993 UC San Diego (Andy Hollywood, Taylor Spangler, Travis Miller, John Flowers), 3:22.51
- 1994 Kenyon (John Rule, John Cave, Karl Fuller, Andrew Eaton), 3:23.36
- 1995 Kenyon (John Rule, John Cave, Pedro Monteiro, Andrew Eaton), 3:23.50
- 1996 Kenyon (Nathan Gardner, Chris Churchill, Robin Blume-Kohout, Ken Heis), 3:23.07
- 1997 Kenyon (Matt Miller, Colby Genrich, Pedro Monteiro, Ken Heis), 3:21.75
- 1998 Wis.-Stevens Point (Jeremy Francioli, John Stevens, Randy Boelk, Dave Willoughby), 3:20.65
- 1999 Wis.-Stevens Point (Jeremy Francioli, John Stevens, Randy Boelk, Dave Willoughby), 3:20.46
- 2000 Kenyon (Estevao Avila, Colby Genrich, Tom Rushton, Lloyd Baron), 3:20.39
- 2001 Kenyon (Estevao Avila, Daniel Kiepf, Tom Rushton, Lloyd Baron), 3:19.65
- 2002 Kenyon (Leandro Monteiro, Read Boon, Carlos Vega, Marc Courtney-Brooks), 3:19.31
- 2003 Kenyon (Russell Hunt, Read Boon, Andrejs Dud, Marc Courtney-Brooks), 3:16.77

All-Time Team Results

1975: 1. Cal St. Chico, 465; 2. Johns Hopkins, 209; 3. Monmouth, 147; 4. Bowdoin, 123; 5. Williams, 122; 6. Ashland, 97; 7. St. Lawrence, 83; 8. Hamilton, 71; 9. Allegheny, 66; 10. Wash. & Lee, 64; 11. Wabash, 56; 12. Wheaton (Ill.), 32; 13. (tie) Bethany (W.Va.) and Grove City, 30; 15. (tie) Amherst, Kenyon and Oberlin, 29; 18. Mass.-Lowell, 25; 19. Hiram, 22; 20. Maritime (N.Y.), 21; 21. Merchant Marine, 20; 22. (tie) Coast Guard and Cortland St., 19; 24. Denison, 17; 25. Oswego St., 16; 26. (tie) Colorado Col. and Genesee St., 14; 28. Ithaca, 12; 29. (tie) Oneonta St. and Wooster, 10; 31. Swarthmore, 9; 32. Rowan, 6; 33. (tie) Fredonia St., Grinnell, Lehman and Keene St., 5; 37. (tie) Coe and Knox, 4; 39. Dickinson, 3; 40. (tie) Gettysburg, Potsdam St. and Rochester Inst., 2.

1976: 1. St. Lawrence, 249; 2. Johns Hopkins, 233; 3. Williams, 170; 4. Bowdoin, 143; 5. Kenyon, 140; 6. Wabash, 126; 7. Allegheny, 78; 8. Wash. & Lee, 74; 9. Ashland, 61; 10. Rowan, 59; 11. Grove City, 51; 12. Hiram, 45; 13. Hamilton, 41; 14. Wheaton (Ill.), 38; 15. Coast Guard, 36; 16. Sewanee, 34; 17. (tie) Potsdam St. and Rockford, 32; 19. Augustana (Ill.), 28; 20. Oneonta St., 27; 21. Oswego St., 24; 22. Denison, 23; 23. Dickinson, 20; 24. Brockport St., 18; 25. (tie) Grinnell and Merchant Marine, 17; 27. Ithaca, 16; 28. (tie) Kalamazoo and Wooster, 15; 30. Kutztown, 13; 31. (tie) Mass.-Lowell and Rensselaer, 11; 33. Keene St., 8; 34. Babson, 7; 35. Millikin, 6; 36. Oberlin, 4; 37. Hamline, 3; 38. (tie) Bridgewater St., Lake Forest, Rochester Inst. and Wesleyan (Ill.), 2.

1977: 1. Johns Hopkins, 272; 2. Occidental, 198; 3. Kenyon, 173; 4. Monmouth, 170; 5. St. Lawrence, 145; 6. Allegheny, 129; 7. Williams, 111; 8. Claremont-MS, 90; 9. Wash. & Lee, 58; 10. Kalamazoo, 56; 11. Bowdoin, 55; 12. Slippery Rock, 49; 13. Wheaton (Ill.), 40; 14. Grove City, 35; 15. Potsdam St., 33; 16. Oneonta St., 32; 17. Wabash, 31; 18. Kutztown, 29; 19. Hamline, 25; 20. (tie) Cortland St. and Manhattanville, 22; 22. (tie) Genesee St. and Grinnell, 17; 24. Brockport St., 16; 25. Denison, 14; 26. (tie) Oswego St. and Wooster, 13; 28. (tie) Colorado Col., Rowan and MIT, 10; 31. Lake Forest, 9; 32. (tie) Coast Guard, Ohio Wesleyan and Tufts, 7; 35. (tie) Carthage and Hamilton, 6; 37. Pomona-Pitzer, 5; 38. Dickinson, 4; 39. Rensselaer, 1.

1978: 1. Johns Hopkins, 284; 2. Monmouth, 204; 3. Kenyon, 196; 4. Occidental, 145; 5. St. Lawrence, 104½; 6. Wabash, 97; 7. Williams, 87; 8. Allegheny, 84; 9. Kalamazoo, 76; 10. Wash. & Lee, 60; 11. Wheaton (Ill.), 54; 12. Kutztown, 53; 13. Wooster, 49; 14. Grove City, 47; 15. Hamilton, 35; 16. (tie) Claremont-MS and Manhattanville, 29; 18. Oneonta St., 27; 19. North Central, 20; 20. Cortland St., 23; 21. Tufts, 21½; 22. (tie) Bowdoin, John Carroll and

St. John's (Minn.), 17; 25. (tie) Carthage, Geneseo St., Hamline and Rensselaer, 16; 29. (tie) Merchant Marine and Muskingum, 11; 31. Carnegie Mellon, 10; 32. (tie) Rowan, MIT and Ohio Wesleyan, 9; 35. Slippery Rock, 8; 36. Ashland, 7; 37. (tie) Coast Guard, Colorado Col. and Potsdam St., 5; 40. (tie) Gettysburg and Ripon, 4; 42. Buffalo, 3; 43. (tie) Alma, Amherst and Widener, 2; 46. King's (Pa.), 1.

1979: 1. Johns Hopkins, 340; 2. Kenyon, 241; 3. Williams, 137; 4. Allegheny, 134; 5. Claremont-M-S, 104; 6. Tufts, 92; 7. Hamline, 90^{1/2}; 8. St. Lawrence, 78; 9. Wooster, 69; 10. Occidental, 54; 11. Wabash, 52; 12. Kalamazoo, 50; 13. Slippery Rock, 49; 14. Rochester Inst., 47; 15. Grinnell, 36; 16. Wheaton (Ill.), 32; 17. (tie) Gettysburg and Rensselaer, 23; 19. (tie) Cortland St., Geneseo St. and Hamilton, 22; 22. (tie) Carnegie Mellon, Rowan and Oberlin, 19; 25. St. John's (Minn.), 18; 26. Bowdoin, 14; 27. Wash. & Lee, 13^{1/2}; 28. Kutztown, 12; 29. (tie) John Carroll and Wash. & Jeff., 12; 31. Colorado Col., 11; 32. Grove City, 10; 33. (tie) Muskingum and Ohio Wesleyan, 9; 35. DePauw, 7; 36. (tie) Alma and MIT, 5; 38. (tie) Coast Guard, King's (Pa.), Principia and Rochester, 4; 42. Whittier, 3; 43. (tie) Amherst, Brooklyn and North Central, 1.

1980: 1. Kenyon, 323; 2. Johns Hopkins, 277; 3. St. Lawrence, 189; 4. (tie) Allegheny and Williams, 104; 6. Kalamazoo, 93; 7. Tufts, 71; 8. Claremont-M-S, 69; 9. Occidental, 51; 10. Whittier, 50; 11. Rowan, 45^{1/2}; 12. Wheaton (Ill.), 44^{1/2}; 13. Centre, 38; 14. Case Reserve, 35; 15. (tie) North Central and Wabash, 33; 17. Grove City, 31; 18. MIT, 27; 19. Wooster, 26^{1/2}; 20. Grinnell, 26; 21. Wash. & Jeff., 25; 22. Cortland St., 22; 23. King's (Pa.), 21; 24. Coast Guard, 19; 25. (tie) Bowdoin and Rochester, 18; 27. Muskingum, 17; 28. (tie) Amherst and Hamilton, 16; 30. Denison, 14^{1/2}; 31. Frank & Marsh., 14; 32. Alma, 13; 33. Colorado Col., 11; 34. Wash. & Lee, 10; 35. Rochester Inst., 6; 36. (tie) Potsdam St. and St. John's (Minn.), 5; 38. (tie) Carnegie Mellon and St. Olaf, 4; 40. Ripon, 3; 41. (tie) Calvin, Geneseo St. and Lake Forest, 2.

1981: 1. Kenyon, 319; 2. Johns Hopkins, 272; 3. Williams, 175; 4. Tufts, 128; 5. Cortland St., 95; 6. St. Lawrence, 94; 7. John Carroll, 61; 8. UC San Diego, 47; 9. Wis-Stevens Point, 46; 10. Grove City, 45; 11. Kalamazoo, 42; 12. Rochester, 39; 13. Coast Guard, 38; 14. (tie) Centre and Occidental, 37; 16. Amherst, 36; 17. (tie) Hamilton, Ithaca and Wash. & Lee, 35; 20. (tie) Bowdoin and Case Reserve, 31; 22. MIT, 30; 23. Allegheny, 29; 24. Denison, 25; 25. Rowan, 22; 26. Caltech, 21; 27. Wheaton (Ill.), 19; 28. Millikin, 17; 29. Alfred, 16; 30. Claremont-M-S, 15; 31. Whittier, 11; 32. St. Olaf, 10; 33. (tie) Calvin, Pomona-Pitzer, Rochester Inst. and Wabash, 7; 37. (tie) Alma and Hamline, 5; 39. (tie) Benedictine (Ill.), Frank & Marsh., Grinnell, Ripon and St. John's (Minn.), 4; 44. Geneseo St., 3; 45. Buffalo St., 1.

1982: 1. Kenyon, 299; 2. Williams, 197; 3. St. Lawrence, 147; 4. Claremont-M-S, 145; 5. Johns Hopkins, 118; 6. Tufts, 95; 7. MIT, 58; 8. Coast Guard, 54; 9. Wash. & Lee, 51; 10. Allegheny, 50; 11. (tie) UC San Diego and Wm. Paterson, 48; 13. Kalamazoo, 44; 14. Grove City, 43; 15. Alfred, 41; 16. Norwich, 38; 17. Rochester Inst., 36; 18. (tie) Bowdoin, Denison and Ithaca, 34; 21. Rochester, 29; 22. Amherst, 27; 23. Wheaton (Ill.), 24; 24. (tie) Case Reserve, John Carroll and St. Olaf, 23; 27. (tie) Benedictine (Ill.) and North Central, 20; 29. Wis-Stevens Point, 19; 30. (tie) Frank & Marsh. and Occidental, 13; 32. (tie) Cortland St. and Wash. & Jeff., 12; 34. Washington (Mo.), 9; 35. (tie) Rowan, Stony Brook and Wis-Whitewater, 8; 38. (tie) Hamilton, Pomona-Pitzer and St. John's (Minn.), 7; 41. Lake Forest, 6; 42. (tie) Caltech and Calvin, 5; 44. Oberlin, 3; 45. Potsdam St., 2; 46. (tie) DePauw, Oswego St. and Wis-Milwaukee, 1.

1983: 1. Kenyon, 336^{1/2}; 2. Claremont-M-S, 194; 3. Williams, 183; 4. Johns Hopkins, 118^{1/2}; 5. Allegheny, 118; 6. UC San Diego, 105; 7. Coast Guard, 83; 8. St. Olaf, 62; 9. Wheaton (Ill.), 57; 10. (tie) Denison and Kalamazoo, 56; 12. Tufts, 53; 13. Rochester Inst., 44; 14. Alfred, 43; 15. Wm. Paterson, 42; 16. St. Lawrence, 29; 17. Lake Forest, 27; 18. MIT, 26; 19. Norwich, 24; 20. (tie) Benedictine (Ill.), Ithaca and Rockford, 22; 23. St. John's (Minn.), 21; 24. (tie) Cortland St. and Wash. & Jeff., 20; 26. (tie) Grove City and Hartwick, 19; 28. Wis-La Crosse, 16; 29. (tie) Case Reserve and Merchant Marine, 15; 31. (tie) Amherst and Hamline, 10; 33. (tie) Carleton and Occidental, 8; 35. North Central, 7; 36. (tie) Caltech, Wabash and Washington (Mo.), 5; 39.

Stony Brook, 3; 40. (tie) Calvin, Gettysburg and Wash. & Lee, 2; 43. (tie) Hobart and Potsdam St., 1.

1984: 1. Kenyon, 429^{1/2}; 2. Claremont-M-S, 169; 3. UC San Diego, 162^{1/2}; 4. Williams, 139; 5. Johns Hopkins, 130^{1/2}; 6. St. Olaf, 88; 7. Denison, 83^{1/2}; 8. Alfred, 79; 9. Rochester Inst., 57; 10. MIT, 56; 11. Wheaton (Ill.), 51; 12. Grove City, 42; 13. Wis-Milwaukee, 36; 14. Cortland St., 33; 15. Wash. & Lee, 32; 16. Rochester, 30; 17. Tufts, 27; 18. Wis-La Crosse, 25; 19. Norwich, 24; 20. (tie) Benedictine (Ill.) and St. Lawrence, 23; 22. (tie) Hamline and Ithaca, 21; 24. Mount Union, 20; 25. (tie) Allegheny and North Central, 17; 27. Wis-Oshkosh, 16; 28. (tie) Coast Guard and New Paltz St., 15; 30. Calvin, 8; 31. St. John's (Minn.), 7; 32. (tie) Augustana (Ill.), Brandeis and Stony Brook, 5; 35. (tie) Hobart, John Carroll and Pomona-Pitzer, 4; 38. (tie) Oswego St., Potsdam St., Wabash and Wash. & Jeff., 3; 42. (tie) Amherst, Occidental and St. Thomas (Minn.), 2; 45. (tie) CCNY and DePauw, 1.

1985: 1. Kenyon, 504; 2. Claremont-M-S, 409; 3. UC San Diego, 280^{1/2}; 4. St. Olaf, 206; 5. Denison, 200; 6. Johns Hopkins, 155; 7. Alfred, 119; 8. Allegheny, 114; 9. Williams, 110; 10. Millikin, 77; 11. Merchant Marine, 73; 12. Hope, 72^{1/2}; 13. Rochester, 68; 14. Wis-Milwaukee, 67; 15. St. Lawrence, 56^{1/2}; 16. Wm. Paterson, 53; 17. Tufts, 52; 18. Wis-Oshkosh, 46; 19. (tie) Ithaca and Mount Union, 45; 21. MIT, 43^{1/2}; 22. Wheaton (Ill.), 39^{1/2}; 23. Calvin, 37; 24. Oswego St., 31; 25. Wash. & Lee, 24; 26. Grove City, 23; 27. Amherst, 21^{1/2}; 28. Cortland St., 20; 29. Augustana (Ill.), 19; 30. (tie) Babson, Kalamazoo and Rensselaer, 18; 33. (tie) DePauw and Potsdam St., 13; 35. (tie) Grinnell, Hobart and Wis-Whitewater, 12; 38. (tie) Lake Forest and Widener, 11; 40. Benedictine (Ill.), 10; 41. (tie) Carnegie Mellon, North Central and Ohio Northern, 6; 44. (tie) Beloit, Hamilton, Nazareth (N.Y.), St. Thomas (Minn.) and Stony Brook, 5; 49. (tie) Hamline, John Carroll and Willamette, 4; 52. Wabash, 3; 53. Ohio Wesleyan, 2; 54. (tie) Fredonia St., New Paltz St. and Oberlin, 1.

1986: 1. Kenyon, 496; 2. Claremont-M-S, 372^{1/2}; 3. UC San Diego, 338; 4. Denison, 290; 5. St. Olaf, 238^{1/2}; 6. Johns Hopkins, 144^{1/2}; 7. Allegheny, 118; 8. Millikin, 108; 9. Ithaca, 100; 10. Wheaton (Ill.), 98^{1/2}; 11. Pomona-Pitzer, 87; 12. (tie) Alfred and St. John's (Minn.), 67; 14. Rochester, 59; 15. Williams, 55; 16. Rensselaer, 52^{1/2}; 17. Hope, 52; 18. Tufts, 51^{1/2}; 19. Fredonia St., 46; 20. Mount Union, 44; 21. Cortland St., 43; 22. Wash. & Lee, 38; 23. Wm. Paterson, 36; 24. Oberlin, 23; 25. Lake Forest, 19; 26. Calvin, 18; 27. (tie) Hamline and Kalamazoo, 17; 29. (tie) Augustana (Ill.) and John Carroll, 14; 31. Widener, 13; 32. Carleton, 12^{1/2}; 33. North Central, 12; 34. Hamilton, 11; 35. Principia, 9; 36. New Paltz St., 8; 37. (tie) Merchant Marine and Wooster, 7; 39. Amherst, 6^{1/2}; 40. (tie) Carnegie Mellon, Luther and Ohio Northern, 6; 43. (tie) Gettysburg, Grove City, Hobart and St. Thomas (Minn.), 4; 47. (tie) MIT and Ohio Wesleyan, 3; 49. (tie) Grinnell and Stony Brook, 2; 51. Elizabethtown, 1.

1987: 1. Kenyon, 480; 2. Denison, 338; 3. UC San Diego, 286; 4. St. Olaf, 280; 5. Claremont-M-S, 183; 6. Millikin, 158; 7. Rochester, 132; 8. Wheaton (Ill.), 124; 9. Johns Hopkins, 110; 10. Mount Union, 105; 11. Pomona-Pitzer, 84; 12. Merchant Marine, 80; 13. Alfred, 79; 14. Allegheny, 77; 15. (tie) Ithaca and St. Thomas (Minn.), 73; 17. Hope, 52; 18. Kalamazoo, 43; 19. Wash. & Lee, 38; 20. Rensselaer, 37; 21. Buffalo, 35; 22. North Central, 34; 23. (tie) Coast Guard and St. John's (Minn.), 33; 25. (tie) Amherst and MIT, 32; 27. Cortland St., 31; 28. Williams, 29; 29. Rochester Inst., 21; 30. Principia, 20; 31. (tie) Centre and Fredonia St., 19; 33. Oberlin, 17; 34. Tufts, 13; 35. (tie) Ohio Wesleyan and St. Lawrence, 12; 37. Carnegie Mellon, 7; 38. Wittenberg, 4; 39. (tie) Gettysburg and Lake Forest, 3; 41. (tie) Hamline, New Paltz St. and Washington (Mo.), 2; 44. Grove City, 1.

1988: 1. Kenyon, 552; 2. Claremont-M-S, 314; 3. UC San Diego, 313; 4. Denison, 274; 5. Millikin, 267; 6. St. Olaf, 247; 7. Johns Hopkins, 195^{1/2}; 8. Carleton, 129; 9. Williams, 128; 10. Amherst, 127; 11. Wash. & Lee, 109; 12. Ithaca, 105; 13. Wheaton (Ill.), 103; 14. Pomona-Pitzer, 94; 15. St. John's (Minn.), 79; 16. Allegheny, 74^{1/2}; 17. Rochester, 71; 18. Alfred, 68; 19. Emory, 65; 20. Oberlin, 63; 21. Case Reserve, 62; 22. Merchant Marine, 46; 23. New York U., 29; 24. Mass-Dartmouth, 27^{1/2}; 25. Wabash, 27; 26. Rowan, 24; 27. Mount Union, 22; 28. Grinnell, 21; 29. St. Lawrence, 18; 30. Coast Guard, 17^{1/2}; 31. New Paltz St., 17; 32.

(tie) Kalamazoo, Rochester Inst. and Wis-Oshkosh, 16; 35. Chicago, 15; 36. Wesleyan (Conn.), 13; 37. (tie) Carroll (Wis.) and Luther, 12; 39. North Central, 11; 40. Hamline, 9; 41. Cortland St., 8; 42. MIT, 7; 43. (tie) Centre, Tufts and Washington (Mo.), 6; 46. (tie) Carnegie Mellon, Frostburg St., Geneseo St. and Hamilton, 2; 50. (tie) Clark (Mass.) and Wm. Paterson, 1.

1989: 1. Kenyon, 630^{1/2}; 2. UC San Diego, 486; 3. Claremont-M-S, 219; 4. St. Olaf, 211; 5. Williams, 193; 6. (tie) Denison and Millikin, 173; 8. Wash. & Lee, 170; 9. Johns Hopkins, 154; 10. Wheaton (Ill.), 148; 11. Alfred, 118; 12. Amherst, 91; 13. Emory, 90; 14. MIT, 61; 15. (tie) Kalamazoo and St. John's (Minn.), 57; 17. Merchant Marine, 55; 18. Wabash, 53; 19. Occidental, 49; 20. Case Reserve, 48; 21. Rochester, 46^{1/2}; 22. Allegheny, 46; 23. Carleton, 41; 24. Principia, 40; 25. Tufts, 33; 26. Hobart, 31; 27. Rowan, 30; 28. (tie) Albany (N.Y.), Carnegie Mellon, Wis-Oshkosh, 29; 31. Oberlin, 28; 32. Cortland St., 24; 33. Buena Vista, 21; 34. (tie) Chicago, Lake Forest and North Central, 20; 37. Mount Union, 16; 38. (tie) Carroll (Wis.) and Hamline, 15; 40. Hope, 14; 41. Ithaca, 13; 42. (tie) Babson, Fredonia St. and Grinnell, 12; 45. Washington (Mo.), 9; 46. (tie) Bowdoin and Union (N.Y.), 7; 48. Centre, 6; 49. (tie) Coast Guard and New Paltz St., 5; 51. Albion, 2; 52. Mass-Dartmouth, 1.

1990: 1. Kenyon, 653^{1/2}; 2. UC San Diego, 535^{1/2}; 3. Wheaton (Ill.), 239^{1/2}; 4. St. Olaf, 220; 5. Williams, 200; 6. Alfred, 190; 7. North Central, 176; 8. Johns Hopkins, 175; 9. Denison, 173; 10. Claremont-M-S, 161; 11. Emory, 125; 12. Allegheny, 107; 13. Millikin, 74; 14. Ithaca, 73; 15. St. John's (Minn.), 69; 16. Washington (Mo.), 64; 17. Wabash, 53; 18. (tie) Amherst and Carleton, 47; 20. Mass-Dartmouth, 38; 21. Carnegie Mellon, 35; 22. Oberlin, 31; 23. (tie) Grinnell and Wash. & Lee, 29; 25. (tie) Merchant Marine and Wis-Whitewater, 27; 27. (tie) Bowdoin and Rowan, 23; 29. (tie) Cortland St. and Hobart, 22; 31. (tie) Carroll (Wis.) and Chicago, 16; 33. (tie) Case Reserve and Ohio Wesleyan, 15; 35. Occidental, 14; 36. (tie) New Paltz St., Tufts and Wooster, 13; 39. (tie) Coast Guard and Wesleyan (Conn.), 11; 41. MIT, 10; 42. Babson, 9; 43. (tie) Lake Forest and Pomona-Pitzer, 7; 45. DePauw, 5^{1/2}; 46. Hamilton, 3; 47. (tie) Geneseo St. and Hope, 2; 49. (tie) Albion and Maritime (N.Y.), 1.

1991: 1. Kenyon, 593^{1/2}; 2. Claremont-M-S, 280; 3. UC San Diego, 271; 4. Wheaton (Ill.), 259; 5. Denison, 231^{1/2}; 6. Hope, 215; 7. Johns Hopkins, 167^{1/2}; 8. Wabash, 135^{1/2}; 9. Emory, 135; 10. Millikin, 111; 11. Williams, 104; 12. Allegheny, 98; 13. Alfred, 88^{1/2}; 14. North Central, 78; 15. DePauw, 77; 16. Ithaca, 76; 17. Carleton, 66; 18. Grinnell, 65; 19. Carnegie Mellon, 64; 20. Bowdoin, 50; 21. Wesleyan (Conn.), 48; 22. St. John's (Minn.), 46; 23. Oberlin, 44; 24. MIT, 40; 25. St. Olaf, 36; 26. Ohio Wesleyan, 34; 27. (tie) Coast Guard and Pomona-Pitzer, 31; 29. Merchant Marine, 30; 30. Rowan, 29; 31. Catholic, 25; 32. (tie) Babson and New York U., 24; 34. (tie) Occidental and Tufts, 23; 36. (tie) Kalamazoo and Mass-Dartmouth, 22; 38. Albion, 20^{1/2}; 39. New Paltz St., 18; 40. Rensselaer, 17; 41. Chicago, 14; 42. Cortland St., 13; 43. Wooster, 12; 44. (tie) Bates and Hobart, 11; 46. Geneseo St., 9; 47. (tie) Amherst and Case Reserve, 7; 49. Wash. & Lee, 6; 50. (tie) Hamline and Mount Union, 5; 52. Union (N.Y.), 4; 53. (tie) UC Santa Cruz and Redlands, 3; 55. (tie) Binghamton, Luther, Middlebury, St. Thomas (Minn.) and Wittenberg, 2; 60. Benedictine (Ill.), 1.

1992: 1. Kenyon, 646; 2. UC San Diego, 361; 3. Denison, 297; 4. Hope, 235; 5. Allegheny, 226; 6. St. Olaf, 194; 7. Wis-Stevens Point, 144^{1/2}; 8. Johns Hopkins, 118; 9. Rowan, 116; 10. Claremont-M-S, 100; 11. Wheaton (Ill.), 95; 12. (tie) Carnegie Mellon and Wis-La Crosse, 87; 14. Case Reserve, 81; 15. (tie) Hobart and New Paltz St., 54; 17. Redlands, 52; 18. Middlebury, 51; 19. Williams, 49; 20. Wesleyan (Conn.), 47; 21. Occidental, 46; 22. DePauw, 45; 23. Bowdoin, 42; 24. MIT, 41; 25. Mass-Dartmouth, 40; 26. Pomona-Pitzer, 31; 27. Alfred, 30; 28. (tie) Emory and North Central, 27; 30. (tie) Kalamazoo and St. John's (Minn.), 25; 32. (tie) Albion and Hamilton, 24; 34. Carleton, 20^{1/2}; 35. (tie) John Carroll and Ohio Wesleyan, 20; 37. Oberlin, 19; 38. Rensselaer, 16; 39. Wooster, 15; 40. (tie) Montclair St. and St. Thomas (Minn.), 14; 42. (tie) Grove City and Macalester, 13; 44. Wabash, 11; 45. Union (N.Y.), 9; 46. (tie) Babson, Lake Forest and Oswego St., 7; 49. Wis-Whitewater, 6; 50. (tie) Benedictine (Ill.), Rochester, Wash. & Lee and Wm. Paterson, 5; 54. Ithaca, 3; 55. (tie) St. Lawrence and Tufts, 2; 57. (tie) Hamline, Hartwick and New York U., 1.

1993: 1. Kenyon, 552; 2. UC San Diego, 442^{1/2}; 3. Hope, 335; 4. Johns Hopkins, 285; 5. Denison, 216; 6. Kalamazoo, 194; 7. Allegheny, 169; 8. Wabash, 166; 9. Redlands, 125^{1/2}; 10. St. Olaf, 123; 11. Wis.-Stevens Point, 89; 12. Claremont-MS, 80; 13. Ohio Wesleyan, 68; 14. Pomona-Pitzer, 68; 15. Oberlin, 67; 16. Wis.-La Crosse, 66; 17. Cortland St., 58; 18. New Paltz St., 53; 19. MIT, 46; 20. DePauw, 45; 21. John Carroll, 42; 22. Hamilton, 39; 23. Williams, 38; 24. Rowan, 37; 25. Albion, 32; 26. TCNJ, 31; 27. Rockford, 30; 28. Rensselaer, 29; 29. Emory, 27; 30. Middlebury, 23^{1/2}; 31. Case Reserve, 23; 32. (tie) Coast Guard and St. Thomas (Minn.), 22; 34. (tie) UC Santa Cruz and Grove City, 20; 36. (tie) Geneseo St. and Tufts, 17; 38. Wash. & Lee, 16^{1/2}; 39. (tie) Bowdoin and Wis.-Whitewater, 15; 41. New York U., 14; 42. Union (N.Y.), 13; 43. (tie) Calvin, Lake Forest and Wooster, 12; 46. Hartwick, 11; 47. Gust. Adolphus, 10; 48. Montclair St., 7; 49. Ithaca, 5; 50. (tie) Luther and Wittenberg, 3; 52. (tie) Alma and Binghamton, 2; 54. Millikin, 1.

1994: 1. Kenyon, 615^{1/2}; 2. UC San Diego, 389^{1/2}; 3. Johns Hopkins, 295; 4. Denison, 279; 5. Hope, 256; 6. Union (N.Y.), 199^{1/2}; 7. St. Olaf, 186; 8. Ohio Wesleyan, 139; 9. Wis.-Eau Claire, 117^{1/2}; 10. Redlands, 114; 11. TCNJ, 97; 12. Amherst, 79^{1/2}; 13. Allegheny, 79; 14. (tie) Tufts and Williams, 77; 16. Cortland St., 73; 17. New Paltz St., 56; 18. Hamilton, 55^{1/2}; 19. Lake Forest, 52^{1/2}; 20. Hartwick, 50^{1/2}; 21. Carnegie Mellon, 50; 22. Oberlin, 47; 23. Pomona-Pitzer, 43; 24. Claremont-MS, 41; 25. Coast Guard, 33; 26. Albion, 29; 27. New York U., 26; 28. Potsdam St., 25; 29. Wesleyan (Conn.), 23; 30. Rensselaer, 21; 31. (tie) Calvin and Middlebury, 19; 33. Emory, 18; 34. Geneseo St., 17; 35. (tie) Centre and Gust. Adolphus, 16; 37. Montclair St., 15; 38. Millikin, 13; 39. St. Thomas (Minn.), 12; 40. Binghamton, 11; 41. (tie) UC Santa Cruz and John Carroll, 9; 43. (tie) Rochester and Wittenberg, 7; 45. (tie) Grove City and St. John's (Minn.), 6; 47. (tie) Bowdoin, Gettysburg, Grinnell and Stony Brook, 4; 51. (tie) Benedictine (Ill.), Trinity (Tex.) and Wis.-Stevens Point, 3; 54. Kalamazoo, 2.

1995: 1. Kenyon, 687; 2. Hope, 295; 3. Denison, 265^{1/2}; 4. Union (N.Y.), 234^{1/2}; 5. Johns Hopkins, 232; 6. Claremont-MS, 165; 7. Kalamazoo, 163; 8. Williams, 151; 9. Wis.-Eau Claire, 142; 10. St. Olaf, 138; 11. Wash. & Lee, 129^{1/2}; 12. Coast Guard, 123; 13. UC San Diego, 100; 14. Oberlin, 87; 15. Allegheny, 70; 16. UC Santa Cruz, 64; 17. Ohio Wesleyan, 57; 18. Hamilton, 56; 19. Hartwick, 51; 20. Middlebury, 43; 21. Redlands, 42; 22. TCNJ, 35; 23. Emory, 34; 24. Benedictine (Ill.), 33; 25. Ithaca, 31; 26. Carnegie Mellon, 30; 27. (tie) Calvin and Millikin, 27; 29. (tie) Cortland St. and Rochester, 26; 31. Albion, 25; 32. Geneseo St., 23; 33. Lake Forest, 22; 34. (tie) Carleton and Gettysburg, 19; 36. Montclair St., 18; 37. Alma, 16; 38. Oswego St., 15; 39. Wis.-La Crosse, 13; 40. Rowan, 12; 41. (tie) Amherst, Binghamton, DePauw, Hamline, St. John's (Minn.) and Wittenberg, 11; 47. (tie) John Carroll and Rensselaer, 9; 49. New York U., 8; 50. Centre, 6; 51. (tie) MIT and Wesleyan (Conn.), 5; 53. (tie) Catholic and Wis.-Oshkosh, 4; 55. Case Reserve, 2; 56. Tufts, 1^{1/2}; 57. (tie) Coe and Wheaton (Ill.), 1.

1996: 1. Kenyon, 572^{1/2}; 2. Denison, 360; 3. Union (N.Y.), 293; 4. Johns Hopkins, 291; 5. UC San Diego, 254; 6. Kalamazoo, 182; 7. Williams, 177; 8. Hope, 140; 9. Rowan, 130^{1/2}; 10. Wis.-Stevens Point, 127; 11. UC Santa Cruz, 114^{1/2}; 12. Emory, 108; 13. Claremont-MS, 107; 14. St. Olaf, 90; 15. St. John's (Minn.), 82; 16. TCNJ, 63; 17. Wis.-Oshkosh, 58; 18. Ithaca, 54; 19. Geneseo St., 46; 20. Millikin, 43; 21. Carleton, 42; 22. Middlebury, 41; 23. Coast Guard, 38; 24. Wash. & Lee, 30; 25. (tie) Amherst and Calvin, 29; 27. Binghamton, 28; 28. Gust. Adolphus, 26^{1/2}; 29. (tie) Hartwick and Wittenberg, 21; 31. (tie) Montclair St., Redlands and Tufts, 20; 34. Benedictine (Ill.), 19; 35. Trinity (Tex.), 18; 36. (tie) Mary Washington and Wabash, 15; 38. (tie) John Carroll and Oswego St., 14;

40. (tie) Allegheny and Carnegie Mellon, 12; 42. Sewanee, 11; 43. Wheaton (Ill.), 10; 44. (tie) Grove City, Hamline, Principia and Wis.-La Crosse, 9; 48. Wooster, 7; 49. (tie) New York U. and Swarthmore, 6; 51. (tie) Hamilton and Merchant Marine, 5; 53. Clarkson, 4; 54. Wis.-Eau Claire, 3; 55. Catholic, 2; 56. (tie) Lawrence and Washington (Md.), 1.

1997: 1. Kenyon, 689^{1/2}; 2. UC San Diego, 336; 3. Denison, 303^{1/2}; 4. Union (N.Y.), 283; 5. Williams, 267; 6. Johns Hopkins, 240; 7. Wis.-Stevens Point, 207; 8. Claremont-MS, 195; 9. UC Santa Cruz, 162; 10. Kalamazoo, 143; 11. Middlebury, 99; 12. Rowan, 93; 13. Emory, 70; 14. Geneseo St., 57; 15. Wis.-Eau Claire, 48; 16. (tie) Amherst and TCNJ, 44; 18. Gust. Adolphus, 42; 19. St. Olaf, 38; 20. DePauw, 36; 21. Wis.-Oshkosh, 35; 22. Mass.-Dartmouth, 31; 23. Mary Washington, 29; 24. (tie) Binghamton, Ithaca and Wesleyan (Conn.), 28; 27. Coast Guard, 24; 28. (tie) Hartwick, Hope and Wittenberg, 22; 31. Wash. & Lee, 21; 32. St. John's (Minn.), 19; 33. (tie) Redlands and Sewanee, 16; 35. Wis.-La Crosse, 15; 36. Principia, 14; 37. Wheaton (Ill.), 13; 38. Clarkson, 11; 39. Bowdoin, 10; 40. (tie) Hamilton and New York U., 9; 42. Cortland St., 8; 43. (tie) Trinity (Tex.) and Washington (Md.), 7; 45. Wabash, 6; 46. Colby, 5; 47. (tie) Allegheny, Bates and Centre, 4; 50. (tie) John Carroll and Lake Forest, 3; 52. Pomona-Pitzer, 2; 53. (tie) Carleton, Springfield and Wis.-River Falls, 1.

1998: 1. Kenyon, 726; 2. UC San Diego, 395; 3. Denison, 393^{1/2}; 4. Claremont-MS, 256^{1/2}; 5. Wis.-Stevens Point, 256; 6. Johns Hopkins, 245; 7. Union (N.Y.), 167; 8. Middlebury, 153; 9. Kalamazoo, 104; 10. Hope, 95^{1/2}; 11. TCNJ, 80; 12. Gettysburg, 72; 13. Wis.-Eau Claire, 71; 14. (tie) Colby and Wittenberg, 65; 16. (tie) Carnegie Mellon and Geneseo St., 58; 18. Williams, 57; 19. Amherst, 52; 20. Emory, 50^{1/2}; 21. St. John's (Minn.), 42; 22. Gust. Adolphus, 37; 23. Wis.-Oshkosh, 29; 24. Mount Union, 23; 25. Trinity (Tex.), 22; 26. (tie) Hamilton and Mass.-Dartmouth, 21; 28. (tie) Cortland St. and DePauw, 19; 30. (tie) St. Thomas (Minn.) and Salisbury, 18; 32. Wis.-La Crosse, 17; 33. UC Santa Cruz, 16; 34. Oberlin, 14; 35. Lake Forest, 12; 36. Frank. & Marsh., 11^{1/2}; 37. Springfield, 11; 38. (tie) Brandeis and Mary Washington, 9; 40. (tie) Hartwick, New York U. and Rowan, 8; 43. (tie) Allegheny and St. Olaf, 7; 45. (tie) Carleton and Ohio Northern, 6; 47. (tie) Misericordia and Wash. & Lee, 5; 49. (tie) Alfred and Wheaton (Ill.), 4; 51. Rose-Hulman, 2^{1/2}; 52. (tie) Oswego St. and Wooster, 2; 54. Pomona-Pitzer, 1.

1999: 1. Kenyon, 670; 2. Denison, 382^{1/2}; 3. UC San Diego, 289; 4. Wis.-Stevens Point, 262; 5. Middlebury, 190; 6. Emory, 186; 7. (tie) Claremont-MS and Wis.-Eau Claire, 181; 9. Hope, 117; 10. Kalamazoo, 104; 11. Rowan, 101; 12. Williams, 98; 13. Hamilton, 96; 14. Whitworth, 90; 15. Wooster, 75; 16. Amherst, 65; 17. TCNJ, 62; 18. Wittenberg, 61; 19. (tie) St. John's (Minn.) and Wabash, 53; 21. (tie) Johns Hopkins and Union (N.Y.), 44; 23. Case Western, 38; 24. Sewanee, 35; 25. St. Olaf, 34; 26. Rose-Hulman, 31; 27. Wis.-La Crosse, 30; 28. Bates, 27; 29. Misericordia, 21; 30. Alfred, 20^{1/2}; 31. Trinity (Tex.), 18; 32. (tie) Mount Union (N.Y.) and Wis.-Whitewater, 17; 34. (tie) Gust. Adolphus, Oberlin and Springfield, 16; 37. Wheaton (Ill.), 15; 38. (tie) Brandeis and Geneseo St., 12; 40. Hartwick, 11; 41. (tie) UC Santa Cruz and St. Thomas (Minn.), 9; 43. (tie) Frank. & Marsh. and Pacific Lutheran, 8; 45. (tie) DePauw and Millikin, 6; 47. New York U., 5; 48. Allegheny, 4; 49. Ohio Northern, 3; 50. Pomona Pitzer, 2.

2000: 1. Kenyon, 670^{1/2}; 2. Denison, 317; 3. Emory, 287; 4. UC San Diego, 283; 5. Johns Hopkins, 224; 6. Hope, 160; 7. Wis.-Stevens Point, 150; 8. Hamilton, 132; 9. Middlebury, 125; 10. Williams, 123; 11. Wooster, 115; 12. Kalamazoo, 91; 13. Wis.-Eau Claire, 80; 14. Carnegie Mellon, 79; 15. (tie) TCNJ and Alfred, 76; 17. Hartwick, 68^{1/2}; 18. Puget Sound, 61; 19.

Wheaton (Ill.), 59; 20. Claremont-MS, 57; 21. Amherst, 46; 22. (tie) St. Olaf and Wis.-Whitewater, 44; 24. UC Santa Cruz, 43; 25. Springfield, 41; 26. Gust. Adolphus, 40; 27. Whitworth, 35; 28. Allegheny, 33; 29. Bates, 29; 30. DePauw, 27; 31. Wis.-La Crosse, 23; 32. Oberlin, 20; 33. Mount Union, 18^{1/2}; 34. Rowan, 18; 35. Millikin, 17; 36. (tie) Swarthmore and Sewanee, 13; 38. Wittenberg, 12; 39. (tie) Wash. & Lee and John Carroll, 11; 41. Wabash, 10; 42. Alma, 9^{1/2}; 43. (tie) Connecticut Col., St. Thomas (Minn.), Coast Guard and Colby, 9; 47. Lake Forest, 7; 48. Willamette, 6; 49. Frank. & Marsh., 4; 50. (tie) Case Western and Babson, 3; 52. Pomona-Pitzer, 2.

2001: 1. Kenyon, 669; 2. Emory, 289^{1/2}; 3. Johns Hopkins, 267; 4. Hope, 257; 5. Denison, 213^{1/2}; 6. Wis.-Stevens Point, 192; 7. Wheaton (Ill.), 181^{1/2}; 8. Carnegie Mellon, 174; 9. Kalamazoo, 143^{1/2}; 10. Hamilton, 135^{1/2}; 11. Whitworth, 125; 12. Williams, 98; 13. DePauw, 82; 14. Amherst, 68; 15. TCNJ, 61; 16. Middlebury, 56; 17. Trinity (Tex.), 53; 18. Calvin, 52; 19. (tie) UC Santa Cruz and Allegheny, 48; 21. Claremont-MS, 47; 22. St. Olaf, 39; 23. (tie) Mount Union and Gust. Adolphus, 37; 25. Merchant Marine, 36; 26. Wis.-Eau Claire, 35; 27. Alfred, 34; 28. Wittenberg, 33; 29. Bethany, 29; 30. Colby, 28; 31. John Carroll, 23^{1/2}; 32. Oberlin, 20; 33. Wooster, 18^{1/2}; 34. Rowan, New York U. and Bates, 18; 37. St. Thomas (Minn.), 17; 38. Union (N.Y.), 16; 39. Clark, 15; 40. Colorado Col., 14; 41. Hartwick, 13; 42. (tie) Pomona-Pitzer, Washington (Md.) and Springfield, 12; 45. Bowdoin, 9; 46. (tie) Washington (Mo.), Wesleyan (Conn.), Case Reserve, 7; 49. Elizabethtown, 6^{1/2}; 50. Wash. & Lee, 6; 51. Rensselaer, 5; 52. (tie) Millikin and Mary Washington, 3; 54. (tie) Connecticut Col. and Redlands, 2.

2002: 1. Kenyon, 589; 2. Johns Hopkins, 382; 3. Emory, 358; 4. Carnegie Mellon, 269; 5. Hope, 262; 6. Kalamazoo, 229; 7. Denison, 212; 8. Wheaton (Ill.), 170; 9. Calvin, 136^{1/2}; 10. Whitworth, 136; 11. Amherst, 90; 12. Hamilton, 69; 13. St. Olaf, 67^{1/2}; 14. Middlebury, 66; 15. Williams, 63; 16. Wis.-Eau Claire, 59; 17. St. John's (Minn.), 57; 18. TCNJ, 55^{1/2}; 19. UC Santa Cruz, 54; 20. New York U., 47; 21. Union (N.Y.), 46^{1/2}; 22. Wis.-Stevens Point, 44; 23. Allegheny, 35; 24. Alfred, 27; 25. (tie) Wis.-Oshkosh and Wittenberg, 26; 27. (tie) Rose-Hulman, Trinity (Tex.) and Rowan, 25; 30. (tie) Gust. Adolphus and Merchant Marine, 24; 32. Case Reserve 23; 33. Mount Union, 20; 34. Pomona-Pitzer, 16; 35. Mary Washington, 15; 36. Colby, 14; 37. Wash. & Lee, 12; 38. Redlands, 10; 39. (tie) Bates and John Carroll, 9; 41. Carleton, 8; 42. Millikin, 7; 43. (tie) St. Thomas (Minn.), Rensselaer, Hartwick and Wesleyan (Conn.), 5; 47. Washington (Mo.), 4; 48. DePauw and Clark, 3; 50. Ithaca, 2; 51. Frank. & Marsh., 1.

2003: 1. Kenyon, 756^{1/2}; 2. Johns Hopkins, 384^{1/2}; 3. Emory, 292; 4. Carnegie Mellon, 272; 5. Denison, 258; 6. Wheaton (Ill.), 200; 7. Whitworth, 169; 8. TCNJ, 136^{1/2}; 9. Amherst, 132^{1/2}; 10. (tie) Kalamazoo and Washington (Mo.), 124; 12. Calvin, 111; 13. Hope, 95^{1/2}; 14. Union (N.Y.), 91; 15. Hamilton, 66; 16. Springfield, 58; 17. Williams, 55; 18. Wis.-Stevens Point, 48; 19. (tie) Mount Union and UC Santa Cruz, 36; 21. Wittenberg, 35; 22. (tie) Rose-Hulman and Wis.-Oshkosh, 34; 24. Allegheny, 32; 25. New York U., 30; 26. Millikin, 29; 27. Carleton, 27^{1/2}; 28. St. John's (Minn.), 25^{1/2}; 29. Gust. Adolphus, 24; 30. Merchant Marine, 20; 31. DePauw, 19; 32. Lycoming, 18; 33. Mary Washington, 14; 34. Trinity (Tex.), 12; 35. Rensselaer, 11^{1/2}; 36. Wis.-La Crosse, 11; 37. Willamette, 9; 38. (tie) St. Olaf and Connecticut Col., 7; 40. Redlands, 6; 41. (tie) Bridgewater St. and Coast Guard, 5; 43. (tie) Principia and Geneseo St., 3; 45. MIT, 2; 46. (tie) Wash. & Lee and St. Thomas (Minn.), 1.

Indoor Track

DIVISION I



Photo by Phillip Walrod/NCAA Photos

Ohio State's Dan Taylor placed second in the shot put and third in the 35-pound weight throw.

2003 Championships

Edited by: Scott Deitch

Highlights

Razorback Runners Spark Title Performance: Thanks to a command performance from its distance runners, Arkansas claimed the top spot at its home facility March 14-15.

Alistair Cragg won the 3,000- and 5,000-meter runs for the Razorbacks. He set a meet record in the 5,000 while capturing the event for the second straight year.

Chris Mulvaney added a third Razorback win in the distance events by winning the mile run. Daniel Lincoln contributed to the championship effort by finishing third in the 3,000 and sixth in the 5,000.

Arkansas compiled 54 points, with Auburn a distant second with 30 and LSU third with 25.

Auburn received second-place finishes from Shamar Sands in the 60-meter high hurdles and Fred Sharpe in the 800-meter run. Nebraska's Carl Myerscough won the shot put for the second consecutive year, this time with a meet-record throw of 70 feet, 6 $\frac{1}{4}$ inches.

For more, see the March 31, 2003, issue of The NCAA News at www.ncaa.org on the World Wide Web.

TEAM STANDINGS

1. Arkansas	54	Manhattan	10	Washington St.....	5
2. Auburn	30	Missouri	10	44. Arizona St.	4
3. LSU	25	North Carolina	10	Houston	4
4. South Carolina.....	24	Southern U.	10	Kansas St.	4
5. Tennessee	23	Washington	10	Texas Tech	4
Villanova	23	27. Brigham Young	9	Wisconsin	4
7. Minnesota.....	21	28. Clemson	8	49. Arizona	3
8. Indiana	20	Colorado St.....	8	Florida St.	3
9. Mississippi St.	18	Kentucky	8	Middle Tenn.....	3
Nebraska.....	18	UCLA.....	8	Texas St.	3
Stanford	18	32. North Carolina St.	7	Weber St.	3
Texas.....	18	Texas A&M	7	54. Akron	2
13. Michigan	16	34. Alabama	6	Baylor.....	2
TCU.....	16	Mississippi.....	6	Idaho.....	2
15. Ohio St.....	15	Notre Dame	6	Montana St.	2
Southern California	15	Oregon.....	6	Northeastern	2
17. Eastern Mich.	12	Pennsylvania	6	Oklahoma St.	2
Florida	12	Southern Methodist	6	UTEP.....	2
Purdue	12	40. Cal St. Fullerton	5	61. American	1
20. Seton Hall	11	Georgia.....	5		
21. Kansas	10	Iona	5		

INDIVIDUAL RESULTS

60-meter dash: 1. Pierre Browne, Mississippi St., 6.60; 2. Tre Gardner, Texas, 6.62; 3. Sammie Parker, Oregon, 6.64; 4. Michael Frater, TCU, 6.64; 5. Ahmad Jasmine, Florida, 6.66; 6. Mardy Scales, Middle Tenn., 6.70; 7. Larry Griffin, Clemson, 6.73.

200-meter dash: 1. Leo Bookman, Kansas, 20.53; 2. Marquis Davis, Mississippi St., 20.70; 3. Latonel Williams, Alabama, 20.71; 4. Kenneth Baxter, Purdue, 20.78; 5. Robert Foster, Houston, 20.82; 6. Brendan Christian, Texas, 20.84; 7. Kyle Farmer, Florida, 20.88; 8. Aaron Collins, Texas, 21.13.

400-meter dash: 1. Gary Kikaya, Tennessee, 45.71; 2. Obra Hogans, Seton Hall, 45.82; 3. Sanjay Ayre, Auburn, 45.98; 4. Jonathan Fortanberly, South Carolina,

46.01; 5. Mitch Potter, Minnesota, 46.02; 6. Kelly Willie, LSU, 46.17; 7. Jeremy Wariner, Baylor, 46.21; Ashton Collins, Texas, did not start.

800-meter run: 1. Nate Brannen, Michigan, 1:47.79; 2. Fred Sharpe, Auburn, 1:48.16; 3. Sam Burley, Pennsylvania, 1:48.25; 4. Toby Henkels, Minnesota, 1:48.26; 5. Joseph Lee, Kansas St., 1:48.46; 6. Jackson Langat, TCU, 1:48.50; 7. Otukile Lekote, South Carolina, 1:48.68; 8. Robbie Stevens, Arkansas, 1:49.90.

Mile run: 1. Chris Mulvaney, Arkansas, 4:05.70; 2. John Jefferson, Indiana, 4:06.46; 3. Luke Watson, Notre Dame, 4:06.48; 4. Ryan Hayden, Villanova, 4:06.95; 5. Hunter Spencer, Kentucky, 4:07.11; 6. Joel Atwater, Weber St., 4:07.29; 7. David Freeman, Kentucky, 4:07.32; 8. Rob Myers, Ohio St., 4:07.36.

3,000-meter run: 1. Alistair Cragg, Arkansas, 7:55.68; 2. Adrian Blincoe, Villanova, 7:56.66; 3. Daniel Lincoln, Arkansas, 7:57.43; 4. Louis Luchini, Stanford, 7:58.31; 5. Boaz Cheboiywo, Eastern Mich., 7:58.76; 6. Kip Kangogo, Brigham Young, 7:59.16; 7. Lyle Weese, Montana St., 7:59.37; 8. Grant Robison, Stanford, 8:00.07.

5,000-meter run: 1. Alistair Cragg, Arkansas, 13:28.93; 2. Boaz Cheboiywo, Eastern Mich., 13:29.26; 3. Ben Dawson, Texas, 13:41.74; 4. Richard Kiplagat, Iona, 13:41.89; 5. Louis Luchini, Stanford, 13:48.78; 6. Daniel Lincoln, Arkansas, 13:49.94; 7. Jason Woolhouse, Oklahoma St., 13:56.49; 8. Mindaugas Pukstas, Southern Methodist, 13:56.97.

60-meter high hurdles: 1. Jabari Greer, Tennessee, 7.55; 2. Shamar Sands, Auburn, 7.59; 3. Chris Pinnock, Texas A&M, 7.60; 4. Michael Thomas, Arkansas, 7.64; 5. Corey Taylor, South Carolina, 7.72; 6. Josh Walker, Florida, 7.77; 7. Antwon Hicks, Mississippi, 7.84; 8. Ken Ferguson, South Carolina, 7.86.

1,600-meter relay: 1. LSU (Pete Coley, Marlon Greensword, Bennie Brazell, Kelly Willie), 3:04.79; 2. TCU, 3:04.87; 3. South Carolina, 3:05.10; 4. Minnesota, 3:06.27; 5. Arizona St., 3:07.41; 6. Seton Hall, 3:08.38; 7. Clemson, 3:08.92; 8. Florida, 3:09.10.

Distance medley relay: 1. Villanova (Ryan Hayden, Nicholas O'Brien, Paul Moser, Adrian Blincoe), 9:29.12; 2. Stanford, 9:29.69; 3. Michigan, 9:29.76; 4. Southern Methodist, 9:33.46; 5. Wisconsin, 9:34.01; 6. Minnesota, 9:35.18; 7. Kentucky, 9:37.81; 8. American, 9:38.18.

High jump: 1. Adam Shunk, North Carolina, 2.20 (7-2¹/₂); 2. (tie) Shaun Guice, Purdue, and Jesse Williams, North Carolina St., 2.17 (7-1¹/₂); 4. Kurtiss Dille, Washington St., 2.17 (7-1¹/₂); 5. Terrance McDaniel,

Clemson, 2.13 (6-11³/₄); 6. (tie) Henderson Dottin, UTEP, Joe Squitieri, Florida, and Jesse Sims, Missouri, 2.13 (6-11³/₄).

Pole vault: 1. Brad Walker, Washington, 5.80 (19-0¹/₄); 2. Eric Eshbach, Nebraska, 5.58 (18-3³/₄); 3. Trent Powell, Brigham Young, 5.38 (17-7³/₄); 4. Giovanni Lanaro, Cal St. Fullerton, 5.38 (17-7³/₄); 5. Bobby Most, Texas Tech, 5.38 (17-7³/₄); 6. Rocky Danners, Tennessee, 5.38 (17-7³/₄); 7. John Russell, Akron, 5.28 (17-3³/₄); 8. Daniel Trosclair, LSU, 5.28 (17-3³/₄).

Long jump: 1. Brian Johnson, Southern U., 8.28 (27-2); 2. Leevan Sands, Auburn, 8.04 (26-4¹/₂); 3. Tony Allmond, South Carolina, 8.04 (26-4¹/₂); 4. John Moffitt, LSU, 7.95 (26-1); 5. Aarik Wilson, Indiana, 7.88 (25-10¹/₄); 6. Brian Veal, Texas St., 7.71 (25-3¹/₂); 7. Richard Smith, Arkansas, 7.68 (25-2¹/₂).

Triple jump: 1. Allen Simms, Southern California, 17.26 (56-7¹/₂); 2. Aarik Wilson, Indiana, 16.99 (55-9); 3. John Moffitt, LSU, 16.52 (54-2¹/₂); 4. Juilen Kapek, Southern California, 16.45 (53-11³/₄); 5. Jaanus Uudmae, Arkansas, 16.36 (53-8¹/₄); 6. Rafeeq Curry,

Florida St., 16.31 (53-6¹/₄); 7. Richard Smith, Arkansas, 16.17 (53-0³/₄); 8. Brandon Evans, Texas A&M, 16.11 (52-10¹/₄).

Shot put: 1. Carl Myerscough, Nebraska, 21.49 (70-6¹/₄); 2. Dan Taylor, Ohio St., 21.33 (69-11³/₄); 3. Christian Cantwell, Missouri, 20.64 (67-8³/₄); 4. Dan Ames, UCLA, 19.68 (64-7); 5. Karl Erickson, Minnesota, 19.40 (63-7³/₄); 6. Sean Shields, Arizona, 19.27 (63-2³/₄); 7. Russ Bell, Missouri, 19.25 (63-2); 8. Simon Stewart, Idaho, 18.86 (61-10¹/₂).

35-pound weight throw: 1. Thomas Freeman, Manhattan, 21.70 (71-2¹/₂); 2. Drew Loftin, Colorado St., 21.68 (71-1¹/₂); 3. Dan Taylor, Ohio St., 21.00 (68-10³/₄); 4. Lucas MacKay, Georgia, 20.90 (68-7); 5. Stacy Andrews, Mississippi, 20.74 (68-0¹/₂); 6. Dan Ames, UCLA, 20.73 (68-0¹/₄); 7. Vinny Tortorella, Northeastern, 20.70 (67-11); 8. Simon Stewart, Idaho, 20.68 (67-10¹/₄).

History

Team Results

Year	Champion	Coach	Points	Runner-Up	Points	Host or Site
1965	Missouri	Tom Botts	14	Oklahoma St.	12	Detroit
1966	Kansas	Bob Timmons	14	Southern California	13	Detroit
1967	Southern California	Vern Wolfe	26	Oklahoma	17	Detroit
1968	Villanova	Jim Elliott	35 1/3	Southern California	25	Detroit
1969	Kansas	Bob Timmons	41 1/2	Villanova	33	Detroit
1970	Kansas	Bob Timmons	27 1/2	Villanova	26	Detroit
1971	Villanova	Jim Elliott	22	UTEP	19 1/4	Detroit
1972	Southern California	Vern Wolfe	19	Bowling Green	18	Detroit
				Michigan St.	18	
1973	Manhattan	Fred Dwyer	18	Kansas	12	Detroit
				Kent St.	12	
				UTEP	12	
1974	UTEP	Ted Banks	19	Colorado	18	Detroit
1975	UTEP	Ted Banks	36	Kansas	17 1/2	Detroit
1976	UTEP	Ted Banks	23	Villanova	15	Detroit
1977	Washington St.	John Chaplin	25 1/2	UTEP	25	Detroit
1978	UTEP	Ted Banks	44	Auburn	38	Detroit
1979	Villanova	Jim Elliott	52	UTEP	51	Detroit
1980	UTEP	Ted Banks	76	Villanova	42	Detroit
1981	UTEP	Ted Banks	76	Southern Methodist	51	Detroit
1982	UTEP	John Wedel	67	Arkansas	30	Pontiac, Mich.
1983	Southern Methodist	Ted McLaughlin	43	Villanova	32	Pontiac, Mich.
1984	Arkansas	John McDonnell	38	Washington St.	28	Syracuse, N.Y.
1985	Arkansas	John McDonnell	70	Tennessee	29	Syracuse, N.Y.
1986	Arkansas	John McDonnell	49	Villanova	22	Oklahoma City
1987	Arkansas	John McDonnell	39	Southern Methodist	31	Oklahoma City
1988	Arkansas	John McDonnell	34	Illinois	29	Oklahoma City
1989	Arkansas	John McDonnell	34	Florida	31	Indianapolis
1990	Arkansas	John McDonnell	44	Florida	29	Indianapolis
1991	Arkansas	John McDonnell	34	Georgetown	27	Indianapolis
1992	Arkansas	John McDonnell	53	Clemson	46	Indianapolis
1993	Arkansas	John McDonnell	66	Clemson	30	Indianapolis
1994	Arkansas	John McDonnell	94	Tennessee	40	Indianapolis
1995	Arkansas	John McDonnell	59	George Mason	26	Indianapolis
				Tennessee	26	
1996	George Mason	John Cook	39	Nebraska	31 1/2	Indianapolis
1997	Arkansas	John McDonnell	59	Auburn	27	Indianapolis
1998	Arkansas	John McDonnell	56	Stanford	36 1/2	Indianapolis
1999	Arkansas	John McDonnell	65	Stanford	42 1/2	Indianapolis
2000	Arkansas	John McDonnell	69 1/2	Stanford	52	Arkansas
2001	LSU	Pat Henry	34	TCU	33	Arkansas
2002	Tennessee	Bill Webb	62 1/2	Alabama	47	Arkansas
2003	Arkansas	John McDonnell	54	Auburn	30	Arkansas

TEAM CHAMPIONSHIPS

Arkansas 17, UTEP 7, Kansas 3, Villanova 3, Southern California 2, George Mason, LSU, Manhattan, Missouri, Southern Methodist, Tennessee, Washington St., 1 each.

INDIVIDUAL CHAMPIONSHIPS

(Note: Totals include co-championships. Relays count one for each event.)

Arkansas 45, UTEP 38, Villanova 36, Southern Methodist 20, Tennessee 20, Washington St. 20, Kansas 17, Southern California 13, Florida 12, Houston 12, Nebraska 12, Oklahoma 12, Baylor 11, Texas A&M 11, Alabama 10, Kansas St. 10, LSU 10, Brigham Young 9, Clemson 9, George Mason 9, Wisconsin 9, Auburn 8, South Carolina 8, UCLA 8, Illinois 7, Iowa St. 7, Manhattan 7, Michigan 7, Eastern Mich. 6, Georgetown 6, Indiana 6, Kentucky 6, North Carolina 6, Oklahoma St. 6, Pittsburgh 6, Colorado 5, Florida St. 5, Georgia Tech 5, Harvard 5, Maryland 5, Michigan St. 5, Stanford 5, Texas 5, Washington 5, Bowling Green 4, Kent St. 4, Miami (Ohio) 4, Providence 4, Rice 4, Seton Hall 4, TCU 4, Arkansas St. 3, Colgate 3, Fairleigh Dickinson 3, Fresno St. 3, La-Monroe 3, Long Beach St. 3, Middle Tenn. 3, Minnesota 3, Mississippi 3, Mississippi St. 3, Missouri 3, Navy 3, New Mexico 3, Princeton 3, San Jose St. 3, Southern U. 3, Southern Ill. 3, Adelphi 2, Boston College 2, Georgia 2, La-Lafayette 2, Mississippi Val. 2, Morgan St. 2, Notre Dame 2, Ohio St. 2, Oregon St. 2, Penn St. 2, Prairie View 2, Richmond 2, Rutgers 2, South Ala. 2, Truman 2, Utah St. 2, Western Ky. 2, William & Mary 2, Wyoming 2, Abilene Christian, Arizona, Ball St., Boise St., Boston U., Brown, Cal Poly, Cal St. L.A., Central Mich., Central St., Colorado St., Connecticut, DePaul, Duke, Eastern Ill., Fordham, Hawaii, Illinois St., Indiana St., Iowa, Jackson St., McNeese St., Memphis, Miami (Fla.), Mississippi Col., Montana, Murray St., Nevada, Northern Iowa, Northwestern St., Ohio, Purdue, Rhode Island, Southeast Mo. St., Texas-Arlington, Toledo, Virginia, Weber St., West Virginia, Wichita St., 1 each.

Championships Records

(Note: Teams winning relays are credited with one individual championship; relay championships do not count as individual titles for relay-team members.)

YARDS**60-YARD DASH**

5.9—Herb Washington, Michigan St., 3-14-70.

60-YARD DASH (FAT TIME)

6.07—Rod Richardson, Texas A&M, 3-13-82.

440-YARD DASH

47.0—Larry James, Villanova, 3-16-68.

600-YARD RUN

1:08.51—Eugene Sanders, Mississippi Val., 3-13-82.

880-YARD RUN

1:48.9—Dave Patrick, Villanova, 3-11-67.

1,000-YARD RUN

2:05.80—Don Paige, Villanova, 3-15-80.

MILE RUN

3:55.33—Kevin Sullivan, Michigan, 3-11-95.

TWO-MILE RUN

8:24.83—Henry Rono, Washington St., 3-12-77.

THREE-MILE RUN

13:07.81—Gabriel Kamau, UTEP, 3-12-82.

60-YARD HIGH HURDLES

6.9—Thomas Hill, Arkansas St., 3-14-70; Rod Milburn, Southern U., 3-9-73.

60-YARD HIGH HURDLES (FAT TIME)

6.90—Rinaldo Nehemiah, Maryland, 3-10-79.

MILE RELAY

3:11.07—Oklahoma (Freddie Wilson, Donald Bly, Coty Duling, Dennie Carter), 3-13-82.

TWO-MILE RELAY

7:21.90—Villanova (John Borgese, John Keyworth, Mike England, Marcus O'Sullivan), 3-12-83.

DISTANCE MEDLEY RELAY

9:42.22—Villanova (John Hunter, Tim Robinson, Mike England, Sydney Maree), 3-15-80.

METERS**55-METER DASH**

6.00—Lee McRae, Pittsburgh, 3-14-86.

60-METER DASH

6.52—Marcus Brunson, Arizona St., 3-5-99 (preliminaries).

200-METER DASH

20.26—Shawn Crawford, Clemson, 3-10-2000.

400-METER DASH

45.58—Alleyene Francique, LSU, 3-9-2002.

500-METER RUN

59.82—Roddie Haley, Arkansas, 3-15-86.

800-METER RUN

1:45.33—Patrick Nduwimana, Arizona, 3-10-2001.

1,000-METER RUN

2:18.74—Freddie Williams, Abilene Christian, 3-15-86.

1,500-METER RUN

3:43.48—Paul Donovan, Arkansas, 3-9-85.

3,000-METER RUN

7:46.03—Adam Goucher, Colorado, 3-14-98.

5,000-METER RUN

13:28.93—Alistair Cragg, Arkansas, 3-14-2003.

55-METER HIGH HURDLES

7.07—Allen Johnson, North Carolina, 3-14-92.

60-METER HIGH HURDLES

7.52—Terrence Trammell, South Carolina, 3-5-99.

1,600-METER RELAY

3:04.25—Oklahoma (Edward Clarke, Roxbert Martin, Ryan Kite, Danny McFarlane), 3-8-97.

3,200-METER RELAY

7:17.45—Clemson (Michael Radziwinski, David Wittman, Phillip Greyling, Terrance Herrington), 3-11-89.

DISTANCE MEDLEY RELAY

9:28.83—Stanford (Gabriel Jennings, Evan Kelly, Michael Stember, Jonathan Riley), 3-10-2000.

FIELD EVENTS**HIGH JUMP**

2.37 (7-9 1/4)—Hollis Conway, La.-Lafayette, 3-11-89.

POLE VAULT

5.85 (19-2 1/4)—Jacob Davis, Texas, 3-6-99.

LONG JUMP

8.48 (27-10)—Carl Lewis, Houston, 3-13-81.

TRIPLE JUMP

17.31 (56-9 1/2)—Keith Connor, Southern Methodist, 3-13-81.

SHOT PUT

21.49 (70-6 1/4)—Carl Myerscough, Nebraska, 3-15-2003.

35-POUND WEIGHT THROW

24.02 (78-9 3/4)—Libor Charfreitag, Southern Methodist, 3-9-2001.

MISCELLANEOUS**INDIVIDUAL CHAMPIONS, YEAR**

6—Arkansas, 1994.
4—Villanova, 1968-69; UTEP, 1975-81-82; Southern Methodist, 1981.

INDIVIDUAL TITLES, YEAR

2—Bob Beamon, UTEP, 1968 (long jump, triple jump); Jim Ryun, Kansas, 1968 (mile run, two-mile run); Marty Liquori, Villanova, 1971 (mile run, two-mile run); Suleiman Nyambui, UTEP, 1979-80-82 (mile run, two-mile run); Willie Gault, Tennessee, 1983 (60-yard dash, 60-yard high hurdles); Michael Conley, Arkansas, 1984-85 (long jump, triple jump); Joe Falcon, Arkansas, 1988 (mile run, 3,000-meter run); Erick Walder, Arkansas, 1992-93-94 (long jump, triple jump); Robert Howard, Arkansas, 1997

(long jump, triple jump); Bernard Lagat, Washington St., 1999 (mile run, 3,000-meter run); David Kimani, South Ala., 2000 (3,000-meter run, 5,000-meter run); Kim Collins, TCU, 2001 (60-meter dash, 200-meter dash); David Kimani, Alabama, 2001 (3,000-meter run, 5,000-meter run); Justin Gatlin, Tennessee, 2002 (60-meter dash, 200-meter dash); Alistair Cragg, Arkansas, 2003 (3,000-meter run, 5,000-meter run).

INDIVIDUAL TITLES, CAREER

7—Suleiman Nyambui, UTEP (mile run 1979-80-81-82, two-mile run 1979-80-82).

6—Erick Walder, Arkansas (long jump 1992-93-94, triple jump 1992-93-94).

REPEAT CHAMPIONS

4—Suleiman Nyambui, UTEP (mile run 1979-80-81-82); Michael Carter, Southern Methodist (shot put 1980-81-83-84).

3—Charlie Greene, Nebraska (60-yard dash 1965-66-67); Ray Arrington, Wisconsin (1,000-yard run 1967-68-69); Jim Ryun, Kansas (mile run 1967-68-69); Larry James, Villanova (440-yard dash 1968-69-70); Karl Salb, Kansas (shot put 1969-70-71); Hans Hogland, UTEP (shot put 1973-74-75); John Ngeno, Washington St. (three-mile run 1974-75-76); Scott Neilson, Washington (35-pound weight throw 1977-78-79); Curtis Dickey, Texas A&M (60-yard dash 1978-79-80); Don Paige, Villanova (1,000-yard run 1978-79-80); Suleiman Nyambui, UTEP (two-mile run 1979-80-82); Tore Johnsen, UTEP (35-pound weight throw 1982-84-85); Michael Conley, Arkansas (triple jump 1983-84-85); Lee McRae, Pittsburgh (55-meter dash 1986-87-88); Istvan Bagyula, George Mason, (pole vault 1990-91-92); Jonah Koech, Iowa St. (5,000-meter run 1990-91-93); Erick Walder, Arkansas (long jump 1992-93-94, triple jump 1992-93-94); Robert Howard, Arkansas (triple jump 1996-97-98); Libor Charfreitag, Southern Methodist (35-pound weight throw 1998-99-2000).

Individual Champions**60-METER DASH**

1999 Leonard Scott, Tennessee, 6.58
2000 Terrence Trammell, South Carolina, 6.54
2001 Kim Collins, TCU, 6.58
2002 Justin Gatlin, Tennessee, 6.59
2003 *Pierre Browne, Mississippi St., 6.60

*Browne declared champion after student-athlete from East Carolina declared ineligible.

200-METER DASH

1988 Dennis Mitchell, Florida, 20.73
1989 Michael Johnson, Baylor, 20.59
1990 Michael Johnson, Baylor, 20.72
1991 Frank Fredericks, Brigham Young, 20.68
1992 James Trapp, Clemson, 20.66

1993 Chris Nelloms, Ohio St., 20.93
1994 Chris Nelloms, Ohio St., 20.60
1995 Dave Dopek, DePaul, 20.78
1996 Obadele Thompson, UTEP, 20.36
1997 Obadele Thompson, UTEP, 20.67

1998 Shawn Crawford, Clemson, 20.69
1999 Coby Miller, Auburn, 20.68
2000 Shawn Crawford, Clemson, 20.26
2001 Kim Collins, TCU, 20.55
2002 Justin Gatlin, Tennessee, 20.63
2003 Leo Bookman, Kansas, 20.53

400-METER DASH

1965 Theron Lewis, Southern U., 47.8*
1966 Bill Calhoun, Oklahoma, 48.9*
Don Payne, Kansas St., 48.9*
1967 Bill Calhoun, Oklahoma, 48.9*
1968 Larry James, Villanova, 47.0*
1969 Larry James, Villanova, 47.3*

1970 Larry James, Villanova, 48.3*
1971 Tom Ulan, Rutgers, 48.8*
1972 Larence Jones, Truman, 48.3*
1973 Terry Erickson, Southern Ill., 49.0*
1974 Larence Jones, Truman, 48.6*
1975 Mike Sands, Penn St., 48.5*
1976 Evis Jennings, Mississippi St., 48.42*
1977 Willie Smith, Auburn, 48.28*

1978 Willie Smith, Auburn, 48.28*
 1979 James Walker, Auburn, 48.61*
 1980 Anthony Blair, Tennessee, 48.7*#
 Bert Cameron, UTEP, 48.7*#
 1981 Bert Cameron, UTEP, 48.23*#
 1982 Anthony Ketchum, Houston, 47.47*
 1983 Carlton Young, Villanova, 47.17*
 1984 Antonio McKay, Georgia Tech, 46.46
 1985 Michael Franks, Southern Ill., 46.27
 1988 Clifton Campbell, Auburn, 46.40
 1989 Tyrone Kemp, Florida, 46.03
 1990 Gabriel Luke, Rice, 45.79
 1991 Gabriel Luke, Rice, 46.52
 1992 Deon Minor, Baylor, 46.15
 1993 Wesley Russell, Clemson, 45.92
 1994 Calvin Davis, Arkansas, 46.18
 1995 Deon Minor, Baylor, 46.00
 1996 Greg Haughton, George Mason, 45.87
 1997 Roxbert Martin, Oklahoma, 45.69
 1998 Davian Clarke, Miami (Fla.), 45.86
 1999 Ato Modibo, Clemson, 46.11
 2000 Brandon Couts, Baylor, 45.79
 2001 Rickey Harris, Florida, 45.78
 2002 Alleyne Francique, LSU, 45.58
 2003 Gary Kikaya, Tennessee, 45.71

#Manual time. *440 yards

800-METER RUN

1965 Tom Von Ruden, Oklahoma St., 1:51.8*
 1966 Richardo Urbina, Georgetown, 1:51.9*
 1967 Dave Patrick, Villanova, 1:48.9*
 1968 Dave Patrick, Villanova, 1:52.0*
 1969 Frank Murphy, Villanova, 1:51.1*
 1970 Mark Winzenried, Wisconsin, 1:51.7*
 1971 Mark Winzenried, Wisconsin, 1:50.9*
 1972 Dave Wottle, Bowling Green, 1:51.8*
 1973 Ken Schappert, Villanova, 1:50.4*
 1974 Reggie Clark, William & Mary, 1:52.2*
 1975 Mark Enyeart, Utah St., 1:52.4*
 1976 Bob Prince, Kansas St., 1:53.03*
 1977 Mark Belger, Villanova, 1:49.17*
 1978 Mark Belger, Villanova, 1:49.13*
 1979 Evans White, Prairie View, 1:51.90*
 1980 Evans White, Prairie View, 1:52.32*
 1981 Sammy Koskei, Southern Methodist, 1:52.29*
 1982 David Patrick, Tennessee, 1:49.94*
 1983 John Marshall, Villanova, 1:51.23*
 1984 Vacated
 1985 Earl Jones, Eastern Mich., 1:47.26
 1988 Jim Maton, Eastern Ill., 1:49.27
 1989 Paul Ereng, Virginia, 1:47.69
 1990 Mark Everett, Florida, 1:47.45
 1991 George Kersh, Mississippi, 1:46.19
 1992 Rich Kenah, Georgetown, 1:47.40
 1993 Marko Koers, Illinois, 1:48.39
 1994 Jose Parrilla, Tennessee, 1:47.77
 1995 Michael Williams, Manhattan, 1:48.12
 1996 Einaras Tupuritis, Wichita St., 1:45.80
 1997 David Krummenacker, Georgia Tech, 1:47.49
 1998 David Krummenacker, Georgia Tech, 1:47.52
 1999 Derrick Peterson, Missouri, 1:45.88
 2000 Jess Strutzel, UCLA, 1:46.57
 2001 Patrick Nduwimana, Arizona, 1:45.33
 2002 Otukile Lekote, South Carolina, 1:46.88
 2003 Nate Brannen, Michigan, 1:47.79

*880 yards

MILE RUN

1965 Chris Johnson, Southern California, 4:08.0
 1966 Conrad Nightingale, Kansas St., 4:03.4
 1967 Jim Ryun, Kansas, 3:58.6
 1968 Jim Ryun, Kansas, 4:06.8
 1969 Jim Ryun, Kansas, 4:02.6
 1970 Howell Michael, William & Mary, 4:03.1
 1971 Marty Liquori, Villanova, 4:04.7
 1972 Ken Popejoy, Michigan St., 4:02.9
 1973 Dave Wottle, Bowling Green, 4:03.4
 1974 Tony Waldrop, North Carolina, 3:59.5
 1975 Eamonn Coghlan, Villanova, 4:02.0
 1976 Eamonn Coghlan, Villanova, 4:01.48
 1977 Wilson Waigwa, UTEP, 3:58.97
 1978 James Munyala, UTEP, 3:59.81
 1979 Suleiman Nyambui, UTEP, 3:57.89
 1980 Suleiman Nyambui, UTEP, 4:05.26
 1981 Suleiman Nyambui, UTEP, 4:01.85
 1982 Suleiman Nyambui, UTEP, 4:00.65

1983 Jim Spivey, Indiana, 3:59.95
 1984 Bob Verbeck, Iowa St., 3:52.85*
 1985 Paul Donovan, Arkansas, 3:43.48*
 1986 Paul Larkins, Oklahoma St., 4:01.38
 1987 Michael Stahr, Georgetown, 4:02.33
 1988 Joe Falcon, Arkansas, 3:59.78
 1989 Joe Falcon, Arkansas, 3:58.06
 1990 Bob Whelan, Kentucky, 3:58.77
 1991 Bob Kennedy, Indiana, 3:58.11
 1992 Andrew Keith, Providence, 4:02.39
 1993 Niall Bruton, Arkansas, 4:00.05
 1994 Niall Bruton, Arkansas, 3:59.34
 1995 Kevin Sullivan, Michigan, 3:55.33
 1996 Julius Achon, George Mason, 4:02.83
 1997 Julius Achon, George Mason, 3:59.85
 1998 Kevin Sullivan, Michigan, 4:03.54
 1999 Bernard Lagat, Washington St., 3:55.65
 2000 Gabriel Jennings, Stanford, 3:59.46
 2001 Brian Berryhill, Colorado St., 3:56.84
 2002 Christian Goy, Illinois St., 4:00.06
 2003 Chris Mulvaney, Arkansas, 4:05.70

*1,500 meters

3,000-METER RUN

1965 Herald Hadley, Kansas, 8:56.4*
 1966 Gerry Lindgren, Washington St., 8:41.3*
 1967 Gerry Lindgren, Washington St., 8:34.7*
 1968 Jim Ryun, Kansas, 8:38.9*
 1969 Ole Oleson, Southern California, 8:45.2*
 1970 Jerry Richey, Pittsburgh, 8:39.2*
 1971 Marty Liquori, Villanova, 8:37.1*
 1972 Sid Sink, Bowling Green, 8:36.5*
 1973 Michael Keogh, Manhattan, 8:38.7*
 1974 John Harnett, Villanova, 8:33.6*
 1975 Nick Rose, Western Ky., 8:44.0*
 1976 Nick Rose, Western Ky., 8:30.91*
 1977 Henry Rono, Washington St., 8:24.83*
 1978 Gerard Deegan, Providence, 8:41.39*
 1979 Suleiman Nyambui, UTEP, 8:37.87*
 1980 Suleiman Nyambui, UTEP, 8:36.82*
 1981 Doug Padilla, Brigham Young, 8:26.52*
 1982 Suleiman Nyambui, UTEP, 8:38.91*
 1983 Mark Scrutton, Colorado, 8:29.29*
 1984 Peter Koech, Washington St., 8:04.20
 1985 Kevin King, Georgetown, 7:51.46
 1986 Paul Donovan, Arkansas, 7:54.60
 1987 Joe Falcon, Arkansas, 7:56.79
 1988 Joe Falcon, Arkansas, 7:55.80
 1989 Greg Whiteley, Brown, 7:57.14
 1990 Reuben Reina, Arkansas, 7:56.62
 1991 Reuben Reina, Arkansas, 7:50.99
 1992 Josephat Kapkory, Washington St., 7:59.04
 1993 David Morris, Montana, 8:04.17
 1994 Josephat Kapkory, Washington St., 7:50.90
 1995 Jason Bunston, Arkansas, 8:06.81
 1996 Ryan Wilson, Arkansas, 7:51.66
 1997 Adam Goucher, Colorado, 7:54.20
 1998 Adam Goucher, Colorado, 7:46.03
 1999 Bernard Lagat, Washington St., 7:54.92
 2000 David Kimani, South Ala., 7:52.64
 2001 David Kimani, Alabama, 8:03.29
 2002 Adrian Blincoe, Villanova, 8:01.76
 2003 Alistair Cragg, Arkansas, 7:55.68

*two-miles

5,000-METER RUN

1989 John Scherer, Michigan, 14:18.05
 1990 Jonah Koech, Iowa St., 13:37.94
 1991 Jonah Koech, Iowa St., 13:36.64
 1992 Jon Brown, Iowa St., 13:42.93
 1993 Jonah Koech, Iowa St., 13:47.18
 1994 Jason Bunston, Arkansas, 13:48.07
 1995 Mark Carroll, Providence, 13:55.15
 1996 Jason Casiano, Wisconsin, 13:50.08
 1997 Mebrahtom Keflezighi, UCLA, 13:52.72
 1998 Brad Hauser, Stanford, 13:58.50
 1999 Brad Hauser, Stanford, 13:52.79
 2000 David Kimani, South Ala., 13:52.58
 2001 David Kimani, Alabama, 13:42.32
 2002 Alistair Cragg, Arkansas, 13:49.80
 2003 Alistair Cragg, Arkansas, 13:28.93

60-METER HIGH HURDLES

1999 Terrence Trammell, South Carolina, 7.52
 2000 Terrence Trammell, South Carolina, 7.55
 2001 Aubrey Herring, Indiana St., 7.61

2002 Ron Bramlett, Alabama, 7.59
 2003 Jabari Greer, Tennessee, 7.55

1,600-METER RELAY

1965 Morgan St. (Dennis Edgehill, Henry Hawthorne, Tim Johnson, Nick Lee), 3:15.6*
 1966 Morgan St. (Ray Pollard, Herman Hawthorne, Malbert Brown, Howard Stanback), 3:16.5*
 1967 Oklahoma (James Shields, Jim Hardwick, Tom Melton, Bill Calhoun), 3:15.5*
 1968 Villanova (Hal Nichter, Hardge Davis, Ken Prince, Larry James), 3:14.4*
 1969 Tennessee (Gary Womble, Larry Kelly, Audrey Hardy, Hardee McAlhane), 3:14.6*
 1970 Villanova (Lamotte Hyman, Greg Govan, Hardge Davis, Larry James), 3:15.3*
 1971 Adelphi (Ray Lee, Keith Davis, Dennis Walker, Clyde McPherson), 3:15.5*
 1972 Adelphi (Ray Lee, Keith Davis, Dennis Walker, Clyde McPherson), 3:15.8*
 1973 Seton Hall (Mike Tyson, Larry Mustachio, Orlando Greene, Howard Brock), 3:17.0*
 1974 Seton Hall (Alfred Daley, Charles Joseph, Art Cooper, Howard Brock), 3:14.0*
 1975 Florida (Beaufort Brown, Horace Tuit, Noel Gray, Winfred Alexander), 3:15.8*
 1976 Tennessee (Lamar Preyor, Mike Barlow, Ronnie Harris, Jerome Morgan), 3:16.08*
 1977 Kansas (Kevin Newell, David Blutcher, Clifford Wiley, Jay Wagner), 3:15.61*
 1978 Alabama (Tony Husbands, Ike Levine, Darroll Gatson, Joe Coombs), 3:15.11*
 1979 Villanova (Keith Brown, Derrek Harbour, Anthony Tufariello, Tim Dale), 3:15.52*
 1980 Florida St. (Reginald Ross, Mel Boodie, Palmer Simmons, Walter McCoy), 3:16.64*
 1981 Seton Hall (Derrick Peynado, Linval Francis, Mike Paul, Washington Njiri), 3:15.91*
 1982 Oklahoma (Freddie Wilson, Donald Bly, Coty Duling, Dennie Carter), 3:11.07*
 1983 Oklahoma (Freddie Wilson, Coty Duling, Aubrey Jones, Donald Bly), 3:11.21*
 1984 Oklahoma (Aubrey Jones, Fannie Kemp, Dennie Carter, Donald Bly), 3:08.56
 1985 Southern Methodist (Harold Spells, Sven Nylander, Kevin Robinzine, Rod Jones), 3:08.50
 1986 Southern Methodist (Harold Spells, Rod Jones, Roy Martin, Kevin Robinzine), 3:06.24
 1987 Southern Methodist (Harold Spells, Roy Martin, Cedric Matterson, Kevin Robinzine), 3:07.63
 1988 Florida (Dennis Mitchell, Timmy Johnson, Calvin Long, Mark Everett), 3:07.26
 1989 Florida (Calvin Long, Earl Diamond, Aaron Wallace, Tyrone Kemp), 3:06.96
 1990 Baylor (Tony Miller, Todd Thompson, Etheridge Green, Michael Johnson), 3:06.49
 1991 Baylor (Daniel Fredericks, Corey Williams, Ethridge Green, Tony Miller), 3:07.74
 1992 Baylor (Daniel Fredericks, Ethridge Green, Deon Minor, Corey Williams), 3:04.89
 1993 Georgia Tech (Guy Robinson, Julian Amadee, Derrick Adkins, Derek Mills), 3:06.23
 1994 Texas A&M (Stacy Zamzow, Mike Miller, Dante Bolden, Danny McCray), 3:06.51
 1995 North Carolina (Tony McCall, Milton Campbell, Henry McRoy, Ken Harnden), 3:06.36
 1996 Oklahoma (Roxbert Martin, Ryan Kite, Justin Chapman, Danny McFarlane), 3:04.46
 1997 Oklahoma (Edward Clarke, Roxbert Martin, Ryan Kite, Danny McFarlane), 3:04.25
 1998 Baylor (Mario Watts, Damian Davis, Stephan Bragner, Brandon Couts), 3:06.38
 1999 Clemson (Charles Allen, Kenny Franklin, Davidson Gill, Ato Modibo), 3:07.80
 2000 TCU (Roy Williams, Anthony Amantine, Kendrick Campbell, Jonny Collins), 3:06.69
 2001 LSU (Robert Parham, Luero Colquhoun, Pedro Tunon, Alleyne Francique), 3:04.44
 2002 Baylor (Zsolt Szeglet, Michael Smith, Charles Sterling, Darold Williamson), 3:05.54
 2003 LSU (Pete Coley, Marlon Greensword, Bennie Brazell, Kelly Willie), 3:04.79

*mile relay

DISTANCE MEDLEY RELAY

1967 Kansas St. (Charles Harper, Terry Holbrook, Wes Dutton, Conrad Nightingale), 9:44.6*

- 1968 Villanova (Charles Messenger, Bob Whitehead, Tom Donnelly, Frank Murphy), 9:49.5*
- 1969 Villanova (Andy O'Reilly, Ernie Bradshaw, Chris Mason, Frank Murphy), 9:45.8*
- 1970 Manhattan (John Lovett, Mike Kenny, Al Novell, Tom Donahue), 9:49.2*
- 1971 Pittsburgh (Ken Silay, Dorel Watley, Mike Schurko, Jerry Richey), 9:45.7*
- 1972 Bowling Green (Craig MacDonald, Ted Farver, Sid Sink, Dave Wottle), 9:49.5*
- 1973 Manhattan (John Lovett, Ray Johnson, Joe Savage, Tony Colon), 9:43.8*
- 1974 Missouri (Mike Rabuse, Jim Crawford, Dave Rogles, Charles McMullen), 9:44.9*
- 1975 Kansas St. (Jim Hinchliffe, Lennie Harrison, Ted Settle, Jeff Schemmel), 9:48.2*
- 1976 UTEP (Joe Gichonger, Paul Njoroge, James Munyala, Wilson Waigwa), 9:43.16*
- 1977 UTEP (Fred Ongaga, Paul Njoroge, Frank Munene, James Munyala), 9:43.11*
- 1978 Brigham Young (Alan Schultz, Kim Coombs, Kevin Hyde, Jay Woods), 9:46.24*
- 1979 Tennessee (Solomon Hunter, Mike Barlow, Richard Hadler, Keith Young), 9:47.1*
- 1980 Villanova (John Hunter, Tim Robinson, Mike England, Sydney Maree), 9:42.22*
- 1981 Villanova (John Borgese, Willie Sydnor, Marcus O'Sullivan, Sydney Maree), 9:47.20*
- 1982 Georgetown (John Pedati, Patrick McCabe, Kevin King, John Gregorek), 9:45.97*
- 1984 Eastern Mich. (Joe Codrington, Erik Frederick, Dan Sahmiyeh, Earl Jones), 9:40.18
- 1985 Wisconsin (Patrick Ames, Robert Hackett, John Easker, Tim Hacker), 9:39.40
- 1994 Arkansas (Niall Bruton, Calvin Davis, Brian Baker, Graham Hood), 9:30.07
- 1995 Michigan (Nick Karfonta, Trinity Townsend, Ian Forsyth, Kevin Sullivan), 9:34.44
- 1996 Nebraska (Miklos Roth, Alex Lamme, Jonah Kiplarus, Balazs Tolgyesi), 9:32.13
- 1997 George Mason (Miklos Arpasi, Francis Ogola, O'Neil Duncan, Julius Achon), 9:32.27
- 1998 Washington St. (Eric Kamau, Guillermo Macias, Rasto Kiplanget, Bernard Lagat), 9:29.54
- 1999 UCLA (Jesse Struzel, Brian Fell, Michael Granville, Mark Hauser), 9:33.17
- 2000 Stanford (Gabriel Jennings, Evan Kelly, Michael Stember, Jonathan Riley), 9:28.83
- 2001 Stanford (Donald Sage, Mark Hassell, Jonathan Stevens, Gabriel Jennings), 9:30.01
- 2002 Villanova (Ryan Hayden, Michael Brown, Jason Jabaut, Adrian Blincoe), 9:31.00
- 2003 Villanova (Ryan Hayden, Nicholas O'Brien, Paul Moser, Adrian Blincoe), 9:29.12

*distance in yards

HIGH JUMP

- 1965 Frank Costello, Maryland, 6-10
- 1966 Otis Burrell, Nevada, 7-0
- 1967 Ted Downing, Miami (Ohio), 7-0
- 1968 Dick Fosbury, Oregon St., 7-0
- 1969 Ron Jourdan, Florida, 7-0 $\frac{3}{4}$
- 1970 Ken Lundmark, Brigham Young, 7-0
- 1971 Pat Matzdorf, Wisconsin, 7-2
- 1972 Chris Dunn, Colgate, 7-2 $\frac{3}{4}$
- 1973 Chris Dunn, Colgate, 7-2
- 1974 Mike Fleer, Oregon St., 7-2
- 1975 Greg Joy, UTEP, 7-2
- 1976 Dwight Stones, Long Beach St., 7-3
- 1977 Greg Joy, UTEP, 7-3 $\frac{1}{4}$
- 1978 Franklin Jacobs, Fairleigh Dickinson, 7-5
- 1979 Jim Pringle, Florida, 2.24 (7-4 $\frac{1}{4}$)
- 1980 Franklin Jacobs, Fairleigh Dickinson, 2.24 (7-4 $\frac{1}{4}$)
- 1981 Leo Williams, Navy, 2.27 (7-5 $\frac{1}{4}$)
- 1982 Leo Williams, Navy, 2.28 (7-5 $\frac{3}{4}$)
- 1983 Brian Stanton, Houston, 7-6
- 1984 Nick Saunders, Boston U., 7-5 $\frac{1}{4}$
- 1985 Brian Tietjens, Iowa St., 7-5
- 1986 James Lott, Texas, 2.26 (7-5)
- 1987 James Lott, Texas, 2.29 (7-6)
- 1988 Hollis Conway, La.-Lafayette, 2.30 (7-6 $\frac{1}{2}$)
- 1989 Hollis Conway, La.-Lafayette, 2.37 (7-9 $\frac{1}{4}$)
- 1990 Brian Brown, Northwestern St., 2.34 (7-8)
- 1991 Tony Barton, George Mason, 2.30 (7-6 $\frac{1}{2}$)
- 1992 Tom Lange, LSU, 2.30 (7-6 $\frac{1}{2}$)
- 1993 Percell Gaskins, Kansas St., 2.27 (7-5 $\frac{1}{4}$)
- 1994 Randy Jenkins, Tennessee, 2.31 (7-7)

- 1995 Petar Malesev, Nebraska, 2.24 (7-4 $\frac{1}{4}$)
- 1996 Michael Roberson, McNeese St., 2.26 (7-5)
- 1997 Eric Bishop, North Carolina, 2.29 (7-6)
- 1998 Kenny Evans, Arkansas, 2.29 (7-6)
- 1999 Mark Boswell, Texas, 2.31 (7-7)
- 2000 Mark Boswell, Texas, 2.33 (7-7 $\frac{3}{4}$)
- 2001 Charles Clinger, Weber St., 2.26 (7-5)
- 2002 Tora Harris, Princeton, 2.26 (7-5)
- 2003 *Adam Shunk, North Carolina, 2.20 (7-2 $\frac{1}{2}$)
- *Shunk declared champion after student-athlete from Cal St. Northridge declared ineligible.

POLE VAULT

- 1965 Bob Yard, Washington St., 15-8 $\frac{1}{4}$
- 1966 Bill Fosdick, Southern California, 16-0 $\frac{1}{4}$
- 1967 Bob Seagren, Southern California, 17-0 $\frac{1}{4}$
- 1968 Paul Wilson, Southern California, 16-8
- 1969 Les Smith, Miami (Ohio), 16-6
- 1970 Jim Williamson, Maryland, 16-6
- 1971 Scott Wallick, Miami (Ohio), 16-8
- 1972 Jan Johnson, Alabama, 17-1 $\frac{1}{4}$
- 1973 Terry Porter, Kansas, 17-0
- 1974 Larry Jessee, UTEP, 16-6
- 1975 Earl Bell, Arkansas St., 17-2
- 1976 Earl Bell, Arkansas St., 18-0 $\frac{3}{4}$
- 1977 Don Baird, Long Beach St., 17-4
- 1978 Mike Tully, UCLA, 18-5 $\frac{1}{4}$
- 1979 Geoffrey Stiles, Harvard, 5.26 (17-3)
- 1980 Randy Hall, Texas A&M, 5.42 (17-9 $\frac{1}{2}$)
- 1981 Ed Langford, Purdue, 5.42 (17-9 $\frac{1}{2}$)
- 1982 Doug Lytle, Kansas St., 5.43 (17-9 $\frac{3}{4}$)
- 1983 Felix Bohni, San Jose St., 18-5 $\frac{1}{2}$
- 1984 Joe Dial, Oklahoma St., 18-0
- 1985 Joe Dial, Oklahoma St., 18-6
- 1986 Doug Fraley, Fresno St., 5.58 (18-3 $\frac{3}{4}$)
- 1987 Doug Fraley, Fresno St., 5.56 (18-2 $\frac{3}{4}$)
- 1988 Dean Starkey, Illinois, 5.43 (17-9 $\frac{3}{4}$)
- 1989 Dean Starkey, Illinois, 5.65 (18-6 $\frac{1}{2}$)
- 1990 Istvan Bagyula, George Mason, 5.65 (18-6 $\frac{1}{2}$)
- 1991 Istvan Bagyula, George Mason, 5.81 (19-0 $\frac{3}{4}$)
- 1992 Istvan Bagyula, George Mason, 5.60 (18-4 $\frac{1}{2}$)
- 1993 Martin Eriksson, Minnesota, 5.50 (18-0 $\frac{1}{2}$)
- 1994 Lawrence Johnson, Tennessee, 5.83 (19-1 $\frac{1}{2}$)
- 1995 Tim Mack, Tennessee, 5.60 (18-4 $\frac{1}{2}$)
- 1996 Lawrence Johnson, Tennessee, 5.65 (18-6 $\frac{1}{2}$)
- 1997 Jason Hinkin, Long Beach St., 5.65 (18-6 $\frac{1}{2}$)
- 1998 Vesa Rantanen, Minnesota, 5.55 (18-2 $\frac{1}{2}$)
- 1999 Jacob Davis, Texas, 5.85 (19-2 $\frac{1}{4}$)
- 2000 Russ Buller, LSU, 5.70 (18-8 $\frac{1}{4}$)
- 2001 Jacob Pauli, Northern Iowa, 5.68 (18-7 $\frac{1}{2}$)
- 2002 Jeff Hansen, BYU, 5.48 (17-11 $\frac{3}{4}$)
- 2003 Brad Walker, Washington, 5.80 (19-0 $\frac{1}{4}$)

LONG JUMP

- 1965 Mike Cole, Maryland, 25-1
- 1966 Rainer Stenius, Cal St. L.A., 25-7
- 1967 Aaron Hopkins, Toledo, 24-7 $\frac{3}{4}$
- 1968 Bob Beamon, UTEP, 27-2 $\frac{3}{4}$
- 1969 Ron Jessie, Kansas, 25-2 $\frac{1}{2}$
- 1970 Bill Lightsey, Kentucky, 25-2 $\frac{1}{4}$
- 1971 Henry Hines, Southern California, 26-1 $\frac{1}{4}$
- 1972 Henry Hines, Southern California, 25-10
- 1973 Randy Williams, Southern California, 26-4 $\frac{1}{4}$
- 1974 Kingsley Adams, Colorado, 25-3 $\frac{3}{4}$
- 1975 Theo Hamilton, Kansas, 26-7 $\frac{1}{4}$
- 1976 Charlton Ehizuelen, Illinois, 25-0
- 1977 Charlton Ehizuelen, Illinois, 25-8 $\frac{3}{4}$
- 1978 Al Ogunfeyimi, Ohio, 25-6 $\frac{1}{2}$
- 1979 Larry Myricks, Mississippi Col., 7.89 (25-10 $\frac{3}{4}$)
- 1980 Carl Lewis, Houston, 8.04 (26-4 $\frac{1}{2}$)
- 1981 Carl Lewis, Houston, 8.48 (27-10)
- 1982 Gilbert Smith, Texas-Arlington, 7.95 (26-1)
- 1983 Reginald Kelly, Jackson St., 26-6 $\frac{3}{4}$
- 1984 Michael Conley, Arkansas, 25-8
- 1985 Michael Conley, Arkansas, 25-10 $\frac{1}{4}$
- 1986 Kenny Harrison, Kansas St., 8.17 (26-9 $\frac{3}{4}$)
- 1987 Andre Ester, La.-Monroe, 8.13 (26-8 $\frac{1}{4}$)
- 1988 Andre Ester, La.-Monroe, 8.03 (26-4 $\frac{1}{4}$)
- 1989 Leroy Burrell, Houston, 8.09 (26-6 $\frac{1}{4}$)
- 1990 Leroy Burrell, Houston, 8.23 (27-0)
- 1991 Alan Turner, Indiana, 8.06 (26-5 $\frac{1}{2}$)
- 1992 Erick Walder, Arkansas, 8.01 (26-3 $\frac{1}{2}$)
- 1993 Erick Walder, Arkansas, 8.33 (27-4)
- 1994 Erick Walder, Arkansas, 8.43 (27-8)
- 1995 Kareem Streete-Thompson, Rice, 8.03 (26-4 $\frac{1}{4}$)
- 1996 Andrew Owusu, Alabama, 7.90 (25-11)

- 1997 Robert Howard, Arkansas, 8.16 (26-9 $\frac{1}{4}$)
- 1998 Bashir Yamini, Iowa, 7.93 (26-0 $\frac{1}{4}$)
- 1999 Maurice Wignall, George Mason, 7.96 (26-1 $\frac{1}{2}$)
- 2000 Melvin Lister, Arkansas, 8.14 (26-8 $\frac{1}{2}$)
- 2001 Savante Stringfellow, Mississippi, 8.08 (26-6 $\frac{1}{4}$)
- 2002 Miguel Pate, Alabama, 8.34 (27-4 $\frac{1}{2}$)
- 2003 Brian Johnson, Southern U., 8.28 (27-2)

TRIPLE JUMP

- 1968 Bob Beamon, UTEP, 52-3 $\frac{1}{2}$
- 1969 Lennox Burgher, Nebraska, 52-0 $\frac{1}{2}$
- 1970 Milan Tiff, Miami (Ohio), 51-11 $\frac{1}{2}$
- 1971 Mohinder Gill, Cal Poly, 52-9 $\frac{3}{4}$
- 1972 Barry McClure, Middle Tenn., 52-10 $\frac{1}{4}$
- 1973 Barry McClure, Middle Tenn., 54-1 $\frac{3}{4}$
- 1974 Tommy Haynes, Middle Tenn., 54-6 $\frac{3}{4}$
- 1975 Arnold Grimes, UTEP, 55-4
- 1976 Arnold Grimes, UTEP, 53-5 $\frac{1}{2}$
- 1977 Ian Campbell, Washington St., 54-3
- 1978 Ian Campbell, Washington St., 55-8 $\frac{1}{4}$
- 1979 Robert Cannon, Indiana, 16.67 (54-8 $\frac{1}{4}$)
- 1980 Sanya Owalabi, Kansas, 16.55 (54-3 $\frac{1}{2}$)
- 1981 Keith Connor, Southern Methodist, 17.31 (56-9 $\frac{1}{2}$)
- 1982 Keith Connor, Southern Methodist, 16.83 (55-3)
- 1983 Michael Conley, Arkansas, 56-6 $\frac{1}{4}$
- 1984 Michael Conley, Arkansas, 55-8
- 1985 Michael Conley, Arkansas, 55-11 $\frac{3}{4}$
- 1986 Frank Rutherford, Houston, 16.99 (55-9)
- 1987 Frank Rutherford, Houston, 17.09 (56-1)
- 1988 Kenny Harrison, Kansas St., 16.74 (54-11 $\frac{1}{4}$)
- 1989 Edrick Floreal, Arkansas, 17.14 (56-2 $\frac{3}{4}$)
- 1990 Edrick Floreal, Arkansas, 16.73 (54-10 $\frac{3}{4}$)
- 1991 Eugene Greene, Boise St., 16.24 (53-3 $\frac{1}{2}$)
- 1992 Erick Walder, Arkansas, 16.88 (55-4 $\frac{3}{4}$)
- 1993 Erick Walder, Arkansas, 16.86 (55-3 $\frac{3}{4}$)
- 1994 Erick Walder, Arkansas, 17.24 (56-6 $\frac{3}{4}$)
- 1995 Hrvoje Verzi, Georgia, 16.60 (54-5 $\frac{1}{2}$)
- 1996 Robert Howard, Arkansas, 16.73 (54-10 $\frac{3}{4}$)
- 1997 Robert Howard, Arkansas, 17.04 (55-11)
- 1998 Robert Howard, Arkansas, 16.49 (54-1 $\frac{1}{4}$)
- 1999 Melvin Lister, Arkansas, 16.78 (55-0 $\frac{3}{4}$)
- 2000 Melvin Lister, Arkansas, 16.65 (54-7 $\frac{1}{2}$)
- 2001 Walter Davis, LSU, 16.89 (55-5)
- 2002 Walter Davis, LSU, 17.23 (56-6 $\frac{1}{2}$)
- 2003 Allen Simms, Southern California, 17.26 (56-7 $\frac{1}{2}$)

SHOT PUT

- 1965 Randy Matson, Texas A&M, 63-2 $\frac{1}{4}$
- 1966 George Woods, Southern Ill., 61-3 $\frac{1}{4}$
- 1967 Ken Patera, Brigham Young, 59-6
- 1968 John Van Reenen, Washington St., 62-1
- 1969 Karl Salb, Kansas, 66-8 $\frac{3}{4}$
- 1970 Karl Salb, Kansas, 67-2 $\frac{1}{2}$
- 1971 Karl Salb, Kansas, 65-9
- 1972 Doug Lane, Southern California, 64-3 $\frac{1}{2}$
- 1973 Hans Hogland, UTEP, 64-1 $\frac{1}{4}$
- 1974 Hans Hogland, UTEP, 67-7 $\frac{1}{4}$
- 1975 Hans Hogland, UTEP, 67-9 $\frac{3}{4}$
- 1976 Terry Albritton, Hawaii, 67-6 $\frac{1}{2}$
- 1977 Gary England, Alabama, 63-0 $\frac{3}{4}$
- 1978 Bruno Pauletto, Central Mich., 64-1 $\frac{1}{4}$
- 1979 Mark Baughman, Houston, 19.15 (62-10)
- 1980 Michael Carter, Southern Methodist, 20.61 (67-7 $\frac{1}{2}$)
- 1981 Michael Carter, Southern Methodist, 21.25 (69-8 $\frac{1}{2}$)
- 1982 Mike Lehmann, Illinois, 20.62 (67-7 $\frac{3}{4}$)
- 1983 Michael Carter, Southern Methodist, 66-9 $\frac{1}{4}$
- 1984 Michael Carter, Southern Methodist, 66-1 $\frac{1}{2}$
- 1985 Soren Tallhem, Brigham Young, 69-8 $\frac{1}{2}$
- 1986 Ronald Backes, Minnesota, 21.01 (68-11 $\frac{1}{4}$)
- 1987 Lars Nilsen, Southern Methodist, 20.24 (66-5)
- 1988 Ed Wade, Oklahoma, 19.35 (63-6)
- 1989 Mike Stulce, Texas A&M, 20.81 (68-3 $\frac{3}{4}$)
- 1990 C. J. Hunter, Penn St., 19.62 (64-4 $\frac{1}{2}$)
- 1991 Eric Bergreen, UCLA, 19.17 (62-10 $\frac{3}{4}$)
- 1992 Kevin Coleman, Nebraska, 20.06 (65-9 $\frac{3}{4}$)
- 1993 Kevin Coleman, Nebraska, 19.43 (63-9)
- 1994 John Godina, UCLA, 20.03 (65-8 $\frac{3}{4}$)
- 1995 John Godina, UCLA, 20.40 (66-11 $\frac{1}{4}$)
- 1996 Jonathan Ogden, UCLA, 19.42 (63-8 $\frac{3}{4}$)
- 1997 Aaron Ausmus, Tennessee, 19.01 (62-4 $\frac{1}{2}$)
- 1998 Brad Snyder, South Carolina, 20.22 (66-4 $\frac{1}{4}$)
- 1999 Brad Snyder, South Carolina, 19.80 (64-11 $\frac{1}{2}$)
- 2000 Janus Robberts, Southern Methodist, 19.84 (65-1 $\frac{1}{4}$)

- 2001 Janus Robberts, Southern Methodist, 21.36 (70-1)
 2002 Carl Myerscough, Nebraska, 21.26 (69-9)
 2003 Carl Myerscough, Nebraska, 21.49 (70-6¼)

35-POUND WEIGHT THROW

- 1966 Bob Mead, Manhattan, 59-0½
 1967 Andy Yuen, Connecticut, 61-9¼
 1968 Bob Narcessian, Rhode Island, 65-5¾
 1969 Charles Ajoitian, Harvard, 61-8½
 1970 Ed Wosal, Harvard, 63-6¼
 1971 Al Schoterman, Kent St., 68-10¼
 1972 Jacques Accambray, Kent St., 71-3¼
 1973 Ted Bregar, Navy, 68-1½
 1974 Jacques Accambray, Kent St., 71-10¾
 1975 Pete Farmer, UTEP, 69-1½
 1976 Emmitt Berry, UTEP, 65-8
 1977 Scott Neilson, Washington, 68-10½
 1978 Scott Neilson, Washington, 68-7¾
 1979 Scott Neilson, Washington, 21.78 (71-5½)
 1980 David Pellagrini, Princeton, 21.11 (69-3¼)
 1981 Robert Weir, Southern Methodist, 22.43 (73-7)
 1982 Tore Johnsen, UTEP, 21.42 (70-3¼)
 1983 Robert Weir, Southern Methodist, 76-5½
 1984 Tore Johnsen, UTEP, 72-3
 1985 Tore Johnsen, UTEP, 70-6½
 1986 Tore Gustafsson, Washington St., 22.64 (74-3½)
 1987 Fred Schumacher, San Jose St., 20.37 (66-10)
 1988 Gary Halpin, Manhattan, 20.80 (68-3)
 1989 Christoph Koch, La.-Monroe, 21.17 (69-5½)
 1990 Per Karlsson, Brigham Young, 20.67 (67-9¾)
 1991 Christophe Epalle, Southern Methodist, 22.73 (74-7)
 1992 Miika Laaksonen, UTEP, 20.71 (67-11½)
 1993 Marko Wahlman, UTEP, 21.84 (71-8)
 1994 Ron Willis, South Carolina, 21.92 (71-11)
 1995 Alex Papadimitriou, UTEP, 21.77 (71-5¼)
 1996 Ryan Butler, Wyoming, 21.68 (71-1½)
 1997 Sean McGehearty, Boston College, 22.02 (72-3)
 1998 Libor Charfreitag, Southern Methodist, 21.23 (69-8)
 1999 Libor Charfreitag, Southern Methodist, 22.03 (72-3½)
 2000 Libor Charfreitag, Southern Methodist, 23.87 (78-3¾)
 2001 *Andras Haklits, Georgia, 24.43 (80-2)
 2002 *Scott Russell, Kansas, 24.67 (80-11¼)
 2003 Thomas Freeman, Manhattan, 21.70 (71-2½)

*throw was not considered collegiate or NCAA meet record due to implement not meeting specifications

Discontinued Events**55-METER DASH**

- 1965 Charlie Greene, Nebraska, 6.1*
 1966 Charlie Greene, Nebraska, 6.0*
 1967 Charlie Greene, Nebraska, 6.0*
 1968 Jim Green, Kentucky, 6.0*
 1969 John Carlos, San Jose St., 6.0*
 1970 Herb Washington, Michigan St., 5.9*
 1971 Jim Green, Kentucky, 6.0*
 1972 Herb Washington, Michigan St., 6.1*
 1973 Gerald Tinker, Kent St., 6.0*
 1974 Clifford Outlin, Auburn, 6.0*
 1975 Hasely Crawford, Eastern Mich., 6.0*
 1976 Harvey Glance, Auburn, 6.21*
 1977 Greg Edmond, Houston, 6.12*
 1978 Curtis Dickey, Texas A&M, 6.15*
 1979 Curtis Dickey, Texas A&M, 6.15*
 1980 Curtis Dickey, Texas A&M, 6.12*
 1981 Carl Lewis, Houston, 6.16*
 1982 Rod Richardson, Texas A&M, 6.07*
 1983 Willie Gault, Tennessee, 6.18*
 1984 Rod Richardson, Texas A&M, 6.14
 1985 Sam Graddy, Tennessee, 6.12
 1986 Lee McRae, Pittsburgh, 6.00
 1987 Lee McRae, Pittsburgh, 6.13
 1988 Lee McRae, Pittsburgh, 6.07
 1989 Raymond Stewart, TCU, 6.07
 1990 Andre Cason, Texas A&M, 6.07
 1991 Augustin Olobia, Washington St., 6.17

- 1992 Michael Green, Clemson, 6.08
 1993 Michael Green, Clemson, 6.15
 1994 Greg Saddler, Mississippi, 6.11
 1995 Tim Harden, Kentucky, 6.12
 1996 Tim Harden, Kentucky, 6.06
 1997 Bryan Howard, Auburn, 6.19
 1998 Ja'Warren Hooker, Washington, 6.13

*60 yards

55-METER HIGH HURDLES

- 1965 Gene Washington, Michigan St., 7.2*
 1966 Jerry Cerulla, Utah St., 7.2*
 1967 Earl McCullough, Southern California, 7.0*
 1968 Richmond Flowers, Tennessee, 7.0*
 1969 Erv Hall, Villanova, 7.0*
 1970 Thomas Hill, Arkansas St., 6.9*
 1971 Marcus Walker, Colorado, 7.0*
 1972 Tom McMannon, Notre Dame, 7.2*
 1973 Rod Milburn, Southern U., 6.9*
 1974 Danny Smith, Florida St., 7.0*
 1975 Danny Smith, Florida St., 7.0*
 1976 Allen Misher, LSU, 7.29*
 1977 Jeff Lee, Nebraska, 7.17*
 1978 Renaldo Nehemiah, Maryland, 7.16*
 1979 Renaldo Nehemiah, Maryland, 6.90*
 1980 Rodney Wilson, Villanova, 7.15*
 1981 Terron Wright, Memphis, 7.14*
 1982 Tony Campbell, Southern California, 7.14*
 1983 Willie Gault, Tennessee, 6.98*
 1984 Roger Kingdom, Pittsburgh, 7.08
 1985 Henry Andrade, Southern Methodist, 7.16
 1986 Tom Wilcher, Michigan, 7.22
 1987 Keith Talley, Alabama, 7.13
 1988 James Purvis, Georgia Tech, 7.13
 1989 Earl Diamond, Florida, 7.19
 1990 Tony Li, Washington St., 7.13
 1991 Tony Li, Washington St., 7.08
 1992 Allen Johnson, North Carolina, 7.07
 1993 Glenn Terry, Indiana, 7.13
 1994 Robert Foster, Fresno St., 7.11
 1995 Phillip Riley, Florida St., 7.10
 1996 Darius Pemberton, Houston, 7.14
 1997 Neil Gardner, Michigan, 7.18
 1998 Larry Wade, Texas A&M, 7.11

*60-yard high hurdles

500-METER RUN

- 1965 Leland Albright, LSU, 1:10.0*
 1966 Martin McGrady, Central St., 1:09.4*
 1967 Steve Carson, Iowa St., 1:10.2*
 1968 Tom Albright, Colgate, 1:10.6*
 1969 Bill Wehrwein, Michigan St., 1:09.8*
 1970 Rich Wolhuter, Notre Dame, 1:09.5*
 1971 Tommie Turner, Murray St., 1:09.6*
 1972 Dale Gibson, Mississippi St., 1:11.3*
 1973 Beaufort Brown, Florida, 1:10.0*
 1974 Stan Vinson, Eastern Mich., 1:10.1*
 1975 Stan Vinson, Eastern Mich., 1:10.2*
 1976 Charles Dramiga, New Mexico, 1:10.58*
 1977 Michael Solomon, New Mexico, 1:10.01*
 1978 Walter McCoy, Florida St., 1:09.64*
 1979 Anthony Tufariello, Villanova, 1:09.41*
 1980 Mike Ricks, Kansas, 1:10.06*
 1981 Eugene Sanders, Mississippi Val., 1:09.84*
 1982 Eugene Sanders, Mississippi Val., 1:08.51*
 1983 Sunder Nix, Indiana, 1:10.51*
 1984 Robin Thomas, Southeast Mo. St., 1:02.06
 1985 Willie Caldwell, Baylor, 1:01.24
 1986 Roddie Haley, Arkansas, 59.82
 1987 Roddie Haley, Arkansas, 59.90

*600 yards

1,000-METER RUN

- 1965 Robin Lingle, Missouri, 2:09.9*
 1966 Herb Germann, Seton Hall, 2:12.9*
 1967 Ray Arrington, Wisconsin, 2:07.8*
 1968 Ray Arrington, Wisconsin, 2:09.3*
 1969 Ray Arrington, Wisconsin, 2:08.0*
 1970 Keith Colburn, Harvard, 2:09.9*
 1971 Bob Wheeler, Duke, 2:07.4*
 1972 Morgan Mosser, West Virginia, 2:08.9*
 1973 Tony Waldrop, North Carolina, 2:10.0*
 1974 Wesley Maiyo, Wyoming, 2:08.1*

- 1975 Keith Francis, Boston College, 2:08.4*
 1976 Mark Belger, Villanova, 2:07.29*
 1977 Kelley Marsh, Ball St., 2:07.89*
 1978 Don Paige, Villanova, 2:07.88*
 1979 Don Paige, Villanova, 2:07.27*

- 1980 Don Paige, Villanova, 2:05.80*
 1981 Peter Lemashon, UTEP, 2:12.29*
 1982 John Stephens, Arkansas, 2:07.37*
 1983 Edwin Koech, Richmond, 2:08.59*
 1984 William Wuyke, Alabama, 2:24.27
 1985 Gawayin Guy, Rice, 2:22.01
 1986 Freddie Williams, Abilene Christian, 2:18.74
 1987 Robin van Helden, LSU, 2:20.51

*1,000 yards

THREE-MILE RUN

- 1974 John Ngeno, Washington St., 13:20.8
 1975 John Ngeno, Washington St., 13:14.4
 1976 John Ngeno, Washington St., 13:20.34
 1977 Luis Hernandez, Brigham Young, 13:20.55
 1978 John Treacey, Providence, 13:10.20
 1979 Michael Musyoki, UTEP, 13:21.64
 1980 Solomon Chebor, Fairleigh Dickinson, 13:20.94
 1981 Michael Musyoki, UTEP, 13:25.03
 1982 Gabriel Kamau, UTEP, 13:07.81

3,200-METER RELAY

- 1965 Oklahoma St. (Jim Metcalf, John Perry, Tom Von Ruden, Dave Perry), 7:27.9*
 1966 Oklahoma St. (Arnold Droke, John Perry, Jim Metcalf, Tom Von Ruden), 7:30.9*
 1967 Southern California (Richard Joyce, Dave Buck, Dennis Carr, Carl Trentadue), 7:30.1*
 1968 Harvard (Trey Burns, Royce Shaw, Jim Baker, Dave McKelvey), 7:26.8*
 1969 Kansas St. (Dave Peterson, Jerome Howe, Bob Barratti, Ken Swenson), 7:32.2*
 1970 Kansas (Dennis Stewart, Jim Neihouse, Roger Kathol, Brian McElroy), 7:25.7*
 1971 UTEP (Peter Romero, Fernando DeLaCerde, Rod Hill, Kerry Ellison), 7:37.4*
 1972 Illinois (Dave Kaemerer, Ron Phillips, Lee LaBadie, Rob Mango), 7:29.9*
 1973 Fordham (Paul Nowicki, Alex Trammel, John Jurgens, Marcel Philippe), 7:31.5*
 1974 South Carolina (Don Brown, Mike Shelley, John Brown, Jim Schaper), 7:27.4*
 1975 Princeton (Charles Norelli, Richard Aneser, Charles Hedrick, Craig Masback), 7:34.9*
 1976 Wisconsin (Mark Randall, Steve Lacy, Mark Sang, Dick Moss), 7:26.79*
 1977 Oklahoma (Jeff Ramsey, Brad Swartout, Dyrk Dahl, Randy Wilson), 7:30.96*
 1978 New Mexico (Jay Quade, Mark Romero, Sammy Kipkurgat, Jeremiah Ongwae), 7:27.53*
 1979 Nebraska (Paul Downes, Brian Duingan, Mark Fluit, Scott Poehling), 7:31.3*
 1980 Oklahoma (Mahlon Erickson, Jody Jimerson, Dyrk Dahl, John Rohde), 7:32.68*
 1981 Rutgers (Brian Grimes, Stan Belin, Walter Kirkland, James Westman), 7:30.95*
 1982 Richmond (Edwin Koech, Julian Spooner, Phil Norgate, Sosthenes Bitok), 7:24.48*
 1983 Villanova (John Borgese, John Keyworth, Mike England, Marcus O'Sullivan), 7:21.90*
 1986 Arkansas (Keith Iovine, Matt Taylor, Paul Donovan, Wayne Moncrieffe), 7:20.72
 1987 Arkansas (William Looney, Lorenzo Brown, Matt Taylor, Wayne Moncrieffe), 7:18.67
 1988 Villanova (Aidan O'Regan, Howard Jackson, Mark Sullivan, Bruce Harris), 7:25.23
 1989 Clemson (Michael Radziwinski, David Wittman, Phillip Greyling, Terrance Herrington), 7:17.45
 1990 Villanova (Howard Jackson, Aidan O'Regan, Brad Sumner, Michael Seeger), 7:19.94
 1991 Georgetown (Steve Holman, Michael Jasper, Rich Kenah, Ethan Frey), 7:19.86
 1992 Florida (Dedric Jones, Lewis Lacy, Stephen Adderley, Scott Peters), 7:18.23
 1993 Eastern Mich. (Carl Lowe, Paul McMullen, Greg Rhymer, Tommy Asinga), 7:19.13

*two-mile relay

Top Five Team Finishes

Team	1st	2nd	3rd	4th	5th	Best Finish (Year[s])
Alabama	0	1	0	1	2	2nd (2002)
Arkansas	17	1	3	1	0	1st (1984-85-86-87-88-89-90-91-92-93-94-95-97-98-99-2000-03) 2nd (1978-97-2003)
Auburn	0	3	1	0	0	3rd (1985)
Baylor	0	0	1	1	1	3rd (1986)
Boston U.	0	0	1	0	1	2nd (1972)
Bowling Green	0	1	0	0	0	4th (1970-81)
Brigham Young	0	0	0	2	0	3rd (1966)
Central St.	0	0	1	0	0	2nd (1992-93)
Clemson	0	2	2	0	0	2nd (1974)
Colorado	0	1	0	1	0	4th (1975)
Eastern Mich.	0	0	0	1	0	2nd (1989-90)
Florida	0	2	2	0	2	1st (1996)
George Mason	1	0	1	0	1	2nd (1991)
Georgetown	0	1	2	0	2	3rd (1997)
Georgia Tech	0	0	1	0	0	3rd (1970)
Harvard	0	0	1	0	0	4th (1996)
Houston	0	0	0	1	1	2nd (1988)
Illinois	0	1	0	2	0	3rd (1987)
Indiana	0	0	1	1	2	2nd (1984)
Iowa St.	0	1	1	1	0	1st (1966-69-70)
Kansas	3	2	1	5	1	4th (1966)
Kansas St.	0	0	0	1	0	2nd (1973)
Kent St.	0	1	0	0	1	1st (2001)
LSU	1	0	2	1	2	1st (1973)
Manhattan	1	0	0	0	1	4th (1965)
Maryland	0	0	0	1	0	3rd (1987)
McNeese St.	0	0	1	0	0	2nd (1972)
Michigan St.	0	1	0	1	0	1st (1965)
Missouri	1	0	0	0	0	2nd (1996)
Nebraska	0	1	1	0	1	5th (1967)
New Mexico	0	0	0	0	1	5th (1973)
North Carolina	0	0	0	0	1	5th (1993)
Ohio St.	0	0	0	0	1	2nd (1967)
Oklahoma	0	1	2	1	0	2nd (1965)
Oklahoma St.	0	1	0	0	0	4th (1974)
Oregon St.	0	0	0	1	0	5th (1986)
Pittsburgh	0	0	0	0	1	5th (1994)
Rice	0	0	0	0	1	3rd (1969)
San Jose St.	0	0	1	0	0	4th (1974)
Seton Hall	0	0	0	1	1	3rd (1974)
South Carolina	0	0	1	2	0	1st (1967-72)
Southern California	2	2	0	1	0	1st (1983)
Southern Methodist	1	2	1	3	1	2nd (1998-99-2000)
Stanford	0	3	0	0	1	1st (2002)
Tennessee	1	3	4	2	4	5th (1986-99)
Texas	0	0	0	0	2	3rd (1989-90)
Texas A&M	0	0	2	0	0	2nd (2001)
TCU	0	1	0	1	0	4th (1994)
UCLA	0	0	0	1	0	1st (1974-75-76)
UTEP	7	4	1	2	2	1st (1968-71-79)
Villanova	3	6	5	2	2	1st (1977)
Washington St.	1	0	3	2	3	5th (1975)
Western Ky.	0	0	0	0	1	3rd (1971)
Wisconsin	0	0	1	0	2	

All-Time Team Results

1965: 1. Missouri, 14; 2. Oklahoma St., 12; 3. Villanova, 11; 4. (tie) Maryland and Michigan St., 10; 6. Southern California, 9; 7. (tie) Kentucky St., Nebraska and Southern U., 7; 10. (tie) Kansas, Notre Dame and Washington St., 6; 13. (tie) Kent St., LSU, Morgan St., Oklahoma and Texas A&M, 5; 18. (tie) Fresno St., Georgetown, Long Beach St., Miami (Ohio), Northeastern, Oregon St. and Seton Hall, 4; 25. (tie) Holy Cross, Illinois, Michigan, Ohio, Providence, Purdue, Southern Ill., Utah St., Washington, Western Mich. and Wisconsin, 3; 36. (tie) Air Force, Manhattan, Montana and Redlands, 2; 40. (tie) Brigham Young, Central St., La Salle, New York U., Penn St., Princeton and William & Mary, 1.

1966: 1. Kansas, 14; 2. Southern California, 13; 3. (tie) Central St. and Nebraska, 12; 5. (tie) Kansas St. and Oklahoma, 9½; 7. (tie) Morgan St. and Villanova, 9; 9. (tie) Georgetown and Washington St., 8; 11. (tie) Maryland and Seton Hall, 7; 13. Boston College, 6; 14. Southern Ill., 5½; 15. (tie) Brigham Young, Cal St. L.A., Kent St., Manhattan, Missouri, Nevada, Notre Dame, Oklahoma St. and Utah St.,

5; 24. (tie) Boston U., Iowa St. and West Virginia, 4; 27. Air Force, 3½; 28. (tie) Bates, Eastern Mich., Kentucky St., Michigan, Michigan St., N.C. A&T and St. John's (N.Y.), 3; 35. (tie) Bowling Green, Montana, Murray St. and VMI, 2; 39. (tie) American, Fordham, Illinois, Miami (Ohio), Minnesota and Tennessee, 1.

1967: 1. Southern California, 26; 2. Oklahoma, 17; 3. Kansas, 16; 4. Villanova, 15; 5. (tie) New Mexico and Wisconsin, 12; 7. Missouri, 9; 8. (tie) Connecticut and Michigan, 8; 10. Miami (Ohio), 7; 11. (tie) Iowa, Kent St. and Loyola (Ill.), 6; 14. (tie) Brigham Young, Iowa St., Kansas St., Manhattan, Nebraska, Toledo and Washington St., 5; 21. (tie) Abilene Christian, Boston College, Georgetown, Michigan St. and Southern Ill., 4; 26. (tie) Air Force, Colgate, Florida, Georgia, New York U., Notre Dame, Oklahoma St. and Wichita St., 3; 34. (tie) Cincinnati, Fordham, St. John's (N.Y.), Utah St. and Winston-Salem, 2; 39. (tie) North Carolina, Tulane and Washington, 1.

1968: 1. Villanova, 35½; 2. Southern California, 25; 3. Oklahoma, 17; 4. Kansas, 15½; 5. UTEP, 15; 6. Tennessee, 12½; 7. Harvard, 11; 8. Washington St., 10; 9. Michigan St., 8; 10. (tie) Michigan and Oregon St., 7; 12. (tie) Colgate, Kentucky, Rhode Island and Wisconsin, 6; 16. Nebraska, 5; 17. Notre Dame, 4½; 18. (tie) American,

Boston College, Drake, Georgetown, Kent St., Kentucky St., Murray St., Utah St., Western Mich. and Yale, 4; 28. (tie) Army, California, Fordham, Furman, New York U., St. John's (N.Y.), Southern Ill. and William & Mary, 3; 36. Miami (Ohio), 2½; 37. (tie) Iowa and New Mexico, 2; 39. (tie) Colby, Indiana, Missouri, Princeton and Virginia, 1.

1969: 1. Kansas, 41½; 2. Villanova, 33; 3. San Jose St., 19½; 4. (tie) Southern California and Tennessee, 16; 6. Nebraska, 10; 7. (tie) Harvard and Michigan St., 9; 9. (tie) Brigham Young and Kansas St., 8; 11. Michigan, 7; 12. (tie) Florida, Miami (Ohio), Oklahoma, St. John's (N.Y.) and Wisconsin, 6; 17. (tie) Navy, UTEP and Yale, 5; 20. (tie) Indiana, Maryland, New York U., Notre Dame, Oklahoma St. and William & Mary, 4; 26. (tie) Catholic, Cornell and Western Mich., 3; 29. (tie) Ball St., Colorado, Drake, Duke, Missouri, Northwestern and Penn St., 2; 36. (tie) Furman, Iowa and Kent St., 1.

1970: 1. Kansas, 27½; 2. Villanova, 26; 3. Harvard, 15; 4. Brigham Young, 14½; 5. (tie) Tennessee and Wisconsin, 14; 7. Michigan St., 12; 8. Kentucky, 10; 9. (tie) Indiana and Maryland, 8; 11. (tie) Missouri, Murray St., Pittsburgh and UTEP, 7; 15. (tie) Arkansas St., Manhattan, Miami (Ohio), Notre Dame and William & Mary, 6; 20. Southern Ill., 5; 21. (tie) Connecticut, Dartmouth, Florida, Kansas St., Oklahoma,

Seattle Pacific and Western Ky., 4; 28. (tie) Michigan, Minnesota, Ohio St. and Washington, 3; 32. (tie) Adelphi, Bowling Green, Fordham, Oklahoma St. and Rutgers, 2; 37. (tie) Butler, C.W. Post, Eastern Mich., Houston, Northwestern, Utah St. and West Chester, 1.

1971: 1. Villanova, 22; 2. UTEP, 19^{1/4}; 3. Wisconsin, 15; 4. (tie) Colorado and Kansas, 12; 6. Adelphi, 11; 7. Kent St., 10; 8. (tie) Michigan St. and Pittsburgh, 9; 10. Tennessee, 8^{1/4}; 11. (tie) Murray St., New Mexico and Southern California, 8; 14. (tie) Duke and Kentucky, 7; 16. (tie) Cal Poly, Miami (Ohio), Oklahoma St. and Rutgers, 6; 20. (tie) Florida and Kansas St., 5; 22. (tie) Air Force, Arizona, Baylor, Bowling Green, Manhattan, Middle Tenn., Nebraska and Washington, 4; 30. Maryland, 3^{1/4}; 31. (tie) C.W. Post, Colgate, Michigan, Northeastern, Ohio St., Truman and West Virginia, 3; 38. (tie) Brigham Young, Columbia, Drake, Georgetown and Northwestern, 2; 43. (tie) Eastern Mich., Harvard, Illinois and Pennsylvania, 1; 47. Minnesota, 1/4.

1972: 1. Southern California, 19; 2. (tie) Bowling Green and Michigan St., 18; 4. Villanova, 13; 5. (tie) Kent St. and Nebraska, 10; 7. (tie) Adelphi, Illinois, Middle Tenn. and UTEP, 8; 11. Alabama, 7^{1/2}; 12. (tie) Cincinnati and New Mexico, 7; 14. Colorado, 6^{1/2}; 15. (tie) Colgate, Mississippi St., North Carolina, Notre Dame, Truman and West Virginia, 6; 21. (tie) Manhattan and Oregon St., 5; 23. (tie) Florida, Kansas St., Memphis, Murray St., Northwestern, Tennessee, Western Mich. and Wisconsin, 4; 31. Miami (Ohio), 3^{1/2}; 32. (tie) Michigan, Northern Ariz., Pennsylvania, Southern Conn. St., Tennessee Tech, Troy St. and Washington, 3; 39. (tie) Brigham Young, Connecticut, Eastern Mich., Georgetown, Indiana St., Kentucky and Syracuse, 2; 46. Ohio St., 1^{1/2}; 47. (tie) Fordham, Indiana, Kentucky St., Long Beach St., Minnesota and Pittsburgh, 1.

1973: 1. Manhattan, 18; 2. (tie) Kansas, Kent St. and UTEP, 12; 5. North Carolina, 10; 6. (tie) Southern California and Southern Ill., 9; 8. (tie) Michigan, Middle Tenn., Nebraska, Tennessee and Wisconsin, 8; 13. (tie) Michigan St. and Western Ky., 7; 15. (tie) Bowling Green, Colgate, Colorado, Florida, Fordham, Navy, Seton Hall, Southern U. and Villanova, 6; 24. (tie) Illinois and Pittsburgh, 5; 26. (tie) Adelphi, Boston College, Cincinnati, Florida St., Memphis, Missouri, Oklahoma St. and Washington, 4; 34. (tie) Brigham Young, Ohio St., Southern Methodist and Utah St., 3; 38. Indiana, 2^{1/2}; 39. (tie) Alabama, Arizona, Idaho St., Illinois St., Montclair St., New Mexico, Pennsylvania, Princeton and William & Mary, 2; 48. (tie) Army, Austin Peay, Catholic, Georgia Tech, Iowa, Northern Ill. and Oklahoma, 1; 55. Cal Poly, 1/2.

1974: 1. UTEP, 19; 2. Colorado, 18; 3. South Carolina, 12; 4. (tie) Oregon St. and Seton Hall, 10; 6. Illinois, 9; 7. (tie) Eastern Mich. and Florida St., 8; 9. (tie) Alabama, Kansas St., Pennsylvania, Tennessee and Villanova, 7; 14. (tie) Auburn, Brigham Young, Florida, Kent St., Louisiana Tech, Middle Tenn., Missouri, North Carolina, Penn St., Truman, Washington St., William & Mary and Wyoming, 6; 27. (tie) Adelphi, Indiana, Kansas, Michigan St. and Western Ky., 5; 32. (tie) Boston College, East Tenn. St., Manhattan, Nebraska, Oklahoma St., Pittsburgh and Texas, 4; 39. (tie) Ashland, Northeastern, Purdue, Southern California and Washington, 3; 44. (tie) Army, LSU, Michigan and Mississippi St., 2; 48. (tie) Columbia, Lamar, Navy, North Carolina St. and Ohio St., 1.

1975: 1. UTEP, 36; 2. Kansas, 17^{1/2}; 3. Villanova, 15; 4. Eastern Mich., 14; 5. (tie) Florida, Washington St. and Western Ky., 10; 8. Penn St., 9; 9. (tie) Brigham Young and Seton Hall, 8; 11. Southern Ill., 7^{1/3}; 12. (tie) Indiana and Kansas St., 7; 14. (tie) Arkansas St., Boston College, Florida St., Princeton, Utah St. and William & Mary, 6; 20. (tie) Illinois, LSU and Maryland, 5; 23. (tie) Auburn, Fordham, Idaho St., Iowa, New Mexico, N.C. Central, Northeastern, Texas, Wisconsin and Wyoming, 4; 33. (tie) Colorado, Columbia, Connecticut, Memphis, Pennsylvania, Rutgers and Wichita St., 3; 40. (tie) Arizona, Jackson St., Northern Ill. and Tennessee, 2; 44. (tie) Arkansas, Brown, C.W. Post, Catholic, Delaware St., Michigan, Michigan St. and TCU, 1; 52. Oregon St., 2^{2/3}; 53. Minnesota, 1/2.

1976: 1. UTEP, 23; 2. Villanova, 15; 3. Tennessee, 14; 4. (tie) Illinois and Washington St., 13; 6. Auburn, 12; 7. (tie) Kansas St., Long Beach St. and Western Ky., 10; 10. (tie) Arkansas St., Michigan, Mississippi St. and New Mexico, 7; 14. (tie) Harvard, Hawaii, LSU, Texas and Wisconsin, 6; 19. Penn St., 5; 20. (tie) Arizona St., Austin Peay, Boston College, Florida, Florida St., Georgia, Kansas, Pittsburgh, Princeton, Seton Hall, Virginia and Western Mich., 4; 32. (tie) Alabama, Baylor, Bucknell, East Tenn. St., Kent St., Mississippi Col., North Carolina St., Ohio St., Southern Ill., Southern U. and Utah St., 3; 43. (tie) Adelphi, Eastern Mich., Idaho St., Manhattan, Memphis, Middle Tenn., Oklahoma

and St. Joseph's (Pa.), 2; 51. (tie) Colorado, Dartmouth, Michigan St., Nebraska, North Carolina, Richmond and Virginia Tech, 1.

1977: 1. Washington St., 25^{1/2}; 2. UTEP, 25; 3. Villanova, 21; 4. Illinois, 16; 5. Kansas, 12^{1/2}; 6. (tie) Alabama, Auburn and Oklahoma, 10; 9. New Mexico, 9; 10. (tie) Howard and Nebraska, 8; 12. (tie) Adelphi, Brigham Young and Washington, 7; 15. (tie) Ball St., Houston, Long Beach St., Missouri and Southern Ill., 6; 20. North Carolina St., 5; 21. (tie) Arkansas, Arkansas St., San Jose St., Southern Conn. St., Stanford, Utah St. and Western Ky., 4; 28. (tie) Fisk, Florida St., Georgia, Maryland, Northeastern, Penn St. and West Tex. A&M, 3; 35. (tie) Army, Bucknell, UC Irvine, Columbia, Florida, Iowa, Michigan St., Middle Tenn. and Southeastern La., 2; 44. (tie) Dartmouth, Indiana, Iowa St., Jackson St., Murray St., Ohio, Purdue, Rutgers, Truman and Wisconsin, 1.

1978: 1. UTEP, 44; 2. Auburn, 38; 3. Villanova, 35; 4. Washington St., 27; 5. Alabama, 23; 6. (tie) Maryland, Michigan, Missouri and Providence, 20; 10. Brigham Young, 18; 11. (tie) Fairleigh Dickinson and UCLA, 16; 13. New Mexico, 15; 14. (tie) Dartmouth, Howard and Washington, 14; 17. (tie) Arkansas, Central Mich. and Wisconsin, 12; 20. Florida St., 11; 21. (tie) Ohio, Oklahoma and Texas A&M, 10; 24. Northeastern, 9; 25. (tie) Michigan St. and Stanford, 8; 27. Wyoming, 7; 28. (tie) East Tenn. St., Iowa, Morehead St., Penn St., Tennessee and Union (N.Y.), 6; 34. (tie) LSU and Southern Ill., 5; 36. (tie) Brown, Eastern Mich., Kansas St., Manhattan, Murray St. and Tennessee Tech, 4; 42. Houston, 3; 43. (tie) Kansas, Kent St., Middle Tenn., Nebraska, North Carolina, Purdue, Southern U., Virginia Tech and Western Mich., 2; 52. (tie) Iona, Iowa St., Lafayette and Ohio St., 1.

1979: 1. Villanova, 52; 2. UTEP, 51; 3. Auburn, 27; 4. (tie) Kansas and Tennessee, 24; 6. Maryland, 22; 7. Harvard, 16; 8. (tie) Dartmouth, Indiana, Missouri and Wisconsin, 14; 12. Texas A&M, 12^{3/5}; 13. (tie) Houston, Nebraska and Southern Ill., 12; 16. Washington, 11^{3/5}; 17. (tie) Florida, Mississippi Col. and Prairie View, 10; 20. (tie) Eastern Mich. and Middle Tenn., 9; 22. (tie) Brigham Young, Idaho, Morgan St., Murray St., Richmond, Truman, Virginia, West Virginia and Western Mich., 8; 31. (tie) Alabama, Arkansas, Baylor, Bucknell, Kent St., Memphis, Michigan, Oklahoma, Southern U. and Washington St., 6; 41. (tie) Michigan St. and Northeastern, 5; 43. (tie) Georgetown, Iona and Miami (Ohio), 4; 46. Western Ky., 3; 47. (tie) Adelphi, Bowling Green, Colorado St., LSU, New Mexico and Wheaton (Ill.), 2; 53. Arkansas St., 1^{1/5}; 54. (tie) Appalachian St., Columbia, Notre Dame, Ohio, Penn St. and St. John's (N.Y.), 1; 60. San Diego St., 3^{5/8}.

1980: 1. UTEP, 76; 2. Villanova, 42; 3. Tennessee, 38; 4. Kansas, 26^{3/4}; 5. Indiana, 25; 6. Fairleigh Dickinson, 22; 7. Texas A&M, 21^{3/4}; 8. Auburn, 15; 9. (tie) Houston and Michigan, 14; 11. LSU, 12; 12. Florida St., 11; 13. Maryland, 10^{1/2}; 14. (tie) Prairie View, Princeton, Oklahoma, Southern Methodist and Texas Southern, 10; 19. (tie) Alabama, Austin Peay, Iona, Memphis, Middle Tenn., Richmond and St. John's (N.Y.), 8; 26. Washington, 7^{1/2}; 27. Virginia Tech, 7; 28. (tie) Boston U., Colorado St., East Caro., Iowa St., Kansas St., Manhattan, Missouri and Rutgers, 6; 36. Washington St., 5; 37. (tie) Arkansas, Brown, Clemson, Georgia, Illinois St., Morgan St., Nebraska and Penn St., 4; 45. Georgetown, 3; 46. (tie) Brigham Young, Dartmouth, Illinois, Navy, New Mexico and Wyoming, 2; 52. (tie) Kentucky and New Haven, 1^{3/4}; 54. (tie) Fresno St., La.-Monroe, Michigan St., Toledo, Texas and Weber St., 1.

1981: 1. UTEP, 76; 2. Southern Methodist, 51; 3. Tennessee, 33; 4. Brigham Young, 26; 5. (tie) Houston, Seton Hall and Villanova, 20; 8. Washington St., 18; 9. Fairleigh Dickinson, 16; 10. Nebraska, 12; 11. (tie) Arkansas, LSU, Middle Tenn. and Rutgers, 11; 15. (tie) Memphis, Michigan, Mississippi Val., Navy and Purdue, 10; 20. (tie) Georgia, Kansas, Texas-Arlington and Virginia, 8; 24. (tie) Auburn, Fresno St. and Manhattan, 7; 27. (tie) Howard, Illinois, Northwood, Penn St., Texas A&M, Texas Tech and Western Mich., 6; 34. (tie) Georgetown, Indiana and Rhode Island, 5; 37. (tie) Baylor, Connecticut, Duke, East Tenn. St., Montana, Richmond and Wisconsin, 4; 44. Maryland, 3^{1/3}; 45. (tie) Bowling Green, Kansas St. and Kentucky, 3; 48. (tie) Arkansas St., Clemson, Eastern Ill., Harvard, Iowa St., Md.-East. Shore, North Carolina St. and Oklahoma, 2; 56. (tie) Florida, Long Beach St., MIT and North Carolina, 1; 60. (tie) Eastern Ky. and South Carolina, 1/3.

1982: 1. UTEP, 67; 2. Arkansas, 30; 3. Villanova, 28; 4. Southern Methodist, 24; 5. (tie) Tennessee and Washington St., 23; 7. Houston, 22; 8. Indiana, 20; 9. Mississippi Val., 18; 10. Kansas St., 16; 11. (tie) Middle Tenn. and Rhode Island, 14; 13. Richmond, 12; 14. (tie) Alabama,

Georgetown, Illinois, Iowa St., Kansas, Navy, Ohio St., Oklahoma, Oklahoma St., Southern California, Texas-Arlington and Texas A&M, 10; 26. Fairleigh Dickinson, 9; 27. (tie) Arizona St., Auburn, Michigan, Morgan St. and Murray St., 8; 32. Texas, 7; 33. (tie) Brigham Young, LSU, Md.-East. Shore and Princeton, 6; 37. Providence, 5; 38. (tie) Baylor, Clemson, Florida St. and Seton Hall, 4; 42. Wisconsin, 3; 43. (tie) Eastern Ky., Eastern Mich., Georgia, Southeast Mo. St., Virginia St. and Western Ky., 2; 49. (tie) Drake, Fresno St., Kentucky, McNeese St., Pittsburgh, Rice, Texas Tech, Southern Ill. and Western Mich., 1; 58. (tie) Penn St. and Utah, 1/2.

1983: 1. Southern Methodist, 43; 2. Villanova, 32; 3. Arkansas, 29; 4. Indiana, 27; 5. Tennessee, 26; 6. Houston, 22; 7. Washington St., 21; 8. (tie) Jackson St. and Southern California, 18; 10. UTEP, 16; 11. (tie) Iowa St. and Kansas St., 14; 13. Alabama, 12; 14. Boston U., 11; 15. (tie) Colorado, Kansas, Michigan, Oklahoma, Richmond and San Jose St., 10; 21. (tie) Abilene Christian, Arizona St., Navy and Princeton, 8; 25. George Mason, 7; 26. (tie) Army, East Tenn. St., Fresno St., Mississippi, Penn St. and Texas Tech, 6; 32. (tie) Auburn, Baylor, Hamline, Harvard, Georgia Tech and Michigan St., 4; 38. (tie) Boise St., Murray St. and New Mexico, 3; 41. (tie) Air Force, Brigham Young, Clemson, Idaho, Oklahoma St., Pittsburgh, Rutgers and Virginia St., 2; 49. (tie) Arkansas St., Connecticut, Fairleigh Dickinson, Georgetown, Notre Dame, Rhode Island, Saginaw Valley, Texas-Arlington and Toledo, 1.

1984: 1. Arkansas, 38; 4. Iowa St., 26; 3. Washington St., 28; 4. Southern Methodist, 27; 5. Boston U., 20; 6. Brigham Young, 18; 7. (tie) Oklahoma St. and UTEP, 15; 9. Southern Ill., 14; 10. New Mexico, 12; 11. Pittsburgh, 11; 12. (tie) Alabama, Eastern Mich., Georgia Tech, Indiana, Oklahoma, Southeast Mo. St. and Texas A&M, 10; 19. (tie) San Jose St. and Wisconsin, 9; 21. (tie) Abilene Christian, Air Force, Baylor, Florida St., Georgia, Houston, North Carolina St., Richmond and Tennessee, 8; 30. Georgetown, 7; 31. (tie) Augustana (S.D.), Boise St., Dartmouth, Fairleigh Dickinson, Ohio St., TCU, Texas Tech and Western Ky., 6; 39. (tie) Harvard, LSU, Michigan, Villanova, Virginia and William & Mary, 4; 45. George Mason, 3; 46. (tie) Arizona St., Iowa, Maryland, Middle Tenn., Rutgers, Syracuse and Texas Southern, 2; 53. (tie) Alcorn St., Missouri, Stanford, Texas-Arlington and Wyoming, 1.

1985: 1. Arkansas, 70; 2. Tennessee, 29; 3. Baylor, 25; 4. Southern Methodist, 23; 5. Georgetown, 20; 6. UTEP, 19; 7. Brigham Young, 18; 8. Villanova, 17; 9. (tie) Georgia Tech and San Jose St., 14; 11. Washington St., 13; 12. (tie) Oklahoma St. and Wisconsin, 11; 14. Nebraska, 10^{1/4}; 15. (tie) Eastern Mich., Indiana, Iowa St., Penn St., Rice, Southern Ill. and TCU, 10; 22. (tie) Purdue, Rhode Island, Southern California and Texas A&M, 8; 26. Boston U., 7^{1/4}; 27. (tie) Auburn, Dartmouth, Howard, Illinois, Richmond, Texas Southern and Virginia, 6; 34. (tie) Manhattan, McNeese St., Mississippi, Missouri, Ohio St., Texas-Arlington and Texas, 4; 41. Houston, 2^{1/4}; 42. (tie) Arizona St., Boston College, Harvard, Kansas St., Kentucky, Minnesota, Oklahoma and Western Mich., 2; 50. (tie) Army, Michigan, Pittsburgh and Stanford, 1; 54. Clemson, 1/4.

1986: 1. Arkansas, 49; 2. Villanova, 22; 3. (tie) Boston U. and Georgetown, 20; 5. (tie) Pittsburgh, Texas and Washington St., 18; 8. (tie) Houston and Southern Methodist, 16; 10. Tennessee, 14; 11. (tie) Auburn and Kansas St., 12; 13. (tie) Abilene Christian, Florida St., Fresno St., Kansas, LSU, Michigan, Minnesota and Oklahoma St., 10; 21. (tie) Arizona St., Georgia, Harvard, Illinois and Texas Southern, 8; 26. (tie) Baylor, Notre Dame, Rice and West Virginia, 6; 30. Manhattan, 5; 31. (tie) Alabama, Boston College, Nebraska, Southern California and Texas A&M, 4; 36. (tie) Eastern Wash. and Washington, 3; 38. UTEP, 2^{1/2}; 39. (tie) Florida, Georgia Tech, Iowa St., Maryland, Missouri, Oklahoma and TCU, 2; 46. (tie) East Caro., Illinois St., Louisiana Tech, North Carolina and Northwestern, 1; 51. Minn. St. Mankato, 1/2.

1987: 1. Arkansas, 39; 2. Southern Methodist, 31; 3. (tie) Georgetown, Indiana and McNeese St., 16; 6. (tie) Fresno St., Houston, Kansas St., Pittsburgh and Washington St., 14; 11. LSU, 12; 12. Texas, 11; 13. (tie) Alabama, La.-Monroe, San Jose St. and Villanova, 10; 17. Southern California, 9; 18. (tie) Arizona St., Baylor, Clemson, Eastern Ill., Illinois, Washington and Yale, 8; 25. Boise St., 7; 26. (tie) Harvard, Ohio St., Oklahoma, Purdue, Rice, Seton Hall, Southern Ill., Tennessee and TCU, 6; 35. (tie) Arkansas St. and Auburn, 5; 37. (tie) Appalachian St., Florida, Florida St., Illinois St., Texas Southern and Western Ky., 4; 43. North Carolina St., 3; 44. (tie) Boston U., Georgia, La.-Lafayette, Nebraska, Northwestern St. and Texas Tech, 2; 50. (tie) Iowa St., Maryland, Navy, New Hampshire, Penn St., Prairie View and Virginia Tech, 1.

1988: 1. Arkansas, 34; 2. Illinois, 29; 3. Florida, 26; 4. LSU, 24; 5. Manhattan, 17; 6. North Carolina St., 16; 7. (tie) Auburn, Baylor, Boise St. and Pittsburgh, 14; 11. Indiana, 13; 12. Oklahoma, 11; 13. (tie) Eastern Ill., Georgia Tech, Kansas St., La-Lafayette, La-Monroe and Villanova, 10; 19. (tie) Kansas and Washington St., 9; 21. (tie) Brown, Florida St., Fresno St., Idaho St., McNeese St., Nebraska, North Carolina, Northwestern St. and Ohio, 8; 30. Purdue, 7 1/2; 31. (tie) Arkansas St., Kent St., Texas Southern and UCLA, 6; 35. (tie) Colorado, Dartmouth, Georgetown, Houston, Idaho, Louisiana Tech, Texas A&M, Washington and Western Mich., 4; 44. (tie) Alabama, Illinois St., Michigan, Providence, Southern Methodist, TCU and William & Mary, 2; 51. (tie) Clemson, Southern Miss., Tennessee, Texas-Arlington, Texas, Texas St. and Virginia, 1; 58. Georgia, 1/2.

1989: 1. Arkansas, 34; 2. Florida, 31; 3. Texas A&M, 23; 4. (tie) Baylor and Kansas, 22; 6. (tie) George Mason and LSU, 20; 8. Clemson, 19; 9. Houston, 18; 10. (tie) La-Lafayette and Michigan, 16; 12. (tie) Brigham Young and Ohio St., 14; 14. Illinois, 12; 15. Texas, 11; 16. (tie) Arkansas St., Brown, Kansas St., La-Monroe, Manhattan, TCU and Virginia, 10; 23. (tie) UCLA and Washington St., 9; 25. (tie) Auburn, Mt. St. Mary's, Penn St. and Syracuse, 8; 29. (tie) Drake, Eastern Mich., Howard, Kentucky, Southern Miss. and Villanova, 6; 35. Texas St., 5; 36. (tie) California, Georgetown, Iowa St., Nebraska, North Carolina St. and Providence, 4; 42. (tie) Alabama, Kent St., Mississippi St., Northwestern St., Oklahoma, Oklahoma St. and Southern California, 2; 49. (tie) Ball St., Indiana St., Loyola (Ill.), Navy and Purdue, 1.

1990: 1. Arkansas, 44; 2. Florida, 29; 3. (tie) George Mason and Texas A&M, 26; 5. LSU, 25; 6. Brigham Young, 24; 7. Baylor, 23; 8. Iowa St., 20; 9. Houston, 18; 10. UTEP, 15; 11. Penn St., 14; 12. Indiana, 12; 13. Washington St., 11; 14. (tie) Kentucky, Northwestern St., Rice, Tennessee and Villanova, 10; 19. Eastern Mich., 9; 20. (tie) Arizona St., Kansas and Mississippi St., 8; 23. Clemson, 7; 24. (tie) Alabama, Cornell, East Caro., Mississippi, New Mexico, Ohio St., Texas-Arlington, Texas St. and UCLA, 6; 33. Fresno St., 5; 34. (tie) Colorado, Georgetown, Indiana St., Loyola (Ill.), Montana St., Purdue, South Carolina, Texas and Utah St., 4; 43. (tie) Drake and Southern Methodist, 3; 45. (tie) California, Dartmouth, Notre Dame, Washington and West Virginia, 2; 50. (tie) Arkansas St., Boise St., Illinois St., Iona, La-Monroe, North Carolina St., Pittsburgh and TCU, 1.

1991: 1. Arkansas, 34; 2. Georgetown, 27; 3. Washington St., 26; 4. Iowa St., 23; 5. (tie) George Mason and Indiana, 20; 7. Baylor, 17; 8. Brigham Young, 16; 9. (tie) Eastern Mich. and Mississippi, 14; 11. (tie) Indiana St., Michigan and Southern Methodist, 12; 14. Texas A&M, 11; 15. (tie) Boise St., Florida, Kansas, North Carolina St., Rice, Texas and UCLA, 10; 22. Pittsburgh, 9; 23. (tie) Auburn, La-Monroe, Mt. St. Mary's, Notre Dame, Oklahoma, Oregon, Penn St. and TCU, 8; 31. Tennessee, 7; 32. (tie) East Caro., Eastern Ill., Kansas St., Montana St., Texas Tech, Villanova and Virginia, 6; 39. (tie) Arizona St. and LSU, 5; 41. (tie) Navy, North Carolina and Washington, 4; 44. (tie) Arizona, Clemson, Murray St., Nebraska, Princeton, Syracuse and West Virginia, 2; 51. (tie) Georgia Tech, Illinois, Middle Tenn., Mississippi, Northern Ariz., Rhode Island, Southern Ill., UTEP, Wisconsin and Yale, 1.

1992: 1. Arkansas, 53; 2. Clemson, 46; 3. Florida, 38; 4. UTEP, 25; 5. (tie) Georgetown and LSU, 24; 7. North Carolina, 21; 8. Baylor, 20; 9. Iowa St., 19; 10. (tie) Indiana and Ohio St., 16; 12. Providence, 14; 13. Nebraska, 13 1/2; 14. Texas, 12; 15. Washington St., 11; 16. George Mason, 10; 17. Arizona St., 9 1/2; 18. (tie) Arizona, Southern Ill. and Wichita St., 8; 21. Fresno St., 7; 22. (tie) Alabama St., Florida St., Georgia Tech, Iowa, Northeastern, Southern Methodist, West Virginia and Western Ky., 6; 30. (tie) California, Dartmouth, Illinois, James Madison, La-Monroe and Princeton, 4; 36. (tie) Eastern Mich., Georgia, Michigan St., Middle Tenn., Oklahoma and Tennessee, 2; 42. (tie) Colorado, Eastern Ill., La-Lafayette, Navy, Nevada, North Carolina St., Northern Ariz. and Seton Hall, 1; 50. (tie) Arkansas St. and Michigan, 1/2.

1993: 1. Arkansas, 66; 2. Clemson, 30; 3. Tennessee, 25; 4. UTEP, 22; 5. Ohio St., 20; 6. Minnesota, 18; 7. Georgia Tech, 17; 8. Kansas St., 16; 9. (tie) Eastern Mich., Florida and North Carolina, 14; 12. LSU, 13; 13. (tie) Iowa St. and Rice, 12; 15. (tie) Georgetown, Georgia, Illinois, Indiana, Montana and Nebraska, 10; 21. (tie) Arizona St., Middle Tenn. and North Carolina St., 9; 24. (tie) Auburn, Colgate, Providence, South Carolina and Southern Methodist, 8; 29. UCLA, 7; 30. (tie) Baylor, George Mason, Northwestern St., Southern Ill., Texas and Texas A&M, 6; 36. (tie) Alabama and Villanova, 5; 38. (tie) Iowa, Oklahoma and Stanford, 4; 41. (tie) Fresno St., Mississippi, Navy and Seton Hall, 2; 45.

(tie) Brigham Young, Kentucky and Miami (Ohio), 1.

1994: 1. Arkansas, 94; 2. Tennessee, 40; 3. UTEP, 36; 4. UCLA, 25; 5. Rice, 24; 6. (tie) Georgetown and Georgia, 21; 8. Ohio St., 19; 9. (tie) Baylor and Kentucky, 17; 11. Eastern Mich., 16; 12. Washington St., 15; 13. (tie) Fresno St., Iowa St., Providence and Southern Methodist, 14; 17. (tie) Illinois and Michigan, 12; 19. (tie) George Mason, Mississippi, South Carolina and Texas A&M, 10; 23. Colorado, 9; 24. (tie) Arizona St., Clemson, Florida St., Georgia Tech, Nebraska and Seton Hall, 8; 30. (tie) Alabama, Florida and Middle Tenn., 7; 33. (tie) Indiana and Texas, 6; 35. (tie) Arizona, East Tenn. St., Indiana St., La-Lafayette and Princeton, 5; 40. (tie) Army, Bowling Green, California and Kansas, 4; 44. (tie) Manhattan, Minnesota, Penn St., St. John's (N.Y.) and Wisconsin, 3; 49. (tie) Boston U., Michigan St., West Virginia and Western Mich., 2; 53. (tie) Brigham Young, LSU, Oklahoma, Stanford and Texas Tech, 1.

1995: 1. Arkansas, 59; 2. (tie) George Mason and Tennessee, 26; 4. (tie) Illinois and Michigan, 25; 6. Georgia, 24; 7. (tie) Baylor, Rice and UCLA, 22; 10. California, 20; 11. (tie) Clemson, Nebraska and North Carolina, 19; 14. (tie) LSU and UTEP, 16; 16. Georgetown, 15; 17. (tie) Eastern Mich. and Kentucky, 14; 19. Alabama, 13; 20. Wisconsin, 12; 21. (tie) Colorado, DePaul, Florida St., Manhattan, Providence and Villanova, 10; 27. Seton Hall, 9; 28. (tie) Fresno St. and Indiana, 8 1/2; 30. (tie) Southern Methodist, Stanford and TCU, 8; 33. Iowa St., 7; 34. (tie) Kansas, La-Lafayette, Ohio St. and Texas A&M, 6; 38. Houston, 5; 39. (tie) Georgia Tech, Miami (Fla.), William & Mary and Wyoming, 4; 43. (tie) Boston College, Florida, Michigan St., Oklahoma, Oklahoma St., Stephen F. Austin and West Virginia, 3; 50. (tie) Auburn, Harvard, Notre Dame, Oral Roberts and Western Mich., 2; 55. (tie) Illinois St., Minnesota and Texas, 1.

1996: 1. George Mason, 39; 2. Nebraska, 31 1/2; 3. Arkansas, 29; 4. Houston, 24 1/2; 5. (tie) Baylor and UTEP, 24; 7. (tie) Kentucky and Oklahoma, 22; 9. (tie) LSU and UCLA, 20 1/2; 11. (tie) Tennessee and Wichita St., 18; 13. Wisconsin, 17; 14. (tie) Alabama and Texas, 14; 16. La-Lafayette, 13 1/2; 17. Boston College, 13; 18. (tie) UMBC, North Carolina, Oklahoma St. and Texas A&M, 12; 22. (tie) McNeese St. and Wyoming, 10; 24. (tie) Arizona, Auburn, Georgetown, Ohio St. and Rice, 9; 29. Stephen F. Austin, 8 1/2; 30. (tie) Florida, Iowa St., Kansas St. and Michigan, 8; 34. Northern Ariz., 7; 35. (tie) Indiana and Western Mich., 6; 37. Northwestern St., 5 1/2; 38. (tie) Air Force, Eastern Mich., La-Monroe, Miami (Fla.), South Carolina and TCU, 5; 44. (tie) Arizona St., Georgia, Georgia Tech, Illinois, Indiana St., Michigan St. and Northern Iowa, 4; 51. (tie) Colorado St., Princeton and Texas-Arlington, 3; 54. Fresno St., 2 1/2; 55. (tie) Illinois St., Middle Tenn. and Texas St., 2; 58. Providence, 1; 59. (tie) Minnesota and Purdue, 1/2.

1997: 1. Arkansas, 59; 2. Auburn, 27; 3. (tie) Georgia Tech, Iowa St. and Oklahoma, 25; 6. George Mason, 24; 7. South Carolina, 21; 8. Boston College, 18; 9. UCLA, 17; 10. (tie) LSU, Minnesota and Tennessee, 16; 13. (tie) Michigan and North Carolina, 15; 15. (tie) Eastern Mich., Texas and Washington St., 13; 18. Nebraska, 12; 19. (tie) Baylor, Colorado and UTEP, 11; 22. Kentucky, 10 1/2; 23. Long Beach St., 10; 24. Stanford, 9; 25. (tie) Clemson, Georgetown, Houston, Illinois St., Iowa, Louisiana Tech, Ohio St. and TCU, 8; 33. Seton Hall, 7; 34. (tie) Florida, Harvard, Rutgers, Texas-Arlington and Texas Tech, 6; 39. (tie) Alabama, Boston U., Oklahoma St. and Tulane, 5; 43. (tie) Illinois, Indiana, Kansas St., Michigan St., Northern Ariz., Northwestern St., Providence and Washington, 4; 51. (tie) Air Force, Idaho St., UMBC, Miami (Fla.), Notre Dame and Wis.-Milwaukee, 3; 57. Wisconsin, 2 1/2; 58. (tie) Bowling Green, California, Idaho, La-Lafayette, Villanova and Wichita St., 2; 64. (tie) Navy, Rice and St. John's (N.Y.), 1.

1998: 1. Arkansas, 56; 2. Stanford, 36 1/2; 3. (tie) Clemson and Washington St., 26; 5. Southern Methodist, 23; 6. Michigan, 20; 7. (tie) Baylor, Florida, Georgia Tech and South Carolina, 18; 11. Iowa, 17; 12. UCLA, 16 1/2; 13. Washington, 16; 14. (tie) Minnesota, Nebraska and North Carolina, 15; 17. Illinois, 14; 18. Arizona, 13; 19. (tie) Colorado, LSU, Miami (Fla.) and Texas A&M, 10; 23. Wisconsin, 9; 24. (tie) Colorado St., Dartmouth, George Mason, Idaho, Kansas, Missouri and Texas, 8; 31. (tie) Eastern Mich., Northwestern St. and TCU, 7; 34. (tie) Auburn, Brown, Houston, Indiana St., Oregon and Texas-Arlington, 6; 40. (tie) Brigham Young, Cal St. Northridge, Kent St., Purdue and Villanova, 5; 45. (tie) Boston U., Central Mich., Long Beach St., Mt. St. Mary's, Oklahoma, Penn St. and UTEP, 4; 52. (tie) Coppin St., Fresno St., Georgetown, Iowa St. and Rice, 3; 57. (tie) Manhattan, Texas Tech and William & Mary, 2; 60. (tie) James Madison, Kentucky, Michigan St., Notre Dame, Portland and Wyoming, 1.

1999: 1. Arkansas, 65; 2. Stanford, 42 1/2; 3. Clemson, 28; 4. South Carolina, 27; 5. Texas, 25; 6. Southern Methodist, 24; 7. (tie) Florida, George Mason and Ohio St., 22; 10. Washington St., 21; 11. Arizona St., 20; 12. Illinois St., 19; 13. UCLA, 17; 14. Oklahoma, 16; 15. (tie) Auburn and Tennessee, 15; 17. Eastern Mich., 14; 18. (tie) Idaho and Indiana St., 13; 20. Missouri, 10; 21. (tie) Arizona, Baylor, Iowa St. and Wyoming, 9; 25. (tie) Brown, Colorado St., Southern U. and William & Mary, 8; 29. Purdue, 7; 30. (tie) Brigham Young, Georgetown and TCU, 6; 33. Notre Dame, 5 1/2; 34. (tie) Alabama, Houston, La-Monroe, Mississippi and Wisconsin, 5; 39. Fresno St., 4 1/2; 40. (tie) Illinois, Kansas, Penn St. and Syracuse, 4; 44. (tie) Louisiana Tech and Nebraska, 3; 46. Long Beach St., 2 1/2; 47. (tie) Colorado, Jacksonville, James Madison, Kent St., Michigan, Middle Tenn., Oregon, Utah St. and Weber St., 2; 56. (tie) Michigan St. and Oklahoma St., 1; 58. (tie) Northern Iowa and Oral Roberts, 1/2.

2000: 1. Arkansas, 69 1/2; 2. Stanford, 52; 3. Southern Methodist, 38; 4. TCU, 34; 5. (tie) Alabama and Florida, 29; 7. LSU, 28; 8. (tie) South Ala. and South Carolina, 20; 10. (tie) Arizona St. and Clemson, 16; 12. UCLA, 15; 13. Tennessee, 14; 14. Texas, 13; 15. (tie) Baylor and Missouri, 10; 17. (tie) Auburn and George Mason, 9; 19. (tie) Idaho, Indiana St., Ohio St. and Oklahoma, 8; 23. Northern Iowa, 7; 24. (tie) East Caro., Eastern Mich., Iowa, Nebraska, Northwestern St., Virginia Tech, Washington, Weber St., William & Mary and Wyoming, 6; 34. (tie) Brigham Young, Brown, Connecticut, Illinois St., Indiana, North Carolina St. and Texas A&M, 5; 41. (tie) Georgia, Kent St., Michigan, Seton Hall, Tulsa and Washington St., 4; 47. (tie) Idaho St., Illinois, Iowa St., Kansas, Notre Dame, Utah St. and Wisconsin, 3; 54. Houston, 2 1/2; 55. (tie) Central Mich., Colorado and Purdue, 2; 58. (tie) Arizona, Drake, Manhattan, Prairie View and Texas Tech, 1.

2001: 1. LSU, 34; 2. TCU, 33; 3. Arkansas, 32; 4. Alabama, 31; 5. Stanford, 28 1/2; 6. Southern Methodist, 27; 7. Florida, 26; 8. Kansas, 20; 9. Tennessee, 19; 10. Mississippi, 18; 11. (tie) George Mason and Washington, 16; 13. Arizona, 15; 14. (tie) Baylor and Texas, 14; 16. (tie) South Carolina and Weber St., 13; 18. Georgia, 12; 19. Texas A&M, 11; 20. (tie) Clemson, Colorado St., Georgetown, Indiana St., Northern Iowa and Villanova, 10; 26. (tie) Florida St. and Nebraska, 9; 28. (tie) Idaho, Kentucky, Ohio St., Purdue, Stephen F. Austin, William & Mary and Wisconsin, 8; 35. (tie) Auburn, James Madison and Rice, 7; 38. (tie) Brigham Young, Minnesota, Oklahoma, Providence and Wyoming, 6; 43. Illinois St., 5; 44. (tie) Indiana, Kansas St., Liberty, UTEP and Utah St., 4; 49. (tie) Fairleigh Dickinson, Idaho St., Manhattan and Middle Tenn., 3; 53. Kent St., 2; 54. Norfolk St., 1 1/2; 55. (tie) Akron, Illinois, Michigan St., Morgan St., Oklahoma State and UCLA, 1.

2002: 1. Tennessee, 62 1/2; 2. Alabama, 47; 3. LSU, 44; 4. Arkansas, 39; 5. Villanova, 20; 6. South Carolina, 17 1/2; 7. Clemson, 17; 8. Kansas, 16; 9. (tie) Mississippi St. and Oregon, 15; 11. Colorado, 14; 12. (tie) North Carolina and Northern Iowa, 13; 14. Nebraska, 11 1/2; 15. (tie) Baylor, Brigham Young, Illinois St., Missouri, Princeton and UTEP, 10; 21. (tie) Notre Dame and Weber St., 9; 23. (tie) Auburn, Idaho, Kentucky, Manhattan, Michigan St., Minnesota, Oklahoma, Southern Methodist, Texas, Texas A&M and Wisconsin, 8; 34. Florida, 7 1/2; 35. (tie) DePaul, Mississippi, Purdue, Rice, Stanford and Washington St., 6; 41. Georgia, 5 1/2; 42. (tie) Indiana and TCU, 5; 44. Penn St., 4 1/2; 45. (tie) East Caro., James Madison, Kansas St., Monmouth and Texas Tech, 4; 50. Florida St., 3 1/2; 51. (tie) Arizona St., Middle Tenn. and Southern Ill., 3; 54. (tie) Colorado St., Dartmouth, Georgia Tech, Pennsylvania, Southwest Mo. St., Wichita St. and Wyoming, 2; 61. (tie) Connecticut, Georgetown and Iowa, 1; 64. Stephen F. Austin, 1/2.

2003: 1. Arkansas, 54; 2. Auburn, 30; 3. LSU, 25; 4. South Carolina, 24; 5. (tie) Tennessee and Villanova, 23; 7. Minnesota, 21; 8. Indiana, 20; 9. (tie) Mississippi St., Nebraska, Stanford and Texas, 18; 13. (tie) Michigan and TCU, 16; 15. (tie) Ohio St. and Southern California, 15; 17. (tie) Eastern Mich., Florida and Purdue, 12; 20. Seton Hall, 11; 21. (tie) Kansas, Manhattan, Missouri, North Carolina, Southern U. and Washington, 10; 27. Brigham Young, 9; 28. (tie) Clemson, Colorado St., Kentucky and UCLA, 8; 32. (tie) North Carolina St. and Texas A&M, 7; 34. (tie) Alabama, Mississippi, Notre Dame, Oregon, Pennsylvania and Southern Methodist, 6; 40. (tie) Cal St. Fullerton, Georgia, Iona and Washington St., 5; 44. (tie) Arizona St., Houston, Kansas St., Texas Tech and Wisconsin, 4; 49. (tie) Arizona, Florida St., Middle Tenn., Texas St. and Weber St., 3; 54. (tie) Akron, Baylor, Idaho, Montana St., Northeastern, Oklahoma St. and UTEP, 2; 61. American, 1.

Indoor Track

DIVISION II



2003 Championships

Edited by: Scott Deitch

Highlights

Wildcats Win Again: Abilene Christian's varied attack withstood a challenge from Western State's crew of distance runners to allow the Wildcats to repeat as champion March 14-15 in Boston.

The Wildcats scored 58 points, stretched over five of the meet's 13 events, to edge Western State by four points. Bernard Manirakiza was the Wildcats' only event winner, edging Central Missouri State's Leif Kennedy by 45-hundredths of a second in the 800-meter run.

Abilene Christian had two scorers in each of three events. Nic Alexander was second and Christie VanWyk was fourth in the 60-meter dash. In the triple jump, Yevgen Pashchenko was second and Ben Washington was third. Shai Shalev placed third and Manuel Brandeborn came in fourth in the shot put.

Western State scored all its points in two events – the mile and 5,000-meter runs. Scott Nagelkerke won the 5,000 and finished second to teammate Will Banks in the mile. The Mountaineers swept the top six places in the 5,000.

Ivan Varbanov of Central Missouri State was the meet's lone double winner, claiming the high and triple jumps. Jason Smoots of North Carolina Central won the short sprint event (55 meters in 2001, 60 meters in 2002 and 2003) for the third consecutive year, and set the only meet record with a mark of 6.55 seconds.

For more, see the March 31, 2003, issue of The NCAA News at www.ncaa.org on the World Wide Web.

TEAM STANDINGS

1. Abilene Christian..... 58	North Dakota St..... 11	27. Cal St. Stanislaus..... 5
2. Western St..... 54	Tex. A&M-Kingsville 11	Findlay..... 5
3. Cal St. Bakersfield..... 34	16. Minn. St. Moorhead 10	North Fla. 5
4. Central Mo. St. 33	N.C. Central 10	30. Chadron St. 4
5. St. Augustine's 32	18. South Dakota St..... 9	Virginia St. 4
6. Ashland..... 28	19. Lewis 8	32. East Stroudsburg..... 3
7. Lincoln (Mo.)..... 26	Minn. St. Mankato 8	Livingstone 3
8. Adams St. 25	Mo.-Rolla 8	Pittsburg St. 3
9. South Dakota 16	22. Mass.-Lowell..... 7	Southern Conn. St. 3
10. Kutztown..... 14	Neb.-Kearney 7	
NYIT..... 14	Wheeling Jesuit 7	36. Northwest Mo. St. 2
12. Mo. Southern St. 13	25. Fort Hays St. 6 1/2	Saginaw Valley 2
13. Indianapolis..... 11	26. Northwood 6	38. Slippery Rock 1 1/2



Photo by Rich Baillie/NCAA Photos

Joseph Brown (67) gave Lincoln (Missouri) the lead at the end of the first leg of the 1,600-meter relay, and his teammates made the advantage stand up for the victory.

INDIVIDUAL RESULTS

60-meter dash: 1. Jason Smoots, N.C. Central, 6.55; 2. Nic Alexander, Abilene Christian, 6.57; 3. Lerone Clarke, Lincoln (Mo.), 6.75; 4. Christie VanWyk, Abilene Christian, 6.79; 5. Dwight Anderson, South Dakota, 6.81; 6. Jordan Vaden, Livingstone, 6.85; 7. Jody Stewart, Ashland, 6.86; 8. Mike Appelhans, Fort Hays St., 6.87.

400-meter dash: 1. Wilan Louis, St. Augustine's, 47.67; 2. Michael Eisenhart, Kutztown, 47.76; 3. Josh Weber, Northwood, 48.06; 4. Orville Taylor, NYIT, 48.10; 5. Bryan Stenquist, Mass.-Lowell, 48.19; 6. Reginald Cross, Indianapolis, 48.24; 7. Delt Cockrell, Abilene Christian, 48.27; 8. Bruno Wavelet, NYIT, 48.28.

800-meter run: 1. Bernard Manirakiza, Abilene Christian, 1:51.52; 2. Leif Kennedy, Central Mo. St., 1:51.97; 3. Aaron Davis, Adams St., 1:52.06; 4. Nate Iler, Ashland, 1:52.16; 5. Eric Weaver, Adams St.,

1:52.36; 6. Shane Roder, South Dakota, 1:52.94; 7. Jon Orloff, Minn. St. Mankato, 1:53.18; 8. Damien Sobers, NYIT, 1:53.20.

Mile run: 1. Will Banks, Western St., 4:04.01; 2. Scott Nagelkerke, Western St., 4:04.23; 3. Nick Cordes, Ashland, 4:04.50; 4. Jerry Reckart, North Fla., 4:05.21; 5. Brad Lowery, South Dakota St., 4:05.33; 6. Bernard Manirakiza, Abilene Christian, 4:05.44; 7. Matt Pearson, South Dakota St., 4:07.22; 8. Kevin Alliette, Mass.-Lowell, 4:12.26.

5,000-meter run: 1. Scott Nagelkerke, Western St., 14:06.22; 2. Josh Eberly, Western St., 14:06.25; 3. Paul McRae, Western St., 14:08.60; 4. Phillip McPherson, Western St., 14:13.92; 5. Rubin McRae, Western St., 14:16.83; 6. Will Banks, Western St., 14:20.26; 7. Greg Darbyshire, South Dakota St., 14:22.64; 8. Matt Levassieur, Adams St., 14:27.44.

60-meter high hurdles: 1. Ricardo Moody, Adams St., 7.80; 2. Anwar Moore, St. Augustine's, 7.83; 3. Unyime Akpan, St. Augustine's, 7.92; 4. Ben Clark, Tex. A&M-Kingsville, 7.97; 5. Derrick Blount, Virginia St., 7.99; 6. Tim Reetz, Adams St., 8.02; 7. Tarmo Jallai, Tex. A&M-Kingsville, 8.06; 8. David Hegland, South Dakota St., 8.15.

1,600-meter relay: 1. Lincoln (Mo.) (Joseph Brown, Fabian Felix, Keyshawn Ligrand, Adrian Robinson), 3:12.22; 2. St. Augustine's, 3:12.54; 3. North Dakota St., 3:12.96; 4. Findlay, 3:13.84; 5. NYIT, 3:15.10; 6. Abilene Christian, 3:15.35; 7. Mass.-Lowell, 3:18.39; 8. Southern Conn. St., 4:15.40.

High jump: 1. Ivan Varbanov, Central Mo. St., 2.14 (7-0 1/4); 2. (tie) Adrian O'Dell, Ashland, and Hong Yong Bi, Wheeling Jesuit, 2.11 (6-11); 4. Derek Bailey, Neb.-Kearney, 2.11 (6-11); 5. Derrick Murphy, Chadron St., 2.08 (6-9 3/4); 6. Mike Newhard, East Stroudsburg, 2.08 (6-9 3/4); 7. Mario Guerrero, Saginaw Valley, 2.03 (6-8); 8. Paul Brozik, South Dakota, 2.03 (6-8).

Pole vault: 1. Seth Istringhausen, Mo. Southern St., 5.10 (16-8³/₄); 2. J.R. Skola, Mo.-Rolla, 5.00 (16-4³/₄); 3. Andrew Petersen, Minn. St. Mankato, 4.90 (16-0³/₄); 4. Sam Pribyl, South Dakota, 4.90 (16-0³/₄); 5. Mark Zilch, Lewis, 4.80 (15-9); 6. Kyle Rutledge, Mo. Southern St., 4.80 (15-9); 7. (tie) Nick Wilpula, Slippery Rock, and Chad Burks, Fort Hays St., 4.55 (14-11).

Long jump: 1. Kevin Bartlett, Lincoln (Mo.), 7.71 (25-3¹/₂); 2. Joey Brightbill, Ashland, 7.24 (23-9); 3. Justin Collins, Kutztown, 7.24 (23-9); 4. Justin Lockhart, North Dakota St., 7.22 (23-8¹/₄); 5. Mike Bragg, Tex. A&M-Kingsville, 7.15 (23-5¹/₂); 6. Paul Brozik, South Dakota, 7.14 (23-5¹/₄); 7. Tarrant Fuller, Abilene Christian, 7.01 (23-0); 8. Brysen Mustain, Adams St., 6.97 (22-10¹/₂).

Triple jump: 1. Ivan Varbanov, Central Mo. St., 15.59 (51-1³/₄); 2. Yevgen Pashchenko, Abilene Christian, 15.53 (50-11¹/₂); 3. Ben Washington, Abilene Christian, 15.33 (50-3¹/₂); 4. Stephen Chambers, Central Mo. St., 14.99 (49-2¹/₄); 5. Marquise Brown, Lewis, 14.88 (48-10); 6. Lloyd Brown, NYIT, 14.69 (48-2¹/₂); 7. Eric Pierce, Southern Conn. St., 14.65 (48-0³/₄); 8. Jamaica Rector, Northwest Mo. St., 14.64 (48-0¹/₂).

Shot put: 1. Tony Thompson, Cal St. Bakersfield, 18.33 (60-1³/₄); 2. Chris Figures, Cal St. Bakersfield, 17.47 (57-3³/₄); 3. Shai Shalev, Abilene Christian, 17.30 (56-9¹/₄); 4. Manuel Brandeborn, Abilene Christian, 16.80 (55-1¹/₂); 5. Cole Sprague, Cal St. Stanislaus, 16.79

(55-1); 6. Dusty Terflinger, Pittsburg St., 16.44 (53-1¹/₄); 7. Lance Pfeiffer, Neb.-Kearney, 16.33 (53-7); 8. Daniel McKim, Northwest Mo. St., 16.25 (53-3³/₄).

35-pound weight throw: 1. Chris Nulle, Minn. St. Moorhead, 19.37 (63-6³/₄); 2. Damieon Smith, Indianapolis, 18.94 (62-1³/₄); 3. Chris Figures, Cal St. Bakersfield, 18.44 (60-6); 4. Arnaldo Cueto, Cal St. Bakersfield, 18.32 (60-1¹/₄); 5. Kyle Herl, Fort Hays St., 18.25 (59-10¹/₂); 6. Tony Thompson, Cal St. Bakersfield, 18.24 (59-10¹/₄); 7. Michael Prestridge, Cal St. Bakersfield, 18.11 (59-5); 8. Cole Sprague, Cal St. Stanislaus, 17.68 (58-0¹/₄).

History

Team Results

Year	Champion	Coach	Points	Runner-Up	Points	Host or Site
1985	Southeast Mo. St.	Joey Haines	80	St. Augustine's	48	North Dakota St.
1987	St. Augustine's	George Williams	74	Mt. St. Mary's	38	North Dakota St. South Dakota
1988	Abilene Christian	Don Hood	62			
	St. Augustine's	George Williams	62			
1989	St. Augustine's	George Williams	94	Minn. St. Mankato	31	South Dakota
1990	St. Augustine's	George Williams	70	Abilene Christian	46	South Dakota
1991	St. Augustine's	George Williams	98	Southeast Mo. St.	36	South Dakota
1992	St. Augustine's	George Williams	81	Abilene Christian	24	Saginaw Valley
				Norfolk St.	24	
1993	Abilene Christian	Wes Kittley	69	St. Augustine's	61	South Dakota
1994	Abilene Christian	Wes Kittley	101	St. Augustine's	44	North Dakota St.
1995	St. Augustine's	George Williams	90 ³ / ₄	Abilene Christian	84 ³ / ₄	Indianapolis
1996	Abilene Christian	Wes Kittley	86 ⁵ / ₆	St. Augustine's	46 ¹ / ₃	Indianapolis
1997	Abilene Christian	Wes Kittley	132	St. Augustine's	43	Indianapolis
1998	Abilene Christian	Wes Kittley	85	St. Augustine's	59	Indianapolis
1999	Abilene Christian	Wes Kittley	85	St. Augustine's	50	Indianapolis
2000	Abilene Christian	Jon Murray	80	St. Augustine's	77	Boston
2001	St. Augustine's	George Williams	74	NYIT	48	Boston
2002	Abilene Christian	Jon Murray	74	St. Augustine's	44	Boston
				Western St.	44	
2003	Abilene Christian	Jon Murray	58	Western St.	54	Boston

TEAM CHAMPIONSHIPS

(Note: Totals include co-championships.)

Abilene Christian 10, St. Augustine's 8, Southeast Mo. St. 1.

INDIVIDUAL CHAMPIONSHIPS

(Note: Totals include co-championships. Relays count one for each event.)

St. Augustine's 45, Abilene Christian 44, NYIT 12, Ashland 8, Central Mo. St. 7, Lewis 6, Southeast Mo. St. 6, Western St. 6, Cal St. L.A. 5, Lincoln (Mo.) 5, Mt. St. Mary's 5, Southern Conn. St. 5, Adams St. 4, Augustana (S.D.) 4, Morehouse 4, South Dakota 4, C.W. Post 3, Minn. St. Mankato 3, N.C. Central 3, North Dakota 3, North Dakota St. 3, Tex. A&M-Kingsville 3, Angelo St. 2, Fort Hays St. 2, Hampton 2, Mo. Southern St. 2, Pittsburg St. 2, South Dakota St. 2, Binghamton, Cal Poly, UC Davis, UC Riverside, Cal St. Bakersfield, Central Okla., Chadron St., Edinboro, Ferris St., Grand Valley St., Indianapolis, Kutztown, Minn. Duluth, Minn. St. Moorhead, Morningside, Norfolk St., Northern Colo., Northwest Mo. St., Saginaw Valley, St. Cloud St., Seattle Pacific, Shippensburg, Southern Ind., Wayne St. (Neb.), Wheeling Jesuit, 1 each.

Championships Records

(Note: Teams winning relays are credited with one individual championship; relay championships do not count as individual titles for relay-team members.)

55-METER DASH

6.06—Frederick Johnson, Hampton, 3-16-85.

60-METER DASH

6.55—Jason Smoots, N.C. Central, 3-15-2003.

400-METER DASH

46.13—Jerome Young, St. Augustine's, 3-14-98.

800-METER RUN

1:47.78—Savieri Ngidhi, Abilene Christian, 3-11-95.

1,500-METER RUN

3:44.65—Savieri Ngidhi, Abilene Christian, 3-11-95.

MILE RUN

4:00.34—John Kemboi, Abilene Christian, 3-10-2001.

5,000-METER RUN

13:44.27—Michael Aish, Western St., 3-10-2001.

55-METER HIGH HURDLES

7.12—Deworski Odum, St. Augustine's, 3-10-2000 (preliminaries).

60-METER HIGH HURDLES

7.79—Anwar Moore, St. Augustine's, 3-14-2003 (preliminaries).

1,600-METER RELAY

3:08.21—St. Augustine's (Ryan Hayden, Elgin Gordon, Otis Scott, Marlin Cannon), 3-11-95.

FIELD EVENTS

HIGH JUMP

2.25 (7-4¹/₂)—Terrance Woods, Abilene Christian, 3-9-2002.

POLE VAULT

5.51 (18-1)—Matt Hickl, Tex. A&M-Kingsville, 3-6-99.

LONG JUMP

7.95 (26-1)—Terrell Carpenter, St. Augustine's, 3-10-89.

TRIPLE JUMP

16.45 (53-11³/₄)—Tim Rusan, St. Augustine's, 3-10-2001.

SHOT PUT

19.37 (63-6³/₄)—Andy Richardson, Indianapolis, 3-14-98.

35-POUND WEIGHT THROW

20.21 (66-3³/₄)—Dan Bourque, Southern Conn. St., 3-13-98.

MISCELLANEOUS**INDIVIDUAL CHAMPIONS, YEAR**

- 7—Abilene Christian, 1997.
6—St. Augustine's, 1991.

INDIVIDUAL TITLES, YEAR

- 2—Peter Rono, Mt. St. Mary's, 1988 (800-meter run, 1,500-meter run); Savieri Ngidhi, Abilene Christian, 1994-95 (800-meter run, 1,500-meter run); Glenn Griffin, Abilene Christian, 1997 (shot put, 35-pound weight throw); Musa Gwanzura, Abilene Christian, 1998 (800-meter run, mile run); Deworski Odom, St. Augustine's, 1999 (55-meter dash, 55-meter high hurdles); John Kemboi, Abilene Christian, 2001-02 (800-meter run, mile run); Tim Rusan, St. Augustine's, 2001 (long jump, triple jump); Terrance Woods, Abilene Christian, 2002 (triple jump, high jump); Ivan Varbanov, Central Mo. St., 2003 (high jump, triple jump).

INDIVIDUAL TITLES, CAREER

- 4—Savieri Ngidhi, Abilene Christian (800-meter run 1994-95, 1,500-meter run 1994-95); Deworski Odom, St. Augustine's (55-meter dash 1999, 55-meter high hurdles 1998-99-2000); Michael Aish, Western St. (5,000-meter run 1999-2000-01-02); Terrance Woods, Abilene Christian (high jump 2000-02, triple jump 1999-2002); John Kemboi, Abilene Christian (800-meter run 2001-02, mile run 2001-02).
3—Keith Holley, St. Augustine's (triple jump 1991-92-93); Sean Robbins, Ashland (long jump 1993-94-96); Musa Gwanzura, Abilene Christian (800-meter run 1997-98, mile run 1998); Tim Rusan, St. Augustine's (long jump 2001, triple jump 2000-01); Jason Smoots, N.C. Central (55-meter dash 2001, 60-meter dash 2002-03).

REPEAT CHAMPIONS

- 4—Michael Aish, Western St. (5,000-meter run 1999-2000-01-02).
3—Keith Holley, St. Augustine's (triple jump 1991-92-93); Sean Robbins, Ashland (long jump 1993-94-96); Deworski Odom, St. Augustine's (55-meter high hurdles 1998-99-2000); Jason Smoots, N.C. Central (55-meter dash 2001, 60-meter dash 2002-03).

Individual Champions**60-METER DASH**

- 2002 Jason Smoots, N.C. Central, 6.66
2003 Jason Smoots, N.C. Central, 6.55

400-METER DASH

- 1985 Jeff Gross, Augustana (S.D.), 47.66
1987 Tyrone Harrell, St. Augustine's, 47.61
1988 Ian Morris, Abilene Christian, 47.02
1989 Howard Burnett, NYIT, 47.54
1990 Howard Burnett, NYIT, 47.17
1991 Antonio Pettigrew, St. Augustine's, 47.43
1992 Antonio Pettigrew, St. Augustine's, 47.02
1993 Robert Guy, Abilene Christian, 47.90
1994 Lenval Laird, NYIT, 47.20
1995 Ryan Hayden, St. Augustine's, 46.17
1996 Lenval Laird, NYIT, 47.47
1997 Kempa Busby, Abilene Christian, 47.07
1998 Jerome Young, St. Augustine's, 46.13
1999 Jason Prann, Abilene Christian, 47.87
2000 Paston Coke, NYIT, 47.18
2001 Orville Taylor, NYIT, 46.55
2002 Orville Taylor, NYIT, 47.14
2003 Wilan Louis, St. Augustine's, 47.67

800-METER RUN

- 1985 Carl Bell, Southeast Mo. St., 1:50.97
1987 Elton Lewis, C.W. Post, 1:51.86
1988 Peter Rono, Mt. St. Mary's, 1:52.89
1989 Greg Bartram, Ashland, 1:52.85
1990 Chris Silva, Augustana (S.D.), 1:52.55
1991 Chris Silva, Augustana (S.D.), 1:51.52
1992 Dale Bahr, Minn. St. Mankato, 1:52.87
1993 Joseph Tengelei, Abilene Christian, 1:51.26
1994 Savieri Ngidhi, Abilene Christian, 1:49.39
1995 Savieri Ngidhi, Abilene Christian, 1:47.78
1996 Manuel Joseph, Lewis, 1:49.62
1997 Musa Gwanzura, Abilene Christian, 1:49.50
1998 Musa Gwanzura, Abilene Christian, 1:52.36

- 1999 Gilbert Tuhabonye, Abilene Christian, 1:52.26
2000 Andrew Neugebauer, South Dakota, 1:50.06
2001 John Kemboi, Abilene Christian, 1:49.71
2002 John Kemboi, Abilene Christian, 1:51.05
2003 Bernard Manirakiza, Abilene Christian, 1:51.52

MILE RUN

- 1996 Alexandr Alexin, Central Mo. St., 4:05.16
1997 Alexandr Alexin, Central Mo. St., 4:05.49
1998 Musa Gwanzura, Abilene Christian, 4:04.76
1999 Nic Burrow, South Dakota St., 4:03.71
2000 Alfred Rugema, Abilene Christian, 4:02.92
2001 John Kemboi, Abilene Christian, 4:00.34
2002 John Kemboi, Abilene Christian, 4:04.15
2003 Will Banks, Western St., 4:04.01

5,000-METER RUN

- 1985 Steven Spence, Shippensburg, 14:17.65
1987 Charles Cheruiyot, Mt. St. Mary's, 14:09.66
1988 Charles Cheruiyot, Mt. St. Mary's, 14:30.42
1989 Doug Hanson, North Dakota St., 14:39.32
1990 Doug Hanson, North Dakota St., 14:47.40
1991 Chris Rauber, Edinboro, 14:33.32
1992 Shannon Winkelman, UC Riverside, 14:33.92
1993 Peter De La Cerda, Adams St., 14:20.89
1994 Charles Mulinga, Lewis, 14:11.42
1995 Charles Mulinga, Lewis, 13:45.51
1996 Thomas Korir, Abilene Christian, 14:20.84
1997 David Kemei, Abilene Christian, 14:02.90
1998 Elly Rono, Southern Ind., 13:56.44
1999 Michael Aish, Western St., 14:09.52
2000 Michael Aish, Western St., 13:48.28
2001 Michael Aish, Western St., 13:44.27
2002 Michael Aish, Western St., 14:04.74
2003 Scott Nagelkerke, Western St., 14:06.22

60-METER HIGH HURDLES

- 2002 Tim Reetz, Adams St., 7.92
2003 Ricardo Moody, Adams St., 7.80

1,600-METER RELAY

- 1985 Southeast Mo. St. (Dave Jackson, Earl Nichols, Carl Bell, Kevin Lyons), 3:11.55
1987 St. Augustine's (Tyrone Harrell, Eugene McDaniel, Ernest Barrett, Trevor Graham), 3:12.98
1988 Abilene Christian (Aaron Phillips, Ian Morris, Marvin Brown, Ben Clay), 3:12.21
1989 NYIT (Al Gumbs, Don McNaughton, Livingston Harriott, Howard Burnett), 3:16.14
1990 St. Augustine's (Fitchroy Morrison, Duane Johnson, Trevor Williams, Kenneth Brokenburr), 3:12.85
1991 St. Augustine's (Fitchroy Morrison, Kenneth Brokenburr, Duane Johnson, Antonio Pettigrew), 3:15.67
1992 St. Augustine's (Gilbert Hashan, Larry Sanders, Darron Bodie, Antonio Pettigrew), 3:18.13
1993 St. Augustine's (Marco Morgan, Randall Evans, Darron Bodie, Larry Sanders), 3:16.85
1994 NYIT (Troy Elvie, Lenval Laird, Donovan Rowe, Evan Clarke), 3:14.10
1995 St. Augustine's (Ryan Hayden, Elgin Gordon, Otis Scott, Marlin Cannon), 3:08.21
1996 St. Augustine's (Chris Scott, Otis Scott, Elgin Gordon, Lynn Stewart), 3:11.61
1997 Abilene Christian (Jason Prann, Trafton Rodgers, Sayon Cooper, Kempa Busby), 3:12.82
1998 Abilene Christian (Jason Prann, Brian TenEyck, Lincoln London, Kempa Busby), 3:09.46
1999 Morehouse (Horace Steele, Jelani Liddell, Kareem Morrell, Todd Smith), 3:15.25
2000 St. Augustine's (Kevin Buzzar, Tron Chavis, Joshua Hamilton, James White), 3:11.39
2001 NYIT (Warren Wilson, Orville Taylor, Paston Coke, Ceretsie Campbell), 3:11.39
2002 St. Augustine's (Marqueth Tard, Nathaniel McKinney, Adrian Findley, Anthony Campbell), 3:12.26
2003 Lincoln (Mo.) (Joseph Brown, Fabian Felix, Keyshawn Lugrand, Adrian Robinson), 3:12.22

HIGH JUMP

- 1985 Jim Lohr, Southeast Mo. St., 6-11
1987 Mark Blahnik, Central Mo. St., 2.09 (6-10¹/₄)
1988 Mike Fairchild, Minn. St. Mankato, 2.21 (7-3)
1989 Darrin Moore, St. Augustine's, 2.12 (6-11¹/₂)
1990 Kyle Collins, South Dakota, 2.17 (7-1)
1991 Darrin Moore, St. Augustine's, 2.17 (7-1¹/₂)
1992 James Shelton, St. Augustine's, 2.18 (7-1³/₄)
1993 James Shelton, St. Augustine's, 2.17 (7-1¹/₂)

- 1994 Tracy Heiman, Chadron St., 2.08 (6-9³/₄)
1995 *Sean Mahon, Southern Conn. St., 2.11 (6-11)
1996 Sean Mahon, Southern Conn. St., 2.11 (6-11)
1997 Gregory Roberts, Morehouse, 2.22 (7-3¹/₄)
1998 Gregory Roberts, Morehouse, 2.23 (7-3³/₄)
1999 Kevin Dotson, Mo. Southern St., 2.17 (7-1¹/₂)
2000 Terrance Woods, Abilene Christian, 2.14 (7-0¹/₄)
2001 Hong Yong Bi, Wheeling Jesuit, 2.17 (7-1¹/₂)
2002 Terrance Woods, Abilene Christian, 2.25 (7-4¹/₂)
2003 Ivan Varbanov, Central Mo. St., 2.14 (7-0¹/₄)

*Mahon declared champion after student-athlete from Norfolk St. declared ineligible.

POLE VAULT

- 1985 John Schwepker, Southeast Mo. St., 15-6
1987 Michael Cantrel, Kutztown, 4.73 (15-6¹/₄)
1988 Cameron Miller, Abilene Christian, 5.23 (17-1³/₄)
1989 Mike Thompson, Northern Colo., 5.1 (16-8³/₄)
1990 Brian Fisher, Cal St. L.A., 5.18 (17-0)
1991 Anthony Castiglioni, Cal Poly, 4.90 (16-0³/₄)
1992 Charles Zheng, Minn. St. Mankato, 5.10 (16-8³/₄)
1993 Mike Edwards, Abilene Christian, 5.25 (17-2³/₄)
1994 Mike Edwards, Abilene Christian, 5.30 (17-4¹/₂)
1995 Mike Drumme, Southern Conn. St., 5.35 (17-6¹/₂)
1996 Ryan McGlynn, North Dakota St., 5.30 (17-4¹/₂)
1997 Dustin DeRosier, St. Cloud St., 5.50 (18-0¹/₂)
1998 Andrei Skvortsov, Central Mo. St., 5.40 (17-8¹/₂)
1999 Matt Hickl, Tex. A&M-Kingsville, 5.51 (18-1)
2000 Trevor Boler, UC Davis, 5.10 (16-8³/₄)
2001 Duane Chappel, Lewis, 5.30 (17-4¹/₂)
2002 Duane Chappel, Lewis, 5.20 (17-0³/₄)
2003 Seth Sringhausen, Mo. Southern St., 5-10 (16-8³/₄)

LONG JUMP

- 1985 Kerry Therwhanger, Angelo St., 7.62 (25-0)
1987 Kerry Vivett, Norfolk St., 7.59 (24-10³/₄)
1988 Xavier Donaldson, St. Augustine's, 7.48 (24-6¹/₂)
1989 Terrell Carpenter, St. Augustine's, 7.95 (26-1)
1990 Terrell Carpenter, St. Augustine's, 7.52 (24-8¹/₄)
1991 Mark Mason, St. Augustine's, 7.59 (24-11)
1992 Mark Mason, St. Augustine's, 7.94 (26-0³/₄)
1993 Sean Robbins, Ashland, 7.61 (24-11³/₄)
1994 Sean Robbins, Ashland, 7.91 (25-11¹/₂)
1995 Kevin Dilworth, Abilene Christian, 7.77 (25-6)
1996 Sean Robbins, Ashland, 7.54 (24-9)
1997 Donnell Baylock, Lewis, 7.34 (24-1)
1998 Ayodele Aladeba, Abilene Christian, 7.65 (25-1¹/₄)
1999 Brian Hamilton, Binghamton, 7.38 (24-2¹/₂)
2000 Marshall Grayson, Pittsburg St., 7.46 (24-5³/₄)
2001 Tim Rusan, St. Augustine's, 7.58 (24-10¹/₂)
2002 Kevin Bartlett, Lincoln (Mo.), 7.84 (25-8³/₄)
2003 Kevin Bartlett, Lincoln (Mo.), 7.71 (25-3¹/₂)

TRIPLE JUMP

- 1985 Keith Presberry, Southeast Mo. St., 51-4¹/₄
1987 Stan Oporski, Cal St. L.A., 15.65 (51-4¹/₄)
1988 James Browne, Abilene Christian, 15.94 (52-3³/₄)
1989 Earl Randolph, St. Augustine's, 15.56 (51-0³/₄)
1990 James Browne, Abilene Christian, 15.53 (50-11¹/₂)
1991 Keith Holley, St. Augustine's, 15.99 (52-5¹/₂)
1992 Keith Holley, St. Augustine's, 15.86 (52-0¹/₂)
1993 Keith Holley, St. Augustine's, 15.47 (50-9¹/₄)
1994 Chris Coleman, St. Augustine's, 15.73 (51-7¹/₄)
1995 Chris Coleman, St. Augustine's, 15.56 (51-0⁹/₄)
1996 Jonathan Jordan, Cal St. L.A., 16.12 (52-10³/₄)
1997 Steve Gordon, South Dakota, 16.33 (53-7)
1998 Steve Gordon, South Dakota, 16.05 (52-8)
1999 Terrance Woods, Abilene Christian, 15.87 (52-1)
2000 Tim Rusan, St. Augustine's, 16.34 (53-7¹/₂)
2001 Tim Rusan, St. Augustine's, 16.45 (53-11³/₄)
2002 Terrance Woods, Abilene Christian, 15.77 (51-9)
2003 Ivan Varbanov, Central Mo. St., 15.59 (51-1³/₄)

SHOT PUT

- 1985 Dave Levos, North Dakota, 57-7
1987 Marc McFadden, Lincoln (Mo.), 18.26 (59-11)
1988 John Walters, Ashland, 17.53 (57-6¹/₄)
1989 John Walters, Ashland, 17.24 (56-6³/₄)
1990 Paul Cochran, Ferris St., 17.64 (57-10¹/₂)
1991 Patrik Hennings, Angelo St., 17.82 (58-5³/₄)
1992 Kerrick Johnson, Minn. Duluth, 16.86 (55-3³/₄)
1993 Mike Olson, Seattle Pacific, 18.18 (59-7³/₄)

- 1994 Brad Mears, Central Mo. St., 17.59 (57-8½)
- 1995 Ryan Keith, Pittsburg St., 17.72 (58-1¾)
- 1996 Tambi Wenj, Cal St. L.A., 18.58 (60-11½)
- 1997 Glenn Griffin, Abilene Christian, 18.45 (60-6½)
- 1998 Andy Richardson, Indianapolis, 19.37 (63-6¾)
- 1999 Casey Seyfert, Fort Hays St., 17.01 (55-9¾)
- 2000 Robert Garza, Tex. A&M-Kingsville, 17.37 (57-0)
- 2001 Casey Seyfert, Fort Hays St., 17.97 (58-11½)
- 2002 Conrad Woolsey, Northwest Mo. St., 17.67 (57-11¾)
- 2003 Tony Thompson, Cal St. Bakersfield, 18.33 (60-1¾)

35-POUND WEIGHT THROW

- 1985 Ken Blanchard, Southern Conn. St., 59-7¼
- 1996 John McEwen, Morningside, 18.92 (62-1)
- 1997 Glenn Griffin, Abilene Christian, 19.81 (65-0)
- 1998 Dan Bourque, Southern Conn. St., 20.21 (66-3¾)
- 1999 Jake Brooks, Ashland, 19.22 (63-0¾)
- 2000 Rich Ulm, Ashland, 18.90 (62-0¼)
- 2001 Paul Markel, Saginaw Valley, 19.68 (64-7)
- 2002 Jason Van Elst, Grand Valley St., 20.05 (65-9½)
- 2003 Chris Nulle, Minn. St. Moorhead, 19.37 (63-6¾)

Discontinued Events

55-METER DASH

- 1985 Frederick Johnson, Hampton, 6.06
- 1987 Norm McGee, North Dakota, 6.24
- 1988 Norm McGee, North Dakota, 6.21
- 1989 Kenneth Brokenburr, St. Augustine's, 6.27
- 1990 Kenneth Brokenburr, St. Augustine's, 6.28
- 1991 Wayne Watson, NYIT, 6.30
- 1992 Eric Clemons, Lincoln (Mo.), 6.33
- 1993 Patrick Delice, Tex. A&M-Kingsville, 6.20
- 1994 Joe Aska, Central Okla., 6.24
- 1995 Randall Evans, St. Augustine's, 6.20
- 1996 LaMart Cooper, Wayne St. (Neb.), 6.30
- 1997 Sayon Cooper, Abilene Christian, 6.24
- 1998 Mickey Grimes, Abilene Christian, 6.31
- 1999 Deworski Odom, St. Augustine's, 6.28
- 2000 Nic Alexander, Abilene Christian, 6.20
- 2001 Jason Smoots, N.C. Central, 6.26

55-METER HIGH HURDLES

- 1985 Arnie Sapp, St. Augustine's, 7.44
- 1987 Derrick Knowles, St. Augustine's, 7.37
- 1988 Derrick Knowles, St. Augustine's, 7.24

- 1989 Brett Fortune, Hampton, 7.31
- 1990 Wendell Edwards, Abilene Christian, 7.37
- 1991 Charles Johnson, St. Augustine's, 7.23
- 1992 Wendell Edwards, Abilene Christian, 7.29
- 1993 Brian Amos, Abilene Christian, 7.24
- 1994 Brian Amos, Abilene Christian, 7.15
- 1995 Rory Norris, St. Augustine's, 7.42
- 1996 Ray Banner, Cal St. L.A., 7.38
- 1997 Charlie Thomas, Morehouse, 7.34
- 1998 Deworski Odom, St. Augustine's, 7.34
- 1999 Deworski Odom, St. Augustine's, 7.27
- 2000 Deworski Odom, St. Augustine's, 7.15
- 2001 Kevin Mitchell, NYIT, 7.43

1,500-METER RUN

- 1985 Rodney DeHaven, South Dakota St., 3:51.23
- 1987 Kip Cheruiyot, Mt. St. Mary's, 3:49.16
- 1988 Peter Rono, Mt. St. Mary's, 3:47.99
- 1989 Brian Radle, Southeast Mo. St., 3:47.53
- 1990 Luis Nunez, C.W. Post, 3:52.77
- 1991 Luis Nunez, C.W. Post, 3:53.36
- 1992 Matt Kiesow, Augustana (S.D.), 3:51.89
- 1993 Shane Healy, Adams St., 3:46.42
- 1994 Savieri Ngidhi, Abilene Christian, 3:50.46
- 1995 Savieri Ngidhi, Abilene Christian, 3:44.65

Top Five Team Finishes

Team	1st	2nd	3rd	4th	5th	Best Finish (Year[s])
Abilene Christian	10	3	2	0	0	1st (1988-93-94-96-97-98-99-2000-02-03)
Adams St.	0	0	1	0	1	3rd (1993)
Alabama A&M	0	0	0	0	1	5th (1993)
Angelo St.	0	0	0	1	0	4th (1991)
Ashland	0	0	1	1	0	3rd (1989)
Augustana (S.D.)	0	0	0	0	2	5th (1991-92)
UC Davis	0	0	1	0	0	3rd (2000)
UC Riverside	0	0	0	0	1	5th (1992)
Cal St. Bakersfield	0	0	1	0	1	3rd (2003)
Cal St. L.A.	0	0	1	0	0	3rd (1996)
Central Mo. St.	0	0	1	4	2	3rd (1998)
Emporia St.	0	0	0	0	1	5th (1999)
Hampton	0	0	2	0	0	3rd (1985-90)
Lewis	0	0	0	1	1	4th (2001)
Minn. St. Mankato	0	1	0	1	1	2nd (1989)
Morehouse	0	0	1	1	1	3rd (1999)
Mt. St. Mary's	0	1	1	0	0	2nd (1987)
NYIT	0	1	1	0	2	2nd (2001)
Norfolk St.	0	1	0	0	0	2nd (1992)
North Dakota St.	0	0	0	1	2	4th (1989)
Northwest Mo. St.	0	0	1	0	0	3rd (1987)
Pittsburg St.	0	0	1	0	0	3rd (1995)
St. Augustine's	8	9	0	0	1	1st (1987-88-89-90-91-92-95-2001)
South Dakota	0	0	1	1	1	3rd (1997)
South Dakota St.	0	0	0	1	0	4th (1985)
Southeast Mo. St.	1	1	1	2	0	1st (1985)
Southern Conn. St.	0	0	0	1	0	4th (1995)
Stephen F. Austin	0	0	0	1	0	4th (1985)
Western St.	0	2	0	2	1	2nd (2002-03)
Wheeling Jesuit	0	0	0	0	1	5th (1998)

All-Time Team Results

1985: 1. Southeast Mo. St., 80; 2. St. Augustine's, 48; 3. Hampton, 27; 4. (tie) South Dakota St. and Stephen F. Austin, 22; 6. Southern Conn. St., 21; 7. North Dakota St., 18; 8. North Dakota, 14; 9. (tie) Cal St. L.A., Howard Payne and Mass.-Lowell, 12; 12. Augustana (S.D.), 11; 13. (tie) Angelo St. and Shippensburg, 10; 15. Ferris St., 9; 16. (tie) Central Mo. St., Neb.-Omaha, NYIT, Norfolk St. and St. Cloud St., 8; 21. Lincoln (Mo.), 7; 22. (tie) Dist. Columbia, Minn. St. Mankato and Truman, 6; 25. Keene St., 4; 26. C.W. Post, 3; 27. Liberty, 2.

1986: Championships not held.

1987: 1. St. Augustine's, 74; 2. Mt. St. Mary's, 38; 3. (tie) Northwest Mo. St. and Southeast Mo. St., 26; 5. Central Mo. St., 20; 6. Liberty, 18; 7. Norfolk St., 16; 8. Ashland, 15; 9. (tie) Cal St. L.A., Hampton and North Dakota, 14; 12. NYIT, 13; 13. (tie) Lincoln (Mo.) and

South Dakota St., 12; 15. (tie) C.W. Post and Minn. St. Mankato, 11; 17. Kutztown, 10; 18. North Dakota St., 6; 19. (tie) Mass.-Lowell and Southern Conn. St., 5; 21. Ferris St., 4; 22. Colorado Mines, 2; 23. (tie) Truman and West Chester, 1.

1988: 1. (tie) Abilene Christian and St. Augustine's, 62; 3. Mt. St. Mary's, 38; 4. Southeast Mo. St., 29; 5. Minn. St. Mankato, 20; 6. NYIT, 18; 7. (tie) Ashland and North Dakota St., 16; 9. North Dakota, 15; 10. (tie) Hampton and Troy St., 14; 12. Liberty, 12; 13. (tie) Cal St. L.A. and Southern Conn. St., 10; 15. (tie) Morningside and West Chester, 8; 17. Ferris St., 6; 18. St. Cloud St., 4; 19. Shippensburg, 3; 20. Kutztown, 2; 21. (tie) Bentley, Central Mo. St., Keene St. and Norfolk St., 1.

1989: 1. St. Augustine's, 94; 2. Minn. St. Mankato, 31; 3. Ashland, 27; 4. North Dakota St., 25; 5. NYIT, 23; 6. Southeast Mo. St., 22; 7. C.W. Post, 19; 8. Northern Colo., 18; 9. Cal St. L.A., 17; 10. Hampton, 15; 11. South Dakota St., 14; 12. (tie) Lincoln (Mo.) and North

Dakota, 12; 14. (tie) Keene St. and St. Cloud St., 8; 16. (tie) Northwest Mo. St., Philadelphia U. and Saginaw Valley, 6; 19. (tie) Ferris St. and Southern Conn. St., 2; 21. (tie) Augustana (S.D.), Central Mo. St., Dist. Columbia, South Dakota and Truman, 1.

1990: 1. St. Augustine's, 70; 2. Abilene Christian, 46; 3. Hampton, 30; 4. Southeast Mo. St., 27; 5. North Dakota St., 26; 6. Cal St. L.A., 18; 7. NYIT, 17; 8. Northern Colo., 11; 9. (tie) Augustana (S.D.), C.W. Post, Ferris St., Lincoln (Mo.) and South Dakota, 10; 14. Northwest Mo. St., 9; 15. Pittsburg St., 8½; 16. (tie) Central Mo. St. and South Dakota St., 8; 18. (tie) Ashland, North Dakota and Philadelphia U., 6; 21. Minn. St. Mankato, 5; 22. (tie) Slippery Rock and SIU Edwardsville, 4; 24. Mo.-Rolla, 3; 25. Southern Conn. St., 2½; 26. (tie) Central Okla., Keene St. and Southern Ind., 2; 29. East Stroudsburg, 1.

1991: 1. St. Augustine's, 98; 2. Southeast Mo. St., 36; 3. Abilene Christian, 34; 4. Angelo St., 22; 5. Augustana (S.D.), 18; 6. Hampton, 17; 7. (tie) Cal Poly and South Dakota St., 14; 9. C.W. Post, 13; 10. (tie) Edinboro, Minn. St. Mankato and NYIT, 10; 13. Norfolk St., 9; 14. (tie) St. Cloud St. and Shippensburg, 8; 16. (tie) Neb.-Kearney and South Dakota, 7; 18. (tie) North Dakota and Northwest Mo. St., 6; 20. (tie) Cal St. L.A. and SIU Edwardsville, 4; 22. Ashland, 3; 23. (tie) Kutztown, Lewis, Lincoln (Mo.), New Haven and Pittsburg St., 2; 28. (tie) UC Riverside, Central Mo. St. and Mississippi Col., 1.

1992: 1. St. Augustine's, 81; 2. (tie) Abilene Christian and Norfolk St., 24; 4. Minn. St. Mankato, 22; 5. (tie) Augustana (S.D.) and UC Riverside, 18; 7. South Dakota, 16; 8. (tie) Cal Poly and Kutztown, 14; 10. (tie) Lincoln (Mo.) and Morningside, 12; 12. Truman, 11; 13. Minn. Duluth, 10; 14. (tie) C.W. Post and Northwest Mo. St., 9; 16. (tie) Cal St. Bakersfield and Central Mo. St., 8; 18. Southern Colo., 6½; 19. (tie) Central Okla., Kentucky St., Mass.-Lowell and St. Cloud St., 6; 23. (tie) Ashland, Edinboro, Hampton, North Dakota and South Dakota St., 4; 28. North Dakota St., 3; 29. Tex. A&M-Kingsville, 2½; 30. Pittsburg St., 2; 31. (tie) Ferris St., Hillsdale and Indiana (Pa.), 1.

1993: 1. Abilene Christian, 69; 2. St. Augustine's, 61; 3. Adams St., 42; 4. Western St., 21; 5. (tie) Alabama A&M and Cal St. Bakersfield, 16; 7. Ashland, 15; 8. Tex. A&M-Kingsville, 11; 9. (tie) Cal St. L.A., NYIT and Seattle Pacific, 10; 12. Norfolk St., 9½; 13. (tie) Augustana (S.D.) and Minn. St. Mankato, 9; 15. (tie) UC Riverside and Central Mo. St., 8; 17. Hillsdale, 7; 18. (tie) UC Davis and Southern Conn. St., 6; 20. (tie) C.W. Post and North Dakota St., 5; 22. Cal Poly, 4; 23. St. Cloud St., 2½; 24. (tie) Emporia St., Lewis, Minn. Duluth, Pittsburg St. and Southern Colo., 2; 29. (tie) Morningside and Saginaw Valley, 1.

1994: 1. Abilene Christian, 101; 2. St. Augustine's, 44; 3. NYIT, 42; 4. Ashland, 22; 5. North Dakota St., 21; 6. Lewis, 16; 7. Central Mo. St., 15; 8. South Dakota, 14; 9. (tie) Central Okla. and Chadron St., 10; 11. (tie) UC Riverside, Hillsdale, N.C. Central and Southern Conn. St., 8; 15. (tie) Millersville, Morningside and Seattle Pacific, 6; 18. Augustana (S.D.), 5; 19. (tie) Southwest Baptist and Western St., 4; 21. (tie) Adams St. and Minn. St. Mankato, 3; 23. (tie) Minn. Duluth and Northern Colo., 2; 25. (tie) Kentucky St., St. Cloud St., Shippensburg and South Dakota St., 1.

1995: 1. St. Augustine's, 90¾; 2. Abilene Christian, 84¾; 3. Pittsburg St., 30; 4. Southern Conn. St., 20; 5. Adams St., 16; 6. Ashland, 15; 7. (tie) NYIT and Western St., 12; 9. (tie) Indianapolis and Lewis, 10; 11. (tie) Central Mo. St. and North Dakota St., 9; 13. (tie) Emporia St. and North Dakota, 8; 15. (tie) New Haven, Norfolk St. and Wayne St. (Neb.), 6; 18. (tie) Neb.-Kearney and St. Rose, 4; 20. Augustana (S.D.), 3; 21. (tie) South Dakota, Southwest Baptist and Truman, 2; 24. South Dakota St., 1; 25. (tie) Northwest Mo. St. and Saginaw Valley, ¾.

Standings adjusted due to student-athlete from Norfolk St. being declared ineligible.

1996: 1. Abilene Christian, 86⅝; 2. St. Augustine's, 46⅓; 3. Cal St. L.A., 36; 4. Central Mo. St., 34⅓; 5. Lewis, 22; 6. NYIT, 14; 7. (tie) North Dakota St., Pittsburg St., St. Cloud St. and Western St., 12; 11. (tie) Ashland, Morningside, Southern Conn. St., Truman and Wayne St. (Neb.), 10; 16. Indianapolis, 8; 17. Lincoln (Mo.), 7; 18. South Dakota, 6½; 19. (tie) Cal St. Bakersfield, Emporia St. and Millersville, 6; 22. Minn. St. Mankato, 5; 23. (tie) Adams St., Keene St. and Mo. Southern St., 4; 26. (tie) Augustana (S.D.), Neb.-Kearney and South Dakota St., 2; 29. (tie) Chadron St., East Stroudsburg and New Haven, 1.

1997: 1. Abilene Christian, 132; 2. St. Augustine's, 43; 3. South Dakota, 29; 4. Central Mo. St., 24½; 5. Morehouse, 20; 6. Indianapolis, 19; 7. Lewis, 18; 8. St. Cloud St., 12; 9. (tie) Southern Conn. St. and Western St., 10; 11. (tie) Adams St., Augustana (S.D.), Morningside, North Dakota St., North Fla. and Wheeling Jesuit, 8; 17. North Dakota, 7; 18. Pittsburg St., 6½; 19. (tie) Fort Hays St. and Northwest Mo. St., 4; 21. (tie) Mass.-Lowell and Truman, 3; 23. (tie) UC Davis, South Dakota St. and Southern Ind., 2; 26. (tie) Ashland, UC Riverside, Emporia St. and NYIT, 1.

Standings adjusted due to student-athlete from Cal St. L.A. being declared ineligible.

1998: 1. Abilene Christian, 85; 2. St. Augustine's, 59; 3. Central Mo. St., 34; 4. Morehouse, 20; 5. (tie) South Dakota and Wheeling Jesuit, 14; 7. NYIT, 12; 8. (tie) Emporia St., Indianapolis, North Dakota St., Southern Conn. St., Southern Ind., Tex. A&M-Kingsville and Western St., 10; 15. (tie) North Dakota and South Dakota St., 9; 17. (tie) Adams St., Ashland, Augustana (S.D.) and Morningside, 8; 21. (tie) Fort Hays St. and Lewis, 7; 23. Wayne St. (Neb.), 6; 24. (tie) Chadron St., East Stroudsburg, New Haven and Pittsburg St., 4; 28. Hillsdale, 3; 29. Neb.-Kearney, 2; 30. (tie) St. Cloud St. and Slippery Rock, 1½; 32. Truman, 1.

Standings adjusted due to student-athlete from Abilene Christian being declared ineligible.

1999: 1. Abilene Christian, 85; 2. St. Augustine's, 50; 3. Morehouse, 26; 4. Central Mo. St., 22; 5. Emporia St., 18; 6. North Dakota St., 13; 7. (tie) Ashland and Western St., 12; 9. South Dakota St., 11; 10. (tie) Binghamton, Fort Hays St., Mo. Southern St., St. Cloud St., South Dakota and Tex. A&M-Kingsville, 10; 16. (tie) Adams St. and Lewis, 9; 18. (tie) Kutztown, Shaw, Southern Ind. and Wheeling Jesuit, 8; 22. (tie) New Haven, NYIT and Pittsburg St., 6; 25. Neb.-Kearney, 5; 26. (tie) UC Davis, Central Okla. and Morningside, 4; 29. (tie) Minn. St. Mankato, Northwest Mo. St. and Slippery Rock, 2.

2000: 1. Abilene Christian, 80; 2. St. Augustine's, 77; 3. UC Davis, 24; 4. Western St., 21; 5. NYIT, 19; 6. Ashland, 18; 7. (tie) N.C. Central and North Dakota St., 14; 9. (tie) Central Mo. St., Fort Hays St. and South

Dakota, 12; 12. Kutztown, 11; 13. (tie) Grand Valley St., Lewis, Pittsburg St. and Tex. A&M-Kingsville, 10; 17. Hillsdale, 8; 18. Slippery Rock, 6; 19. Morehouse, 5; 20. (tie) Humboldt St., Millersville and Neb.-Kearney, 4; 23. (tie) Central Okla., Colorado Mines, Mo. Southern St., Northwest Mo. St., Northwood and Southern Conn. St., 2; 29. (tie) Kentucky St., Lock Haven, Mass.-Lowell, Minn. Duluth, Saginaw Valley and Virginia St., 1.

2001: 1. St. Augustine's, 74; 2. NYIT, 48; 3. Abilene Christian, 47; 4. Lewis, 36; 5. Western St., 31; 6. Northwest Mo. St., 21; 7. Morehouse, 20; 8. Central Mo. St., 19; 9. Wheeling Jesuit, 18; 10. (tie) Ashland and UC Davis, 16; 12. Fort Hays St., 15; 13. Saginaw Valley, 13½; 14. Adams St., 11; 15. (tie) Colorado Mines, Kentucky St. and N.C. Central, 10; 18. (tie) Mass.-Lowell, Morningside and North Dakota St., 8; 21. (tie) Neb.-Kearney and Southern Conn. St., 7; 23. (tie) Emporia St. and Kutztown, 6; 25. (tie) South Dakota and South Dakota St., 5; 27. Grand Valley St., 4½; 28. Virginia St., 4; 29. (tie) Mo. Southern St. and St. Cloud St., 3; 31. (tie) C.W. Post, Cal St. Stanislaus, Lake Superior St., Minn. Duluth, Truman and Wayne St. (Neb.), 2; 37. (tie) UC-Colo. Spgs., Indianapolis, St. Joseph's (Ind.), Western Ore. and Wis.-Parkside, 1.

2002: 1. Abilene Christian, 74; 2. (tie) St. Augustine's and Western St., 44; 4. South Dakota, 23½; 5. Central Mo. St., 22; 6. Northwest Mo. St., 21; 7. Ashland, 19; 8. (tie) Adams St. and Mo. Southern St., 17; 10. (tie) NYIT and North Dakota St., 16; 12. Grand Valley St., 15; 13. (tie) Lewis and Pittsburg St., 14½; 15. (tie) Lincoln (Mo.) and Mass.-Lowell, 14; 17. (tie) N.C. Central and Wheeling Jesuit, 13; 19. (tie) Fort Hays St. and North Dakota, 9; 21. Truman, 8; 22. Colorado Mines, 7; 23. (tie) C.W. Post, Indianapolis, Neb.-Kearney and Northwood, 6; 27. Wis.-Parkside, 5½; 28. UC Davis, 5; 29. Emporia St., 4½; 30. South Dakota St., 4; 31. (tie) Livingstone, St. Cloud St., Slippery Rock and Virginia St., 3; 35. East Stroudsburg, 2½; 36. (tie) Cal Poly Pomona and Minn. St. Mankato, 2; 38. Western Ore., 1.

2003: 1. Abilene Christian, 58; 2. Western St., 54; 3. Cal St. Bakersfield, 34; 4. Central Mo. St., 33; 5. St. Augustine's, 32; 6. Ashland, 28; 7. Lincoln (Mo.), 26; 8. Adams St., 25; 9. South Dakota, 16; 10. (tie) Kutztown and NYIT, 14; 12. Mo. Southern St., 13; 13. (tie) Indianapolis, North Dakota St. and Tex. A&M-Kingsville, 11; 16. (tie) Minn. St. Moorhead and N.C. Central, 10; 18. South Dakota St., 9; 19. (tie) Lewis, Minn. St. Mankato and Mo.-Rolla, 8; 22. (tie) Mass.-Lowell, Neb.-Kearney and Wheeling Jesuit, 7; 25. Fort Hays St., 6½; 26. Northwood, 6; 27. (tie) Cal St. Stanislaus, Findlay and North Fla., 5; 30. (tie) Chadron St. and Virginia St., 4; 32. (tie) East Stroudsburg, Livingstone, Pittsburg St. and Southern Conn. St., 3; 36. (tie) Northwest Mo. St. and Saginaw Valley, 2; 38. Slippery Rock, 1½.

Indoor Track

DIVISION III



2003 Championships

Edited by: Scott Deitch

Highlights

Eagles Soar Again: Wisconsin-La Crosse continued its streak of team titles in impressive fashion March 14-15 at DePauw, winning its third consecutive indoor championship.

The Eagles scored 71 points, the highest team total in the meet's 19-year history. Wisconsin-La Crosse's 37-point margin of victory over second-place Wisconsin-Oshkosh also is a championships record.

The Eagles' 10th indoor title was highlighted by Andrew Rock's repeat victory in the 400-meter dash. Rock also lowered the meet record for the second year in a row, finishing in 46.96 seconds. Teammate Hans Schmidt won the pole vault at 17 feet, 1 inch. Rock teamed with Charlie Wittleder, Kris Smith and Derek Toshner for another meet record in the 1,600-meter relay.

Wisconsin-Oshkosh was led by Matt Groose, who won the 800-meter run for the second consecutive year and ran a leg on the victorious distance medley relay team.

For more, see the March 31, 2003, issue of The NCAA News at www.ncaa.org on the World Wide Web.

TEAM STANDINGS

1. Wis.-La Crosse	71	Wis.-Platteville	9	Eastern Ore.	4
2. Wis.-Oshkosh	34	23. Hamline	8	Union (N.Y.)	4
3. Neb. Wesleyan	27	Lynchburg	8	45. Carleton	3
4. Gust. Adolphus	23	Mary Washington	8	Carthage	3
5. TCNJ	22	Rose-Hulman	8	Lawrence	3
6. McMurry	16 ^{1/2}	Rowan	8	McDaniel	3
7. Dubuque	15	Wittenberg	8	North Central (Ill.)	3
Trinity (Conn.)	15	29. St. Thomas (Minn.)	7 ^{1/2}	St. Lawrence	3
Wis.-Stevens Point	15	30. Chicago	7	Wilmington (Ohio)	3
10. Keene St.	12	Emory	7	52. Elizabethtown	2
Monmouth (Ill.)	12	Mount Union	7	Haverford	2
Muhlenberg	12	33. Chris. Newport	6	Ill. Wesleyan	2
Wheaton (Mass.)	12	Greenville	6	55. Adrian	1
14. Wartburg	11	Loras	6	Bates	1
Williams	11	36. Augsburg	5	Central (Iowa)	1
16. MIT	10	Montclair St.	5	Colby	1
Moravian	10	St. John's (Minn.)	5	Defiance	1
Rensselaer	10	Springfield	5	Ithaca	1
St. Norbert	10	Tufts	5		
Wis.-Whitewater	10	Wabash	5		
21. Wis.-Eau Claire	9	42. DePauw	4		



Photo by Marilyn Culler/NCAA Photos

Lee Seeberger of Nebraska Wesleyan won the triple jump.

INDIVIDUAL RESULTS

55-meter dash: 1. Bret Blake, Neb. Wesleyan, 6.33; 2. Edward Fortune, Rowan, 6.41; 3. Karim Cockrell, TCNJ, 6.45; 4. Ryan Hoag, Gust. Adolphus, 6.46; 5. Sean Washington, Union (N.Y.), 6.47; 6. Matt Pagel, Wis.-La Crosse, 6.47; 7. Jerry Washington, Gust. Adolphus, 6.49; 8. John Biacofsky, Mount Union, 6.52.

400-meter dash: 1. Andrew Rock, Wis.-La Crosse, 46.96; 2. Ben Dreyer, St. Norbert, 48.20; 3. Keenan King, Monmouth (Ill.), 48.37; 4. Mathew Shannon, Augsburg, 48.59; 5. Charlie Wittleder, Wis.-La Crosse, 49.04; 6. Dion Ballentine, Carthage, 49.06; 7. Erik Benson, Wheaton (Mass.), 49.65; 8. Xavier Garcia, Colby, 49.85.

800-meter run: 1. Matt Groose, Wis.-Oshkosh, 1:52.01; 2. Josh Zobenica, Lynchburg, 1:53.41; 3. Brian

Anderson, MIT, 1:54.26; 4. Chris Garvin, Williams, 1:54.87; 5. Jesse Baumann, Wis.-Stevens Point, 1:55.37; 6. Jeff Zodda, TCNJ, 1:55.94; 7. Greg Bielecki, Haverford, 1:56.11; 8. Rich Hite, Emory, 1:57.00.

1,500-meter run: 1. Mark Miller, Keene St., 3:50.03; 2. Will Elson, Muhlenberg, 3:51.57; 3. Matt Winkler, Williams, 3:51.71; 4. John Mathews, St. John's (Minn.), 3:53.17; 5. Patrick Sullivan, Chicago, 3:54.01; 6. Matt Hooley, Carleton, 3:54.20; 7. Andy Enright, North Central (Ill.), 3:54.26; 8. Steve Gillespie, Wis.-Stevens Point, 3:55.11.

5,000-meter run: 1. Ryan Bak, Trinity (Conn.), 14:30.61; 2. Tom Kreger, Hamline, 14:36.63; 3. Nick Ricco, TCNJ, 14:37.74; 4. Marcus Murphy, Loras, 14:37.96; 5. Graham Wellman, DePauw, 14:38.00; 6.

Josh Moen, Wartburg, 14:38.21; 7. Tom Haxton, Chicago, 14:38.31; 8. Greg Targosz, North Central (Ill.), 14:41.12.

55-meter high hurdles: 1. Basil Steele, Dubuque, 7.50; 2. Skip Ivery, Wittenberg, 7.51; 3. Chris Nehls, Emory, 7.51; 4. Derek Toshner, Wis.-La Crosse, 7.57; 5. Greg Devine, Tufts, 7.60; 6. Ryan Dahmen, Wis.-Oshkosh, 7.65; 7. Zach Gorsage, Ill. Wesleyan, 7.69; 8. Bryan Pitko, Tufts, 7.79.

1,600-meter relay: 1. Wis.-La Crosse (Andrew Rock, Charlie Wittleder, Kris Smith, Derek Toshner), 3:13.68; 2. Wartburg, 3:16.91; 3. Neb. Wesleyan, 3:17.20; 4. Montclair St., 3:18.32; 5. St. Thomas (Minn.), 3:18.38; 6. TCNJ, 3:18.62; 7. St. Norbert, 3:19.23; 8. Central (Iowa), 3:21.15.

Distance medley relay: 1. Wis.-Oshkosh (Paul Brown, Kevin Klueger, Pat Seger, Matt Groose), 10:10.07; 2. Wis.-La Crosse, 10:13.15; 3. Wis.-Eau Claire, 10:13.72; 4. Trinity (Conn.), 10:15.31; 5. Muhlenberg, 10:16.03; 6. St. Lawrence, 10:18.05; 7. Keene St., 10:21.34; 8. Ithaca, 10:23.19.

High jump: 1. Dan Olson, Wheaton (Mass.), 2.18 (7-1³/₄); 2. Bobby Bergin, Mary Washington, 2.18 (7-1³/₄); 3. Kevin Deering, Wis.-Oshkosh, 2.08 (6-9³/₄); 4. Peter DeYoung, Wabash, 2.08 (6-9³/₄); 5. (tie) Joe Thomas, St. Thomas (Minn.), and Ryder Peacock, McMurry, 2.08 (6-9³/₄); 7. Craig Mielcarz, MIT, 2.08 (6-9³/₄); 8. Clint Michels, Loras, 2.08 (6-9³/₄).

Pole vault: 1. Hans Schmidt, Wis.-La Crosse, 5.21 (17-1); 2. Andrew Schipper, Rose-Hulman, 5.06 (16-7¹/₄); 3. Keenan King, Monmouth (Ill.), 5.06 (16-7¹/₄); 4. Jon Wagner, Wis.-Oshkosh, 4.91 (16-1¹/₄); 5. Shawn Trimble, Eastern Ore., 4.91 (16-1¹/₄); 6. Kyle Wolf,

Wilmington (Ohio), 4.91 (16-1¹/₄); 7. Scott Ubert, Wis.-Platteville, 4.76 (15-7¹/₄); 8. Enrique Abundiz, Adrian, 4.76 (15-7¹/₄).

Long jump: 1. Joe Moore, Moravian, 7.15 (23-5¹/₂); 2. Herc Hyland, Wis.-La Crosse, 6.91 (22-8); 3. Danny Donaldson, Greenville, 6.91 (22-8); 4. Blake Gulino, Springfield, 6.85 (22-5³/₄); 5. Karim Cockrell, TCNJ, 6.84 (22-5¹/₄); 6. Kolade Agbaje-Williams, Lawrence, 6.83 (22-5); 7. Derek McGough, Rensselaer, 6.82 (22-4¹/₂); 8. Kevin Dixon, Defiance, 6.82 (22-4¹/₂).

Triple jump: 1. Lee Seeberger, Neb. Wesleyan, 14.88 (48-10); 2. Dwaine Alleyne, Rensselaer, 14.76 (48-5¹/₄); 3. Matt Mertz, Chris. Newport, 14.49 (47-6¹/₂); 4. DeAndre Bovan, Dubuque, 14.39 (47-2¹/₂); 5. Aaron Henderson, Wis.-Whitewater, 14.32 (46-11³/₄); 6. Ifeanyi Ani, McDaniel, 14.26 (46-9¹/₂); 7. Jason Patterson, Elizabethtown, 14.26 (46-9¹/₂); 8. Adeoye Mabogunje, Chicago, 14.16 (46-5¹/₂).

Shot put: 1. Cody Brotherton, McMurry, 17.04 (55-11); 2. Luke Speltz, Gust. Adolphus, 17.03 (55-10¹/₂); 3. Chris Basich, Mount Union, 16.98 (55-8¹/₂); 4. Andy Paulsen, Wis.-Platteville, 16.63 (54-6³/₄); 5. Jim Nelson, Wis.-La Crosse, 16.25 (53-3³/₄); 6. John Schuna, Wis.-Eau Claire, 16.21 (53-2¹/₄); 7. Uzoma Orji, MIT, 16.14 (52-11¹/₂); 8. Ryan Tietjen, Neb. Wesleyan, 15.97 (52-4³/₄).

35-pound weight throw: 1. Noah Eschenbach, Wis.-Stevens Point, 19.02 (62-5); 2. Luke Speltz, Gust. Adolphus, 18.62 (61-1¹/₄); 3. Jeremy Wendt, Wis.-Whitewater, 18.46 (60-6³/₄); 4. Mike Turgeon, Wis.-La Crosse, 18.26 (59-11); 5. Phil Whitesitt, Wis.-La Crosse, 18.04 (59-2¹/₄); 6. Jerrod Cook, McMurry, 17.90 (58-8³/₄); 7. Dan Kuehn, Wis.-Platteville, 17.63 (57-10¹/₄); 8. Jesse Carney, Bates, 17.40 (57-1).

History

Team Results

Year	Champion	Coach	Points	Runner-Up	Points	Host or Site
1985	St. Thomas (Minn.)	Mark Dienhart	38	Lincoln (Pa.)	34	Bates
1986	Frostburg St.	Bob Lewis	38	Mount Union	34	St. Thomas (Minn.)
1987	Wis.-La Crosse	Joe Thompson	44 1/2	St. Lawrence	43	Chicago
1988	Wis.-La Crosse	Mark Guthrie	36	St. Lawrence	30	Smith
1989	North Central (Ill.)	Al Carius	66 1/2	Lincoln (Pa.)	38	Bowdoin
1990	Lincoln (Pa.)	Cyrus Jones	36	MIT	30 1/2	Smith
1991	Wis.-La Crosse	Mark Guthrie	58	Lincoln (Pa.)	47 1/2	Wesleyan (Conn.)
1992	Wis.-La Crosse	Mark Guthrie	57	Lincoln (Pa.)	49	Wis.-Stevens Point
1993	Wis.-La Crosse	Mark Guthrie	70	Lincoln (Pa.)	48	Bowdoin
1994	Wis.-La Crosse	Mark Guthrie	50	Neb. Wesleyan	42	Wis.-Oshkosh
1995	Lincoln (Pa.)	Cyrus Jones	56	Albany (N.Y.)	32	Ohio Northern
1996	Lincoln (Pa.)	Cyrus Jones	58	Mount Union	42	Smith
1997	Wis.-La Crosse	Mark Guthrie	44	Lincoln (Pa.)	41	Wis.-Oshkosh
1998	Lincoln (Pa.)	Cyrus Jones	53	Mount Union	48	Brandeis
1999	Lincoln (Pa.)	Cyrus Jones	60	Wis.-Oshkosh	37	Ohio Northern
2000	Lincoln (Pa.)	Cyrus Jones	59	North Central (Ill.)	40	Ill. Wesleyan
2001	Wis.-La Crosse	Mark Guthrie	58	Wis.-Oshkosh	44	Wis.-Oshkosh
2002	Wis.-La Crosse	Mark Guthrie	54	Lincoln (Pa.)	48	Ohio Northern
2003	Wis.-La Crosse	Mark Guthrie	71	Wis.-Oshkosh	34	DePauw

TEAM CHAMPIONSHIPS

Wis.-La Crosse 10, Lincoln (Pa.) 6, Frostburg St., North Central (Ill.), St. Thomas (Minn.), 1 each.

INDIVIDUAL CHAMPIONSHIPS

(Note: Totals include co-championships. Relays count one for each event.)

Lincoln (Pa.) 34, Wis.-La Crosse 23, Neb. Wesleyan 13, Mount Union 11, North Central (Ill.) 10, St. Thomas (Minn.) 10, Haverford 9, Wis.-Stevens Point 8, Wis.-Oshkosh 7, Wheaton (Mass.) 6, Augustana (Ill.) 5, Frostburg St. 5, MIT 5, St. Lawrence 5, Albany (N.Y.) 4, Bates 4, Fredonia St. 4, McMurry 4, Brandeis 3, Fitchburg St. 3, Ill. Wesleyan 3, Moravian 3, Muskingum 3, Rowan 3, Williams 3, Wis.-Eau Claire 3, Wis.-Stout 3, Amherst 2, Chris. Newport 2, Concordia-M'head 2, Cortland St. 2, Keene St. 2, Loras 2, Lynchburg 2, Montclair St. 2, Pacific Lutheran 2, Richard Stockton 2, Rose-Hulman 2, St. Olaf 2, Simpson 2, Trinity (Conn.) 2, Wis.-Platteville 2, Allegheny, Bridgewater (Va.), Buena Vista, Buffalo St., Carleton, Coast Guard, Cornell College, Denison, Dubuque, Elmhurst, Eureka, Hunter, John Carroll, Luther, Mass.-Boston, Ohio Wesleyan, Otterbein, Plattsburgh St., Rensselaer, Springfield, Union (N.Y.), Upper Iowa, Ursinus, Wis.-Whitewater, 1 each.

Championships Records

(Note: Teams winning relays are credited with one individual championship; relay championships do not count as individual titles for relay-team members.)

METERS

55-METER DASH

6.22—Stefan Mascoll, Cortland St., 3-13-99.

400-METER DASH

46.96—Andrew Rock, Wis.-La Crosse, 3-15-2003.

800-METER RUN

1:49.73—Matt Groose, Wis.-Oshkosh, 3-9-2002.

1,500-METER RUN

3:47.72—Karl Paranya, Haverford, 3-8-97.

5,000-METER RUN

13:53.17—Dan Mayer, North Central (Ill.), 3-11-94.

55-METER HIGH HURDLES

7.31—Jeffrey York, Albany (N.Y.), 3-11-95.

1,600-METER RELAY

3:13.68—Wis.-La Crosse (Andrew Rock, Charlie Wittleder, Kris Smith, Derek Toshner), 3-15-2003.

DISTANCE MEDLEY RELAY

9:58.53—Haverford (Gregory Bielecki, Christopher Ward, Chris Johnstone, J.B. Haglund), 3-9-2002.

FIELD EVENTS

HIGH JUMP

2.22 (7-3¹/₄)—Ken Hoffman, St. Olaf, 3-13-93.

POLE VAULT

5.50 (18-0¹/₂)—Jeremy Scott, Allegheny, 3-8-2002.

LONG JUMP

7.70 (25-3¹/₄)—Shawn Watson, Mount Union, 3-13-99.

TRIPLE JUMP

16.10 (52-10)—Jan Cado, North Central (Ill.), 3-10-90.

SHOT PUT

18.21 (59-9)—Aaron Banks, Concordia-M'head, 3-9-96.

35-POUND WEIGHT THROW

19.42 (63-8³/₄)—Ethan Brooks, Williams, 3-8-96.

MISCELLANEOUS

INDIVIDUAL CHAMPIONS, YEAR

4—Lincoln (Pa.), 1993.

INDIVIDUAL TITLES, YEAR

- 3—Leonard Jones, St. Thomas (Minn.), 1994 (high jump, long jump, triple jump).
 2—Terry Strouf, Wis.-La Crosse, 1987-88 (shot put, 35-pound weight throw); Greg Foster, Richard Stockton, 1988 (long jump, triple jump); Jan Cado, North Central (Ill.), 1989-90 (long jump, triple jump); Leonard Jones, St. Thomas (Minn.), 1992 (high jump, long jump); Karl Paranya, Haverford, 1995 (800-meter run, 1,500-meter run); Shawn Watson, Mount Union, 1996 (long jump, triple jump); Dave Cooper, Mount Union, 1998 (1,500-meter run, 5,000-meter

run); Shannon King, Wis.-Oshkosh, 1999 (high jump, triple jump); Raheim Greenridge, Wheaton (Mass.), 2002 (high jump, triple jump).

INDIVIDUAL TITLES, CAREER

- 7—Leonard Jones, St. Thomas (Minn.) (high jump 1992-94, long jump 1991-92-94, triple jump 1993-94).
 5—Terry Strouf, Wis.-La Crosse (shot put 1986-87-88, 35-pound weight throw 1987-88); Karl Paranya, Haverford (800-meter run 1994-95, 1,500-meter run 1995-96-97).

REPEAT CHAMPIONS

- 3—Maynard Hurd, Frostburg St. (55-meter high hurdles 1985-86-87); Terry Strouf, Wis.-La Crosse (shot put 1986-87-88); Chad Thomas, Muskingum (pole vault 1991-92-93); Gary Wasserman, Neb. Wesleyan (5,000-meter run 1991-92-93); Brandon Jones, Lincoln (Pa.) (55-meter dash 1992-93-95); Karl Paranya, Haverford (1,500-meter run 1995-96-97); Shawn Watson, Mount Union (long jump 1996-97-99); Chris Cobbs, Lincoln (Pa.) (55-meter high hurdles 1998-2000-01); Brad Parris, McMurry (pole vault 1999-2000-01).

Top Five Team Finishes

Team	1st	2nd	3rd	4th	5th	Best Finish (Year[s])
Albany (N.Y.)	0	1	0	0	0	2nd (1992)
Bates	0	0	0	0	1	5th (1989)
Chris. Newport	0	0	1	0	0	3rd (1998)
Fitchburg St.	0	0	0	0	1	5th (1988)
Fredonia St.	0	0	0	1	0	4th (1985)
Frostburg St.	1	0	1	0	0	1st (1986)
Gust. Adolphus	0	0	0	1	0	4th (2003)
Haverford	0	0	0	2	1	4th (1991-95)
Hunter	0	0	0	0	1	5th (1997)
Ithaca	0	0	0	0	1	5th (1986)
Lincoln (Pa.)	6	7	1	1	0	1st (1990-95-96-98-99-2000)
Loras	0	0	0	1	0	4th (1989)
MIT	0	1	0	0	0	2nd (1990)
Methodist	0	0	0	1	0	4th (1988)
Montclair St.	0	0	1	2	0	3rd (2002)
Mount Union	0	3	2	1	0	2nd (1986-96-98)
Neb. Wesleyan	0	1	2	0	3	2nd (1994)
TCNJ	0	0	0	0	1	5th (2003)
North Central (Ill.)	1	1	2	1	0	1st (1989)
Richard Stockton	0	0	0	0	1	5th (1988)
Rowan	0	0	0	1	0	4th (1999)
St. Lawrence	0	2	0	0	1	2nd (1987-88)
St. Thomas (Minn.)	1	0	4	1	1	1st (1985)
Wheaton (Mass.)	0	0	0	1	1	4th (2002)
Williams	0	0	1	0	1	3rd (1996)
Wis.-Eau Claire	0	0	0	1	1	4th (1990)
Wis.-La Crosse	10	0	5	2	1	1st (1987-88-91-92-93-94-97-2001-02-03)
Wis.-Milwaukee	0	0	0	0	1	5th (1985)
Wis.-Oshkosh	0	3	0	0	1	2nd (1999-2001-03)
Wis.-Stevens Point	0	0	0	2	1	4th (2000-01)
Wis.-Stout	0	0	0	1	0	4th (1997)

Individual Champions**55-METER DASH**

- 1985 Ronnie Hendred, Cornell College, 6.41
 1986 Daryl Brownlee, Buffalo St., 6.35
 1987 Joseph Barber, Frostburg St., 6.37
 1988 Vacated
 1989 Barry Harris, Loras, 6.39
 1990 Ed Milling, Chris. Newport, 6.42
 1991 Bruce Canterbury, Neb. Wesleyan, 6.35
 1992 Brandon Jones, Lincoln (Pa.), 6.31
 1993 Brandon Jones, Lincoln (Pa.), 6.35
 1994 Rich Vargas, Wis.-Stout, 6.40
 1995 Brandon Jones, Lincoln (Pa.), 6.31
 1996 Don Waldron, Lincoln (Pa.), 6.37
 1997 Krishaun Gilmore, Rensselaer, 6.36
 1998 Stefan Mascoll, Cortland St., 6.27
 1999 Stefan Mascoll, Cortland St., 6.22
 2000 Dayne Ross, Lincoln (Pa.), 6.25
 2001 Chaz Clemons, Lincoln (Pa.), 6.26
 2002 Chaz Clemons, Lincoln (Pa.), 6.24
 2003 Bret Blake, Neb. Wesleyan, 6.33

400-METER DASH

- 1985 Barry Fearon, Lincoln (Pa.), 48.53
 1986 Brian Crossman, Fitchburg St., 48.45
 1987 Tim McCrossen, St. Lawrence, 48.32

- 1988 Brian Crossman, Fitchburg St., 47.88
 1989 Mark Long, Lincoln (Pa.), 48.22
 1990 Boniface Makatiani, MIT, 48.46
 1991 Mark Dunzo, MIT, 49.37
 1992 DeWayne Stevens, Montclair St., 47.73
 1993 Jeff Taylor, Lincoln (Pa.), 48.19
 1994 David Coates, Wis.-La Crosse, 48.65
 1995 Terry Anders, Wis.-Stout, 49.01
 1996 Terry Anders, Wis.-Stout, 48.33
 1997 David Whiteis, Wis.-La Crosse, 48.71
 1998 Robert Woolbright, Lincoln (Pa.), 49.03
 1999 Rich Dixon, Rowan, 47.64
 2000 Rich Dixon, Rowan, 48.74
 2001 Kevin Smith, Lynchburg, 48.54
 2002 Andrew Rock, Wis.-La Crosse, 47.47
 2003 Andrew Rock, Wis.-La Crosse, 46.96

800-METER RUN

- 1985 Kirk Pederson, Simpson, 1:51.78
 1986 Don Hastings, Plattsburgh St., 1:54.24
 1987 Vernon Miller, Albany (N.Y.), 1:55.19
 1988 Dan Baker, North Central (Ill.), 1:53.66
 1989 John Ondande, Loras, 1:53.38
 1990 Jeff Cullingford, Moravian, 1:53.11
 1991 Clive Terrelonge, Lincoln (Pa.), 1:51.77
 1992 Clive Terrelonge, Lincoln (Pa.), 1:49.87
 1993 Mike Taylor, Lincoln (Pa.), 1:53.46
 1994 Karl Paranya, Haverford, 1:54.51

- 1995 Karl Paranya, Haverford, 1:52.99
 1996 Creaghan Trainor, Williams, 1:52.00
 1997 Geoff Getz, Brandeis, 1:53.28
 1998 Robert Mitchell, Amherst, 1:50.85
 1999 Geoff Getz, Brandeis, 1:51.04
 2000 Matt Byington, Neb. Wesleyan, 1:51.89
 2001 Chris Horvat, Wis.-Stevens Point, 1:52.39
 2002 Matt Groose, Wis.-Oshkosh, 1:49.73
 2003 Matt Groose, Wis.-Oshkosh, 1:52.01
- 1,500-METER RUN**
- 1985 Mark Beeman, Brandeis, 3:49.37
 1986 Jukka Tammissuo, St. Lawrence, 3:51.15
 1987 Jukka Tammissuo, St. Lawrence, 3:51.10
 1988 Daniel Casper, Carleton, 3:51.84
 1989 Dan Baker, North Central (Ill.), 3:54.41
 1990 Jeff Powles, Mount Union, 3:53.55
 1991 Matt Leighninger, Haverford, 3:54.99
 1992 Sandu Rebenciuc, Augustana (Ill.), 3:53.80
 1993 Sandu Rebenciuc, Augustana (Ill.), 3:54.53
 1994 Aaron Curry, Haverford, 3:54.65
 1995 Karl Paranya, Haverford, 3:54.01
 1996 Karl Paranya, Haverford, 3:48.43
 1997 Karl Paranya, Haverford, 3:47.72
 1998 Dave Cooper, Mount Union, 3:52.56
 1999 Robert Mitchell, Amherst, 3:52.05
 2000 Tim McCoskey, North Central (Ill.), 3:52.79
 2001 Mark Miller, Keene St., 3:49.77

- 2002 Ryan Bak, Trinity (Conn.), 3:52.31
2003 Mark Miller, Keene St., 3:50.03

5,000-METER RUN

- 1985 Danny Bauer, Simpson, 14:25.80
1986 John Fitzgerald, Bates, 14:34.70
1987 Arnie Schraeder, Wis.-Stevens Point, 14:26.92
1988 Tom Moris, Wis.-Stevens Point, 14:25.87
1989 Brett Burt, Wis.-La Crosse, 14:31.52
1990 Seamus McElligott, Haverford, 14:27.26
1991 Gary Wasserman, Neb. Wesleyan, 14:31.12
1992 Gary Wasserman, Neb. Wesleyan, 14:25.95
1993 Gary Wasserman, Neb. Wesleyan, 14:11.54
1994 Dan Mayer, North Central (Ill.), 13:53.17
1995 Ambo Bati, Augustana (Ill.), 14:35.46
1996 Ambo Bati, Augustana (Ill.), 14:21.52
1997 Dave Cooper, Mount Union, 14:37.44
1998 Dave Cooper, Mount Union, 14:27.13
1999 Michael Taye, Frostburg St., 14:49.15
2000 Dan Schwamberger, Wis.-Stevens Point, 14:33.43
2001 Jesse Drake, Wis.-Stevens Point, 14:27.89
2002 Pat Frascone, Wis.-Whitewater, 14:34.90
2003 Ryan Bak, Trinity (Conn.), 14:30.61

55-METER HIGH HURDLES

- 1985 Maynard Hurd, Frostburg St., 7.50
1986 Maynard Hurd, Frostburg St., 7.40
1987 Maynard Hurd, Frostburg St., 7.40
1988 David Detlefsen, Neb. Wesleyan, 7.40
1989 Victor Colter, Lincoln (Pa.), 7.62
1990 Malik Jones, III, Wesleyan, 7.56
1991 Mark Whitsett, Lincoln (Pa.), 7.48
1992 Jeffrey York, Albany (N.Y.), 7.37
1993 Shannon Flowers, Lincoln (Pa.), 7.32
1994 Greg O'Neil, Moravian, 7.45
1995 Jeffrey York, Albany (N.Y.), 7.31
1996 Tyrone Watkins, Lincoln (Pa.), 7.44
1997 Tyrone Watkins, Lincoln (Pa.), 7.41
1998 Chris Cobbs, Lincoln (Pa.), 7.40
1999 Alonzo Wiggins, Lincoln (Pa.), 7.43
2000 Chris Cobbs, Lincoln (Pa.), 7.33
2001 Chris Cobbs, Lincoln (Pa.), 7.37
2002 Enrique Llamas, Montclair St., 7.46
2003 Basil Steele, Duquesne, 7.50

1,600-METER RELAY

- 1987 Lincoln (Pa.) (Willard Fairweather, Arthur James, Andre Hall, Mark Long), 3:19.13
1988 Fitchburg St. (Brian Crossman, Ronald Garon, Willis Toddman, Jamie Wyeth), 3:18.54
1989 Lincoln (Pa.) (Clive Terrelonge, Juan Edney, Vernon Miller, Mark Long), 3:16.09
1990 Lincoln (Pa.) (James Bell, Juan Edney, Clive Terrelonge, Lincoln Townsend), 3:17.82
1991 Lincoln (Pa.) (Keith Falconer, Rodney Moore, Clive Terrelonge, Lincoln Townsend), 3:17.37
1992 Lincoln (Pa.) (Jerome Johnson, Jeff Taylor, Granger Darden, Clive Terrelonge), 3:15.12
1993 Neb. Wesleyan (Shawn Rife, Scott Nelson, Steve Reynolds, Wade Alberts), 3:16.75
1994 Neb. Wesleyan (Todd May, Rusty Moore, Scott Nelson, Steve Reynolds), 3:18.76
1995 Lincoln (Pa.) (Willard Fairweather, Anthony Julien, Rodney Moore, Jeff Taylor), 3:20.16
1996 Lincoln (Pa.) (Anthony Julien, Rodney Moore, William Robinson, Eric Schmidt), 3:15.93
1997 Lincoln (Pa.) (Eric Schmidt, Anthony Julien, Larry Lyerly, Robert Woolbright), 3:16.45
1998 Neb. Wesleyan (Mike Reed, Steve Harder, Chad Wemhoff, Heath Smith), 3:16.58
1999 Rowan (Julius Kinsler, Greg Arnett, Keith Kreiger, Rich Dixon), 3:15.80
2000 Neb. Wesleyan (Steve Harder, Luke Alexander, Josh Becker, Heath Smith), 3:16.97
2001 Wis.-La Crosse (Adam McKahan, Charlie Wittleder, Jesse Reed, Kevin Yarbrough), 3:17.15
2002 Lincoln (Pa.) (Derrick Freeman, Milton Williams, John Ritch, Jeff Jasmin), 3:17.08
2003 Wis.-La Crosse (Andrew Rock, Charlie Wittleder, Kris Smith, Derek Toshner), 3:13.68

DISTANCE MEDLEY RELAY

- 2000 North Central (Ill.) (Charles Califf, Zach Bukal, Ed Riegert, Tim McCoskey), 10:00.13
2001 Luther (Jacob Nimrod, Shaun Meinecke, Joshua Hildebrand, Stacy Sundet), 10:04.88
2002 Haverford (Gregory Bielecki, Christopher Ward, Chris Johnstone, J.B. Haglund), 9:58.53
2003 Wis.-Oshkosh (Paul Brown, Kevin Klueger, Pat Seger, Matt Groose), 10:10.07

HIGH JUMP

- 1985 Kym Orr, Fredonia St., 6-11
1986 David Walker, Albany (N.Y.), 2.06 (6-9)
1987 Leo Miller, John Carroll, 2.08 (6-9¾)
1988 John Dabrowski, Elmhurst, 2.09 (6-10¼)
1989 Matthew Schecter, Bates, 2.13 (6-11¾)
1990 Ken Fox, Buena Vista, 2.12 (6-11½)
1991 Heath Weddle, III, Wesleyan, 2.09 (6-10¼)
1992 Leonard Jones, St. Thomas (Minn.), 2.14 (7-1¼)
1993 Ken Hoffman, St. Olaf, 2.22 (7-3¼)
1994 Leonard Jones, St. Thomas (Minn.), 2.15 (7-0¾)
1995 Ken Hoffman, St. Olaf, 2.11 (6-11)
1996 Jason Slaikeu, Wis.-Eau Claire, 2.11 (6-11)
1997 Eric Taylor-Perry, Wheaton (Mass.), 2.18 (7-1¾)
1998 Craig Lyon, Augustana (Ill.), 2.13 (6-11¾)
1999 Shannon King, Wis.-Oshkosh, 2.13 (6-11¾)
2000 Mike Mead, Wis.-Stevens Point, 2.08 (6-9¾)
2001 Shannon King, Wis.-Oshkosh, 2.13 (6-11¾)
2002 Raheim Greenridge, Wheaton (Mass.), 2.13 (6-11¾)
2003 Dan Olson, Wheaton (Mass.), 2.18 (7-1¾)

POLE VAULT

- 1985 Mike Walden, Wis.-Stevens Point, 15-4½
1986 Ken Debos, Mount Union, 4.75 (15-7)
1987 Steve Hoyser, Fredonia St., 4.70 (15-5)
1988 Alex Greliland, St. Lawrence, 4.87 (15-11¾)
1989 Alex Greliland, St. Lawrence, 4.89 (16-0½)
1990 Dave Forshew, Mount Union, 4.90 (16-0¾)
1991 Chad Thomas, Muskingum, 4.75 (15-7)
1992 Chad Thomas, Muskingum, 5.06 (16-7)
1993 Chad Thomas, Muskingum, 5.01 (16-5¼)
1994 Mike Schnur, Wis.-La Crosse, 5.07 (16-7¾)
1995 Drew Orsinger, Coast Guard, 5.08 (16-8)
1996 Mike Schnur, Wis.-La Crosse, 5.29 (17-4¼)
1997 Ryan Loftus, Rose-Hulman, 5.08 (16-8)
1998 Ryan Loftus, Rose-Hulman, 4.90 (16-0¾)
1999 Brad Parris, McMurry, 5.00 (16-4¾)
2000 Brad Parris, McMurry, 5.15 (16-10¾)
2001 Brad Parris, McMurry, 5.15 (16-10¾)
2002 Jeremy Scott, Allegheny, 5.50 (18-0½)
2003 Hans Schmidt, Wis.-La Crosse, 5.21 (17-1)

LONG JUMP

- 1985 Eron Keely, Neb. Wesleyan, 24-7
1986 Pat Corbett, Fredonia St., 7.10 (23-3½)
1987 Scott Shorney, Denison, 7.46 (24-5¾)
1988 Greg Foster, Richard Stockton, 7.53 (24-8½)
1989 Jan Cado, North Central (Ill.), 7.60 (24-11¼)
1990 Jan Cado, North Central (Ill.), 7.57 (24-10)
1991 Leonard Jones, St. Thomas (Minn.), 7.29 (23-11)
1992 Leonard Jones, St. Thomas (Minn.), 7.48 (24-6½)
1993 Bill Schroeder, Wis.-La Crosse, 7.44 (24-5)
1994 Leonard Jones, St. Thomas (Minn.), 7.65 (25-1¼)
1995 Chip Schneider, Wis.-Platteville, 7.16 (23-6)
1996 Shawn Watson, Mount Union, 7.63 (25-0½)
1997 David Thompson, North Central (Ill.), 7.36 (24-1¾)
1998 Shawn Watson, Mount Union, 7.50 (24-7¼)
1999 Shawn Watson, Mount Union, 7.70 (25-3¼)
2000 Rob Tyson, Wheaton (Mass.), 7.27 (23-10¼)
2001 James Goss, Lynchburg, 7.43 (24-4½)
2002 Andy Basler, Wis.-La Crosse, 7.25 (23-9½)
2003 Joe Moore, Moravian, 7.15 (23-5½)

TRIPLE JUMP

- 1985 Isaac Rodgers, Bridgewater (Va.), 47-9¼
1986 Evan Perkins, Wis.-La Crosse, 14.82 (48-7½)
1987 Evan Perkins, Wis.-La Crosse, 14.83 (48-8)
1988 Greg Foster, Richard Stockton, 15.56 (51-0¾)
1989 Jan Cado, North Central (Ill.), 15.93 (52-3¼)
1990 Jan Cado, North Central (Ill.), 16.10 (52-10)
1991 Dean Cash, Wis.-La Crosse, 15.56 (51-0¾)
1992 Bill Schroeder, Wis.-La Crosse, 15.19 (49-10)
1993 Leonard Jones, St. Thomas (Minn.), 15.41 (50-6¾)
1994 Leonard Jones, St. Thomas (Minn.), 15.81 (51-10½)
1995 David Bullock, Chris. Newport, 14.37 (47-1¾)
1996 Shawn Watson, Mount Union, 14.90 (48-10¾)
1997 Nigel Franklyn, Hunter, 14.98 (49-1¾)
1998 Thomas Thompson, Lincoln (Pa.), 15.26 (50-0¾)
1999 Shannon King, Wis.-Oshkosh, 15.15 (49-8½)
2000 Justin Jarmon, Lincoln (Pa.), 14.89 (48-10¼)
2001 Raheim Greenridge, Wheaton (Mass.), 15.76 (51-8½)

- 2002 Raheim Greenridge, Wheaton (Mass.), 15.89 (52-1¾)
2003 Lee Seeberger, Neb. Wesleyan, 14.88 (48-10)

SHOT PUT

- 1985 Mark Loy, Mount Union, 54-0½
1986 Terry Strouf, Wis.-La Crosse, 17.10 (56-1¼)
1987 Terry Strouf, Wis.-La Crosse, 17.37 (57-0)
1988 Terry Strouf, Wis.-La Crosse, 17.81 (58-5¼)
1989 John Wood, Ursinus, 16.88 (55-4¾)
1990 Todd Callicot, Otterbein, 16.41 (53-10¼)
1991 Keith Rucker, Ohio Wesleyan, 17.40 (57-1)
1992 Paul Conlin, Wis.-Platteville, 17.72 (58-1¾)
1993 Paul Miller, Eureka, 17.29 (56-8¾)
1994 Dave McLaren, Wis.-Oshkosh, 17.88 (58-8)
1995 Aaron Banks, Concordia-Mhead, 16.56 (54-4)
1996 Aaron Banks, Concordia-Mhead, 18.21 (59-9)
1997 Dennis Black, Upper Iowa, 17.39 (57-0¾)
1998 Robert Grieco, Mass.-Boston, 17.81 (58-5¼)
1999 Damian Larkins, Springfield, 17.12 (56-2)
2000 Jason Dennis, III, Wesleyan, 17.31 (56-9½)
2001 Jim Nelson, Wis.-La Crosse, 17.52 (57-5¾)
2002 John Schuna, Wis.-Eau Claire, 17.17 (56-4)
2003 Cody Brotherton, McMurry, 17:04 (55-11)

35-POUND WEIGHT THROW

- 1985 Patrice Parris, MIT, 60-7¼
1986 Scott Remillard, Union (N.Y.), 17.12 (56-2)
1987 Terry Strouf, Wis.-La Crosse, 18.51 (60-8¾)
1988 Terry Strouf, Wis.-La Crosse, 18.56 (60-10¾)
1989 Scott Deering, MIT, 18.13 (59-5¾)
1990 Ben Bautch, St. Thomas (Minn.), 16.82 (55-2¼)
1991 Ben Bautch, St. Thomas (Minn.), 18.11 (59-5)
1992 Dan Schmidt, Wis.-Eau Claire, 19.07 (62-6¾)
1993 Pat Ahern, St. Thomas (Minn.), 19.17 (62-10¾)
1994 Trevor Hitchcock, Fredonia St., 18.82 (61-9)
1995 Bobby Walker, Williams, 18.63 (61-1½)
1996 Ethan Brooks, Williams, 19.42 (63-8¾)
1997 John Wallberg, MIT, 18.07 (59-3½)
1998 Billy McEvila, Bates, 17.93 (58-10)
1999 Mike Seifert, Wis.-La Crosse, 18.54 (60-10)
2000 Ryan Dirks, Pacific Lutheran, 18.19 (59-8¼)
2001 Ryan Dirks, Pacific Lutheran, 18.51 (60-8¾)
2002 *Jamie Sawler, Bates, 19.55 (64-1¾)
2003 Noah Eschenbach, Wis.-Stevens Point, 19.02 (62-5)

*throw was not considered NCAA meet record due to implement not meeting specifications

All-Time Team Results

1985: 1. St. Thomas (Minn.), 38; 2. Lincoln (Pa.), 34; 3. Mount Union, 29; 4. Fredonia St., 26; 5. Wis.-Milwaukee, 23; 6. Frostburg St., 22; 7. Simpson, 20; 8. Buffalo, 16; 9. (tie) MIT and Neb. Wesleyan, 14; 11. Bates, 12; 12. (tie) Brandeis, Bridgewater (Va.) Cornell College and Wis.-Stevens Point, 10; 16. (tie) CCNY, Cortland St. and Union (N.Y.), 8; 19. (tie) Baldwin-Wallace, Colby, Richard Stockton and Southern-N.O., 6; 23. (tie) Plattsburgh St. and St. Lawrence, 5; 25. Mass.-Dartmouth, 4; 26. (tie) St. Olaf and Wis.-Oshkosh, 3; 28. (tie) Albany (N.Y.), Augustana (Ill.), Millikin, Tufts and Widener, 2; 33. (tie) North Central (Ill.), Norwich, Rochester Inst., Rose-Hulman and Rowan, 1; 38. (tie) Bowdoin and Wis.-Stout, ½.

1986: 1. Frostburg St., 38; 2. Mount Union, 34; 3. St. Thomas (Minn.), 31; 4. Wis.-La Crosse, 28½; 5. (tie) Ithaca and St. Lawrence, 20; 7. Lincoln (Pa.), 17; 8. (tie) Brockport St. and Buffalo St., 16; 10. Bates, 11¾; 11. (tie) Albany (N.Y.), Fitchburg St., Fredonia St., Plattsburgh St. and Union (N.Y.), 10; 16. (tie) Mass.-Dartmouth, Neb. Wesleyan and Wis.-Stevens Point, 8; 19. (tie) Bentley, Muskingum, Richard Stockton and Rowan, 6; 23. (tie) Alfred, Case Reserve, Methodist and North Central (Ill.), 4; 27. (tie) Kutztown and Wis.-Oshkosh, 2½; 29. (tie) Cornell College, Haverford, Rochester Inst. and Simpson, 2; 33. (tie) Kenyon, Monmouth (Ill.) and Stony Brook, 1¾; 36. (tie) Carleton, Colby, St. John's (Minn.) and St. Olaf, 1.

1987: 1. Wis.-La Crosse, 44½; 2. St. Lawrence, 43; 3. Frostburg St., 36; 4. Lincoln (Pa.), 32; 5. Wis.-Stevens Point, 27; 6. (tie) Albany (N.Y.) and Neb. Wesleyan, 18; 8. (tie) Fredonia St. and St. Thomas (Minn.), 11; 10. (tie) Denison and John Carroll, 10; 12. (tie) III, Wesleyan, Merchant Marine, Muskingum, Wis.-Platteville and Worcester St., 8; 17. Wis.-Whitewater, 7; 18. (tie)

Alfred, Baldwin-Wallace, Medgar Evers, Mount Union, Otterbein, Rowan and St. John's (Minn.), 6; 25. (tie) Ithaca, Kenyon, MIT, Millikin, Montclair St., Rochester and Wis.-Eau Claire, 4; 32. Carleton, 2½; 33. (tie) Bates, Brandeis, Case Reserve, Fitchburg St., Hamline, Rensselaer, Ripon and Simpson, 2; 41. (tie) Binghamton, Colby, North Central (Ill.), Richard Stockton and Ursinus, 1.

1988: 1. Wis.-La Crosse, 36; 2. St. Lawrence, 30; 3. North Central (Ill.), 23; 4. Methodist, 21; 5. (tie) Fitchburg St. and Richard Stockton, 20; 7. Wis.-Whitewater, 19; 8. Carleton, 16; 9. (tie) Neb. Wesleyan and Westfield St., 11; 11. (tie) Elmhurst, Lincoln (Pa.), Wis.-Eau Claire and Wis.-Stevens Point, 10; 15. (tie) Binghamton, Denison, Dubuque, Frostburg St., Hunter, Ithaca, Mount Union, St. Thomas (Minn.) and Stony Brook, 8; 24. Case Reserve, 7; 25. (tie) MIT, Millikin and Montclair St., 6; 28. (tie) Brandeis, Fredonia St., Mass.-Dartmouth, St. John's (Minn.), Simpson, Tufts, Ursinus, Wabash and Washington (Mo.), 4; 37. (tie) Augustana (Ill.), Bates, Otterbein and Wis.-Oshkosh, 2; 41. (tie) Bethel (Minn.), Bowdoin, Colby, Monmouth (Ill.) and Worcester St., 1.

1989: 1. North Central (Ill.), 66½; 2. Lincoln (Pa.), 38; 3. Wis.-La Crosse, 36; 4. Loras, 21; 5. Bates, 18; 6. (tie) MIT and Wis.-Whitewater, 17; 8. (tie) Fredonia St. and Mount Union, 14; 10. Neb. Wesleyan, 11; 11. (tie) Fitchburg St., Hamline, St. Lawrence and Ursinus, 10; 15. (tie) Carleton, Chris. Newport, Elmhurst, St. Thomas (Minn.), Stony Brook and Wis.-Eau Claire, 8; 21. Moravian, 7; 22. (tie) Binghamton, Haverford, Mary Washington and Wis.-Oshkosh, 6; 26. Westfield St., 5; 27. (tie) Buena Vista, Roanoke, Simpson and Williams, 4; 31. (tie) Brandeis, Coast Guard and Ohio Wesleyan, 2; 34. Wis.-Platteville, 1½; 35. (tie) Alfred, St. Olaf and WPI, 1.

1990: 1. Lincoln (Pa.), 36; 2. MIT, 30½; 3. Wis.-La Crosse, 29; 4. (tie) St. Thomas (Minn.) and Wis.-Eau Claire, 26; 6. North Central (Ill.), 24; 7. Neb. Wesleyan, 23; 8. Mount Union, 20; 9. Moravian, 18; 10. Wis.-Oshkosh, 12; 11. (tie) Buena Vista, Chris. Newport, Fredonia St., Haverford, Ill. Wesleyan and Otterbein, 10; 17. Albany (N.Y.), 9; 18. Baldwin-Wallace, 8½; 19. (tie) Central (Iowa), Fitchburg St. and St. Olaf, 8; 22. Wis.-Whitewater, 7; 23. (tie) Grinnell, Westfield St. and Wis.-Platteville, 6; 26. Wheaton (Ill.), 5; 27. (tie) Frostburg St. and Lynchburg, 4; 29. (tie) Bethel (Minn.) and Simpson, 3; 31. (tie) Brandeis, Concordia-Mhead and Wis.-Stevens Point, 2; 34. (tie) Hunter, Merchant Marine, Montclair St., Rensselaer, Swarthmore, Wesleyan and Williams, 1.

1991: 1. Wis.-La Crosse, 58; 2. Lincoln (Pa.), 47½; 3. Neb. Wesleyan, 31; 4. Haverford, 24; 5. St. Thomas (Minn.), 21½; 6. Ill. Wesleyan, 18; 7. (tie) MIT and North Central (Ill.), 16; 9. Wis.-Eau Claire, 14; 10. Frostburg St., 12; 11. (tie) Wis.-Oshkosh and Wis.-Whitewater, 11; 13. (tie) Chris. Newport, Muskingum, Ohio Wesleyan and Wis.-Stevens Point, 10; 17. (tie) Augustana (Ill.), Concordia-Mhead, Moravian and Mount Union, 8; 21. (tie) Lynchburg, Stony Brook and Widener, 6; 24. (tie) Albany (N.Y.), Baldwin-Wallace, Hamline, Ithaca and Rochester Inst., 4; 29. Simpson, 3½; 30. Wis.-Stout, 3; 31. Rochester, 2; 32. (tie) Bates, Catholic and Cornell College, 1; 35. Wis.-Platteville, ½.

1992: 1. Wis.-La Crosse, 57; 2. Lincoln (Pa.), 49; 3. St. Thomas (Minn.), 40; 4. Montclair St., 25; 5. Wis.-Eau Claire, 24; 6. (tie) Albany (N.Y.), Neb. Wesleyan and North Central (Ill.), 18; 9. Wis.-Oshkosh, 12; 10. Wis.-Platteville, 11; 11. (tie) Augustana (Ill.) and Muskingum, 10; 13. Wis.-Stout, 9; 14. (tie) Haverford, Mount Union, Ohio Wesleyan, Westfield St. and Wis.-Stevens Point, 8; 19. (tie) Binghamton, Concordia-Mhead, Cortland St., Gettysburg, Monmouth (Ill.) and Susquehanna, 6; 25. (tie) Carleton, Chicago and Frostburg St., 4; 28. Rose-Hulman, 3; 29. (tie) Baldwin-Wallace and Chris. Newport, 2; 31. (tie) Buffalo St. and Wartburg, 1½; 33. (tie) Bates, Coast Guard and Cornell College, 1.

1993: 1. Wis.-La Crosse, 70; 2. Lincoln (Pa.), 48; 3. St. Thomas (Minn.), 33; 4. Montclair St., 30; 5. Neb. Wesleyan, 28; 6. MIT, 14; 7. Wis.-Eau Claire, 13; 8.

North Central (Ill.), 11; 9. (tie) Augustana (Ill.), Eureka, Muskingum and St. Olaf, 10; 13. (tie) Albany (N.Y.) and Wis.-Stevens Point, 9; 15. (tie) Concordia-Mhead, Haverford, Rochester Inst. and Wis.-Platteville, 8; 19. (tie) Bridgewater (Va.), Cornell College, Tufts, Wis.-Oshkosh and Wis.-Stout, 6; 24. Fredonia St., 5; 25. (tie) Allegheny, Bates, Gettysburg and Lynchburg, 4; 29. (tie) Bowdoin, Hamline, Moravian, New York U. and Richard Stockton, 2; 34. (tie) Fitchburg St., Loras and Stony Brook, 1.

1994: 1. Wis.-La Crosse, 50; 2. Neb. Wesleyan, 42; 3. St. Thomas (Minn.), 37; 4. North Central (Ill.), 24; 5. Haverford, 20; 6. Fredonia St., 17; 7. Augustana (Ill.), 16; 8. Wis.-Oshkosh, 14; 9. (tie) Bridgewater (Va.), Moravian, Rochester Inst. and Wis.-Stout, 10; 13. (tie) Albany (N.Y.) and Central (Iowa), 9; 15. (tie) Catholic, Concordia-Mhead, Connecticut Col., Emory, Hamline, MIT, Stony Brook and Williams, 8; 23. Coast Guard, 7; 24. (tie) Cornell College and Wis.-Whitewater, 6; 26. Ohio Northern, 5; 27. (tie) Anderson (Ind.), Case Reserve, Chicago, Colby, Rose-Hulman and Tufts, 4; 33. (tie) Bates, Chris. Newport, Elmhurst, Wis.-Eau Claire and Wis.-Platteville, 2; 38. (tie) Lynchburg, St. Olaf, Richard Stockton and Wis.-River Falls, 1.

1995: 1. Lincoln (Pa.), 56; 2. Albany (N.Y.), 32; 3. Wis.-La Crosse, 28; 4. Haverford, 20; 5. Williams, 18; 6. Augustana (Ill.), 16; 7. (tie) Chris. Newport, Mount Union and Tufts, 14; 10. (tie) Coast Guard, MIT and Ohio Northern, 12; 13. (tie) Concordia-Mhead, St. Olaf, Wis.-Platteville and Wis.-Stout, 11; 17. North Central (Ill.), 10; 18. (tie) Brandeis, Catholic, Fredonia St., Frostburg St. and Union (N.Y.), 8; 23. Rochester Inst., 7; 24. (tie) Alfred, Case Reserve and Rochester, 6; 27. (tie) Neb. Wesleyan and Wis.-Stevens Point, 5; 29. (tie) Central (Iowa), Lynchburg, TCNJ and St. Thomas (Minn.), 4; 33. Hamline, 3; 34. (tie) Methodist and Monmouth (Ill.), 2; 36. (tie) Binghamton, Emory, Gust. Adolphus and Wis.-Oshkosh, 1.

1996: 1. Lincoln (Pa.), 58; 2. Mount Union, 42; 3. Williams, 32; 4. Wis.-La Crosse, 28; 5. Neb. Wesleyan, 22; 6. (tie) Concordia-Mhead and Wis.-Stout, 18; 8. (tie) Haverford and North Central (Ill.), 16; 10. (tie) Augustana (Ill.), Bowdoin and Loras, 14; 13. (tie) Tufts and Wis.-Platteville, 12; 15. Wis.-Eau Claire, 10; 16. (tie) Amherst, Coast Guard, Luther and Methodist, 8; 20. (tie) Binghamton, Case Reserve, Emory and Hunter, 6; 24. (tie) Rensselaer and Wartburg, 4; 26. Upper Iowa, 3; 27. (tie) St. Lawrence, Springfield and Wis.-Stevens Point, 2; 30. (tie) Gettysburg, Gust. Adolphus, Monmouth (Ill.) and Wis.-Oshkosh, 1.

1997: 1. Wis.-La Crosse, 44; 2. Lincoln (Pa.), 41; 3. Mount Union, 35; 4. Wis.-Stout, 24; 5. Hunter, 18; 6. North Central (Ill.), 17; 7. (tie) Haverford, Wheaton (Mass.) and Wis.-Stevens Point, 16; 10. (tie) Augustana (Ill.) and Bates, 12; 12. (tie) Brandeis, MIT, Neb. Wesleyan, Rensselaer, Rose-Hulman and Upper Iowa, 10; 18. (tie) Cortland St., Emory, Ohio Northern and Rochester, 8; 22. (tie) Amherst, Binghamton, Carroll (Wis.), Mary Washington and Monmouth (Ill.), 6; 27. Wis.-Oshkosh, 5; 28. (tie) Anderson (Ind.), Chris. Newport, St. Lawrence and Wis.-Eau Claire, 4; 32. (tie) Millikin, Rowan and Wis.-Whitewater, 2; 35. (tie) Gust. Adolphus, TCNJ and St. Thomas (Minn.), 1.

1998: 1. Lincoln (Pa.), 53; 2. Mount Union, 48; 3. (tie) Chris. Newport and North Central (Ill.), 20; 5. Wis.-La Crosse, 19; 6. (tie) Amherst and Augustana (Ill.), 14; 8. (tie) Bates, Binghamton and Neb. Wesleyan, 12; 11. (tie) Cortland St., Mass.-Boston, Rose-Hulman, Williams and Wis.-Stevens Point, 10; 16. Lynchburg, 9; 17. (tie) Brandeis, Howard Payne, Hunter, John Carroll, Wis.-Platteville and Wis.-Stout, 8; 23. Rensselaer, 7½; 24. Wis.-Eau Claire, 7; 25. (tie) Coe, Millikin and Rowan, 6; 28. (tie) Fredonia St., Hamline, Ohio Northern, Wis.-Whitewater and WPI, 4; 33. Coast Guard, 3; 34. (tie) Ill. Wesleyan, Loras, Plattsburgh St., St. Thomas (Minn.), Springfield and Wartburg, 2; 40. Luther, 1½; 41. (tie) Bowdoin, Frostburg St. and Monmouth (Ill.), 1.

1999: 1. Lincoln (Pa.), 60; 2. Wis.-Oshkosh, 37; 3. Wis.-La Crosse, 26; 4. (tie) Mount Union and Rowan, 20; 6. Neb. Wesleyan, 19; 7. North Central (Ill.), 18; 8.

Amherst, 16; 9. (tie) Bates, Frostburg St. and Ill. Wesleyan, 12; 12. (tie) Brandeis, Cortland St., McMurry and Springfield, 10; 16. (tie) Heidelberg, Keene St., Ohio Northern and St. Thomas (Minn.), 8; 20. Wis.-Stout, 7; 21. (tie) Howard Payne, Lynchburg, Millikin and Wheaton (Mass.), 6; 25. Wis.-Platteville, 5; 26. (tie) Central (Iowa), Haverford, Montclair St., Pacific Lutheran and St. John's (Minn.), 4; 31. Williams, 3; 32. (tie) Bowdoin, Coe, Dubuque, Methodist, Rose-Hulman, Wartburg, Wis.-Stevens Point and WPI, 2; 40. (tie) Chris. Newport, DePauw, Loras and Otterbein, 1.

2000: 1. Lincoln (Pa.), 59; 2. North Central (Ill.), 40; 3. Wis.-La Crosse, 33; 4. Wis.-Stevens Point, 28; 5. Neb. Wesleyan, 26; 6. Wheaton (Mass.), 18; 7. St. Thomas (Minn.), 17; 8. Ill. Wesleyan, 16; 9. Chris. Newport, 14; 10. Wis.-Platteville, 12; 11. (tie) McMurry, Pacific Lutheran and Rowan, 10; 14. Heidelberg, 9; 15. (tie) Bates, Bowdoin, Dubuque, Eastern Ore., Millikin, Springfield and Washington (Mo.), 8; 22. Wis.-Oshkosh, 7; 23. (tie) DePauw, Eastern Conn. St. and Ohio Wesleyan, 6; 26. Ohio Northern, 5; 27. (tie) Amherst, Augustana (Ill.), Brandeis, Lynchburg, Rose-Hulman, St. Olaf and Wis.-Eau Claire, 4; 34. Keene St., 3; 35. (tie) Elmhurst, Haverford, Macalester, MIT, Messiah and Worcester St., 2; 41. (tie) Dickinson, Mount Union and Widener, 1.

2001: 1. Wis.-La Crosse, 58; 2. Wis.-Oshkosh, 44; 3. Lincoln (Pa.), 38; 4. Wis.-Stevens Point, 34; 5. Wheaton (Mass.), 25; 6. Lynchburg, 24; 7. Wis.-Platteville, 16; 8. Keene St., 15; 9. Luther, 14; 10. Monmouth (Ill.), 12; 11. (tie) McMurry and Pacific Lutheran, 10; 13. (tie) MIT, St. Olaf, Wartburg, Widener, Wis.-Whitewater and Worcester St., 8; 19. (tie) Chris. Newport, Middlebury and Wheaton (Ill.), 7; 22. (tie) Central (Iowa), Heidelberg, Mount Union, Rose-Hulman and Wilmington (Ohio), 6; 27. Haverford, 5; 28. (tie) Frostburg St. and North Central (Ill.), 4; 30. (tie) Augustana (Ill.), Buena Vista, Carroll (Wis.), TCNJ, Ohio Wesleyan, Springfield and Tufts, 2; 37. (tie) Cortland St., DePauw, Neb. Wesleyan, St. Thomas (Minn.), Wm. Paterson, Williams, Wis.-Eau Claire and Wis.-Stout, 1.

2002: 1. Wis.-La Crosse, 54; 2. Lincoln (Pa.), 48; 3. Montclair St., 29; 4. Wheaton (Mass.), 27; 5. Wis.-Oshkosh, 26; 6. Wilmington (Ohio), 23; 7. North Central (Ill.), 22; 8. TCNJ, 19; 9. (tie) Haverford and Wis.-Whitewater, 17; 11. Wis.-Eau Claire, 16; 12. Mary Washington, 14; 13. (tie) Dubuque, MIT, Mount Union and Trinity (Conn.), 12; 17. St. Lawrence, 11; 18. (tie) Allegheny, Bates, Central (Iowa) and Wis.-Stevens Point, 10; 22. (tie) Frostburg St., St. Olaf and Wis.-Platteville, 8; 25. (tie) Geneseo St., Ithaca, Ohio Wesleyan and Wis.-Stout, 6; 29. Carroll (Wis.), 5½; 30. (tie) Cortland St., Eastern Conn. St., Gust. Adolphus, Messiah and St. Norbert, 5; 35. (tie) Chris. Newport, Hamline, Lehman, McDaniel, Monmouth (Ill.), Neb. Wesleyan, Rose-Hulman and Williams, 4; 43. (tie) Bowdoin, Bridgewater (Va.), Tufts and Widener, 3; 47. (tie) Adrian, Anderson (Ind.), Greenville, Loras and St. Thomas (Minn.), 2; 52. (tie) Simpson and Wartburg, 1; 54. Richard Stockton, ½.

2003: 1. Wis.-La Crosse, 71; 2. Wis.-Oshkosh, 34; 3. Neb. Wesleyan, 27; 4. Gust. Adolphus, 23; 5. TCNJ, 22; 6. McMurry, 16½; 7. (tie) Dubuque, Trinity (Conn.) and Wis.-Stevens Point, 15; 10. (tie) Keene St., Monmouth (Ill.), Muhlenberg and Wheaton (Mass.), 12; 14. (tie) Wartburg and Williams, 11; 16. (tie) MIT, Moravian, Rensselaer, St. Norbert and Wis.-Whitewater, 10; 21. (tie) Wis.-Eau Claire and Wis.-Platteville, 9; 23. (tie) Hamline, Lynchburg, Mary Washington, Rose-Hulman, Rowan and Wittenberg, 8; 29. St. Thomas (Minn.), 7½; 30. (tie) Chicago, Emory and Mount Union, 7; 33. (tie) Chris. Newport, Greenville and Loras, 6; 36. (tie) Augsburg, Montclair St., St. John's (Minn.), Springfield, Tufts and Wabash, 5; 42. (tie) DePauw, Eastern Ore. and Union (N.Y.), 4; 45. (tie) Carleton, Carthage, Lawrence, McDaniel, North Central (Ill.), St. Lawrence and Wilmington (Ohio), 3; 52. (tie) Elizabethtown, Haverford and Ill. Wesleyan, 2; 55. (tie) Adrian, Bates, Central (Iowa), Colby, Defiance and Ithaca, 1.

Wrestling

DIVISION I



2003 Championships

Edited by: Ty Halpin

Highlights

Cowboys take 31st crown: Johnny Thompson ended his collegiate wrestling career with a 2-2 career record against Minnesota's Ryan Lewis.

In NCAA title matches, however, Thompson owns the rivalry; his last victory helped Oklahoma State win its 31st team title March 22 in Kansas City, Missouri.

Thompson beat Lewis in the 133-pound final for the second straight year, and teammate Jake Rosholt won the 184-pound title as the Cowboys won their first championship since 1994 and extended their NCAA record for overall titles. Iowa is a distant second with 20 team titles.

Minnesota, the two-time defending champion, finished second, 38 1/2 points behind the Cowboys. Oklahoma was third and Lehigh finished fourth.




Photo by Reed Hoffmann/NCAA Photos

Travis Lee of Cornell (right) wrestles Chris Fleeger of Purdue in the 125-pound championship bout. Lee defeated Fleeger, 6-4, helping Cornell to a 10th-place finish in the team competition.

TEAM STANDINGS

1. Oklahoma St.	143	25. Harvard	22 1/2	North Carolina St.	3 1/2
2. Minnesota	104 1/2	26. Clarion	22	50. Binghamton	3
3. Oklahoma	78	27. Air Force	21 1/2	Boston U.	3
4. Lehigh	69	28. Army	20 1/2	Duke	3
5. Arizona St.	65	29. Pennsylvania	19	Stanford	3
6. Penn St.	62	30. Fresno St.	15	Wyoming	3
7. Michigan	58	31. Cal Poly	14 1/2	55. Kent St.	2 1/2
8. Iowa	57 1/2	32. Central Mich.	14	Drexel	2 1/2
9. Illinois	53	33. Appalachian St.	12 1/2	James Madison	2 1/2
10. Cornell	52	34. North Carolina	11	Virginia	2 1/2
11. Northern Iowa	49 1/2	35. Lock Haven	10 1/2	59. Buffalo	2
12. Boise St.	45	36. Ohio	10	Eastern Ill.	2
13. Nebraska	40 1/2	37. Oregon	10	Northwestern	2
14. Purdue	38	Princeton	10	UC Davis	2
15. Ohio St.	37	39. Cal St. Bakersfield	7 1/2	63. Columbia	1 1/2
16. Missouri	34	Navy	7 1/2	Duquesne	1 1/2
17. West Virginia	33 1/2	41. Cleveland St.	6 1/2	Rutgers	1 1/2
18. Michigan St.	32	42. Sacred Heart	6	66. Brown	1
19. Iowa St.	30	43. Indiana	4 1/2	Gardner-Webb	1
Pittsburgh	30	Maryland	4 1/2	Oregon St.	1
21. Hofstra	27	Rider	4 1/2	69. George Mason	1/2
22. Northern Ill.	26 1/2	46. VMI	4		
23. Wisconsin	24	Virginia Tech	4		
24. Edinboro	23	48. Citadel	3 1/2		

Third round—Botelho def. Mausser, 9-6; Greenberg def. Kraemer, 6-1; Fekete def. Shunamon, 3-2; Ruiz def. Stone, 9-4.

Fourth round—Botelho def. Grossman, 7-3; Stender def. Greenberg, 7-4; Smith def. Fekete, 7-6; Ruiz def. Horner, 10-8 (sudden victory).

Fifth round—Slender pinned Botelho, 1:23; Ruiz def. Smith, 4-3.

Semifinals—Slender def. Skretkowicz, 10-1; Lawal def. Ruiz, 5-3. **Third place**—Lawal def. Stender, 7-4. **Fifth place**—Ruiz def. Skretkowicz, 7-4. **Seventh place**—Smith pinned Botelho, 2:32.

HEAVYWEIGHT CLASS

MAIN BRACKET

First round—Scott Coleman, Iowa St., def. Greg Wagner, Michigan, 3-0; John Testa, Clarion, def. Tomas Rodriguez, Kent St., 8-4; Garrett Lowney, Minnesota, def. Brad Steele, Wyoming, 9-4; Boe Rushton, Boise St., def. Kevin Herron, Missouri, 7-1; Israel Blevins, Purdue, def. Marc Allemang, Duquesne, 9-7; Kellan Fluckiger, Arizona St., def. Mike Carroll, Drexel, 8-1; Tommy

Rowlands, Ohio St., pinned Willie Gruenwald, Oklahoma St., 4:15; Carmelo Marrero, Rider, def. Andy Bowlby, Oregon St., 16-12; Matt Feast, Pennsylvania, def. Justin Staebler, Wisconsin, 4-3; Pat Cummins, Penn St., def. Russ Davie, Cleveland St., 12-2; John Paxton, Army, pinned Billy Linane, Citadel, 2:34; Kevin Hoy, Air Force, pinned Joe Sahl, Lehigh, 5:41.

Second round—Steve Mocco, Iowa, pinned Coleman, 2:03; Testa def. Lowney, 7-3; Rushton pinned Brent Miller, West Virginia, 8:15 (tiebreaker); Fluckiger def. Blevins, 7-1; Rowlands pinned Dan Howe, Cal Poly, 1:22; Feast def. Marrero, 5-3; Cummins def. Paul Hynek, Northern Iowa, 6-2; Hoy def. Paxton, 8-4.

Quarterfinals—Mocco def. Testa, 7-1; Fluckiger pinned Rushton, 1:21; Rowlands def. Feast, 11-7; Hoy def. Cummins, 3-2.

Semifinals—Mocco def. Fluckiger, 10-2; Hoy pinned Rowlands, 0:46.

Final—Mocco def. Hoy, 8-3.

WRESTLEBACKS

First round—Sahl pinned Linane, 1:48; Staebler def. Bowlby, 3-0; Carroll pinned Allemang, 6:45; Rodriguez def. Steele, 7-4.

Second round—Miller def. Sahl, 7-4; Blevins def. Davie, 2-1 (tiebreaker); Staebler def. Coleman, 4-2 (sudden victory); Gruenwald pinned Lowney, 2:40; Hynek def. Carroll, 5-3; Herron pinned Paxton, 5:26; Rodriguez def. Howe, 16-4; Wagner pinned Marrero, 2:58.

Third round—Miller def. Blevins, 7-4; Staebler def. Gruenwald, 4-2 (sudden victory); Hynek pinned Herron, 0:49; Wagner def. Rodriguez, 5-1.

Fourth round—Feast def. Miller, 7-3; Cummins def. Staebler, 7-3; Testa def. Hynek, 15-5; Rushton pinned Wagner, 2:43.

Fifth round—Cummins def. Feast, 10-4; Rushton def. Testa, 12-4.

Semifinals—Cummins def. Fluckiger, 5-4; Rushton def. Rowlands, medical forfeit. **Third place**—Rushton def. Cummins, 10-8 (sudden victory). **Fifth place**—Fluckiger def. Rowlands, medical forfeit. **Seventh place**—Feast def. Testa, 8-6.

History

Team Results

(Note: No tournament held, 1943-45.) *Unofficial champions.

Year	Champion	Coach	Points	Runner-Up	Points	Host or Site	Finals Attendance	Championships Total Attendance
1928	*Oklahoma St.	E. C. Gallagher		Iowa St., Michigan		Iowa St.	—	—
1929	Oklahoma St.	E. C. Gallagher	26	Michigan	18	Ohio St.	—	—
1930	Oklahoma St.	E. C. Gallagher	27	Illinois	14	Penn St.	—	—
1931	*Oklahoma St.	E. C. Gallagher		Iowa St.		Brown	—	—
1932	*Indiana	W. H. Thom		Oklahoma St.		Indiana	—	—
1933	*Iowa St.	Hugo Otopalik				Lehigh	—	—
	*Oklahoma St.	E. C. Gallagher						
1934	Oklahoma St.	E. C. Gallagher	29	Indiana	19	Michigan	—	—
1935	Oklahoma St.	E. C. Gallagher	36	Oklahoma	18	Lehigh	—	—
1936	Oklahoma	Paul Keen	14	Central Okla.	10	Wash. & Lee	—	—
				Oklahoma St.	10			
1937	Oklahoma St.	E. C. Gallagher	31	Oklahoma	13	Indiana St.	—	—
1938	Oklahoma St.	E. C. Gallagher	19	Illinois	15	Penn St.	—	—
1939	Oklahoma St.	E. C. Gallagher	33	Lehigh	12	Frank. & Marsh.	—	—
1940	Oklahoma St.	E. C. Gallagher	24	Indiana	14	Illinois	—	—
1941	Oklahoma St.	Art Griffith	37	Michigan St.	26	Lehigh	—	—
1942	Oklahoma St.	Art Griffith	31	Michigan St.	26	Michigan St.	—	—
1946	Oklahoma St.	Art Griffith	25	Northern Iowa	24	Oklahoma St.	—	—
1947	Cornell College	Paul Scott	32	Northern Iowa	19	Illinois	—	—
1948	Oklahoma St.	Art Griffith	33	Michigan St.	28	Lehigh	—	—
1949	Oklahoma St.	Art Griffith	32	Northern Iowa	27	Colorado St.	—	—
1950	Northern Iowa	David McCuskey	30	Purdue	16	Northern Iowa	—	—
1951	Oklahoma	Port Robertson	24	Oklahoma St.	23	Lehigh	—	—
1952	Oklahoma	Port Robertson	22	Northern Iowa	21	Colorado St.	3,000	—
1953	Penn St.	Charles Speidel	21	Oklahoma	15	Penn St.	6,000	15,000
1954	Oklahoma St.	Art Griffith	32	Pittsburgh	17	Oklahoma	—	—
1955	Oklahoma St.	Art Griffith	40	Penn St.	31	Cornell	3,500	—
1956	Oklahoma St.	Art Griffith	65	Oklahoma	62	Oklahoma St.	—	—
1957	Oklahoma	Port Robertson	73	Pittsburgh	66	Pittsburgh	5,200	—
1958	Oklahoma St.	Myron Roderick	77	Iowa St.	62	Wyoming	—	—
1959	Oklahoma St.	Myron Roderick	73	Iowa St.	51	Iowa	—	16,500
1960	Oklahoma	Thomas Evans	59	Iowa St.	40	Maryland	6,800	22,900
1961	Oklahoma St.	Myron Roderick	82	Oklahoma	63	Oregon St.	—	6,445
1962	Oklahoma St.	Myron Roderick	82	Oklahoma	45	Oklahoma St.	—	—
1963	Oklahoma	Thomas Evans	48	Iowa St.	45	Kent	—	15,000
1964	Oklahoma St.	Myron Roderick	87	Oklahoma	58	Cornell	5,700	—
1965	Iowa St.	Harold Nichols	87	Oklahoma St.	86	Wyoming	5,247	14,486
1966	Oklahoma St.	Myron Roderick	79	Iowa St.	70	Iowa St.	7,300	22,100
1967	Michigan St.	Grady Peninger	74	Michigan	63	Kent	—	31,000
1968	Oklahoma St.	Myron Roderick	81	Iowa St.	78	Penn St.	—	32,900
1969	Iowa St.	Harold Nichols	104	Oklahoma	69	Brigham Young	—	—
1970	Iowa St.	Harold Nichols	99	Michigan St.	84	Northwestern	—	—
1971	Oklahoma St.	Tommy Chesbro	94	Iowa St.	66	Auburn	5,981	25,000
1972	Iowa St.	Harold Nichols	103	Michigan St.	72 1/2	Maryland	12,300	42,500

Year	Champion	Coach	Points	Runner-Up	Points	Host or Site	Finals Attendance	Championships Total Attendance
1973	Iowa St.	Harold Nichols	85	Oregon St.	72 1/2	Washington	9,000	—
1974	Oklahoma	Stan Abel	69 1/2	Michigan	67	Iowa St.	13,300	—
1975	Iowa	Gary Kurdelmeier	102	Oklahoma	77	Princeton	—	—
1976	Iowa	Gary Kurdelmeier	123 1/2	Iowa St.	85 3/4	Arizona	—	17,297
1977	Iowa St.	Harold Nichols	95 1/2	Oklahoma St.	88 3/4	Oklahoma	—	42,814
1978	Iowa	Dan Gable	94 1/2	Iowa St.	94	Maryland	—	43,759
1979	Iowa	Dan Gable	122 1/2	Iowa St.	88	Iowa St.	—	62,809
1980	Iowa	Dan Gable	110 3/4	Oklahoma St.	87	Oregon St.	—	27,169
1981	Iowa	Dan Gable	129 3/4	Oklahoma	100 1/4	Princeton	—	41,692
1982	Iowa	Dan Gable	131 3/4	Iowa St.	111	Iowa St.	—	66,307
1983	Iowa	Dan Gable	155	Oklahoma St.	102	Okla. & Okla. St.	—	63,263
1984	Iowa	Dan Gable	123 3/4	Oklahoma St.	98	Princeton	—	47,343
1985	Iowa	Dan Gable	145 1/4	Oklahoma	98 1/2	Okla. & Okla. St.	—	41,884
1986	Iowa	Dan Gable	158	Oklahoma	84 1/4	Iowa	—	63,156
1987	Iowa St.	Jim Gibbons	133	Iowa	108	Maryland	—	47,676
1988	Arizona St.	Bobby Douglas	93	Iowa	85 1/2	Iowa St.	—	55,152
1989	Oklahoma St.	Joe Seay	91 1/4	Arizona St.	70 1/2	Okla. & Okla. St.	—	40,112
1990	Oklahoma St.	Joe Seay	117 3/4	Arizona St.	104 3/4	Maryland	—	45,132
1991	Iowa	Dan Gable	157	Oklahoma St.	108 3/4	Iowa	—	70,163
1992	Iowa	Dan Gable	149	Oklahoma St.	100 1/2	Okla. & Okla. St.	—	40,896
1993	Iowa	Dan Gable	123 3/4	Penn St.	87 1/2	Iowa St.	—	57,182
1994	Oklahoma St.	John Smith	94 3/4	Iowa	76 1/2	North Carolina	—	58,931
1995	Iowa	Dan Gable	134	Oregon St.	77 1/2	Iowa	14,064	81,028
1996	Iowa	Dan Gable	122 1/2	Iowa St.	78 1/2	Minnesota	13,979	77,053
1997	Iowa	Dan Gable	170	Oklahoma St.	113 1/2	Northern Iowa	17,436	90,064
1998	Iowa	Jim Zalesky	115	Minnesota	102	Cleveland St.	12,997	73,020
1999	Iowa	Jim Zalesky	100 1/2	Minnesota	98 1/2	Penn St.	14,055	80,654
2000	Iowa	Jim Zalesky	116	Iowa St.	109 1/2	St. Louis	16,795	96,944
2001	Minnesota	J Robinson	138 1/2	Iowa	125 1/2	Iowa	15,500	80,727
2002	Minnesota	J Robinson	126 1/2	Iowa St.	104	Albany, N.Y.	13,077	76,843
2003	Oklahoma St.	John Smith	143	Minnesota	104 1/2	Kansas City, Mo.	16,436	—

TEAM CHAMPIONSHIPS

(Note: Totals include co-championships.)

Oklahoma St. 31, Iowa 20, Iowa St. 8, Oklahoma 7, Minnesota 2, Arizona St., Cornell College, Indiana, Michigan St., Northern Iowa, Penn St., 1 each.

TOP-10 TEAM FINISHES*

	No.	Best Finish	Year
Air Force	1	10th	1967
Appalachian St.	2	Tie 5th	1941
Arizona St.	17	1st	1988
Army	2	10th	1965-66
Auburn*	2	9th	1981
Bloomsburg	3	5th	1987
Boise St.	2	10th	1999-01
Brigham Young	3	4th	1973-74
California*	1	Tie 9th	1952
Cal Poly	6	5th	1969
Cal St. Bakersfield	4	3rd	1996
Central Mich.	3	5th	1998
Central Okla. (II)	4	Tie 2nd	1936
Chicago (III)	1	10th	1938
CCNY*	1	9th	1939
Clarion	3	6th	1972-87
Clemson*	1	7th	1994
Colorado*	3	Tie 4th	1964
Colorado St.*	7	Tie 4th	1940
Cornell	6	3rd	1953
Cornell College (III)	11	1st	1947
East Stroudsburg	1	Tie 8th	1966
Edinboro	4	6th	1997
Frank. & Marsh.	2	Tie 4th	1939
Fresno St.	1	8th	1993
Harvard	1	Tie 7th	1938
Illinois	27	2nd	1931-38
Indiana	11	1st	1932
Indiana St.*	1	7th	1982
Iowa	51	1st	20 times
Iowa St.	57	1st	8 times
Ithaca (III)	1	Tie 7th	1950
Kansas*	1	Tie 8th	1930
Kansas St.*	3	Tie 6th	1930
Kentucky*	2	10th	1977-80
Kent St.	2	Tie 5th	1941-42
Lehigh	35	2nd	1939
Lock Haven	6	5th	1997

	No.	Best Finish	Year
LSU*	2	8th	1983-84
Maryland	2	9th	1964-65
Michigan	38	2nd	3 times
Michigan St.	24	1st	1967
Minnesota	26	1st	2001-02
Minn. St. Mankato (II)	2	7th	1959
Missouri	1	10th	1984
MIT (III)	1	Tie 6th	1930
Navy	13	Tie 4th	1954
Nebraska	14	3rd	1993
North Carolina	5	5th	1982
North Carolina St.	4	7th	1993
Northern Ill.	1	Tie 10th	1960
Northern Iowa	18	1st	1950
Northwestern	5	4th	1932-90
Ohio	7	Tie 5th	1932
Ohio St.	10	4th	1940-91
Oklahoma	57	1st	7 times
Oklahoma St.	72	1st	31 times
Oregon St.	18	2nd	1973-95
Pennsylvania	3	Tie 8th	1941-42
Penn St.	39	1st	1953
Pittsburgh	13	2nd	1954-57
Portland St.	4	5th	1967
Princeton	1	5th	1951
Purdue	9	2nd	1953
San Jose St.*	1	9th	1982
Slippery Rock	1	10th	1974
Southern Ill.*	2	Tie 4th	1964
Southwestern Okla.*	5	4th	1934-38
Springfield (III)	1	6th	1934
Syracuse	6	Tie 4th	1950-63
Temple*	1	10th	1969
Tennessee*	1	8th	1985
Toledo*	2	4th	1952
UCLA*	1	8th	1969
Virginia	1	Tie 10th	1957
Washington*	5	4th	1972
Wash. & Lee (III)	2	10th	1934-35
Waynesburg (III)	4	Tie 6th	1952
West Virginia	4	6th	1991
Wisconsin	13	4th	1976-78
Wyoming	3	3rd	1960
Yale	1	4th	1941

*No longer sponsors wrestling

(I) Now a Division II team

(II) Now a Division III team

+1931-32-33 results unofficial. For 1931, only first two places represented. For 1932, all 10 places represented. For 1933, only two teams that tied for first are represented.

INDIVIDUAL CHAMPIONSHIPS

Oklahoma St. 124, Iowa 70, Oklahoma 64, Iowa St. 62, Lehigh 25, Michigan St. 24, Northern Iowa 21, Illinois 20, Penn St. 20, Michigan 18, Wisconsin 17, Minnesota 15, Pittsburgh 15, Oregon St. 12, Ohio St. 10, Cal St. Bakersfield 9, Lock Haven 9, Arizona St. 8, Clarion 8, Indiana 8, Nebraska 7, Syracuse 7, Cornell 7, Cornell College 6, Northwestern 6, North Carolina 5, Bloomsburg 4, Fresno St. 4, North Carolina St. 4, Ohio 4, Purdue 4, Clemson 3, Colorado 3, Navy 3, Pennsylvania 3, Pitt.-Johnstown 3, Waynesburg 3, West Virginia 3, Army 2, Cal Poly 2, Central Okla. 2, East Stroudsburg 2, Maryland 2, Northern Colo. 2, Edinboro 2, Portland St. 2, Southern Ill. 2, Southwestern Okla. 2, Temple 2, Toledo 2, Washington 2, Yale 2, Adams St., Air Force, Auburn, Boise St., California, Central Mich., Colorado St., Concordia-Mhead, Harvard, Hofstra, Indiana St., Kansas St., Montclair St., TCNJ, Northern Ill., Oregon, Princeton, Slippery Rock, Tennessee, UCLA, Western Ill., Western Mich., Wyoming, 1 each.

Championships Records

NUMBER OF INDIVIDUAL CHAMPIONS, YEAR

5—Iowa, 1986-97.
4—Oklahoma St., 1928-29-31-37-41-42; Iowa, 1983; Iowa St., 1987.

REPEAT CHAMPIONS

4—Cael Sanderson, Iowa St. (184-pound 1999-00-01, 197-pound 2002); Pat Smith, Oklahoma St. (158-pound 1990-91-92-94)
3—David Arndt, Oklahoma St. (145-pound 1941-42, 136-pound 1946); Ed Banach, Iowa (177-pound 1980-81, 190-pound 1983); Rick Bonomo, Bloomsburg (118-pound 1985-86-87); Tom Brands, Iowa (134-pound 1990-91-92); Conrad Caldwell, Oklahoma St. (165-pound 1929, 175-pound 1930-31); Nate Carr, Iowa St. (150-pound 1981-82-83);

Mike Caruso, Lehigh (123-pound 1965-66-67); Mark Churella, Michigan (150-pound 1977-78, 167-pound 1979); Barry Davis, Iowa (118-pound 1982, 126-pound 1983-85); Ross Flood, Oklahoma St. (126-pound 1933-34-35); Eric Guerrero, Oklahoma St. (126-pound 1997-98, 133-pound 1999); Carlton Haselrig, Pitt-Johnstown (heavyweight 1987-88-89); Larry Hayes, Iowa St. (137-pound 1959, 147-pound 1960-61); Stanley Henson, Oklahoma St. (145-pound 1937-38, 155-pound 1939); Dan Hodge, Oklahoma (177-pound 1955-56-57); Dick Hutton, Oklahoma St. (heavyweight 1947-48-50); Jimmy Jackson, Oklahoma St. (heavyweight 1976-77-78); T. J. Jaworsky, North Carolina (134-pound 1993-94-95); Greg Johnson, Michigan St. (118-pound 1970-71-72); Lee Kemp, Wisconsin (158-pound 1976-77-78); William Koll, Northern Iowa (145-pound 1946-47, 147.5-pound 1948); Lowell Lange, Cornell College (136-pound 1947-49-50); Wayne Martin, Oklahoma (135-pound 1934, 145-pound 1935, 134-pound 1936); Earl McCready, Oklahoma St. (heavyweight 1928-29-30); Joe McDaniels, Oklahoma St. (118-pound 1937-38, 121-pound 1939); Lincoln McClravy, Iowa (142-pound 1993, 150-pound 1994-97); William Nelson, Northern Iowa (165-pound 1947, 155-pound 1949-50); Ed Peery, Pittsburgh (115-pound 1952-53-54); Rex Peery, Oklahoma St. (118-pound 1933-34-35); Myron Roderick, Oklahoma St. (137-pound 1954, 130-pound 1955-56); Mark Schultz, Oklahoma (167-pound 1981, 177-pound 1982-83); E. Gray Simons, Lock Haven (115-pound 1960-61-62); Yojiro Uetake, Oklahoma St. (130-pound 1964-65-66); Jack Van Bebber, Oklahoma St. (155-pound 1929, 165-pound 1930-31); Joe Williams, Iowa (158-pound 1996-97, 167-pound 1998); Keith Young, Northern Iowa (145-pound 1949-50, 147-pound 1951); Jim Zalesky, Iowa (158-pound 1982-83-84).

FASTEST FALLS

Collegiate Rules: 9 seconds by Clarence Richardson, LSU, over Scott Mansur, Portland St., 177 pounds, 1983.

Olympic Rules: 5½ seconds by Harley Strong, Oklahoma St., over John Hamilton, St. Lawrence, 145 pounds, 1936.

Most Outstanding Wrestler Award

- 1932 Edwin Belshaw, Indiana, 134
 1933 Alan Kelley, Oklahoma St., 145
 Pat Johnson, Harvard, 135-3rd
 1934 Ben Bishop, Lehigh, 155
 1935 Ross Flood, Oklahoma St., 126
 1936 Wayne Martin, Oklahoma, 134
 1937 Stanley Henson, Oklahoma St., 142
 1938 Joe McDaniels, Oklahoma St., 118
 1939 Dale Hanson, Minnesota, 126
 1940 Don Nichols, Michigan, 175
 1941 Al Whitehurst, Oklahoma St., 135
 1942 David Arndt, Oklahoma St., 142
 1946 Gerald Leeman, Northern Iowa, 126
 1947 William Koll, Northern Iowa, 142
 1948 William Koll, Northern Iowa, 147.5
 1949 Charles Hetrick, Oklahoma St., 126
 1950 Anthony Gizoni, Waynesburg, 121
 1951 Walter Romanowski, Cornell College, 130
 1952 Tommy Evans, Oklahoma, 147
 1953 Frank Bettucci, Cornell, 147
 1954 Tommy Evans, Oklahoma, 147
 1955 Edward Eichelberger, Lehigh, 147
 1956 Dan Hodge, Oklahoma, 175
 1957 Dan Hodge, Oklahoma, 177
 1958 Dick Delgado, Oklahoma, 115
 1959 Ron Gray, Iowa St., 147
 1960 Dave Auble, Cornell, 123
 1961 E. Gray Simons, Lock Haven, 115
 1962 E. Gray Simons, Lock Haven, 115
 1963 Mickey Martin, Oklahoma, 130
 1964 Dean Lahr, Colorado, 175
 1965 Yojiro Uetake, Oklahoma St., 130
 1966 Yojiro Uetake, Oklahoma St., 130
 1967 Rich Sanders, Portland St., 115
 1968 Dwayne Keller, Oklahoma St., 123
 1969 Dan Gable, Iowa St., 137
 1970 Larry Owings, Washington, 142
 1971 Darrell Keller, Oklahoma St., 142
 1972 Wade Schalles, Clarion, 150
 1973 Greg Strobel, Oregon St., 190
 1974 Floyd Hitchcock, Bloomsburg, 177

- 1975 Mike Frick, Lehigh, 126
 1976 Chuck Yagla, Iowa, 150
 1977 Nick Gallo, Hofstra, 126
 1978 Mark Churella, Michigan, 150
 1979 Bruce Kinseth, Iowa, 150
 1980 Howard Harris, Oregon St., Hwt
 1981 Gene Mills, Syracuse, 118
 1982 Mark Schultz, Oklahoma, 167
 1983 Mike Sheets, Oklahoma St., 167
 1984 Jim Zalesky, Iowa, 158
 1985 Barry Davis, Iowa, 118
 1986 Marty Kistler, Iowa, 158
 1987 John Smith, Oklahoma St., 134
 1988 Scott Turner, North Carolina St., 150
 1989 Tim Krieger, Iowa St., 150
 1990 Chris Barnes, Oklahoma St., 177
 1991 Jeff Prescott, Penn St., 118
 1992 Tom Brands, Iowa, 134
 1993 Terry Steiner, Iowa, 150
 1994 Pat Smith, Oklahoma St., 158
 1995 T. J. Jaworsky, North Carolina, 134
 1996 Les Gulches, Oregon St., 177
 1997 Lincoln McClravy, Iowa, 150
 1998 Joe Williams, Iowa, 167
 1999 Cael Sanderson, Iowa St., 184
 2000 Cael Sanderson, Iowa St., 184
 2001 Cael Sanderson, Iowa St., 184
 2002 Cael Sanderson, Iowa St., 197
 2003 Eric Larkin, Arizona St., 149

Individual Champions

125-POUND WEIGHT CLASS

- 1928 Ralph Lupton, Northwestern
 1929 Laurence Mantooth, Oklahoma
 1930 Laurence Mantooth, Oklahoma
 1999 Stephen Abas, Fresno St.
 2000 Jeremy Hunter, Penn. St.
 2001 Stephen Abas, Fresno St.
 2002 Stephen Abas, Fresno St.
 2003 Travis Lee, Cornell

133-POUND WEIGHT CLASS

- 1999 Eric Guerrero, Oklahoma St.
 2000 Eric Juergens, Iowa
 2001 Eric Juergens, Iowa
 2002 Johnny Thompson, Oklahoma St.
 2003 Johnny Thompson, Oklahoma St.

141-POUND WEIGHT CLASS

- 1999 Doug Schwab, Iowa
 2000 Carl Perry, Illinois
 2001 Michael Lightner, Oklahoma
 2002 Aaron Holker, Iowa St.
 2003 Teyon Ware, Oklahoma

149-POUND WEIGHT CLASS

- 1999 T.J. Williams, Iowa
 2000 Tony Davis, Northern Iowa
 2001 Adam Tirapelle, Illinois
 2002 Jared Lawrence, Minnesota
 2003 Eric Larkin, Arizona St.

157-POUND WEIGHT CLASS

- 1951 Phil Smith, Oklahoma
 1952 Bill Weick, Northern Iowa
 1953 James Harmon, Northern Iowa
 1954 Bob Hoke, Michigan St.
 1955 Bill Weick, Northern Iowa
 1956 Larry TenPas, Illinois
 1957 Doug Blubaugh, Oklahoma St.
 1958 Dick Beattie, Oklahoma St.
 1959 Dick Beattie, Oklahoma St.
 1960 Art Kraft, Northwestern
 1961 Phil Kinyon, Oklahoma St.
 1962 Jack Flasche, Northern Colo.
 1963 Kirk Pendleton, Lehigh
 1964 Gordon Hassman, Iowa St.
 1965 Bob Kopnisky, Maryland
 1999 Casey Cunningham, Central Mich.
 2000 Brett Maller, Penn
 2001 T.J. Williams, Iowa
 2002 Luke Becker, Minnesota
 2003 Ryan Bertin, Michigan



Photo by Mary Bulkus/NCAA Photos

St. Louis holds the attendance record for the Division I Wrestling Championships.

165-POUND WEIGHT CLASS

- 1929 Conrad Caldwell, Oklahoma St.
 1930 Jack Van Bebber, Oklahoma St.
 1931 Jack Van Bebber, Oklahoma St.
 1933 George Martin, Iowa St.
 1934 Marion Foreman, Oklahoma
 1935 Howard Johnston, Penn St.
 1937 Harvey Base, Oklahoma St.
 1938 John Ginay, Illinois
 1939 Henry Matthes, Lehigh
 1940 Crawford Grenard, Colorado St.
 1941 Virgil Smith, Oklahoma St.
 1942 Virgil Smith, Oklahoma St.
 1946 David Shapiro, Illinois
 1947 William Nelson, Northern Iowa
 1949 William Smith, Northern Iowa
 1950 William Smith, Northern Iowa
 1999 Kirk White, Boise St.
 2000 Don Pritzlaff, Wisconsin
 2001 Don Pritzlaff, Wisconsin
 2002 Joe Heskett, Iowa St.
 2003 Matt Lackey, Illinois

174-POUND WEIGHT CLASS

- 1932 Robert Hess, Iowa St.
 1936 Harry Broadbent, Oklahoma
 1948 Glen Brand, Iowa St.
 1999 Glenn Pritzlaff, Penn St.
 2000 Byron Tucker, Oklahoma
 2001 Josh Koscheck, Edinboro
 2002 Greg Jones, West Virginia
 2003 Robbie Waller, Oklahoma

184-POUND WEIGHT CLASS

- 1999 Cael Sanderson, Iowa St.
 2000 Cael Sanderson, Iowa St.
 2001 Cael Sanderson, Iowa St.
 2002 Rob Rohn, Lehigh
 2003 Jake Rosholt, Oklahoma St.

197-POUND WEIGHT CLASS

- 1999 Tim Hartung, Minnesota
 2000 Brad Vering, Nebraska
 2001 Mark Munoz, Oklahoma St.
 2002 Cael Sanderson, Iowa St.
 2003 Damion Hahn, Minnesota

HEAVYWEIGHT CLASS

- 1928 Earl McCready, Oklahoma St.
 1929 Earl McCready, Oklahoma St.
 1930 Earl McCready, Oklahoma St.
 1931 Jack Riley, Northwestern
 1932 Jack Riley, Northwestern
 1933 Ralph Teague, Southwestern Okla.
 1934 Ralph Teague, Southwestern Okla.
 1935 Charles McDaniel, Indiana
 1936 Howell Scobey, Lehigh
 1937 Lloyd Ricks, Oklahoma St.
 1938 Charles McDaniel, Indiana
 1939 Johnny Harrell, Oklahoma St.
 1940 George Downes, Ohio St.
 1941 Leonard Levy, Minnesota
 1942 Loyd Arms, Oklahoma St.
 1946 George Bollas, Ohio St.
 1947 Dick Hutton, Oklahoma St.
 1948 Dick Hutton, Oklahoma St.
 1949 Verne Gagne, Minnesota
 1950 Dick Hutton, Oklahoma St.
 1951 Bradley Glass, Princeton
 1952 Gene Nicks, Oklahoma St.
 1953 Dan McNair, Auburn
 1954 Gene Nicks, Oklahoma St.
 1955 William Oberly, Penn St.
 1956 Gordon Roesler, Oklahoma
 1957 Robert Norman, Illinois
 1958 Robert Norman, Illinois
 1959 Ted Ellis, Oklahoma St.
 1960 Dale Lewis, Oklahoma
 1961 Dale Lewis, Oklahoma
 1962 Sherwyn Thorson, Iowa
 1963 Jim Nance, Syracuse
 1964 Joe James, Oklahoma St.
 1965 Jim Nance, Syracuse
 1966 Dave Porter, Michigan
 1967 Curley Culp, Arizona St.
 1968 Dave Porter, Michigan
 1969 Jess Lewis, Oregon St.
 1970 Jess Lewis, Oregon St.

- 1971 Greg Wojciechowski, Toledo
 1972 Chris Taylor, Iowa St.
 1973 Chris Taylor, Iowa St.
 1974 Jim Woods, Western Ill.
 1975 Larry Bielenberg, Oregon St.
 1976 Jimmy Jackson, Oklahoma St.
 1977 Jimmy Jackson, Oklahoma St.
 1978 Jimmy Jackson, Oklahoma St.
 1979 Fred Bohna, UCLA
 1980 Howard Harris, Oregon St.
 1981 Lou Banach, Iowa
 1982 Bruce Baumgartner, Indiana St.
 1983 Lou Banach, Iowa
 1984 Tab Thacker, North Carolina St.
 1985 Bill Hyman, Temple
 1986 Kirk Trost, Michigan
 1987 Carlton Haselrig, Pitt. Johnstown
 1988 Carlton Haselrig, Pitt. Johnstown
 1989 Carlton Haselrig, Pitt. Johnstown
 1990 Kurt Angle, Clarion
 1991 Jon Llewellyn, Illinois
 1992 Kurt Angle, Clarion
 1993 Sylvester Terkay, North Carolina St.
 1994 Kerry McCoy, Penn St.
 1995 Tolly Thompson, Nebraska
 1996 Jeff Walter, Wisconsin
 1997 Kerry McCoy, Penn St.
 1998 Stephen Neal, Cal St. Bakersfield
 1999 Stephen Neal, Cal St. Bakersfield
 2000 Brock Lesnar, Minnesota
 2001 John Lockhardt, Illinois
 2002 Tommy Rowlands, Ohio St.
 2003 Steve Mocco, Iowa

Discontinued Weight Classes**114.5-POUND WEIGHT CLASS**

- 1948 Arnold Plaza, Purdue

115-POUND WEIGHT CLASS

- 1928 Harold DeMarsh, Oklahoma St.
 1929 Joe Sapura, Illinois
 1930 Joe Sapura, Illinois
 1952 Hugh Peery, Pittsburgh
 1953 Hugh Peery, Pittsburgh
 1954 Hugh Peery, Pittsburgh
 1955 Terrence McCann, Iowa
 1956 Terrence McCann, Iowa
 1957 Dick Delgado, Oklahoma
 1958 Dick Delgado, Oklahoma
 1959 Andy Fitch, Yale
 1960 E. Gray Simons, Lock Haven
 1961 E. Gray Simons, Lock Haven
 1962 E. Gray Simons, Lock Haven
 1963 Arthur Maughan, Concordia-M'head
 1964 Terry Finn, Southern Ill.
 1965 Tadaaki Hatta, Oklahoma St.
 1966 Rich Sanders, Portland St.
 1967 Rich Sanders, Portland St.
 1968 Ken Melchior, Lock Haven
 1969 John Miller, Oregon

118-POUND WEIGHT CLASS

- 1931 John Engel, Lehigh
 1933 Rex Peery, Oklahoma St.
 1934 Rex Peery, Oklahoma St.
 1935 Rex Peery, Oklahoma St.
 1937 Joe McDaniels, Oklahoma St.
 1938 Joe McDaniels, Oklahoma St.
 1970 Greg Johnson, Michigan St.
 1971 Greg Johnson, Michigan St.
 1972 Greg Johnson, Michigan St.
 1973 Dan Sherman, Iowa St.
 1974 Gary Breece, Oklahoma
 1975 Shawn Garel, Oklahoma
 1976 Mark DiGirolamo, Cal Poly
 1977 Jim Haines, Wisconsin
 1978 Andy Daniels, Ohio
 1979 Gene Mills, Syracuse
 1980 Joe Gonzales, Cal St. Bakersfield
 1981 Gene Mills, Syracuse
 1982 Barry Davis, Iowa
 1983 Adam Cuestas, Cal St. Bakersfield

- 1984 Carl DeStefanis, Penn St.
 1985 Rick Bonomo, Bloomsburg
 1986 Rick Bonomo, Bloomsburg
 1987 Rick Bonomo, Bloomsburg
 1988 Jack Cuvo, East Stroudsburg
 1989 Jack Cuvo, East Stroudsburg
 1990 Jack Griffin, Northwestern
 1991 Jeff Prescott, Penn St.
 1992 Jeff Prescott, Penn St.
 1993 Sam Henson, Clemson
 1994 Sam Henson, Clemson
 1995 Kelvin Jackson, Michigan St.
 1996 Sheldon Thomas, Clarion
 1997 Jessie Whitmer, Iowa
 1998 Teague Moore, Oklahoma St.

121-POUND WEIGHT CLASS

- 1939 Joe McDaniels, Oklahoma St.
 1940 Robert Antonacci, Indiana
 1941 Merle Jennings, Michigan St.
 1942 Merle Jennings, Michigan St.
 1946 Cecil Mott, Northern Iowa
 1947 Richard Hauser, Cornell College
 1949 Arnold Plaza, Purdue
 1950 Anthony Gizoni, Waynesburg

123-POUND WEIGHT CLASS

- 1932 Joseph Puerta, Illinois
 1936 Ted Anderson, Central Okla.
 1951 Anthony Gizoni, Waynesburg
 1952 Bill Borders, Oklahoma
 1953 Dick Mueller, Minnesota
 1954 Richard Govig, Iowa
 1955 Ed Peery, Pittsburgh
 1956 Ed Peery, Pittsburgh
 1957 Ed Peery, Pittsburgh
 1958 Paul Powell, Pittsburgh

- 1959 Dave Auble, Cornell
 1960 Dave Auble, Cornell
 1961 Duwane Miller, Oklahoma
 1962 Masaaki Hatta, Oklahoma St.
 1963 Mike Nissen, Nebraska

- 1964 Fred Powell, Lock Haven
 1965 Mike Caruso, Lehigh
 1966 Mike Caruso, Lehigh
 1967 Mike Caruso, Lehigh
 1968 Dwayne Keller, Oklahoma St.
 1969 Wayne Boyd, Temple

125.5-POUND WEIGHT CLASS

- 1948 George Lewis, Waynesburg

126-POUND WEIGHT CLASS

- 1931 Robert Pearce, Oklahoma St.
 1933 Ross Flood, Oklahoma St.
 1934 Ross Flood, Oklahoma St.
 1935 Ross Flood, Oklahoma St.
 1937 Dale Brand, Cornell College
 1938 Allen Sapura, Illinois
 1970 Dwayne Keller, Oklahoma St.
 1971 Yoshiro Fujita, Oklahoma St.
 1972 Pat Milkovich, Michigan St.
 1973 Mark Massery, Northwestern
 1974 Pat Milkovich, Michigan St.
 1975 John Fritz, Penn St.
 1976 Jack Reinwand, Wisconsin
 1977 Nick Gallo, Hofstra
 1978 Mike Land, Iowa St.
 1979 Randy Lewis, Iowa
 1980 John Azevedo, Cal St. Bakersfield
 1981 Dan Cuestas, Cal St. Bakersfield
 1982 Dan Cuestas, Cal St. Bakersfield
 1983 Barry Davis, Iowa
 1984 Kevin Darkus, Iowa St.
 1985 Barry Davis, Iowa
 1986 Brad Penrith, Iowa
 1987 Bill Kelly, Iowa St.
 1988 Jim Martin, Penn St.
 1989 Kendall Cross, Oklahoma St.
 1990 Terry Brands, Iowa
 1991 Jason Kelber, Nebraska
 1992 Terry Brands, Iowa
 1993 Tony Purler, Nebraska
 1994 David Hirsch, Cornell
 1995 Jeff McGinnis, Iowa
 1996 Sanshiro Abe, Penn St.
 1997 Eric Guerrero, Oklahoma St.
 1998 Eric Guerrero, Oklahoma St.

128-POUND WEIGHT CLASS

1939 Dale Hanson, Minnesota
 1940 Harold Byrd, Oklahoma
 1941 Burl Jennings, Michigan St.
 1942 Burl Jennings, Michigan St.
 1946 Gerald Leeman, Northern Iowa
 1947 Russell Bush, Northern Iowa
 1949 Charles Helrick, Oklahoma St.
 1950 Joe Patacsil, Purdue

130-POUND WEIGHT CLASS

1951 Walter Romanowski, Cornell College
 1952 Gene Lybbert, Northern Iowa
 1953 Norvard Nalan, Michigan
 1954 Norvard Nalan, Michigan
 1955 Myron Roderick, Oklahoma St.
 1956 Myron Roderick, Oklahoma St.
 1957 John Johnston, Penn St.
 1958 Les Anderson, Iowa St.
 1959 Stanley Abel, Oklahoma
 1960 Stanley Abel, Oklahoma
 1961 Larry Lauchle, Pittsburgh
 1962 Mickey Martin, Oklahoma
 1963 Mickey Martin, Oklahoma
 1964 Yojiro Uetake, Oklahoma St.
 1965 Yojiro Uetake, Oklahoma St.
 1966 Yojiro Uetake, Oklahoma St.
 1967 David McGuire, Oklahoma
 1968 Dan Gable, Iowa St.
 1969 David McGuire, Oklahoma

134-POUND WEIGHT CLASS

1932 Edwin Belshaw, Indiana
 1936 Wayne Martin, Oklahoma
 1970 Darrell Keller, Oklahoma St.
 1971 Roger Weigel, Oregon St.
 1972 Gary Barton, Clarion
 1973 Don Rohn, Clarion
 1974 Tom Sculley, Lehigh
 1975 Mike Frick, Lehigh
 1976 Mike Frick, Lehigh
 1977 Pat Neu, Minnesota
 1978 Ken Mallory, Montclair St.
 1979 Darryl Burley, Lehigh
 1980 Randy Lewis, Iowa
 1981 Jim Gibbons, Iowa St.
 1982 C.D. Mock, North Carolina
 1983 Clar Anderson, Oklahoma St.
 1984 Scott Lynch, Penn St.
 1985 Jim Jordan, Wisconsin
 1986 Jim Jordan, Wisconsin
 1987 John Smith, Oklahoma St.
 1988 John Smith, Oklahoma St.
 1989 Sean O'Day, Edinboro
 1990 Tom Brands, Iowa
 1991 Tom Brands, Iowa
 1992 Tom Brands, Iowa
 1993 T.J. Jaworsky, North Carolina
 1994 T.J. Jaworsky, North Carolina
 1995 T.J. Jaworsky, North Carolina
 1996 Cary Kolat, Lock Haven
 1997 Mark Ironside, Iowa
 1998 Mark Ironside, Iowa

135-POUND WEIGHT CLASS

1928 Arthur Holding, Iowa St.
 1929 George Minot, Illinois
 1930 Hugh Linn, Iowa St.
 1931 Richard Cole, Iowa St.
 1933 Patrick Devine, Indiana
 1934 Wayne Martin, Oklahoma
 1935 Vernon Sisney, Oklahoma
 1937 Ray Cheyney, Northern Iowa
 1938 David Matthews, Oklahoma

136-POUND WEIGHT CLASS

1939 Archie Deutschman, Illinois
 1940 Al Whitehurst, Oklahoma St.
 1941 Al Whitehurst, Oklahoma St.
 1942 William Maxwell, Michigan St.
 1946 David Arndt, Oklahoma St.
 1947 Lowell Lange, Cornell College
 1949 Lowell Lange, Cornell College
 1950 Lowell Lange, Cornell College

136.5-POUND WEIGHT CLASS

1948 Richard Dickenson, Michigan St.

137-POUND WEIGHT CLASS

1951 George Layman, Oklahoma St.
 1952 George Layman, Oklahoma St.
 1953 Len DeAugustino, Lock Haven
 1954 Myron Roderick, Oklahoma St.
 1955 Lawrence Fornicola, Penn St.
 1956 Jim Sinadinos, Michigan St.
 1957 Joe Gratto, Lehigh
 1958 Paul Aubrey, Oklahoma
 1959 Larry Hayes, Iowa St.
 1960 Les Anderson, Iowa St.
 1961 Norman Young, Michigan St.
 1962 Bill Carter, Oklahoma
 1963 William Dotson, Northern Iowa
 1964 Mike Sager, Oklahoma
 1965 Bill Stuart, Lehigh
 1966 Gene Davis, Oklahoma St.
 1967 Dale Anderson, Michigan St.
 1968 Dale Anderson, Michigan St.
 1969 Dan Gable, Iowa St.

142-POUND WEIGHT CLASS

1970 Larry Owings, Washington
 1971 Darrell Keller, Oklahoma St.
 1972 Tom Milkovich, Michigan St.
 1973 Dan Muthler, Navy
 1974 Rick Lawinger, Wisconsin
 1975 Jim Bennett, Yale
 1976 Brad Smith, Iowa
 1977 Steve Barrett, Oklahoma St.
 1978 Dan Hicks, Oregon St.
 1979 Dan Hicks, Oregon St.
 1980 Lee Roy Smith, Oklahoma St.
 1981 Andre Metzger, Oklahoma
 1982 Andre Metzger, Oklahoma
 1983 Darryl Burley, Lehigh
 1984 Jessie Reyes, Cal St. Bakersfield
 1985 Joe Gibbons, Iowa St.
 1986 Kevin Dresser, Iowa
 1987 Pete Yozzo, Lehigh
 1988 Pat Santoro, Pittsburgh
 1989 Pat Santoro, Pittsburgh
 1990 Joe Reynolds, Oklahoma
 1991 Scott Collins, West Virginia
 1992 Troy Steiner, Iowa
 1993 Lincoln McIlravy, Iowa
 1994 Alan Fried, Oklahoma St.
 1995 John Hughes, Penn St.
 1996 Bill Zadick, Iowa
 1997 Cary Kolat, Lock Haven
 1998 Jeff McGinness, Iowa

145-POUND WEIGHT CLASS

1928 Melvin Clodfelter, Oklahoma St.
 1929 George Bancroft, Oklahoma St.
 1930 Hardie Lewis, Oklahoma
 1931 William Doyle, Kansas St.
 1932 Hardie Lewis, Oklahoma
 1933 Alan Kelley, Oklahoma St.
 1934 Alan Kelley, Oklahoma St.
 1935 Wayne Martin, Oklahoma
 1936 Harley Strong, Oklahoma St.
 1937 Stanley Henson, Oklahoma St.
 1938 Stanley Henson, Oklahoma St.
 1939 Harold Nichols, Michigan
 1940 Harold Masem, Lehigh
 1941 David Arndt, Oklahoma St.
 1942 David Arndt, Oklahoma St.
 1946 William Koll, Northern Iowa
 1947 William Koll, Northern Iowa
 1949 Keith Young, Northern Iowa
 1950 Keith Young, Northern Iowa
 1966 Bill Blacksmith, Lock Haven
 1967 Don Henderson, Air Force
 1968 Dale Bahr, Iowa St.
 1969 Mike Grant, Oklahoma

147-POUND WEIGHT CLASS

1951 Keith Young, Northern Iowa
 1952 Tommy Evans, Oklahoma
 1953 Frank Bettucci, Cornell
 1954 Tommy Evans, Oklahoma
 1955 Edward Eichelberger, Lehigh
 1956 Edward Eichelberger, Lehigh
 1957 Simon Roberts, Iowa
 1958 Ron Gray, Iowa St.
 1959 Ron Gray, Iowa St.

1960 Larry Hayes, Iowa St.

1961 Larry Hayes, Iowa St.
 1962 Mike Natvig, Army
 1963 Mike Natvig, Army
 1964 Jerry Stanley, Oklahoma
 1965 Veryl Long, Iowa St.

147.5-POUND WEIGHT CLASS

1948 William Koll, Northern Iowa

150-POUND WEIGHT CLASS

1970 Mike Grant, Oklahoma
 1971 Stan Dziedzic, Slippery Rock
 1972 Wade Schalles, Clarion
 1973 Jerrett Hubbard, Michigan
 1974 Jerrett Hubbard, Michigan
 1975 Chuck Yagla, Iowa
 1976 Chuck Yagla, Iowa
 1977 Mark Churella, Michigan
 1978 Mark Churella, Michigan
 1979 Bruce Kinseth, Iowa
 1980 Andy Rein, Wisconsin
 1981 Nate Carr, Iowa St.
 1982 Nate Carr, Iowa St.
 1983 Nate Carr, Iowa St.
 1984 Kenny Monday, Oklahoma St.
 1985 Eddie Urbano, Arizona St.
 1986 Jim Heffernan, Iowa
 1987 Tim Krieger, Iowa St.
 1988 Scott Turner, North Carolina St.
 1989 Tim Krieger, Iowa St.
 1990 Brian Dolph, Indiana
 1991 Matt Demaray, Wisconsin
 1992 Matt Demaray, Wisconsin
 1993 Terry Steiner, Iowa
 1994 Lincoln McIlravy, Iowa
 1995 Steve Marianetti, Illinois
 1996 Chris Bono, Iowa St.
 1997 Lincoln McIlravy, Iowa
 1998 Eric Siebert, Illinois

152-POUND WEIGHT CLASS

1966 Dick Cook, Michigan St.
 1967 James Kamman, Michigan
 1968 Wayne Wells, Oklahoma
 1969 Gobel Kline, Maryland

155-POUND WEIGHT CLASS

1929 Jack Van Beber, Oklahoma St.
 1930 Otto Kelley, Michigan
 1931 Leroy McGuirk, Oklahoma St.
 1933 Merrill Frevert, Iowa St.
 1934 Ben Bishop, Lehigh
 1935 Frank Lewis, Oklahoma St.
 1937 Bill Keas, Oklahoma
 1938 Dale Scrivens, Oklahoma St.
 1939 Stanley Henson, Oklahoma St.
 1940 Vernon Logan, Oklahoma St.
 1941 Earl Van Beber, Oklahoma St.
 1942 Vernon Logan, Oklahoma St.
 1946 Bill Courtright, Michigan
 1947 Gail Mikles, Michigan St.
 1949 William Nelson, Northern Iowa
 1950 William Nelson, Northern Iowa

158-POUND WEIGHT CLASS

1928 Leslie Beers, Iowa
 1932 Carl Dougovito, Michigan
 1936 Walter Jacob, Michigan St.
 1970 Dave Martin, Iowa St.
 1971 Carl Adams, Iowa St.
 1972 Carl Adams, Iowa St.
 1973 Wade Schalles, Clarion
 1974 Rod Kilgore, Oklahoma
 1975 Dan Holm, Iowa
 1976 Lee Kemp, Wisconsin
 1977 Lee Kemp, Wisconsin
 1978 Lee Kemp, Wisconsin
 1979 Kelly Ward, Iowa St.
 1980 Ricky Stewart, Oklahoma St.
 1981 Ricky Stewart, Oklahoma St.
 1982 Jim Zalesky, Iowa
 1983 Jim Zalesky, Iowa
 1984 Jim Zalesky, Iowa
 1985 Marty Kistler, Iowa
 1986 Jude Skove, Ohio St.
 1987 Stewart Carter, Iowa St.
 1988 Rob Koll, North Carolina

1989 Dan St. John, Arizona St.
 1990 Pat Smith, Oklahoma St.
 1991 Pat Smith, Oklahoma St.
 1992 Pat Smith, Oklahoma St.
 1993 Markus Mollica, Arizona St.
 1994 Pat Smith, Oklahoma St.
 1995 Ernest Benion, Illinois
 1996 Joe Williams, Iowa
 1997 Joe Williams, Iowa
 1998 Dwight Gardner, Ohio

160-POUND WEIGHT CLASS

1966 Greg Ruth, Oklahoma
 1967 Vic Marcucci, Iowa St.
 1968 Reg Wicks, Iowa St.
 1969 Cleo McGlory, Oklahoma

160.5-POUND WEIGHT CLASS

1948 Jack St. Clair, Oklahoma St.

167-POUND WEIGHT CLASS

1951 Gene Gibbons, Michigan St.
 1952 Joe Lemyre, Penn St.
 1953 Don Dickason, Cornell
 1954 Joseph Solomon, Pittsburgh
 1955 Fred Davis, Oklahoma St.
 1956 Edward DeWitt, Pittsburgh
 1957 Tom Alberts, Pittsburgh
 1958 Duane Murty, Oklahoma St.
 1959 Ed Hamer, Lehigh
 1960 Dick Ballinger, Wyoming
 1961 Ron Conway, Oregon St.
 1962 Ronnie Clinton, Oklahoma St.
 1963 James Harrison, Pittsburgh
 1964 Donald Millard, Southern Ill.
 1965 Greg Ruth, Oklahoma
 1966 Dave Reinbold, Ohio St.
 1967 George Radman, Michigan St.
 1968 Mike Gallego, Fresno St.
 1969 Jason Smith, Iowa St.
 1970 Jason Smith, Iowa St.
 1971 Andrew Matter, Penn St.
 1972 Andrew Matter, Penn St.
 1973 Bill Simpson, Clarion
 1974 Doug Wyn, Western Mich.
 1975 Ron Ray, Oklahoma St.

1976 Pat Christenson, Wisconsin
 1977 Rod Kilgore, Oklahoma
 1978 Keith Stearns, Oklahoma
 1979 Mark Churella, Michigan
 1980 Matt Reiss, North Carolina St.

1981 Mark Schultz, Oklahoma
 1982 Dave Schultz, Oklahoma
 1983 Mike Sheets, Oklahoma St.
 1984 Mike Sheets, Oklahoma St.
 1985 Chris Edmond, Tennessee
 1986 Marty Kistler, Iowa
 1987 Royce Alger, Iowa
 1988 Mike Van Arsdale, Iowa St.
 1989 Dave Lee, Wisconsin
 1990 Dan St. John, Arizona St.

1991 Mark Reiland, Iowa
 1992 Charles Jones, Purdue
 1993 Ray Miller, Arizona St.
 1994 Mark Branch, Oklahoma St.
 1995 Markus Mollica, Arizona St.
 1996 Daryl Weber, Iowa
 1997 Mark Branch, Oklahoma St.
 1998 Joe Williams, Iowa

175-POUND WEIGHT CLASS

1928 George Rule, Oklahoma St.
 1929 Glenn Stafford, Cornell
 1930 Conrad Caldwell, Oklahoma St.
 1931 Conrad Caldwell, Oklahoma St.
 1933 Robert Hess, Iowa St.
 1934 Richard Voliva, Indiana
 1935 Ralph Silverstein, Illinois
 1937 John Whitaker, Minnesota
 1938 John Harkness, Harvard
 1939 Chris Traicoff, Indiana
 1940 Don Nichols, Michigan
 1941 Richard DiBattista, Pennsylvania
 1942 Richard DiBattista, Pennsylvania
 1946 George Dorsch, Oklahoma St.
 1947 Joe Scarpello, Iowa

1949 James Gregson, Oklahoma St.
 1950 Joe Scarpello, Iowa

177-POUND WEIGHT CLASS

1951 Grover Rains, Oklahoma St.
 1952 Bentley Lyon, California
 1953 Ned Blass, Oklahoma St.
 1954 Ned Blass, Oklahoma St.
 1955 Dan Hodge, Oklahoma
 1956 Dan Hodge, Oklahoma
 1957 Dan Hodge, Oklahoma
 1958 Gary Kurdelmeier, Iowa
 1959 Jim Craig, Iowa
 1960 Roy Conrad, Northern Ill.
 1961 Bob Johnson, Oklahoma St.
 1962 Bob Johnson, Oklahoma St.
 1963 Dean Lahr, Colorado
 1964 Dean Lahr, Colorado
 1965 Tom Peckham, Iowa St.

1966 Tom Peckham, Iowa St.
 1967 Fred Fozzard, Oklahoma St.
 1968 Bob Justice, Colorado
 1969 Chuck Jean, Iowa St.
 1970 Chuck Jean, Iowa St.

1971 Geoff Baum, Oklahoma St.
 1972 Bill Murdock, Washington
 1973 Rich Binek, Iowa St.
 1974 Floyd Hitchcock, Bloomsburg
 1975 Mike Lieberman, Lehigh

1976 Chris Campbell, Iowa
 1977 Chris Campbell, Iowa
 1978 Mark Lieberman, Lehigh
 1979 Mark Lieberman, Lehigh
 1980 Ed Banach, Iowa

1981 Ed Banach, Iowa
 1982 Mark Schultz, Oklahoma
 1983 Mark Schultz, Oklahoma
 1984 Jim Scherr, Nebraska
 1985 Melvin Douglas, Oklahoma
 1986 Melvin Douglas, Oklahoma
 1987 Rico Chiapparelli, Iowa
 1988 Royce Alger, Iowa
 1989 Chris Barnes, Oklahoma St.
 1990 Chris Barnes, Oklahoma St.

1991 Marty Morgan, Minnesota
 1992 Kevin Randleman, Ohio St.
 1993 Kevin Randleman, Ohio St.
 1994 Dean Morrison, West Virginia
 1995 Les Gutches, Oregon St.

1996 Les Gutches, Oregon St.
 1997 Barry Weldon, Iowa St.
 1998 Mitch Clark, Ohio St.

190-POUND WEIGHT CLASS

1970 Geoff Baum, Oklahoma St.
 1971 Ben Peterson, Iowa St.
 1972 Ben Peterson, Iowa St.
 1973 Greg Strobel, Oregon St.
 1974 Greg Strobel, Oregon St.

1975 Al Nacin, Iowa St.
 1976 Evan Johnson, Minnesota
 1977 Frank Santana, Iowa St.
 1978 Ron Jeidy, Wisconsin
 1979 Eric Wais, Oklahoma St.

1980 Noel Loban, Clemson
 1981 Tom Martucci, TCNJ
 1982 Pete Bush, Iowa
 1983 Ed Banach, Iowa
 1984 Bill Scherr, Nebraska

1985 Dan Chaid, Oklahoma
 1986 Duane Goldman, Iowa
 1987 Eric Voelker, Iowa St.
 1988 Mark Coleman, Ohio St.
 1989 Eric Voelker, Iowa St.

1990 Matt Ruppel, Lehigh
 1991 Paul Keysaw, Cal St. Bakersfield
 1992 Mark Kerr, Syracuse
 1993 Rex Holman, Ohio St.
 1994 Joel Sharratt, Iowa

1995 J.J. McGrew, Oklahoma St.
 1996 John Kading, Oklahoma
 1997 Lee Fullhart, Iowa
 1998 Tim Hartung, Minnesota

191-POUND WEIGHT CLASS

1932 Kermit Blosser, Ohio
 1936 Duke Clemons, Central Okla.

1948 Verne Gagne, Minnesota
 1952 Harry Lanzi, Toledo
 1953 Hudson Samson, Penn St.

1954 Peter Blair, Navy
 1955 Peter Blair, Navy
 1956 Kenneth Leuer, Iowa
 1957 Ron Schrif, Pittsburg
 1958 Kenneth Maidlow, Michigan St.

1959 Arthur Baker, Syracuse
 1960 George Goodner, Oklahoma
 1961 Len Lordino, Northern Colo.
 1962 Wayne Baughman, Oklahoma
 1963 Jack Bearden, Michigan

1964 Harry Houska, Ohio
 1965 Jack Brisco, Oklahoma St.
 1966 Bill Harlow, Oklahoma St.
 1967 Tom Schlendorf, Syracuse
 1968 Nick Carollo, Adams St.

1969 Tom Kline, Cal Poly

All-Time Team Results

1928: No points awarded.

1929: 1. Oklahoma St., 26; 2. Michigan, 18; 3. Oklahoma, 13; 4. Illinois, 11; 5. Wisconsin, 9; 6. Cornell, 7; 7. Purdue, 4; 8. Ohio St., 3; 9. (tie) Iowa and West Virginia, 2; 10. Nebraska, 1.

1930: 1. Oklahoma St., 27; 2. Illinois, 14; 3. Oklahoma, 12; 4. Iowa St., 7; 5. Michigan, 6; 6. (tie) Kansas St. and MIT, 5; 8. (tie) Central Okla., Cornell College, Kansas and Ohio St., 4; 12. (tie) Chicago and Harvard, 2; 14. (tie) Indiana, Michigan St., Missouri, Northwestern and Rochester Inst., 1.

1931: No points awarded.

1932: 1. Indiana, 14; 2. Oklahoma St., 11; 3. Iowa St., 10; 4. Northwestern, 9; 5. (tie) Ohio and Oklahoma, 8; 7. Michigan, 7; 8. (tie) Illinois, Navy and Southwestern Okla., 6; 11. Cornell College, 4; 12. Kansas, 3; 13. (tie) Michigan St. and Northern Iowa, 2; 15. (tie) Denver, Haverford and Indiana St., 1.

1933: No points awarded.

1934: 1. Oklahoma St., 29; 2. Indiana, 19; 3. Oklahoma, 14; 5. Lehigh, 7; 6. Springfield, 4; 7. (tie) Central Okla., Michigan and Northern Iowa, 3; 10. (tie) Cornell College, Illinois and Wash. & Lee, 2.

1935: 1. Oklahoma St., 36; 2. Oklahoma, 18; 3. (tie) Illinois and Indiana, 15; 5. (tie) Lehigh and Penn St., 8; 7. (tie) Cornell College, Iowa and Southwestern Okla., 6; 10. Wash. & Lee, 5; 11. Central Okla., 4; 12. Northeastern Okla., 3; 13. VMI, 2; 14. (tie) Columbia, Haverford, Ohio St. and St. Lawrence, 1.

1936: 1. Oklahoma, 16; 2. (tie) Central Okla. and Oklahoma St., 10; 4. (tie) Lehigh and Michigan St., 5; 6. Southwestern Okla., 4; 7. (tie) Cornell College and Indiana, 3; 9. Iowa, 2; 10. (tie) Michigan and Navy, 1.

1937: 1. Oklahoma St., 31; 2. Oklahoma, 13; 3. (tie) Minnesota and Northern Iowa, 9; Illinois, 8; 6. Cornell College, 7; 7. Kansas St., 5; 8. (tie) Central Okla. and Indiana, 4; 10. Iowa St., 3; 11. Michigan, 2; 12. (tie) Chicago, Haverford, St. Lawrence, Southwestern Okla. and West Virginia, 1.

1938: 1. Oklahoma St., 19; 2. Illinois, 15; 3. Indiana, 12; 4. (tie) Oklahoma and Southwestern Okla., 8; 6. Minnesota, 6; 7. (tie) Cornell College, Harvard and Lehigh, 5; 10. Chicago, 4; 11. (tie) Frank. & Marsh., Iowa St., Northern Iowa and Princeton, 3; 15. CCNY, 2; 16. (tie) Nebraska and Syracuse, 1.

1939: 1. Oklahoma St., 33; 2. Lehigh, 12; 3. Illinois, 11; 4. (tie) Frank. & Marsh., Indiana, Michigan and Minnesota, 9; 8. Penn St., 5; 9. CCNY, 4; 10. Appalachian St., 3; 11. Cornell College, 2; 12. (tie) Illinois St., Kent St. and Navy, 1.

1940: 1. Oklahoma St., 24; 2. Indiana, 14; 3. Michigan, 10; 4. (tie) Colorado St., Lehigh and Ohio St., 7; 7. (tie) Northern Iowa and Minnesota, 6; 9. (tie) Iowa St. and Oklahoma, 5; 11. (tie) Frank. & Marsh. and Illinois, 4; 13. (tie) Kansas St. and Kent St., 2; 15. (tie) Duquesne, Lafayette, Michigan St., Purdue, Southwestern Okla., Syracuse and Temple, 1.

1941: 1. Oklahoma St., 37; 2. Michigan St., 26; 3. Minnesota, 12; 4. Yale, 8; 5. (tie) Appalachian St., Kent St. and Wisconsin, 7; 8. (tie) Kansas St. and Pennsylvania, 7;

10. (tie) Frank. & Marsh., Iowa and Northern Iowa, 5; 13. (tie) Illinois, Iowa St., Lafayette and Penn St., 3; 17. (tie) Duquesne, Michigan, Ohio St. and Temple, 2; 21. (tie) Rutgers, Springfield, VMI and Wyoming, 1.

1942: 1. Oklahoma St., 31; 2. Michigan St., 26; 3. Penn St., 10; 4. Michigan, 8; 5. (tie) Kent St., Navy and Purdue, 7; 8. (tie) Illinois and Pennsylvania, 6; 10. Northern Iowa, 5; 11. Cornell College, 4; 12. (tie) Kansas St. and Nebraska, 2; 14. Princeton, 1.

1943-1945: No tournaments held.

1946: 1. Oklahoma St., 25; 2. Northern Iowa, 24; 3. Illinois, 17; 4. Indiana, 13; 5. Michigan, 8; 6. (tie) Iowa St. and Ohio St., 6; 8. Michigan St., 5; 9. (tie) Nebraska, Northern Colo. and Penn St., 2; 12. Kent St., 1.

1947: 1. Cornell College, 32; 2. Northern Iowa, 19; 3. Oklahoma St., 15; 4. Michigan St., 11; 5. Oklahoma, 10; 6. Illinois, 9; 7. Iowa, 6; 8. (tie) Iowa St. and Purdue, 5; 10. (tie) Michigan and Minnesota, 4; 12. Navy, 3; 13. (tie) Colorado St. and Northern Colo., 1.

1948: 1. Oklahoma St., 33; 2. Michigan St., 28; 3. Illinois, 23; 4. (tie) Iowa, Northern Iowa and Purdue, 15; 7. Minnesota, 12; 8. Waynesburg, 11; 9. (tie) Colorado St., Iowa St. and Navy, 9; 12. Lock Haven, 7; 13. Nebraska, 5; 14. (tie) Frank. & Marsh. and Lehigh, 3; 16. (tie) Hofstra, Indiana, Penn St., Rutgers and Syracuse, 2; 21. (tie) Colorado Col., Kansas St. and Williams, 1.

1949: 1. Oklahoma St., 32; 2. Northern Iowa, 27; 3. Cornell College, 22; 4. Michigan St., 13; 5. Minnesota, 11; 6. Purdue, 9; 7. (tie) Iowa and Nebraska, 5; 9. Syracuse, 4; 10. (tie) Colorado St. and Illinois, 3; 12. (tie) Navy and Penn St., 2; 14. (tie) Indiana, Iowa St., Ithaca, Kansas St., Utah St. and Wheaton (Ill.), 1.

1950: 1. Northern Iowa, 30; 2. Purdue, 16; 3. Cornell College, 14; 4. (tie) Oklahoma St. and Syracuse, 10; 6. Iowa, 7; 7. (tie) Ithaca and Waynesburg, 6; 9. Penn St., 5; 10. (tie) Illinois and Navy, 3; 11. (tie) Michigan St., Oklahoma, Wheaton (Ill.) and Wyoming, 2; 16. (tie) Auburn and Lock Haven, 1.

1951: 1. Oklahoma, 24; 2. Oklahoma St., 23; 3. Penn St., 15; 4. Northern Iowa, 10; 5. Princeton, 8; 6. (tie) Michigan St., Ohio St. and Toledo, 7; 9. (tie) Cornell College and Waynesburg, 6; 11. Yale, 4; 12. (tie) Lehigh, Navy, Northern Colo. and Wyoming, 3; 16. Auburn, 2; 17. (tie) Army, California, Columbia, Minn. St.-Mankato, San Francisco, Ursinus, Washington St. and Wisconsin, 1.

1952: 1. Oklahoma, 22; 2. Northern Iowa, 21; 3. Oklahoma St., 20; 4. Toledo, 10; 5. Penn St., 8; 6. (tie) Colorado, Illinois and Waynesburg, 7; 9. (tie) California, Indiana and Pittsburgh, 6; 12. (tie) Michigan St. and Oregon St., 5; 14. (tie) Denver and Iowa, 4; 16. (tie) Kansas St., Michigan, Princeton and Rutgers, 3; 20. (tie) Cornell College, Maryland, Northern Colo. and Wyoming, 2; 24. (tie) Harvard, Iowa St. and Yale, 1.

1953: 1. Penn St., 21; 2. Oklahoma, 15; 3. Cornell, 13; 4. Oklahoma St., 11; 5. Northern Iowa, 10; 6. Pittsburgh, 9; 7. Michigan, 8; 8. (tie) Michigan St. and Minnesota, 7; 10. (tie) Auburn, Colorado St., Illinois and Lock Haven, 6; 14. (tie) Army, Northwestern and West Chester, 5; 17. Toledo, 4; 18. (tie) Brown and UCLA, 3; 20. (tie) Iowa St., Ithaca and Washington St., 2; 23. (tie) Colorado, Columbia, Frank. & Marsh., Harvard, Indiana, Lehigh and Syracuse, 1.

1954: 1. Oklahoma St., 32; 2. Pittsburgh, 17; 3. Penn St., 13; 4. (tie) Iowa and Navy, 12; 6. Michigan St., 11; 7. (tie) Michigan and Oklahoma, 10; 9. Lehigh, 9; 10. Syracuse, 6; 11. (tie) Illinois, Minnesota and Purdue, 5; 14. (tie) Colorado, Ithaca, Maryland, Nebraska and Wisconsin, 4; 19. Kansas St., 3; 20. (tie) Cornell College and Kent St., 2; 22. (tie) Brigham Young, Northern Colo., Springfield, Texas A&M and Toledo, 1.

1955: 1. Oklahoma St., 40; 2. Penn St., 31; 3. Pittsburgh, 28; 4. Oklahoma, 26; 5. Lehigh, 25; 6. Iowa, 24; 7. Michigan, 23; 8. Navy, 21; 9. Illinois, 19; 10. Colorado, 15; 11. Northern Iowa, 14; 12. West Virginia, 13; 13. Cornell College, 11; 14. Colorado St., 10; 15. Michigan St., 9; 16. Rutgers, 8; 17. Wisconsin, 7; 18. (tie) Indiana and Syracuse, 6; 20. (tie) Springfield and Temple, 5; 22. (tie) Army, Cornell, Cortland St. and Toledo, 3; 26. (tie) Hofstra, Nebraska, Oregon St., Purdue, Washington St. and Wheaton (Ill.), 2; 32. (tie) Harvard, Knox, Loyola (Md.), Ohio, San Jose St., Waynesburg and Wyoming, 1.

1956: 1. Oklahoma St., 65; 2. Oklahoma, 62; 3. Pittsburgh, 51; 4. Iowa, 43; 5. Penn St., 27; 6. Lehigh, 25; 7. Colorado St., 24; 8. (tie) Illinois and Michigan St., 20; 10. Purdue, 13; 11. Wisconsin, 12; 12. Michigan, 11; 13. (tie) Minn. St.-Mankato and Northern Iowa, 10; 15.

Indiana, 8; 16. Wyoming, 7; 17. (tie) Lafayette and Maryland, 6; 19. (tie) Kansas St. and Virginia Tech, 5; 21. (tie) Frank. & Marsh., Iowa St., Minnesota and Navy, 4; 25. (tie) Colorado, Lock Haven, Ohio and Springfield, 3; 29. (tie) Coast Guard, Cornell College, Kent St. and Oregon, 2; 33. (tie) Ohio St., San Diego St., Toledo and VMI, 1.

1957: 1. Oklahoma, 73; 2. Pittsburgh, 66; 3. Iowa St., 38; 4. Oklahoma St., 37; 5. Penn St., 33; 6. (tie) Illinois and Michigan, 30; 8. Iowa, 27; 9. Lehigh, 19; 10. (tie) Minnesota and Virginia, 13; 12. Minn. St.-Mankato, 12; 13. (tie) Frank. & Marsh., Maryland, Navy and Waynesburg, 11; 17. Oregon St., 8; 18. Colorado, 7; 19. (tie) Williams and Wyoming, 6; 21. (tie) Michigan St., Northern Iowa and Oregon, 5; 24. (tie) Colorado St., Cortland St., Indiana, Kansas St. and Northwestern, 4; 29. (tie) Carleton, Drexel, Kent St., Northern Colo., Ohio and Rutgers, 2; 35. (tie) Brown, Columbia, Lewis & Clark and Southern Ill., 1.

1958: 1. Oklahoma St., 77; 2. Iowa St., 62; 3. Oklahoma, 50; 4. Michigan St., 35; 5. Iowa, 26; 6. Illinois, 22; 7. (tie) Cornell and Wyoming, 16; 10. (tie) Lehigh and Minn. St.-Mankato, 13; 12. Colgate, 11; 13. Michigan, 10; 14. (tie) Northern Iowa, Oregon and Penn St., 8; 17. (tie) Lock Haven, Nebraska, Oregon St. and Western St., 7; 21. (tie) Maryland and Northern Colo., 6; 23. (tie) Cal Poly, Colorado and Indiana, 5; 26. Minnesota, 4; 27. (tie) Kansas St., San Jose St. and Utah St., 3; 30. (tie) Colorado Mines, Colorado St., Southern Ill. and Springfield, 2; 34. (tie) Brigham Young, Cornell College, Dartmouth, Kent St. and Portland St., 1.

1959: 1. Oklahoma St., 73; 2. Iowa St., 51; 3. Oklahoma, 41; 4. Iowa, 33; 5. Pittsburgh, 30; 6. Wyoming, 25; 7. Minn. St.-Mankato, 21; 8. Lehigh, 20; 9. (tie) Michigan St. and Minnesota, 17; 11. Yale, 16; 12. Cornell, 14; 13. Syracuse, 13; 14. Toledo, 12; 15. Northern Colo., 11; 16. Ithaca, 10; 17. Colorado St., 9; 18. Northwestern, 8; 19. (tie) Kansas St., Kent St. and Virginia Tech, 7; 22. (tie) Cornell, Maryland and Oregon St., 5; 25. (tie) Illinois, Indiana, Penn St. and Western St., 4; 29. (tie) Colorado Mines, Portland St., Utah and Washington St., 3; 33. (tie) Bloomburg, Harvard, Lock Haven, Northern Ill., Ohio St. and Southern Ill., 2; 39. (tie) Bowling Green, Bradley, Carleton, Colorado, Nebraska, North Carolina, Northwest Mo. St., Purdue and Rochester Inst., 1.

1960: 1. Oklahoma, 59; 2. Iowa St., 40; 3. Wyoming, 36; 4. Iowa, 32; 5. Oklahoma St., 29; 6. Lock Haven, 25; 7. Penn St., 23; 8. Pittsburgh, 21; 9. Northwestern, 20; 10. (tie) Cornell and Northern Ill., 17; 12. Lehigh, 16; 13. Purdue, 14; 14. (tie) Ithaca and Syracuse, 11; 16. (tie) Rutgers and Toledo, 10; 18. (tie) Indiana, Michigan and Michigan St., 9; 21. (tie) Oregon St. and Waynesburg, 8; 23. Army, 7; 24. (tie) Kent St., Minnesota and Portland St., 6; 27. (tie) Cornell College, Oregon, West Chester and Yale, 5; 31. (tie) Minn. St.-Mankato, Northern Colo. and Utah, 4; 34. (tie) Rochester Inst., Southern Ill., Maryland and Springfield, 3; 37. (tie) Brown, Kansas St., Maryland, Northern Iowa, Ohio, Ohio St., South Dakota St. and Washington St., 2; 45. (tie) Bowling Green, Coast Guard, Colorado Mines, Knox and Nebraska, 1.

1961: 1. Oklahoma St., 82; 2. Oklahoma, 63; 3. Iowa St., 29; 4. Oregon St., 28; 5. Pittsburgh, 26; 6. Lehigh, 24; 7. Penn St., 20; 8. (tie) Michigan St. and Northern Iowa, 19; 10. Michigan, 18; 11. Colorado St., 17; 12. (tie) Lock Haven and Northern Colo., 13; 14. (tie) Purdue and Toledo, 10; 16. (tie) Northwestern and Southern Ill., 9; 18. Utah, 7; 19. Minn. St.-Mankato, 6; 20. Portland St., 4; 21. (tie) Illinois, Nebraska and Western St., 3; 24. (tie) Army, Citadel, Kansas St. and Wyoming, 2; 28. (tie) Bowling Green, Coast Guard, Colorado, Cornell College, Kent St., Navy, Ohio St., Rochester Inst., San Jose St., South Dakota St., Springfield and Washington, 1.

1962: 1. Oklahoma St., 82; 2. Oklahoma, 45; 3. Iowa, 34; 4. Lehigh, 27; 5. Northern Iowa, 23; 6. (tie) Pittsburgh, Southern Ill. and Wisconsin, 19; 9. (tie) Michigan St. and Nebraska, 18; 11. Lock Haven, 16; 12. (tie) Minnesota and Wyoming, 15; 14. (tie) Army and Northern Colo., 14; 16. (tie) Air Force, Army, Colorado and Penn St., 11; 20. (tie) Colorado Mines and Colorado St., 7; 22. Northwestern, 6; 23. (tie) Lewis & Clark and Purdue, 5; 25. (tie) Ithaca, Lycoming, Maryland, Oregon St. and Wheaton (Ill.), 3; 30. (tie) Illinois, Iowa St., Kansas St., Navy, Rutgers, South Dakota St., Springfield, Toledo, Virginia Tech and Western St., 2; 40. (tie) Coast Guard, Coe, Fresno St., Miami (Ohio), Ohio and Washington, 1.

1963: 1. Oklahoma, 48; 2. Iowa St., 45; 3. Michigan, 36; 4. (tie) Oklahoma St., Pittsburgh and Syracuse, 32; 7. Iowa, 25; 8. Lehigh, 24; 9. Colorado St., 23; 10.

Minnesota, 18; 11. (tie) Minn. St. Moorhead and Navy, 17; 13. (tie) Nebraska and Northern Iowa, 16; 15. Army, 14; 16. (tie) Colorado and Ohio, 13; 18. (tie) Penn St. and UCLA, 12; 20. Southern Ill., 11; 21. (tie) Michigan St., Northern Colo. and West Liberty St., 10; 24. (tie) Northwestern, Toledo and Wisconsin, 9; 27. (tie) Air Force, Bloomburg, Lock Haven, Ohio St. and Washington, 8; 32. (tie) Kansas St. and Purdue, 5; 34. (tie) Adams St. and Cornell College, 4; 36. (tie) Oregon, Rutgers, Springfield and Wyoming, 3; 40. (tie) Illinois and Maryland, 2; 42. (tie) Bowling Green, Cincinnati, Miami (Ohio), New Mexico and South Dakota St., 1.

1964: 1. Oklahoma St., 87; 2. Oklahoma, 58; 3. Iowa St., 46; 4. (tie) Colorado and Southern Ill., 31; 6. Michigan, 29; 7. Lock Haven, 23; 8. Penn St., 19; 9. (tie) Maryland and Ohio, 18; 11. Lehigh, 17; 12. (tie) Iowa and Oregon St., 15; 14. (tie) Bloomburg, Cornell and Syracuse, 14; 17. Minn. St.-Mankato, 12; 18. (tie) Indiana, Minn. St. Moorhead and UCLA, 11; 21. Purdue, 9; 22. (tie) Colorado Mines, Minnesota, Northern Colo., Toledo and Wisconsin, 8; 27. (tie) Army and Pittsburgh, 7; 29. (tie) Navy, Rutgers and Temple, 6; 32. (tie) Pennsylvania and Yale, 5; 34. (tie) Air Force, Arizona St. and Duke, 4; 37. (tie) Cornell College, East Stroudsburg and West Virginia, 3; 40. (tie) Ithaca, Kansas St., C.W. Post, New Mexico, Northern Iowa and Ohio St., 2; 46. (tie) Adams St., Colorado St., Illinois, Luther, Lycoming, Notre Dame and Wyoming, 1.

1965: 1. Iowa St., 87; 2. Oklahoma St., 86; 3. Lehigh, 45; 4. Oklahoma, 44; 5. Michigan, 39; 6. Arizona St., 30; 7. (tie) Oregon St. and Syracuse, 17; 9. Maryland, 16; 10. (tie) Army, Navy and Wisconsin, 15; 13. (tie) Gettysburg and Penn St., 12; 15. (tie) Michigan St. and Utah St., 11; 17. (tie) Lock Haven and Notre Dame, 10; 19. (tie) California, Colorado St. and Yale, 7; 22. (tie) Brigham Young, Illinois, Minnesota, Minn. St. Moorhead and Western St., 6; 27. Colorado, 5; 28. (tie) Adams St. and Cornell, 4; 30. (tie) Bloomburg, Minn. St.-Mankato, Northern Colo., San Jose St. and Washington St., 3; 35. (tie) Kansas St., Lycoming, Miami (Ohio), Nebraska, Ohio St., Oregon, San Fran. St., Temple, Utah and Wilkes, 2; 45. (tie) Harvard, Indiana, Northwestern, Pittsburgh, South Dakota St., Southern Ill., Waynesburg and Wyoming, 1.

1966: 1. Oklahoma St., 79; 2. Iowa St., 70; 3. Oklahoma, 69; 4. Lehigh, 48; 5. Michigan, 47; 6. Michigan St., 32; 7. Lock Haven, 22; 8. (tie) East Stroudsburg and Portland St., 21; 10. Army, 17; 11. Ohio St., 16; 12. (tie) Gettysburg and Minn. St. Moorhead, 13; 14. Northern Colo., 11; 15. (tie) Indiana, Oregon, Utah St. and Wilkes, 9; 19. Navy, 8; 20. (tie) Kansas St., Temple and Wisconsin, 7; 23. (tie) Albany (N.Y.), Cal Poly Pomona, Indiana St., Lycoming, Oregon St. and Penn St., 6; 29. (tie) UCLA and Washington St., 5; 31. (tie) Moravian, Western St. and Wyoming, 4; 34. (tie) Bloomburg, Georgia Tech, Minn. St.-Mankato, Nebraska and North Carolina St., 3; 39. (tie) Arizona St., Coast Guard, Colorado, Ohio, San Jose St. and Southern Ill., 2; 45. (tie) Adams St., Arizona, California, Gust. Adolphus, Kent St., Marquette, Northern Iowa, Northwestern, Pittsburgh and Rutgers, 1.

1967: 1. Michigan St., 74; 2. Michigan, 63; 3. Iowa St., 51; 4. Oklahoma, 48; 5. Portland St., 41; 6. Oklahoma St., 40; 7. Lehigh, 36; 8. Arizona St., 27; 9. Navy, 20; 10. Air Force, 18; 11. (tie) Syracuse and Wyoming, 17; 13. (tie) East Stroudsburg and Stanford, 16; 15. (tie) Adams St. and Colorado, 15; 17. (tie) Minnesota, Oregon St. and UCLA, 14; 20. (tie) Fresno St. and Wisconsin, 13; 22. Penn St., 12; 23. Brigham Young, 11; 24. (tie) Army, Cornell, Toledo and Winona St., 8; 28. (tie) Minn. St.-Mankato, Northwestern, Ohio St., Southern Ill. and Washington St., 7; 33. (tie) Illinois St., Indiana, Minn. St. Moorhead and Northern Colo., 6; 37. (tie) Cortland St., Indiana St., Lock Haven, Northern Iowa, Ohio, Western St. and Wilkes, 4; 44. (tie) Albany (N.Y.), Bloomburg, Coast Guard, Kent St., Marquette, Maryland, Merchant Marine, Miami (Ohio), Princeton, Virginia Tech and Washington (Mo.), 2; 55. (tie) Arizona, Colorado Mines, Colorado St., Fairleigh Dickinson, Frank. & Marsh., Illinois, Missouri, MIT, Montana St., Seton Hall, Utah, Wesleyan (Conn.) and Yale, 1.

1968: 1. Oklahoma St., 81; 2. Iowa St., 78; 3. Oklahoma, 74; 4. Michigan St., 55; 5. Navy, 35; 6. (tie) Cal Poly, Lock Haven and Portland St., 28; 9. Michigan, 27; 10. Northwestern, 25; 11. Oregon St., 24; 12. Penn St., 23; 13. (tie) Colorado, East Stroudsburg and UCLA, 22; 16. Brigham Young, 21; 17. (tie) Adams St. and Indiana, 19; 19. Fresno St., 18; 20. Maryland, 18; 21. (tie) Central Wash., Minn. St.-Mankato and Northern Colo., 14; 24. (tie) Hofstra and Toledo, 12; 26. Oregon, 11; 27. Cortland St., 10; 28. (tie) Arizona St., MIT and Utah, 9; 31. Iowa, 8; 32.

Wrestling

DIVISION II



2003 Championships

Edited by: Ty Halpin

Highlights


Bronchos triumph again: Central Oklahoma captured its 14th national wrestling title with the help of individual crowns from Mark Dodgen (125-pound class), Cole Province (133) and Shawn Silvis (165), away from Nebraska-Kearney. The Bronchos won their second straight title March 15 in Wheeling, West Virginia.

Bronchos coach David James has led the school to 11 of its 14 championships, including National Association of Intercollegiate Athletics titles. The top-ranked Bronchos, who entered the final rounds with a slim four-point lead, finished with 87 1/2 points. Nebraska-Omaha was third, followed by North Dakota State and Findlay.

For more, see the March 31, 2003 issue of The NCAA News at www.ncaa.org on the World Wide Web. o

TEAM STANDINGS

1. Central Okla.....	87 1/2	18. Ashland	28
2. Neb.-Kearney	73 1/2	19. Central Mo. St.	23
3. Neb.-Omaha	65 1/2	20. Mercyhurst.....	22
4. North Dakota St.....	63	21. Truman	20
5. Findlay	57 1/2	22. Indianapolis.....	18
6. Adams St.	56	23. Chadron St.	17 1/2
7. Northern Colo.	52	24. Fort Hays St.	13 1/2
8. San Fran. St.	47 1/2	25. Augustana (S.D.).....	13
9. St. Cloud St.	44	26. SIU Edwardsville	11 1/2
10. South Dakota St.	40	27. West Liberty St.....	9
11. Pitt. Johnstn.....	39 1/2	28. Kutztown	8 1/2
12. Wis.-Parkside.....	37	29. Northern St.	5 1/2
13. Western St.	33 1/2	30. Colorado Mines.....	4
14. Minn. St.-Mankato.....	32 1/2	31. Southwest St.	3
15. Gannon.....	29 1/2	32. Minn. St.-Moorhead	1 1/2
UNC-Pembroke.....	29 1/2	33. Anderson.....	1/2
17. Central Wash.	28 1/2		



Frank Kuchera of Nebraska-Kearney celebrates his victory in the 174-pound final. Kuchera defeated St. Cloud State's Jon Duncombe 3-2 in the title bout.

INDIVIDUAL RESULTS

125-POUND CLASS MAIN BRACKET

First round—James Phillips, Ashland, def. Aaron Graumann, Augustana (S.D.), 2-1 (tiebreaker); Jared Haberman, Western St., def. Desmond Radunz, Minn. St.-Moorhead, 14-1; Dan Hilario, Neb.-Omaha, def. Donald Dew, Findlay, 8-2; Bryce Abbey, Neb.-Kearney, def. Drew Passley, Central Mo. St., 6-4; Joey Bareng, San Francisco St., def. Wiley Craft, Indianapolis, 6-4; Matt Strawser, North Dakota St., pinned Ryon Mazzacco, Pitt.-Johnstown, 4:09; Mark Dodgen, Central Okla., def. Aaron Mann, Central Wash., 10-5; Doug Curnes, West Liberty St., def. Mark Hastings, Northern Colo., 7-5.

Second round—Haberman def. Phillips, 7-2; Abbey def. Hilario, 3-1; Strawser def. Bareng, 2-2 (tiebreaker); Dodgen def. Curnes, 2-0.

Semifinals—Haberman def. Abbey, 8-2; Dodgen def. Strawser, 7-1.

Final—Dodgen pinned Haberman, 3:53.

WRESTLEBACKS

First round—Graumann def. Radunz, 6-1; Passley def. Dew, 11-3; Craft def. Mazzacco, 7-4; Mann def. Hastings, 5-4.

Second round—Graumann def. Curnes, 3-2; Passley def. Bareng, 3-2; Craft def. Hilario, 6-1; Mann def. Phillips, 2-1

Third round—Graumann def. Passley, 7-5; Mann pinned Craft, 5:56.

Semifinals—Abbey def. Graumann, 6-4; Strawser def. Mann, 12-7. **Third place**—Abbey def. Strawser, 6-1.

Fifth place—Mann def. Graumann, 9-1. **Seventh place**—Passley pinned Craft, 1:16.

133-POUND CLASS MAIN BRACKET

First round—Joey Simco, Findlay, def. Ross Kondo, Central Wash., 17-0; Andre Vandervelde, Augustana (S.D.), def. Earl Wilson, Indianapolis, 9-4; Donald Lockett, San Francisco St., def. Zach Meissner, Ashland, 16-1; Mitch Waite, Neb.-Omaha, def. Matt Jacobs, Wis.-Parkside, 7-3; Cole Province, Central Okla., def. Nick Magee, North Dakota St., 10-2; Adam Keiswetter, Neb.-Kearney, def. Curry Pickard, UNC-Pembroke, 11-9; Tony Fratzke, Minn. St.-Mankato, pinned Keefer Jensen, Southwest St., 6:18; Thad Benton, Pitt.-Johnstown, pinned Adam Mars, Adams St., 6:51.

Second round—Simco def. Vandervelde, 13-2; Waite def. Lockett, 2-1 (tiebreaker); Province def. Keiswetter, 6-4; Fratzke def. Benton, 5-3.

Semifinals—Waite def. Simco, 6-5; Province def. Fratzke, 12-4.

Final—Province def. Waite, 6-1.

WRESTLEBACKS

First round—Wilson pinned Kondo, 2:49; Meissner def. Jacobs, 4-3; Pickard pinned Magee, 2:57; Mars pinned Jensen, 5:31.

Second round—Benton pinned Wilson, 1:41; Keiswetter def. Meissner, 5-3; Pickard def. Lockett, 14-8; Mars def. Vandervelde, 17-6.

Third round—Benton def. Keiswetter, 6-2; Mars def. Pickard, 10-6.

Semifinals—Simco def. Benton, 4-3; Fratzke def. Mars, 12-5. **Third place**—Fratzke def. Simco, 8-2. **Fifth place**—Benton pinned Mars, 2:45. **Seventh place**—Keiswetter pinned Pickard, 3:19.

141-POUND CLASS MAIN BRACKET

First round—Ronald Paterniti, Gannon, def. Mitch Jackson, Minn. St.-Moorhead, 13-7; Shaine Jaime, Central Wash., def. Jeremy Roe, South Dakota St., 7-2;

History

Team Results

Year	Champion	Coach	Points	Runner-Up	Points	Host or Site	Finals Attendance	Championships Total Attendance
1963	Western St.	Tracey Borah	62	Southern Ill.	57	Northern Iowa	—	—
1964	Western St.	Tracey Borah	51	Colorado Mines	49	Northern Iowa	—	—
1965	Minn. St.-Mankato	Rummy Macias	57	Cal Poly	54	Colorado Mines	—	—
1966	Cal Poly	Vaughan Hitchcock	55	Wilkes	51	Minn. St.-Mankato	—	—
1967	Portland St.	Howard Westcott	86	Minn. St.-Mankato	57	Wilkes	—	—
1968	Cal Poly	Vaughan Hitchcock	91	Portland St.	62	Mankato St.	—	—
1969	Cal Poly	Vaughan Hitchcock	127	Northern Colo.	81	Cal Poly	—	—
1970	Cal Poly	Vaughan Hitchcock	82	Northern Iowa	58	Ashland	—	—
1971	Cal Poly	Vaughan Hitchcock	118	Slippery Rock	58	North Dakota St.	—	—
1972	Cal Poly	Vaughan Hitchcock	94	North Dakota St.	64 1/2	Oswego St.	—	—
				Northern Iowa	64 1/2			
1973	Cal Poly	Vaughan Hitchcock	108	Clarion	80	South Dakota St.	—	—
1974	Cal Poly	Vaughan Hitchcock	131 1/2	Northern Iowa	95 1/2	Cal St. Fullerton	—	—
1975	Northern Iowa	Chuck Patten	112	SIU Edwardsville	71 1/2	East Stroudsburg	—	—
1976	Cal St. Bakersfield	Joe Seay	92 1/2	Chattanooga	88 1/4	North Dakota St.	—	10,598
1977	Cal St. Bakersfield	Joe Seay	107 1/4	Augustana (S.D.)	78	Northern Iowa	—	6,172
1978	Northern Iowa	Chuck Patten	124	Cal St. Bakersfield	100 1/2	Northern Iowa	—	4,137
1979	Cal St. Bakersfield	Joe Seay	112 3/4	Eastern Ill.	112 1/2	South Dakota St.	—	3,187
1980	Cal St. Bakersfield	Joe Seay	110 1/2	Northern Iowa	89	Neb.-Omaha	—	4,082
1981	Cal St. Bakersfield	Joe Seay	144 1/2	Eastern Ill.	98	UC Davis	—	3,315
1982	Cal St. Bakersfield	Joe Seay	166 1/2	North Dakota St.	78 3/4	Wis.-Parkside	—	1,279
1983	Cal St. Bakersfield	Joe Seay	107 1/2	North Dakota St.	103 3/4	North Dakota St.	—	6,405
1984	SIU Edwardsville	Larry Kristoff	141 1/2	Cal St. Bakersfield	93	Morgan St.	—	1,879
1985	SIU Edwardsville	Larry Kristoff	132 3/4	Neb.-Omaha	84 1/4	Wright St.	—	2,353
1986	SIU Edwardsville	Larry Kristoff	119	Edinboro	106 1/2	SIU Edwardsville	—	4,222
1987	Cal St. Bakersfield	T. J. Kerr	90 1/2	SIU Edwardsville	69 1/2	SIU Edwardsville	—	3,128
1988	North Dakota St.	Bucky Maughan	88	Neb.-Omaha	81 3/4	Neb.-Omaha	—	1,853
1989	Portland St.	Marlin Grahn	102 1/2	Ferris St.	56 1/4	Calif. (Pa.)	—	2,852
1990	Portland St.	Marlin Grahn	100 3/4	Central Okla.	96	Wis.-Parkside	—	3,421
1991	Neb.-Omaha	Mike Pecora	79 1/2	Central Okla.	64	North Dakota St.	—	3,456
1992	Central Okla.	David James	91 1/2	North Dakota St.	78 1/2	Northern Colo.	—	5,837
				Portland St.	78 1/2			
1993	Central Okla.	David James	108 1/2	Neb.-Omaha	68	South Dakota St.	—	4,200
1994	Central Okla.	David James	127 1/4	Minn. St.-Mankato	65 1/2	Southern Colo.	—	4,146
1995	Central Okla.	David James	148	Neb.-Omaha	103	Neb.-Kearney	—	3,800
1996	Pitt.-Johnstown	Pat Pecora	86 1/2	Central Okla.	81 1/2	Northern Colo.	—	7,656
1997	San Fran. St.	Lars Jensen	95	Neb.-Omaha	81	North Dakota St.	1,399	4,244
1998	North Dakota St.	Bucky Maughan	112	South Dakota St.	78	Southern Colo.	4,194	13,831
1999	Pitt.-Johnstown	Pat Pecora	110	Neb.-Omaha	105 1/2	Neb.-Omaha	8,594	11,200
2000	North Dakota St.	Bucky Maughan	91 1/2	Central Okla.	75	South Dakota St.	7,362	9,011
2001	North Dakota St.	Bucky Maughan	98 1/2	South Dakota St.	91	Northern Colo.	7,365	8,910
2002	Central Okla.	David James	128	North Dakota St.	116 1/2	Wis.-Parkside	—	4,275
2003	Central Okla.	David James	87 1/2	Neb.-Kearney	73 1/2	Wheeling, W.V.	—	—

TEAM CHAMPIONSHIPS

Cal Poly 8, Cal St. Bakersfield 8, Central Okla. 6, North Dakota St. 4, Portland St. 3, SIU Edwardsville 3, Northern Iowa 2, Pitt.-Johnstown 2, Western St. 2, Minn. St. Mankato, Neb.-Omaha, San Fran. St., 1 each.

TOP-10 TEAM FINISHES

	No.	Best Finish	Year
Adams St.	4	6th	2003
Ashland	11	4th	1985-2002
Augustana (Ill.) (Ill)	1	5th	1966
Augustana (S.D.).....	11	2nd	1977
Bloomsburg (I)	1	5th	1974
Calif. (Pa.)*	1	Tie 7th	1989
Cal Poly (I)	10	1st	8 times
Cal Poly Pomona*	4	1st	3 times
Cal St. Bakersfield (I).....	14	1st	8 times
Cal St. Chico*	1	6th	1991
Carson-Newman.....	3	10th	1998-99-2000
Central Mich. (I).....	1	6th	1970
Central Okla.	15	1st	6 times

	No.	Best Finish	Year
Chattanooga (I)	3	2nd	1976
Cheyney*	1	Tie 10th	1991
Clarion (I).....	2	2nd	1973
Cleveland St. (I).....	1	8th	1973
Colorado Mines.....	5	2nd	1964
Colorado St.*	1	2nd	1969
Cornell College (Ill)	1	5th	1963
East Stroudsburg (I)	5	Tie 5th	1971
Eastern Ill. (I).....	6	2nd	1979-81
Edinboro (I)	2	2nd	1986
Ferris St.*	5	2nd	1989
Findlay	2	5th	2003
Fort Hays St.	2	9th	2000
Frank. & Marsh. (I).....	2	8th	1971
Fresno St. (I)	3	9th	1966
Gannon	1	7th	2001
Gettysburg (Ill)	2	Tie 7th	1966
Grand Valley St.*	3	Tie 7th	1990
Hiram*	1	10th	1963
Humboldt St.*	3	4th	1981
Illinois St.*	2	Tie 4th	1967
Lake Superior St.*	3	7th	1991

	No.	Best Finish	Year
Liberty*	3	5th	1986
Lycoming (Ill)	1	6th	1965
Luther (Ill).....	1	8th	1963
MacMurray (Ill).....	1	7th	1965
Maritime (N.Y.) (Ill)	1	3rd	1970
Minn. St. Mankato	21	1st	1965
Minn. St. Moorhead.....	1	5th	1969
Morgan St.*	5	4th	1984
Neb.-Kearney	7	2nd	2003
Neb.-Omaha.....	26	1st	1991
UNC Pembroke	1	10th	1988
North Dakota	3	3rd	1990
North Dakota St.	30	1st	1988-98-2000-01
Northern Colo.	11	3rd	1991
Northern Ill. (I)	1	4th	1965
Northern Iowa (I)	17	1st	1975-78
Northern Mich.*	6	5th	1980-84
Northwest Mo. St.*	1	9th	1964
Old Dominion (I).....	1	Tie 6th	1969
Oswego St. (Ill).....	1	9th	1969

	No.	Best Finish	Year
Pitt.-Johnstown.....	13	1st	1996-99
Portland St. (I).....	11	1st	3 times
St. Cloud St.....	6	7th	1983
St. Olaf (III).....	1	Tie 10th	1964
San Fran. St.....	12	1st	1997
Seattle Pacific*.....	2	7th	1972
Sewanee*.....	1	9th	1963
SIU Edwardsville.....	17	1st	3 times
Slippery Rock (I).....	2	2nd	1971
South Dakota St.....	32	2nd	1998-2001
Southern Colo.....	5	4th	1999
Southern Ill. *.....	2	2nd	1963
Springfield (III).....	5	8th	1970-79
Truman.....	1	Tie 10th	1968
Upper Iowa (II).....	1	Tie 8th	1968
West Chester*.....	2	5th	1964
Western St.....	12	1st	1963-64
Western Ill. *.....	1	10th	1972
West Liberty St.....	3	6th	1996
Wheaton (III.) (II).....	2	6th	1963
Wilkes (III).....	8	2nd	1966
Wis.-Parkside.....	4	6th	1990
Wright St.*.....	1	10th	1985

*No longer sponsors wrestling
 (I) Now a Division I team
 (II) Now a Division III team

INDIVIDUAL CHAMPIONSHIPS

Central Okla. 32, Cal St. Bakersfield 30, North Dakota St. 30, Portland St. 24, Northern Iowa 22, South Dakota St. 21, SIU Edwardsville 19, Cal Poly 18, Minn. St. Mankato 18, Neb.-Omaha 18, San Fran. St. 11, Pitt.-Johnstown 10, Western St. 9, Augustana (S.D.) 8, Colo. Mines 7, Eastern Ill. 7, Northern Colo. 7, Southern Ill. 7, Chattanooga 6, Edinboro 5, Slippery Rock 5, Central Mo. St. 4, Frank. & Marsh. 4, Morgan St. 4, Wilkes 4, Ashland 3, Bloomsburg 3, Clarion 3, Fresno St. 3, Grand Valley St. 3, Lake Superior St. 3, North Dakota 3, Northern Mich. 3, Old Dominion 3, Southern Colo. 3, West Liberty St. 3, Adam St. 2, Albany (N.Y.) 2, Brockport St. 2, Calif. (Pa.) 2, East Stroudsburg 2, Findlay 2, Gettysburg 2, Humboldt St. 2, Illinois St. 2, Lycoming 2, Neb.-Kearney 2, Northwest Mo. St. 2, Springfield 2, Tampa 2, Western Ill. 2, Wis.-Parkside 2, Augustana (Ill.), Carson-Newman, Cornell College, Gannon, Jacksonville St., Liberty, MacMurray, Maritime (N.Y.), Montana, Minn. St. Moorhead, Northern Ill., Oswego St., St. Cloud St., St. Olaf, Southern Colo., Southwest St., Truman, West Chester, Wheaton (Ill.), Winston-Salem, 1 each.

Championships Records

NUMBER OF INDIVIDUAL CHAMPIONS, YEAR

5—Portland St., 1989.
 4—Southern Ill., 1963; Cal Poly, 1969; Cal St. Bakersfield, 1981-82; SIU Edwardsville, 1984; Portland St., 1990; Central Okla., 1994; North Dakota St., 2000; Central Okla., 2002.
 3—Southern Ill., 1964; Portland St., 1967; Cal Poly, 1968; Northern Iowa, 1974-75-78; Cal St. Bakersfield, 1976-79-86-87; Chattanooga, 1976; Neb.-Omaha, 1983; SIU Edwardsville, 1985-86; Edinboro, 1986; Central Okla., 1990-92-93-94-95-96-2003; San Fran. St., 1997; Pitt.-Johnstown, 1999; North Dakota St., 2001.

REPEAT CHAMPIONS

4—Dan Russell, Portland St. (150-pound 1988-89, 158-pound 1990, 167-pound 1991); Tim Wright, SIU Edwardsville (118-pound 1984-85-86-87).
 3—John Azevedo, Cal St. Bakersfield (118-pound 1978, 126-pound 1979-80); Randy Batten, Chattanooga (118-pound 1975-76, 126-pound 1977); Gary Benlrim, Northern Iowa (142-pound 1976-77, 158-pound 1978); Jerry Best, Central Okla. (142-pound 1994-95-96); Tony Champion, Portland St. (177-pound 1989-90-91); Adam Cuestas, Cal St. Bakersfield (118-pound 1981-82-83); Stan Dziedzic, Slippery Rock (150-pound 1970-

71, 158-pound 1972); Todd Fuller, North Dakota St. (174-pound, 2000-01-02); Carlton Haselrig, Pitt.-Johnstown (heavyweight 1987-88-89); Brian Kapusta, North Dakota St. (118-pound 1993-94-95); Broderick Lee, Portland St. (118-pound 1989-90, 126-pound 1992); Kirk Myers, Northern Iowa (190-pound 1978-79-80); James Sisson, Portland St. (134-pound 1989, 142-pound 1990-92); Cole Province, Central Okla. (133-pound, 2001-02-03).

Most Outstanding Wrestler Award

- 1966 Warren Crow, Albany (N.Y.), 123
- 1967 Rich Sanders, Portland St., 115
- 1968 Rich Sanders, Portland St., 123
- 1969 Carl Ragland, Old Dominion, 152
- 1970 Terry Hall, Cal Poly, 118
- 1971 Stan Dziedzic, Slippery Rock, 150
- 1972 Wade Schalles, Clarion, 150
- 1973 Larry Morgan, Cal Poly, 134
- 1974 Floyd Hitchcock, Bloomsburg, 177
- 1975 Randy Batten, Chattanooga, 118
- 1976 Rick Jensen, South Dakota St., 126
- 1977 Franc Affentranger, Cal St. Bakersfield, 134
- 1978 John Azevedo, Cal St. Bakersfield, 118
- 1979 Joe Gonzales, Cal St. Bakersfield, 118
- 1980 Brian Parlet, Augustana (S.D.), 177
- 1981 Dan Cuestas, Cal St. Bakersfield, 126
- 1982 Mike Langlais, North Dakota St., 142
- 1983 Jessie Reyes, Cal St. Bakersfield, 142
- 1984 John Davis, Morgan St., 158
- 1985 Kolin Knight, Augustana (S.D.), 190
- 1986 Kolin Knight, Augustana (S.D.), 190
- 1987 Tim Wright, SIU Edwardsville, 118
- 1988 Carlton Haselrig, Pitt.-Johnstown, Hwt
- 1989 Dan Russell, Portland St., 150
- 1990 Dan Russell, Portland St., 158
- 1991 Dan Russell, Portland St., 167
- 1992 Mike Leberknight, Northern Colo., 177
- 1993 Glen Frank, Colorado Mines, 134
- 1994 Brian Melchiori, Central Okla., 126
- 1995 Brian Kapusta, North Dakota St., 118
- 1996 Chad Lamer, South Dakota St., 190
- 1997 Nate Hendrickson, Minn. St. Moorhead, 167
- 1998 Travis King, South Dakota St., 150
- 1999 Jody Strittmatter, Pitt.-Johnstown, 125
- 2000 Kris Nelson, North Dakota St., 133
- 2001 Steve Saxlund, North Dakota St., 184
- 2002 Todd Fuller, North Dakota St., 174
- 2003 Cole Province, Central Okla., 133

Individual Champions

125-POUND WEIGHT CLASS

- 1999 Jody Strittmatter, Pitt.-Johnstown
- 2000 Mark Dodgen, Central Okla.
- 2001 Adam Mars, Adams St.
- 2002 Brandon Newill, Pitt.-Johnstown
- 2003 Mark Dodgen, Central Okla.,

133-POUND WEIGHT CLASS

- 1999 John Strittmatter, Pitt.-Johnstown
- 2000 Kris Nelson, North Dakota St.
- 2001 Cole Province, Central Okla.
- 2002 Cole Province, Central Okla.
- 2003 Cole Province, Central Okla.

141-POUND WEIGHT CLASS

- 1999 Braumon Creighton, Neb.-Omaha
- 2000 Paul Konechne, South Dakota St.
- 2001 Paul Konechne, South Dakota St.
- 2002 Matt Dodgen, Central Okla.
- 2003 Shane Barnes, Adams St.

149-POUND WEIGHT CLASS

- 1999 Chris Currier, Southern Colo.
- 2000 Lazaro Reinoso, Carson-Newman
- 2001 Nick Spencer, West Liberty St.
- 2002 Waylon Lowe, Findlay
- 2003 Waylon Lowe, Findlay

157-POUND WEIGHT CLASS

- 1963 Tom Jarman, Wheaton (Ill.)
- 1964 Roger Sanders, West Chester
- 1965 Jim Burke, San Fran. St.
- 1999 Scott Hewitt, Northern Colo.
- 2000 Wayne Mooney, North Dakota St.
- 2001 Matt Petsinger, Minn. St. Mankato
- 2002 Shad Benton, Pitt.-Johnstown
- 2003 Paul Carlson, North Dakota St.

165-POUND WEIGHT CLASS

- 1999 Troy Barbush, Pitt.-Johnstown
- 2000 Titus Taylor, SIU Edwardsville
- 2001 Dave Vondy, Western St.
- 2002 Shawn Silvis, Central Okla.
- 2003 Shawn Silvis, Central Okla.

174-POUND WEIGHT CLASS

- 1999 Trent Monlux, Southern Colo.
- 2000 Todd Fuller, North Dakota St.
- 2001 Todd Fuller, North Dakota St.
- 2002 Todd Fuller, North Dakota St.
- 2003 Frank Kuchera, Neb.-Kearney

184-POUND WEIGHT CLASS

- 1999 Edwin Lorne, Central Okla.
- 2000 Steve Saxlund, North Dakota St.
- 2001 Steve Saxlund, North Dakota St.
- 2002 Mauricio Wright, San Fran. St.
- 2003 Mauricio Wright, San Francisco St.

197-POUND WEIGHT CLASS

- 1999 Jeremiah Constant, Central Okla.
- 2000 Terry Tuzzulino, San Fran. St.
- 2001 Doug Joseph, Gannon
- 2002 Muhammed Lawal, Central Okla.
- 2003 Chad Wallace, Neb.-Omaha

HEAVYWEIGHT CLASS

- 1963 Larry Kristloff, Southern Ill.
- 1964 Larry Kristloff, Southern Ill.
- 1965 Neal McDonald, Northern Ill.
- 1966 Tom Beeson, Western St.
- 1967 Bob Kellogg, MacMurray
- 1968 Kent Osboe, Northern Iowa
- 1969 Kent Osboe, Northern Iowa
- 1970 Rich Schumacker, East Stroudsburg
- 1971 Tim Kopitar, Cal Poly
- 1972 Mike McCready, Northern Iowa
- 1973 Gil Domiani, Northern Mich.
- 1974 Jim Woods, Western Ill.
- 1975 Randy Omvig, Northern Iowa
- 1976 Bill Van Worth, Cal St. Bakersfield
- 1977 Dave Klemm, Eastern Ill.
- 1978 Jeff Blatnick, Springfield
- 1979 Jeff Blatnick, Springfield
- 1980 Ron Essink, Grand Valley St.
- 1981 Mike Howe, Northern Mich.
- 1982 Mark Rigatuso, Neb.-Omaha
- 1983 Mark Rigatuso, Neb.-Omaha
- 1984 Morris Johnson, San Fran. St.
- 1985 Keith Hanson, Augustana (S.D.)
- 1986 Dean Hall, Edinboro
- 1987 Carlton Haselrig, Pitt.-Johnstown
- 1988 Carlton Haselrig, Pitt.-Johnstown
- 1989 Carlton Haselrig, Pitt.-Johnstown
- 1990 Matt Blevin, San Fran. St.
- 1991 Luke Parham, Humboldt St.
- 1992 Jason Bingaman, Lake Superior St.
- 1993 Jason Bingaman, Lake Superior St.
- 1994 Jim Bezotte, Wis.-Parkside
- 1995 Tony Kenning, Minn. St. Mankato
- 1996 Tony Kenning, Minn. St. Mankato
- 1997 Ryan Resel, South Dakota St.
- 1998 Ryan Resel, South Dakota St.
- 1999 Shane Carwin, Western St.
- 2000 Jon Madsen, South Dakota St.
- 2001 Nick Severson, North Dakota St.
- 2002 Nick Severson, North Dakota St.
- 2003 Les Sigman, Neb.-Omaha

- 1983 Mark Rigatuso, Neb.-Omaha
- 1984 Morris Johnson, San Fran. St.
- 1985 Keith Hanson, Augustana (S.D.)
- 1986 Dean Hall, Edinboro
- 1987 Carlton Haselrig, Pitt.-Johnstown
- 1988 Carlton Haselrig, Pitt.-Johnstown
- 1989 Carlton Haselrig, Pitt.-Johnstown
- 1990 Matt Blevin, San Fran. St.
- 1991 Luke Parham, Humboldt St.
- 1992 Jason Bingaman, Lake Superior St.
- 1993 Jason Bingaman, Lake Superior St.
- 1994 Jim Bezotte, Wis.-Parkside
- 1995 Tony Kenning, Minn. St. Mankato
- 1996 Tony Kenning, Minn. St. Mankato
- 1997 Ryan Resel, South Dakota St.
- 1998 Ryan Resel, South Dakota St.
- 1999 Shane Carwin, Western St.
- 2000 Jon Madsen, South Dakota St.
- 2001 Nick Severson, North Dakota St.
- 2002 Nick Severson, North Dakota St.
- 2003 Les Sigman, Neb.-Omaha

(Note: These weight classes are no longer contested.)

115-POUND WEIGHT CLASS

- 1963 Van Doughty, Western St.
- 1964 Terry Finn, Southern Ill.
- 1965 Steve Johansen, Fresno St.
- 1966 Michael Remer, Cal Poly
- 1967 Rich Sanders, Portland St.

1968 Curt Alexander, Truman
1969 Terry Hall, Cal Poly

118-POUND WEIGHT CLASS

1970 Terry Hall, Cal Poly
1971 Gary McBride, Cal Poly
1972 Bruce Biondi, Brockport St.
1973 Jack Spates, Slippery Rock
1974 Terrence Perdew, Old Dominion
1975 Randy Batten, Chattanooga
1976 Randy Batten, Chattanooga
1977 Brent Hagen, Minn. St. Mankato
1978 John Azevedo, Cal St. Bakersfield
1979 Joe Gonzales, Cal St. Bakersfield
1980 Joe Gonzales, Cal St. Bakersfield
1981 Adam Cuestas, Cal St. Bakersfield
1982 Adam Cuestas, Cal St. Bakersfield
1983 Adam Cuestas, Cal St. Bakersfield
1984 Tim Wright, SIU Edwardsville
1985 Tim Wright, SIU Edwardsville
1986 Tim Wright, SIU Edwardsville
1987 Tim Wright, SIU Edwardsville
1988 Roger Singleton, Grand Valley St.
1989 Broderick Lee, Portland St.
1990 Broderick Lee, Portland St.
1991 Donnell Rawls, Winston-Salem
1992 Randy Zellner, Central Okla.
1993 Brian Kapusta, North Dakota St.
1994 Brian Kapusta, North Dakota St.
1995 Brian Kapusta, North Dakota St.
1996 Scott Goodale, Colorado Mines
1997 Damon Broadbent, San Fran. St.
1998 Jody Strittmatter, Pitt.-Johnstown

123-POUND WEIGHT CLASS

1963 Terry Finn, Southern Ill.
1964 Howard Gangestad, Minn. St. Mankato
1965 Howard Gangestad, Minn. St. Mankato
1966 Warren Crow, Albany (N.Y.)
1967 Warren Crow, Albany (N.Y.)
1968 Rich Sanders, Portland St.
1969 John Walter, Oswego St.

126-POUND WEIGHT CLASS

1970 Larry Wagner, Northern Colo.
1971 Chris Black, Frank. & Marsh.
1972 Chris Black, Frank. & Marsh.
1973 Phil Reimnitz, North Dakota St.
1974 Tom Garcia, Northern Iowa
1975 Alex Gonzales, San Fran. St.
1976 Rick Jensen, South Dakota St.
1977 Randy Batten, Chattanooga
1978 Sam Harriman, Augustana (S.D.)
1979 John Azevedo, Cal St. Bakersfield
1980 John Azevedo, Cal St. Bakersfield
1981 Dan Cuestas, Cal St. Bakersfield
1982 Dan Cuestas, Cal St. Bakersfield
1983 Don Stevens, SIU Edwardsville
1984 Don Stevens, SIU Edwardsville
1985 Anthony Amado, Portland St.
1986 Alan Grammer, SIU Edwardsville
1987 Haig Brown, Portland St.
1988 Rick Goeb, North Dakota St.
1989 Mark Burrell, Central Mo. St.
1990 Mark Burrell, Central Mo. St.
1991 Phil Johns, SIU Edwardsville
1992 Broderick Lee, Portland St.
1993 Jeff Sill, Neb.-Omaha
1994 Brian Melchiori, Central Okla.
1995 Brian Melchiori, Central Okla.
1996 Lee Schickel, Pitt.-Johnstown
1997 Adam Feldman, South Dakota St.
1998 Matt Goodson, Central Okla.

130-POUND WEIGHT CLASS

1963 Dee Brainerd, South Dakota St.
1964 Dave Linder, Colorado Mines
1965 Dale Stryker, Western St.
1966 Bob Soulek, Minn. St. Mankato
1967 Bob Soulek, Minn. St. Mankato
1968 Glen Younger, Western St.
1969 Len Groom, Northern Colo.

134-POUND WEIGHT CLASS

1970 Stan Zeamer, Northwest Mo. St.
1971 Ken Stockdale, Minn. St. Mankato
1972 Rod Irwin, Slippery Rock
1973 Larry Morgan, Cal Poly
1974 Jim Miller, Northern Iowa

1975 Jim Miller, Northern Iowa
1976 Jack Eustice, Minn. St. Mankato
1977 Franc Affentranger, Cal St. Bakersfield
1978 Frank Gonzales, Neb.-Omaha
1979 Bob McGuinn, Eastern Ill.
1980 Craig Jordan, Minn. St. Mankato
1981 Mark Bower, Augustana (S.D.)
1982 Mike Garcia, Central Mo. St.
1983 Steve Carr, North Dakota St.
1984 Steve Markey, Cal St. Bakersfield
1985 Alan Grammer, SIU Edwardsville
1986 Steve Stearns, SIU Edwardsville
1987 Pat Dorn, South Dakota St.
1988 Pat Dorn, South Dakota St.
1989 James Sisson, Portland St.
1990 Mike Pantoya, Northern Colo.
1991 Mike Pantoya, Northern Colo.
1992 Lloyd Wurm, North Dakota St.
1993 Glen Frank, Colorado Mines
1994 Ryan Martin, Central Okla.
1995 Mike Keim, Central Okla.
1996 Corey Kline, Ashland
1997 George Thompson, North Dakota St.
1998 Brauman Creighton, Neb.-Omaha

137-POUND WEIGHT CLASS

1963 Bill Dotson, Northern Iowa
1964 Bob Hollingshead, Western St.
1965 Ronald Knoebel, Lycoming
1966 Robert Palmer, Montana
1967 Masaru Yatabe, Portland St.
1968 Masaru Yatabe, Portland St.
1969 Paul Stehman, Northwest Mo. St.
1970 Lester Bright, Old Dominion

142-POUND WEIGHT CLASS

1971 Jim Guizzotti, Ashland
1972 Glenn Anderson, Cal Poly
1973 Lee Petersen, North Dakota St.
1974 Ken Snyder, Northern Iowa
1975 Ken Snyder, Northern Iowa
1976 Gary Bentrim, Northern Iowa
1977 Gary Bentrim, Northern Iowa
1978 Ralph McCausland, Eastern Ill.
1979 Tom Gongora, Cal St. Bakersfield
1980 Steve Spangenberg, Northern Mich.
1981 Ryan Kaufman, Neb.-Omaha
1982 Mike Langlais, North Dakota St.
1983 Jessie Reyes, Cal St. Bakersfield
1984 Jessie Reyes, Cal St. Bakersfield
1985 Eric Lessley, Humboldt St.
1986 Greg Wright, Edinboro
1987 Junior Saunders, Cal St. Bakersfield
1988 Warren Stewart, Liberty
1989 Travis West, Portland St.
1990 James Sisson, Portland St.
1991 Scott Ruff, Neb.-Omaha
1992 James Sisson, Portland St.
1993 Todd Drake, Central Okla.
1994 Jerry Best, Central Okla.
1995 Jerry Best, Central Okla.
1996 Jerry Best, Central Okla.
1997 Jason Reitmeier, Augustana (S.D.)
1998 Troy Szydel, Minn. St. Mankato

145-POUND WEIGHT CLASS

1966 Dennis Downing, Cal Poly
1967 Bob Wendel, Minn. St. Mankato
1968 Kent Wyatt, Cal Poly
1969 Chuck Seal, Portland St.

147-POUND WEIGHT CLASS

1963 Jim Sanford, Northern Iowa
1964 Richard Hickman, Colorado Mines
1965 Joe Bavaro, Gettysburg

150-POUND WEIGHT CLASS

1970 Stan Dziedzic, Slippery Rock
1971 Stan Dziedzic, Slippery Rock
1972 Wade Schalles, Clarion
1973 Glenn Anderson, Cal Poly
1974 Bill Luckenbaugh, East Stroudsburg
1975 Randy Watts, Bloomsburg
1976 Dan Houtchens, Cal St. Bakersfield
1977 Mark Reimnitz, North Dakota St.
1978 Kirk Simet, South Dakota St.
1979 Scott Madigan, Minn. St. Mankato
1980 Ken Gallagher, Northern Iowa
1981 Glenn Cooper, Cal St. Bakersfield

1982 Gary Erwin, Jacksonville St.
1983 Mark Manning, Neb.-Omaha
1984 Mike Langlais, North Dakota St.
1985 Mark Manning, Neb.-Omaha
1986 Bob Kauffman, Edinboro
1987 Kip Kristoff, SIU Edwardsville
1988 Dan Russell, Portland St.
1989 Dan Russell, Portland St.
1990 Johnny Nimmo, Central Okla.
1991 Ali Amiri Eliasi, Neb.-Kearney
1992 Dax Charles, Southern Colo.
1993 Jim Gale, Minn. St. Mankato
1994 Haig Brown, Portland St.
1995 Brian Zanders, Neb.-Omaha
1996 Shawn Bateman, Central Okla.
1997 James Branch, West Liberty St.
1998 Travis King, South Dakota St.

152-POUND WEIGHT CLASS

1966 Joe Bavaro, Gettysburg
1967 Clarence Seal, Portland St.
1968 John Finch, Cal Poly
1969 Carl Ragland, Old Dominion

158-POUND WEIGHT CLASS

1970 Don Dixon, Maritime (N.Y.)
1971 Clint Young, Northern Iowa
1972 Stan Dziedzic, Slippery Rock
1973 Wade Schalles, Clarion
1974 Cliff Hatch, Cal Poly
1975 Turner Jackson, Chattanooga
1976 Turner Jackson, Chattanooga
1977 Ed Torrejon, Eastern Ill.
1978 Gary Bentrim, Northern Iowa
1979 Bob Holland, Eastern Ill.

1980 William Smith, Morgan St.
1981 Perry Shea, Cal St. Bakersfield
1982 Perry Shea, Cal St. Bakersfield
1983 John Davis, Morgan St.
1984 John Davis, Morgan St.

1985 Mike Hahesy, Edinboro
1986 Pat Huyck, Cal St. Bakersfield
1987 Kory Mosher, North Dakota
1988 Kory Mosher, North Dakota
1989 Tim Briggs, North Dakota
1990 Dan Russell, Portland St.
1991 Chris Mihlfeld, Central Mo. St.
1992 Keith Cunningham, Central Okla.
1993 Wes White, Central Okla.
1994 Wes White, Central Okla.

1995 Gene Hanemann, St. Cloud St.
1996 Mark Cunningham, Central Okla.
1997 Greg Jackson, San Fran. St.
1998 Mark Pazdernik, North Dakota St.

160-POUND WEIGHT CLASS

1966 John Carr, Wilkes
1967 Don Morrison, Colorado Mines
1968 Joe Wiendl, Wilkes
1969 Joe Wiendl, Wilkes

167-POUND WEIGHT CLASS

1963 Jim Gass, Cornell College
1964 Don Millard, Southern Ill.
1965 John Carr, Wilkes
1966 William Bachardy, Lycoming
1967 Mike Gallego, Fresno St.
1968 Mike Gallego, Fresno St.
1969 John Woods, Cal Poly
1970 Eric Bates, Illinois St.
1971 John Stevenson, Frank. & Marsh.
1972 John Stevenson, Frank. & Marsh.
1973 Bill Simpson, Clarion
1974 Ron Sheehan, Bloomsburg
1975 Lloyd Teasley, San Fran. St.
1976 Bill Mitchell, Central Okla.
1977 Florencio Rocha, Cal St. Bakersfield
1978 Keith Poolman, Northern Iowa
1979 Mike Abrams, Grand Valley St.
1980 Jon Lundberg, Augustana (S.D.)
1981 Mark Gronowski, Eastern Ill.
1982 Mike Cribbs, Lake Superior St.
1983 Greg Veal, Morgan St.
1984 Dave Cornemann, South Dakota St.
1985 Matt Furey, Edinboro
1986 Darryl Pope, Cal St. Bakersfield
1987 Marty Morgan, North Dakota St.

- 1988 Mark Kristoff, SIU Edwardsville
 1989 Ted Price, Wis.-Parkside
 1990 Howard Moore, Central Okla.
 1991 Dan Russell, Portland St.
 1992 Howard Moore, Central Okla.
 1993 Keith Cunningham, Central Okla.
 1994 Justin Smith, Minn. St. Mankato
 1995 Ralphael Kizsee, Neb.-Omaha
 1996 Roy Dillow, Colorado Mines
 1997 Nate Hendrickson, Minn. St. Moorhead
 1998 Steve Saxlund, North Dakota St.

177-POUND WEIGHT CLASS

- 1963 Ken Houston, Southern Ill.
 1964 Dave Schmidt, St. Olaf
 1965 Phillip Sullivan, Cal Poly
 1966 Don Parker, Northern Iowa
 1967 Don Parker, Northern Iowa
 1968 Larry Amundson, Minn. St. Mankato
 1969 Ken Bos, Cal Poly
 1970 Don Trapp, South Dakota St.
 1971 Bill Demaray, North Dakota St.
 1972 Bill Demaray, North Dakota St.
 1973 Jim Kulpa, Western Ill.
 1974 Floyd Hitchcock, Bloomsburg
 1975 Gary Christensen, Minn. St. Mankato
 1976 David Weeks, Chattanooga
 1977 Jeff Hoherts, South Dakota St.
 1978 Steve Draper, Cal St. Bakersfield
 1979 Mark Hattendorf, SIU Edwardsville
 1980 Brian Parlet, Augustana (S.D.)
 1981 Jeff Hohertz, South Dakota St.
 1982 Mark Loomis, Cal St. Bakersfield
 1983 Scott Mansur, Portland St.
 1984 Booker Benford, SIU Edwardsville
 1985 Booker Benford, SIU Edwardsville
 1986 Marvin Jones, Cal St. Bakersfield
 1987 Darryl Pope, Cal St. Bakersfield
 1988 R. J. Nebe, Neb.-Omaha
 1989 Tony Champion, Portland St.
 1990 Tony Champion, Portland St.
 1991 Tony Champion, Portland St.
 1992 Mike Leberknight, Northern Colo.
 1993 Mike Leberknight, Northern Colo.
 1994 Chad Lamer, South Dakota St.
 1995 Chad Lamer, South Dakota St.
 1996 Scott Shipman, West Liberty St.
 1997 Corry Royal, Neb.-Omaha
 1998 John Simpson, Colorado Mines

190-POUND WEIGHT CLASS

- 1970 Regen Beers, Brockport St.
 1971 Bob Backlund, North Dakota St.
 1972 Fletcher Carr, Tampa
 1973 Fletcher Carr, Tampa
 1974 Keith Leland, Cal Poly
 1975 Brad Rheingans, North Dakota St.
 1976 Mike Bull, Cal St. Bakersfield
 1977 Jerry Washington, SIU Edwardsville
 1978 Kirk Myers, Northern Iowa
 1979 Kirk Myers, Northern Iowa
 1980 Kirk Myers, Northern Iowa
 1981 Geno Savegnago, Eastern Ill.
 1982 Jeff Esmont, Ashland
 1983 Greg Wilcox, Neb.-Omaha
 1984 Ernie Badger, SIU Edwardsville
 1985 Koln Knight, Augustana (S.D.)
 1986 Koln Knight, Augustana (S.D.)
 1987 Eric Mittlestead, Cal St. Bakersfield
 1988 Ken Hackman, Calif. (Pa.)
 1989 Ken Hackman, Calif. (Pa.)
 1990 Greg Oplotnik, Central Okla.
 1991 Pat Gentzler, Neb.-Omaha
 1992 Trevor Clark, SIU Edwardsville
 1993 Brian Loeffler, South Dakota St.
 1994 Justin Blasius, South Dakota St.
 1995 Ryan Wolters, North Dakota St.
 1996 Chad Lamer, South Dakota St.
 1997 Lee Lofton, San Fran. St.
 1998 Link Steffen, Southwest St.

191-POUND WEIGHT CLASS

- 1963 Roger Plapp, Southern Ill.
 1964 Al Rozman, Western St.
 1965 Al Rozman, Western St.
 1966 Fred Johnson, Augustana (Ill.)
 1967 Willie Williams, Illinois St.

- 1968 Tom Kline, Cal Poly
 1969 Tom Kline, Cal Poly

All-Time Team Results

1963: 1. Western St., 62; 2. Southern Ill., 57; 3. Northern Iowa, 47; 4. South Dakota St., 31; 5. Cornell College, 27; 6. Wheaton (Ill.), 22; 7. Minn. St. Mankato, 12; 8. Luther, 11; 9. Sewanee, 9; 10. Hiram, 8; 11. (tie) Lycoming and Wartburg, 6; 13. Colorado Mines, 5; 14. (tie) Long Beach St. and Rochester Inst., 4; 16. North Central, 3.

1964: 1. Western St., 51; 2. Colorado Mines, 49; 3. Southern Ill., 46; 4. Minn. St. Mankato, 37; 5. West Chester, 23; 6. Northern Iowa, 17; 7. Eastern Ill., 16; 8. Cal Poly Pomona, 15; 9. Northwest Mo. St., 14; 10. (tie) St. Olaf and Wheaton (Ill.), 12; 12. (tie) C.W. Post and Lycoming, 11; 14. (tie) Cornell College and Wilkes, 9; 16. Luther, 8; 17. (tie) Augustana (Ill.) and Fresno St., 7; 19. Morgan St., 6; 20. Montclair St., 5; 21. (tie) Northern Ill., Oswego St. and South Dakota St., 3; 24. (tie) Hiram, Idaho St., Lorain, Macalester and New York U., 2; 29. (tie) Grinnell and Sewanee, 1.

1965: 1. Minn. St. Mankato, 57; 2. Cal Poly, 54; 3. Western St., 44; 4. Northern Ill., 30; 5. South Dakota St., 18; 6. Lycoming, 17; 7. MacMurray, 16; 8. San Fran. St., 15; 9. Wilkes, 14; 10. (tie) Colorado Mines, Fresno St. and Gettysburg, 12; 13. Augustana (Ill.), 10; 14. Monmouth (Ill.), 9; 15. Northwest Mo. St., 8; 16. (tie) Ball St. and Denison, 7; 18. (tie) Akron and West Chester, 6; 20. (tie) Coe, Cornell College and Gust. Adolphus, 5; 23. (tie) Hiram and Northern Iowa, 4; 25. (tie) C.W. Post and Oswego St., 3; 27. Lebanon Valley, 2; 28. (tie) Albany (N.Y.), Cal St. Northridge and Luther, 1.

1966: 1. Cal Poly, 55; 2. Wilkes, 51; 3. Portland St., 47; 4. Minn. St. Mankato, 42; 5. Augustana (Ill.), 29; 6. South Dakota St., 28; 7. (tie) Gettysburg and Western St., 26; 9. Fresno St., 24; 10. Northern Iowa, 23; 11. Montana, 21; 12. Eastern Mich., 19; 13. (tie) Gust. Adolphus, Luther and Lycoming, 17; 16. (tie) Albany (N.Y.) and Northern Ill., 15; 18. West Chester, 14; 19. (tie) Old Dominion, Springfield and Wheaton (Ill.), 12; 22. Moravian, 11; 23. (tie) Colorado Mines, C.W. Post and Northwest Mo. St., 10; 26. (tie) Central Mo. St. and Southeast Mo. St., 10; 28. (tie) Massachusetts and North Dakota St., 8; 30. UC Davis, 7; 31. MacMurray, 6; 32. (tie) Beloit, Cornell College and Western Ill., 4; 35. (tie) Denison, Illinois St. and South Dakota, 3; 38. (tie) Cal St. Chico, Eastern Ill., Monmouth (Ill.), North Dakota and Wabash, 2; 43. (tie) Coe, Knox, Merchant Marine, Parsons, St. Olaf and Wooster, 1.

1967: 1. Portland St., 86; 2. Minn. St. Mankato, 57; 3. Northern Iowa, 40; 4. (tie) Colorado Mines, Illinois St. and Western St., 35; 7. Cal Poly, 34; 8. (tie) South Dakota St. and Wilkes, 26; 10. Springfield, 23; 11. Wis.-Milwaukee, 22; 12. Northwest Mo. St., 20; 13. MacMurray, 17; 14. Fresno St., 15; 15. Albany (N.Y.), 13; 16. (tie) Gust. Adolphus and Wheaton (Ill.), 12; 18. Augustana (Ill.), 11; 19. (tie) Denison, Merchant Marine, Old Dominion and Oneonta St., 9; 23. Ashland, 8; 24. (tie) Luther and West Chester, 7; 26. (tie) Eastern Mich., C.W. Post, Moravian, Morningside and San Fran. St., 6; 31. (tie) Cal St. Chico and Drexel, 4; 33. (tie) Hampden-Sydney, Indiana (Pa.), Lincoln (Pa.) and South Dakota, 3; 37. (tie) Allegheny, Augustana (S.D.), Ball St., Brockport St., Lycoming and Wooster, 2; 43. (tie) UC Davis, Clarkson, Cleveland St., Eastern Ill., Elizabethtown, Fort Lewis, John Carroll, Long Beach St., Maryville (Mo.), Oswego St. and McDaniel, 1.

1968: 1. Cal Poly, 91; 2. Portland St., 62; 3. South Dakota St., 46; 4. Minn. St. Mankato, 44; 5. Wilkes, 39; 6. Western St., 37; 7. West Chester, 34; 8. (tie) Northern Iowa and Upper Iowa, 29; 10. (tie) Fresno St., Illinois St. and Truman, 25; 13. Idaho St., 23; 14. (tie) Luther and Northwest Mo. St., 20; 16. Eastern Ill., 18; 17. (tie) MacMurray and Oswego St., 16; 19. Old Dominion, 15; 20. (tie) Ball St. and Norfolk St., 14; 22. (tie) Ashland, Gust. Adolphus, C.W. Post, North Central and Southwest Mo. St., 13; 27. Long Beach St., 12; 28. San Fran. St., 9; 29. (tie) Brockport St. and Morningside, 8; 31. (tie) Elizabethtown and Oneonta St., 6; 33. (tie) Seattle Pacific and Wis.-Milwaukee, 5; 35. (tie) Baltimore, Central Mo. St., Colorado Mines and Cornell College, 4; 39. (tie) Cleveland St., Howard, John Carroll, North Dakota St., St. Olaf and Wayne St. (Mich.), 3; 45. (tie) Augustana (Ill.), Cal St. Chico, Carleton, Central Mich., Maritime

(N.Y.), Nevada and McDaniel, 2; 52. (tie) Augustana (S.D.), Beloit, Drexel, Lake Forest, Lincoln (Pa.), Monmouth (Ill.), Springfield and Wheaton (Ill.), 1.

1969: 1. Cal Poly, 127; 2. Northern Colo., 81; 3. Northern Iowa, 49; 4. Portland St., 45; 5. Minn. St. Moorhead, 36; 6. (tie) Old Dominion and San Fran. St., 33; 8. East Stroudsburg, 31; 9. Oswego St., 29; 10. South Dakota St., 26; 11. Northwest Mo. St., 22; 12. Minn. St. Mankato, 21; 13. UC Davis, 19; 14. Wilkes, 18; 15. Western Ill., 16; 16. Humboldt St., 14; 17. (tie) C.W. Post and Western St., 13; 19. Central Mich., 12; 20. (tie) Maritime (N.Y.) and North Dakota St., 11; 22. (tie) Colorado Mines and Illinois St., 10; 24. (tie) Ithaca, Oneonta St. and Springfield, 9; 27. (tie) Northern Mich. and North Park, 8; 29. Morningside, 7; 30. Nevada, 6; 31. (tie) Augustana (Ill.) and Luther, 5; 33. (tie) Ashland, Central Mo. St. and Lycoming, 4; 36. (tie) Cal St. Chico, North Central and Seattle Pacific, 3; 39. (tie) Cortland St., Elizabethtown, John Carroll and Southwest Mo. St., 2; 43. (tie) Cal St. Sacramento, Cleveland St., Cornell College, Denison, Truman, Wheaton (Ill.) and WPI, 1.

1970: 1. Cal Poly, 82; 2. Northern Iowa, 58; 3. Maritime (N.Y.), 48; 4. South Dakota St., 43; 5. Minn. St. Mankato, 41; 6. Central Mich., 40; 7. Western St., 38; 8. Springfield, 35; 9. Wilkes, 34; 10. Northern Mich., 32; 11. (tie) East Stroudsburg and Illinois St., 31; 13. (tie) Cal St. Chico and Old Dominion, 30; 15. Slippery Rock, 29; 16. Augustana (Ill.), 26; 17. Northern Colo., 23; 18. Northwest Mo. St., 22; 19. Seattle Pacific, 17; 20. (tie) Ashland and Brockport St., 16; 22. (tie) Cleveland St., North Dakota St. and Truman, 11; 25. Oswego St., 10; 26. Amherst, 9; 27. Minn. St. Moorhead, 8; 28. (tie) Elizabethtown, John Carroll, C.W. Post and Rochester Inst., 6; 32. (tie) Akron, Lawrence, Luther, Lycoming, San Fran. St. and Wis.-Milwaukee, 5; 38. (tie) Humboldt St., Ithaca, MacMurray, North Park and Union (N.Y.), 3; 43. (tie) Boise St., Coast Guard, Eastern Ill., Montclair St. and Ohio Wesleyan, 2; 48. (tie) Cal St. Fullerton, Central Conn. St., Cornell College, Denison, Howard, Marietta, Moravian, Oneonta St., Thiel, Wayne St. (Mich.), Wesleyan (Conn.) and Westminster (Mo.), 1.

1971: 1. Cal Poly, 118; 2. Slippery Rock, 58; 3. Minn. St. Mankato, 51; 3. North Dakota St., 46; 4. (tie) East Stroudsburg and Wilkes, 42; 6. Northern Iowa, 41; 7. Frank & Marsh., 35; 8. (tie) Ashland, Northern Colo. and Seattle Pacific, 30; 11. Western Ill., 24; 12. Oswego St., 22; 13. Cal St. Chico, 21; 14. Central Mich., 20; 15. John Carroll, 18; 16. (tie) Eastern Ill., Northern Mich. and South Dakota St., 16; 19. Eastern Mich., 14; 20. (tie) Humboldt St., Luther and Southern Ill., 8; 23. (tie) Colorado Mines and Western St., 7; 25. (tie) Cleveland St., Coast Guard, Minn. St. Moorhead and San Fran. St., 6; 29. (tie) Akron, Sonoma St. and Springfield, 5; 32. (tie) Cal St. Fullerton, Central Mo. St., Rochester Inst. and Shippensburg, 4; 36. (tie) Augustana (Ill.), Cal Poly Pomona, Hiram, Ill.-Chicago, South Dakota and Truman, 3; 42. (tie) Amherst, UC Davis, Maritime (N.Y.), St. Cloud St. and Southwest Mo. St., 2; 47. (tie) Coe, Cornell College, Delaware Valley, Kalamazoo, Merchant Marine, Northwest Mo. St., Oneonta St., Potsdam St., Puget Sound, Valparaiso and Wayne St. (Mich.), 1.

1972: 1. Cal Poly, 94; 2. (tie) North Dakota St. and Northern Iowa, 64^{1/2}; 3. Slippery Rock, 56; 4. Clarion, 49^{1/2}; 5. Wilkes, 47; 6. Seattle Pacific, 44; 7. Northern Colo., 41^{1/2}; 8. Frank & Marsh., 37^{1/2}; 9. Western Ill., 34; 10. Minn. St. Mankato, 28^{1/2}; 11. South Dakota St., 28; 12. Cleveland St., 24^{1/2}; 13. Cal St. Fullerton, 24; 14. (tie) Brockport St. and Northern Mich., 23^{1/2}; 16. (tie) San Fran. St. and Shippensburg, 21^{1/2}; 18. Ill.-Chicago, 20; 19. (tie) TCNJ and Tampa, 19; 21. Eastern Ill., 18^{1/2}; 22. Eastern Mich., 16^{1/2}; 23. Humboldt St., 15^{1/2}; 24. Potsdam St., 15; 25. Springfield, 14; 26. Cortland St., 13; 27. (tie) Ashland, John Carroll and Western St., 12; 30. Akron, 10; 31. (tie) UC Davis and East Stroudsburg, 9; 33. St. Cloud St., 8^{1/2}; 34. York (Pa.), 8; 35. (tie) Binghamton and Mount Union, 7; 37. (tie) Hiram, Lock Haven and St. Lawrence, 6^{1/2}; 40. Chattanooga, 6; 41. (tie) Cal St. Chico and Southwest Mo. St., 5^{1/2}; 43. (tie) Indianapolis, Merchant Marine and Oswego St., 5; 46. (tie) Augustana (Ill.), Central (Iowa), Howard, Old Dominion, Rochester and Sonoma St., 4; 52. (tie) Coast Guard, Lebanon Valley, Lincoln (Pa.), Luther, Millersville, Minn. St. Moorhead, Northwest Mo. St., Puget Sound and Rochester Inst., 3; 61. Baltimore, 2^{1/2}; 62. (tie) Amherst, Case Reserve, Elizabethtown, Elmhurst, Lake Superior St., C.W. Post, Lycoming, Moravian, Montclair St. and St. Joseph's (Ind.), 2; 72. (tie) Bowdoin, Lake Forest, North Park, Towson, Wabash and Wash. & Jeff., 1.

1973: 1. Cal Poly, 108; 2. Clarion, 80; 3. North Dakota St., 59^{1/2}; 4. Northern Iowa, 50^{1/2}; 5. Wilkes, 41^{1/2}; 6.

Wrestling

DIVISION III



Photo by Will Shilling/NCAA Photos

LeRoy Gardner of Wartburg (top) claimed heavyweight honors as his team won the overall title.

2003 Championships

Edited by: Ty Halpin

Highlights

Wartburg sets several records, wins title: Wartburg set two NCAA team records, outclassing the competition for the school's third title in six years March 8 at Ada, Ohio. The Knights set a new standard for team points, totaling 166¹/₂. The margin of victory over second-place Augsburg, 82 points, was also a new standard.

The Knights ended Augsburg's run of consecutive championships at three. Augsburg placed second with 84¹/₂ points, followed by Wisconsin-Stevens Point, Montclair State and Luther.

Remi Ratel of Montclair State was named the tournament's Most Outstanding Wrestler, defeating Luther's Garrett Kurth to finish 37-0 on the season.

For more, see the March 17, 2003 issue of The NCAA News at www.ncaa.org on the World Wide Web.

TEAM STANDINGS

1. Wartburg	166 ¹ / ₂	19. Roger Williams	16 ¹ / ₂	35. Milwaukee Engr.	6
2. Augsburg	84 ¹ / ₂	20. Rochester Inst.	15	Ursinus	6
3. Wis.-Stevens Point	71	21. Baldwin Wallace	13	37. Case Reserve	5 ¹ / ₂
4. Montclair St.	69	Olivet.....	13	Scranton	5 ¹ / ₂
5. Luther	56 ¹ / ₂	23. Ithaca.....	12 ¹ / ₂	39. Muhlenberg	5
6. Brockport St.	52 ¹ / ₂	24. John Carroll	12	Wis.-Platteville	5
7. TCNJ	45 ¹ / ₂	25. Cortland St.	11	41. Chicago	4
8. Wis.-La Crosse	41 ¹ / ₂	Lycoming.....	11	42. Mount Union.....	3
9. Upper Iowa	33 ¹ / ₂	27. Messiah	10	Worcester	3
10. Loras	31 ¹ / ₂	28. Central (Iowa)	9	44. Wilkes.....	2 ¹ / ₂
11. King's (Pa.)	30	Springfield.....	9	45. Bridgewater St.	2
12. Coe	27	Wabash.....	9	Ohio Northern.....	2
13. Delaware Valley	24 ¹ / ₂	31. Wis.-Eau Claire.....	8	Oneonta St.	2
14. Simpson	24	32. Oswego St.	7 ¹ / ₂	48. Dubuque	1
15. Manchester	20 ¹ / ₂	33. Augustana (Ill.).....	7	Wash. & Jeff	1 ¹ / ₂
16. Buena Vista	19	34. Trinity (Conn.).....	6 ¹ / ₂	50. McDaniel.....	1
17. Wheaton (Ill.).....	16 ¹ / ₂			St. John's (Minn.)	1

INDIVIDUAL RESULTS

125-POUND CLASS

MAIN BRACKET

First round—Heath Ropp, Wartburg, def. James Marrero, TCNJ, 12-2; Salvador Cruz, Brockport St., def. Nick Kehagias, Chicago, 10-8 (sudden victory); Greg Brendemuehl, Augsburg, def. Jared Selover, Baldwin Wallace, 2-1; Mitchell Marcks, King's (Pa.), def. Joe Honts, Buena Vista, 4-2; Terry Morgan, Loras, def. Nick Iannarelli, Manchester, 5-4 (tiebreaker); Jason Peck, Cortland St., def. Eddie Murray, Ursinus, 7-4.

Quarterfinals—Ropp def. Cruz, 18-8; Brendemuehl pinned Tom Prairie, Williams, 4:59; Marcks def. Morgan, 9-3; Peck def. Davey Starks, Wis.-Eau Claire, 8-6.

Semifinals—Ropp def. Brendemuehl, 8-2; Marcks def. Peck, 7-6.

Final—Ropp def. Marcks 6-4 (tiebreaker).

WRESTLEBACKS

First round—Kehagias def. Marrero, 3-1 (sudden victory); Honts def. Iannarelli, 9-1.

Second round—Kehagias def. Starks, 5-3 (sudden victory); Selover def. Morgan, 9-3; Prairie def. Honts, 16-6; Cruz def. Murray, 14-8.

Third round—Selover def. Kehagias, 9-4; Prairie pinned Cruz, 4:06.

Semifinals—Selover pinned Brendemuehl, 6:16; Prairie def. Peck, 11-6. **Third place**—Prairie pinned Selover, 2:25. **Fifth place**—Peck def. Brendemuehl (medical forfeit). **Seventh place**—Cruz pinned Kehagias, 6:10.

133-POUND CLASS

MAIN BRACKET

First round—Mike Waldron, Lycoming, def. Kevin DeJulius, Wash. & Jeff., 5-2; Dave Ilaria, TCNJ, def. Marcus Cobbs, Loras, 10-2; Barry Wise, Delaware Valley, def. Mike Lopez, Luther, 15-9.

Second round—Waldron def. Tenkoran Agyeman, Oswego St., 10-4; Zach Chambers, Wis.-Platteville, pinned Cliff Medina, Hunter, 1:42; Ilaria def. Dan Patterson, McDaniel, 12-2; Gary Mikolay, Montclair St., def. Mark Matzek, Augsburg, 8-5; Ozzie Saxon, Wartburg, def. Mike Riley, Rhode Island Col., 11-3; Rocky Laughlin, Mount Union, def. Wise, 13-5; Daniel Roberts, Brockport St., def. Larry Amedio, Augustana (Ill.), 6-0; Brady Holtz, Wis.-Stevens Point, def. Ralph Acosta, Upper Iowa, 9-4.

Quarterfinals—Waldron pinned Chambers, 6:33; Ilaria def. Mikolay, 3-2; Saxon def. Laughlin, 3-2; Holtz def. Roberts, 7-4.

Semifinals—Ilaria def. Waldron, 2-1; Saxon def. Holtz, 7-4.

Final—Ilaria def. Saxon, 4-1.

WRESTLEBACKS

First round—DeJulius def. Acosta, 7-3; Wise pinned Cobbs, 0:31; Lopez pinned Patterson, 4:06.

Second round—DeJulius def. Amedio, 8-6 (sudden victory); Wise pinned Riley, 3:46; Matzek def. Lopez, 6-4 (sudden victory); Agyeman def. Medina, 10-3.

Third round—Mikolay def. DeJulius, 16-5; Wise pinned Chambers, 0:51; Matzek def. Roberts, 12-10; Agyeman def. Laughlin, 10-2.

Fourth round: Wise def. Mikolay, 12-4; Matzek def. Agyeman, 12-4.

Semifinals—Wise def. Holtz, 11-4; Matzek def. Waldron, 12-8. **Third place**—Wise def. Matzek, 8-2.

Fifth place—Waldron def. Holtz, 10-3. **Seventh place**—Agyeman def. Mikolay, 5-3.

141-POUND CLASS

MAIN BRACKET

First round—Christopher Harrington, Brockport St., def. Bryon Johnson, Wash. & Jeff., 11-3; Jamell Tidwell, Augsburg, def. Nate Yeasted, Muhlenburg, 11-2; Adam Anderson, Wis.-Platteville, def. Dan Ralph, John Carroll, 7-1; Keith Poloskey, Springfield, def. Jeff Patzke, Luther, 18-5.

Quarterfinals—Harrington def. P.J. Morreale, TCNJ, 5-2; Will Kelly, Wartburg, def. Tidwell, 6-2; Morgan def. Anderson, 11-6; Poloskey def. Matt Kapraun, Augustana (Ill.), 14-6.

Semifinals—Kelly def. Harrington, 8-2; Morgan def. Poloskey, 3-2.

Final—Kelly def. Morgan, 7-1.

WRESTLEBACKS

First round—Kapraun def. Johnson, 8-6; Yeasted def. Anderson, 3-2; Tidwell def. Ralph, 8-3; Patzke def. Morreale, 5-4.

Second round—Kapraun def. Yeasted, 7-2; Tidwell def. Patzke, 15-5.

History

Team Results

Year	Champion	Coach	Points	Runner-Up	Points	Host or Site	Championships Total Attendance
1974	Wilkes	John Reese	135 1/2	John Carroll	86 1/2	Wilkes	—
1975	John Carroll	Tony DeCarlo	111	Montclair St.	96	John Carroll	—
1976	Montclair St.	Larry Sciacchetano	143	John Carroll	112 1/4	Coe	4,857
1977	Brockport St.	Donald Murray	99 1/4	Humboldt St.	93	Binghamton	6,172
1978	Buffalo	Edward Michael	91 3/4	Millersville	90	Wheaton (Ill.)	1,159
1979	TCNJ	Dave Icenhower	77 3/4	Brockport St.	77 1/2	Humboldt St.	2,366
1980	Brockport St.	Donald Murray	111 1/4	TCNJ	88 3/4	Coast Guard	2,586
1981	TCNJ	Dave Icenhower	111 3/4	Brockport St.	100	John Carroll	3,172
1982	Brockport St.	Donald Murray	111 1/2	TCNJ	93 1/2	Cortland St.	2,690
1983	Brockport St.	Donald Murray	85 3/4	TCNJ	80 3/4	Wheaton (Ill.)	2,608
1984	TCNJ	Dave Icenhower	96 3/4	Augsburg	68 1/2	Binghamton	2,466
1985	TCNJ	Dave Icenhower	67	Central (Iowa)	59 1/4	Augustana (Ill.)	2,670
1986	Montclair St.	Steve Strellner	87 1/4	Brockport St.	78	TCNJ	3,371
1987	TCNJ	Dave Icenhower	107 1/2	Brockport St.	70 3/4	Buffalo	3,869
1988	St. Lawrence	John Clark	71	Montclair St.	66 3/4	Wheaton (Ill.)	3,156
1989	Ithaca	John Murray	72 1/2	Delaware Valley	64 1/2	John Carroll	3,938
1990	Ithaca	John Murray	81	Augsburg	64	Ithaca	5,579
1991	Augsburg	Jeff Swenson	92	TCNJ	59 1/2	Augustana (Ill.)	4,515
1992	Brockport St.	Donald Murray	76 1/2	Augsburg	62 1/2	TCNJ	2,139
1993	Augsburg	Jeff Swenson	93	Wartburg	92	Coast Guard	1,057
1994	Ithaca	John Murray	77 3/4	Wartburg	75	Wis.-Stevens Point	4,003
1995	Augsburg	Jeff Swenson	84 1/2	TCNJ	76 1/2	Augustana (Ill.)	4,900
1996	Wartburg	Jim Miller	95 1/2	Augsburg	89 1/2	Cortland St.	2,161
1997	Augsburg	Jeff Swenson	122	Wartburg	80	Ohio Northern	4,284
1998	Augsburg	Jeff Swenson	132	Wartburg	90	Cedar Falls, Iowa	9,308
1999	Wartburg	Jim Miller	117 1/2	Augsburg	116	TCNJ	5,155
2000	Augsburg	Jeff Swenson	136	Wartburg	88	Ohio Northern	4,351
2001	Augsburg	Jeff Swenson	119 1/2	Wis.-La. Crosse	72	Wartburg	6,833
2002	Augsburg	Jeff Swenson	87	Upper Iowa, Wartburg	81	Wilkes-Barre	5,163
2003	Wartburg	Jim Miller	166 1/2	Augsburg	84 1/2	Ohio Northern	—

TEAM CHAMPIONSHIPS

Augsburg 8, Brockport St. 5, TCNJ 5, Ithaca 3, Wartburg 3, Montclair St. 2, Buffalo, John Carroll, St. Lawrence, Wilkes, 1 each.

TOP-10 TEAM FINISHES

	No.	Best Finish	Year
Albany (N.Y.)*	4	3rd	1987
Ashland (I)	3	3rd	1976
Augsburg	19	1st	8 times
Augustana (Ill.)	6	4th	1992
Binghamton (I)	6	3rd	1984
Brockport St.	22	1st	5 times
Buena Vista	12	3rd	1986
Buffalo (I)	5	1st	1978
Case Reserve	1	10th	1994
Central (Iowa)	7	2nd	1985
Concordia-M'head	1	9th	1978
Cortland St.	5	3rd	1990
Delaware Valley	6	2nd	1989
Elizabethtown	1	9th	1977
Gettysburg	2	Tie 8th	1976
Humboldt St.*	6	2nd	1977
Ithaca	10	1st	1989-90-94
John Carroll	16	1st	1975
Kean*	3	9th	1994
Lawrence	1	10th	2001
Loras	5	7th	1992-2002
Luther	4	4th	2001
Lycoming	5	5th	2000
Manchester	4	6th	1997-98
Maryville*	1	10th	1979
Mass.-Maritime*	1	6th	1976
Messiah	1	9th	2000
Millersville (I)	6	2nd	1978
Minn.-Morris (I)	5	3rd	1981
Montclair St.	17	1st	1976-86
Moravian	1	Tie 8th	1993
Mount Union	2	8th	1994
TCNJ	20	1st	5 times
Olivet	1	9th	1984
Oswego St.	6	3rd	1982

	No.	Best Finish	Year
Pacific (Ore.)	1	8th	1999
Potsdam St.*	2	4th	1975
Rochester Inst.	2	8th	1998
Salisbury*	3	3rd	1979-80
Simpson	2	5th	1998
St. John's (Minn.)	2	7th	1999
St. Lawrence*	10	1st	1988
St. Thomas (Minn.)	2	3rd	1991
Springfield	5	7th	1996-98
Upper Iowa	2	2nd	2002
Wartburg	13	1st	1996-99-2003
Wheaton (Ill.)	2	9th	1981-82
Wilkes	1	1st	1974
William Penn	1	10th	1979
Wis.-La Crosse	9	2nd	2001
Wis.-Oshkosh	1	6th	1982
Wis.-Platteville	2	7th	1981
Wis.-River Falls	1	3rd	1985
Wis.-Stevens Point	9	3rd	2003
Wis.-Whitewater	5	7th	1987

*No longer sponsors wrestling

(I) Now a Division I team

(II) Now a Division II team

INDIVIDUAL CHAMPIONSHIPS

Montclair St. 28, Augsburg 27, Brockport St. 24, TCNJ 20, John Carroll 16, Wartburg 15, St. Lawrence 9, Augustana (Ill.) 7, Delaware Valley 7, Ithaca 7, Upper Iowa 7, Buena Vista 6, Millersville 6, Salisbury 6, Wis.-Stevens Point 6, Albany (N.Y.) 5, Humboldt St. 5, Luther 6, Wheaton (Ill.) 5, Wilkes 5, Wis.-La Crosse 5, Binghamton 4, Central (Iowa) 4, Lycoming 4, Minn.-Morris 4, Rochester Inst. 4, Simpson 4, Case Reserve 3, Cortland St. 3, Wis.-Whitewater 3, Allegheny 2, Baldwin-Wallace 2, Buffalo 2, Chicago 2, Elizabethtown 2, Loras 2, Ohio Northern 2, Oswego St. 2, Potsdam St. 2, Rowan 2, St. John's (Minn.) 2, Wis.-River Falls 2, Ashland, Concordia-M'head, Cornell College, Dubuque, Gettysburg, Kean, Lake Superior St., Lawrence, Manchester, Messiah, Moravian, Mount Union,

Muskingum, Norwich, Olivet, Rhode Island Col., Ripon, St. Thomas (Minn.), William Penn, Wilmington (Ohio), Wis.-Stout, 1 each.

Championships Records

NUMBER OF INDIVIDUAL CHAMPIONS, YEAR

4—John Carroll, 1975; Montclair St., 1976; Augsburg, 2000.
3—Wilkes, 1974; John Carroll, 1976; Salisbury, 1979; TCNJ, 1981-87; Brockport St., 1982-83; Montclair St., 1988; Delaware Valley, 1989; Augsburg, 1993; Augsburg, 2001; Wartburg 2003

REPEAT CHAMPIONS

3—Tim Jacoutot, TCNJ (118-pound 1985-87-88); Ken Mallory, Montclair St. (134-pound 1977-78-79); John Monaco, Montclair St. (167-pound 1985-87, 177-pound 1986); Shaun Smith, Delaware Valley (142-pound 1985-86-89); Jim Weir, John Carroll (158-pound 1976, 167-pound 1977-78); Raphael Wilson, Augustana (Ill.) (134-pound 1992, 142-pound 1994-95); Matt Hamill, Rochester Inst. (167-pound 1997, 190-pound 1998, 197-pound 1999).

Most Outstanding Wrestler Award

- 1974 Jim Fallis, Lake Superior St., 158
- 1975 Nabil Guketlov, Montclair St., 118
- 1976 Vince Tundo, Montclair St., 126
- 1977 Andy Zook, Millersville, 126
- 1978 Ken Mallory, Montclair St., 134
- 1979 Jeff Freedman, Ashland, 158
- 1980 Tom Jacoutot, Buffalo, 118
- 1981 Jeff Bouslog, Luther, 158
- 1982 Frank Famiano, Brockport St., 126
- 1983 Frank Famiano, Brockport St., 126
- 1984 Bob Glaberman, TCNJ, 158
- 1985 Tim Jacoutot, TCNJ, 118

- 1986 Nick Milonas, Montclair St., 126
 1987 John Monaco, Montclair St., 167
 1988 Tim Jacoutot, TCNJ, 118
 1989 Pete Gonzalez, Montclair St., 126
 1990 Rob Llorca, Wis.-Whitewater, 158
 1991 Rob Llorca, Wis.-Whitewater, 158
 1992 Peter Wang, Chicago, 177
 Raphael Wilson, Augustana (Ill.), 134
 1993 Gary Kroells, Augsburg, 158
 1994 Raphael Wilson, Augustana (Ill.), 142
 1995 Tom Layte, Augsburg, 150
 1996 Ron Vosburg, Brockport St., 134
 1997 Aaron Fitt, Lycoming, 150
 1998 Matt Hamill, Rochester Inst., 190
 1999 Matt Hamill, Rochester Inst., 197
 2000 Josh Cagle, Augsburg, 149
 2001 Nick Ackerman, Simpson 174
 2002 Jimmy Wallace, Wilmington (Ohio), 157
 2003 Remi Ratel, Montclair St., 149

Individual Champions

125-POUND WEIGHT CLASS

- 1999 Zac Weiglein, Wartburg
 2000 Zac Weiglein, Wartburg
 2001 Darin Bertram, Augsburg
 2002 Jamie Taxted, Buena Vista
 2003 Heath Ropp, Wartburg

133-POUND WEIGHT CLASS

- 1999 John Marchette, Augsburg
 2000 Jesus Wilson, Upper Iowa
 2001 Frank Palumbo, Brockport St.
 2002 Tom Hall, Ithaca
 2003 Dave Ilaria, TCNJ

141-POUND WEIGHT CLASS

- 1999 Justin Tollen, TCNJ
 2000 Florian Ghinea, Montclair St.
 2001 Lenny Baker, Brockport St.
 2002 Jesus Wilson, Upper Iowa
 2003 Wili Kelly, Wartburg

149-POUND WEIGHT CLASS

- 1999 Ben Shane, Wartburg
 2000 Josh Cagle, Augsburg
 2001 Garrett Kurth, Luther
 2002 Darrell Carr, Manchester
 2003 Rami Ratel, Montclair St.

157-POUND WEIGHT CLASS

- 1999 Dominic Dellagatta, Montclair St.
 2000 Mike Helm, Messiah
 2001 Royce Eyer, Lycoming
 2002 Jimmy Wallace, Wilmington (Ohio)
 2003 Marcus LeVesseur, Augsburg

165-POUND WEIGHT CLASS

- 1999 Andy Krueger, Buena Vista
 2000 Dominic Delagatta, Montclair St.
 2001 Dan Weber, Wheaton (Ill.)
 2002 Tony Abbott, Augsburg
 2003 Jesse Ryerson, Luther

174-POUND WEIGHT CLASS

- 1999 John Newman, St. John's (Minn.)
 2000 Nick Slack, Augsburg
 2001 Nick Ackerman, Simpson
 2002 Ed Aliakseyenka, Montclair St.
 2003 Cody Koening, Wis.-Stevens Point

184-POUND WEIGHT CLASS

- 1999 Ryan Birt, Upper Iowa
 2000 Jeremy Miller, Wis.-La Crosse
 2001 Nik Lewandowski, Augsburg
 2002 Andy Kazik, Lawrence
 2003 Bradley Marten, Wis.-Stevens Point

197-POUND WEIGHT CLASS

- 1999 Matt Hamill, Rochester Inst.
 2000 Josh Clausen, Augsburg
 2001 Brandon Novak, St. John's (Minn.)
 2002 Yan White, Wis.-Stevens Point
 2003 Brent Meyers, Upper Iowa

HEAVYWEIGHT CLASS

- 1974 Joe Bertolone, John Carroll
 1975 Joe Bertolone, John Carroll
 1976 Ron Pelligra, St. Lawrence
 1977 Mackey Tindall, Brockport St.

- 1978 Barry Bennett, Concordia-Mhead

- 1979 Gene Rowell, Dubuque
 1980 Don Wagner, Millersville
 1981 Duane Koslowski, Minn.-Morris
 1982 Dennis Koslowski, Minn.-Morris
 1983 Bob Muth, Allegheny

- 1984 Mike Conners, St. Lawrence
 1985 Matt Renn, Wis.-River Falls
 1986 Chris Tironi, Albany (N.Y.)
 1987 Chris Tironi, Albany (N.Y.)
 1988 Pat Conners, St. Lawrence

- 1989 Vince Cameron, Ohio Northern
 1990 Mike Fusilli, Ithaca
 1991 Chester Grauberger, Augsburg
 1992 Dan Bobish, Mount Union
 1993 Glen Sandull, TCNJ

- 1994 Glen Sandull, TCNJ
 1995 Jay Huff, Buena Vista
 1996 Derek Messmer, Case Reserve
 1997 Perry Miller, Wis.-Stevens Point
 1998 Perry Miller, Wis.-Stevens Point

- 1999 Rich Eslich, John Carroll
 2000 Ben Bauer, Augsburg
 2001 Ben Bauer, Augsburg
 2002 Jason Ott, Wis.-La Crosse
 2003 LeRoy Gardner, Wartburg

Discontinued Weight Classes

118-POUND WEIGHT CLASS

- 1974 Eric Mast, Elizabethtown
 1975 Nabil Gukelov, Montclair St.
 1976 Jack Mulhall, John Carroll
 1977 Eric Mast, Elizabethtown
 1978 Henry Callie, Millersville

- 1979 Ed Bailey, Salisbury
 1980 Tom Jacoutot, Buffalo
 1981 Dan Stefanin, John Carroll
 1982 Dave Parisi, Oswego St.
 1983 Greg Lonning, Luther

- 1984 Steve Gliva, Augsburg
 1985 Tim Jacoutot, TCNJ
 1986 Shawn Sheldon, Albany (N.Y.)
 1987 Tim Jacoutot, TCNJ
 1988 Tim Jacoutot, TCNJ

- 1989 Dave Jordan, Buena Vista
 1990 Troy Monks, Cortland St.
 1991 Jason O'Brien, St. Thomas (Minn.)
 1992 Steve Rivera, TCNJ
 1993 Nick Fornicoia, Augsburg

- 1994 Zane Braggs, Wartburg
 1995 Chris Matteotti, Ithaca
 1996 Jeff O'Gara, Wis.-La Crosse
 1997 Henry Gerten, Augsburg
 1998 Henry Gerten, Augsburg

126-POUND WEIGHT CLASS

- 1974 Nabil Gukelov, Montclair St.
 1975 Craig Helmuth, Gettysburg
 1976 Vince Tundo, Montclair St.
 1977 Andy Zook, Millersville
 1978 Mike Rossetti, TCNJ

- 1979 Mike Rossetti, TCNJ
 1980 Kevin Richard, Brockport St.
 1981 Mike Jacoutot, TCNJ
 1982 Frank Famiano, Brockport St.
 1983 Frank Famiano, Brockport St.

- 1984 Dave Averill, Albany (N.Y.)
 1985 Nick Milonas, Montclair St.
 1986 Nick Milonas, Montclair St.
 1987 Tim Hackel, Central (Iowa)
 1988 Pete Gonzalez, Montclair St.

- 1989 Pete Gonzalez, Montclair St.
 1990 Fritz Zagorski, Brockport St.
 1991 Chad Beck, Central (Iowa)
 1992 Pete Maldonado, Loras
 1993 Tyrone Fambro, Upper Iowa

- 1994 Kurt Schneck, Lycoming
 1995 Jesse Armbruster, Augsburg
 1996 Tom Smith, Wartburg
 1997 Tom Smith, Wartburg
 1998 John Gemmill, Ithaca

134-POUND WEIGHT CLASS

- 1974 John Chakmakas, Wilkes
 1975 Mark Hawald Cale, John Carroll
 1976 Mark Hawald Cale, John Carroll
 1977 Ken Mallory, Montclair St.
 1978 Ken Mallory, Montclair St.

- 1979 Ken Mallory, Montclair St.
 1980 John Dolch, Salisbury
 1981 Chad Gross, John Carroll
 1982 Steve Fernandes, TCNJ
 1983 Bob Adams, Augsburg

- 1984 Pat McMahon, Augustana (Ill.)
 1985 Scott DeTore, Brockport St.
 1986 Mark Shortleeve, St. Lawrence
 1987 Darren Scott, Ohio Northern
 1988 John Beatty, Augsburg

- 1989 Bob Berceau, Wis.-Stevens Point
 1990 T.J. McStravick, Rowan
 1991 Craig Wagner, Augustana (Ill.)
 1992 Raphael Wilson, Augustana (Ill.)
 1993 Joe Hoialmen, Augsburg

- 1994 Billy Cotter, Rhode Island Col.
 1995 Scott Stefl, Loras
 1996 Ron Vosburg, Brockport St.
 1997 Dusty Rhodes, Wartburg
 1998 Florian Ghinea, Montclair St.

142-POUND WEIGHT CLASS

- 1974 Art Trovei, Wilkes
 1975 John Martellucci, Brockport St.
 1976 Rick Freitas, Montclair St.
 1977 Steve Cavayero, Binghamton
 1978 Steve Cavayero, Binghamton

- 1979 Dan Boos, Luther
 1980 Mike Fredenburg, Humboldt St.
 1981 John Dolch, Salisbury
 1982 Randy Viviani, John Carroll
 1983 Darryl Leslie, Rochester Inst.

- 1984 Dan Pantaleo, Olivet
 1985 Shaun Smith, Delaware Valley
 1986 Shaun Smith, Delaware Valley
 1987 Karl Monaco, Montclair St.
 1988 Karl Monaco, Montclair St.

- 1989 Shaun Smith, Delaware Valley
 1990 John Beatty, Augsburg
 1991 Frank Croce, Kean
 1992 Mike Gillmor, John Carroll
 1993 Mike Froehlich, Moravian

- 1994 Raphael Wilson, Augustana (Ill.)
 1995 Raphael Wilson, Augustana (Ill.)
 1996 Jamal Fox, Wartburg
 1997 Ron Vosburg, Brockport St.
 1998 Ben Shane, Wartburg

150-POUND WEIGHT CLASS

- 1974 Mike Lee, Wilkes
 1975 Charles Becks, John Carroll
 1976 Tony Peraza, Potsdam St.
 1977 Francis Presley, Millersville
 1978 Francis Presley, Millersville

- 1979 Gary Wood, William Penn
 Tom Elcott, Allegheny
 1981 Joe Giani, Brockport St.
 1982 Ron Winnie, Brockport St.
 1983 Ron Winnie, Brockport St.

- 1984 Shea Kennedy, Augsburg
 1985 Larry DeSimone, TCNJ
 1986 Bryan Barratt, Rowan
 1987 Ed Brady, Wis.-Whitewater
 1988 Mark Gumble, Binghamton

- 1989 Karl Monaco, Montclair St.
 1990 Shawn Voigt, Cornell College
 1991 Travis Young, Simpson
 1992 Travis Young, Simpson
 1993 Tom Hogan, Wartburg

- 1994 Brian Stewart, Buena Vista
 1995 Tom Layte, Augsburg
 1996 Chris Potter, TCNJ
 1997 Aaron Fitt, Lycoming
 1998 Ryan Schweitzerberger, Buena Vista

158-POUND WEIGHT CLASS

- 1974 Jim Fallis, Lake Superior St.
 1975 Gene Ashley, Wilkes
 1976 Jim Weir, John Carroll
 1977 Mitch Brown, St. Lawrence
 1978 Rick Armstrong, Cortland St.

Women's Winter Championships

Basketball.....	176
Gymnastics.....	216
Ice Hockey.....	219
Swimming and Diving	225
Indoor Track and Field	246



Basketball

DIVISION I



Photo by Jamie Schwaberow/NCAA Photos

Diana Taurasi and seniorless Connecticut drove past Tennessee, 73-68, for a second straight national title.

2003 Championship

Edited by: Heather Perry

Highlights

UConn-Quest: Connecticut didn't go undefeated on the way to the 2003 championship, but the Huskies accomplished more than their senior-led 2002 squad in the repeat feat.

Returning only one starter, though it was player-of-the-year Diana Taurasi, and playing without a senior, the Huskies marched back to the title game with just one loss. The Huskies culminated the campaign with a 73-68 win over Tennessee April 8 in the championship game.

Taurasi lead the Huskies with 28 points, continuing her history of big performances against Tennessee. She averaged 22 points against the Lady Vols in five previous meetings.

For the complete story, go to the April 14, 2003, issue of The NCAA News at www.ncaa.org on the World Wide Web.

All-Tournament Team: Taurasi was joined on the all-tournament team by teammate Ann Strother, who finished with 17 points. Tennessee's two seniors, Kara Lawson, who had 18 points in her final game, and Gwen Jackson were joined by Alana Beard on Duke.

TOURNAMENT SCORING LEADERS

Player, Team	G	FG	FGA	Pct.	FTM	FTA	Pct.	Rb.	Avg.	Ast.	Pts.	Avg.
Diana Taurasi, Connecticut.....	6	53*	96*	.552	31*	40*	.775	34	5.7	18	157*	26.2*
Tera Bjorklund, Colorado.....	3	23	43	.535	28	35	.800	27	9.0	4	74	24.7
Alana Beard, Duke.....	5	40	78	.513	30	37	.811	29	5.8	11	115	23.0
Jordan Adams, New Mexico.....	3	25	44	.568*	14	25	.560	22	7.3	8	66	22.0
Kelly Mazzante, Penn St.....	3	27	54	.500	2	3	.667	15	5.0	6	66	22.0
Christi Thomas, Georgia.....	3	25	47	.532	10	17	.588	28	9.3	0	61	20.3
Heather Schreiber, Texas.....	5	39	70	.557	12	13	.923	37	7.4	7	96	19.2
Trina Frierson, Louisiana Tech.....	3	23	43	.535	11	12	.917	18	6.0	1	57	19.0
Erika Valek, Purdue.....	4	28	57	.491	14	15	.933	13	3.3	13	74	18.5
Plenette Pierson, Texas Tech.....	4	27	54	.500	19	31	.613	47	11.8	14	73	18.2

***Departmental leader (min. three games). Other leaders: FG pct. (min. 5 made per game)-.568, Jordan Adams, New Mexico, Aiysha Smith, LSU; FT pct. (min. 2.5 made per game)-1.000, Amber Jacobs, Boston College (10-10); Rebounds-60, Gwen Jackson, Tennessee; Rebounding Avg.-14.0, Cheryl Ford, Louisiana Tech; Assists-30, Kara Lawson, Tennessee; 3-pt. FG Made-20, Diana Taurasi, Connecticut; 3-pt. FG Attempts-44, Taurasi, Connecticut; 3-pt. FG Pct. (min. 2.0 made per game)-.647, Mandi Moore, New Mexico (11-17); Blocked Shots-17, Adams, New Mexico; Steals-13, Loree Moore, Tennessee.*

(Note: Statistics after each name are field goals and field-goal attempts, free throws made and free-throw attempts, rebounds and total points.)

Results

(Note: Statistics after each name are field goals and field-goal attempts, free throws and free-throw attempts, rebounds and total points.)

MIDEAST FIRST ROUND

MARCH 22, AT KNOXVILLE, TENNESSEE

Tennessee 95, Alabama St. 43

Alabama St.: Shameka Jackson 3-16, 4-5, 8, 11; Crystal Kitt 7-16, 2-3, 9, 16; Jawanda West 0-7, 0-0, 1, 0; Chrishutta Lewis 3-13, 0-0, 5, 7; Brandy Davis 0-1, 0-0, 0, 0; Rhonda Brown 0-2, 0-0, 1, 0; Latasha Thomas 1-6, 0-0, 3, 3; Shani Jones 1-3, 0-0, 2, 2; Frantina Coleman 0-2, 0-0, 1, 0; Nedra Thomas 0-0, 0-0, 0, 0; Tawana Harris 0-0, 0-0, 0, 0; Sophia Hinton 0-2, 0-0, 0, 0; Stephanie Browning 2-2, 0-0, 1, 4; Tamara Norris 0-0, 0-0, 3, 0. **TOTALS:** 17-70, 6-8, 38 (4 team), 43.

Tennessee: Gwen Jackson 4-9, 3-5, 6, 11; Shyra Ely 6-

11, 5-5, 8, 17; Tasha Butts 4-7, 0-0, 4, 9; Kara Lawson 2-8, 5-7, 5, 9; Loree Moore 3-4, 3-4, 8, 9; LaToya Davis 1-3, 0-1, 3, 2; Shanna Zolman 3-4, 0-0, 3, 8; Brittany Jackson 4-6, 4-4, 0, 16; Ashley Robinson 0-2, 0-0, 4, 0; Courtney McDaniel 3-3, 6-7, 4, 12; Tye'sha Fluker 1-4, 0-0, 1, 2. **TOTALS:** 31-61, 26-33, 49 (3 team), 95.

Halftime: Tennessee 52, Alabama St. 28. Three-point field goals: Alabama St. 3-21 (Jackson 1-5, Lewis 1-11, Brown 0-1, L. Thomas 1-3, Jones 0-1); Tennessee 7-16 (G. Jackson 0-2, Butts 1-3, Lawson 0-2, Zolman 2-3, B. Jackson 4-6). Officials: Anita Ortega, Shelley Nakasone, Ernie Solis. Attendance: 7,015.

Virginia 72, Illinois 56

Illinois: Aminata Yanni 4-8, 0-0, 2, 11; Karen Hagberg 1-9, 4-4, 4, 6; Angelina Williams 3-9, 2-2, 0, 9; Cindy Dallas 3-9, 2-4, 11, 8; Maggie Acuna 0-0, 0-0, 1, 0; Janelle Hughes 5-6, 2-2, 4, 12; Jessica Wright 0-1, 0-0, 1, 0; Tiffanie Guthrie 4-13, 1-4, 5, 10; Jere Isenmann 0-2, 0-0, 0, 0; Brittney Daugherty 0-2, 0-0, 4, 0; Brenda Blackburn 0-0, 0-0, 0, 0. **TOTALS:** 20-59, 11-16, 35 (3 team), 56.

Virginia: Anna Prillaman 1-5, 0-0, 4, 3; Anna Crosswhite 7-13, 0-0, 7, 17; Jocelyn Logan-Friend 2-4, 3-4, 4, 7; LaTonya Blue 2-3, 0-0, 4, 5; Safiya Grant-Fairley 5-7, 0-0, 0, 11; Cherrise Graham 0-5, 6-6, 0, 6; Liz Sahin 0-4, 0-0, 2, 0; Brandi Teamer 5-14, 6-10, 6, 17; Tiffany Sardin 1-1, 0-0, 0, 2; Lynette O'Reggio 2-5, 0-0, 8, 4. **TOTALS:** 25-61, 15-20, 42 (7 team), 72.

Halftime: Illinois 31, Virginia 30. Three-point field goals: Illinois 5-14 (Yanni 3-5, Williams 1-1, Guthrie 1-7, Isenmann 0-1); Virginia 7-15 (Prillaman 1-3, Crosswhite 3-7, Blue 1-1, Grant-Fairley 1-1, Graham 0-1, Sahin 0-1, Teamer 1-1). Officials: Rick Morris, Clarke Stevens, Marianne Karp. Attendance: 7,015.

MARCH 22, AT BOULDER, COLORADO

Colorado 84, Brigham Young 45

Brigham Young: Jennie Overdiek 2-2, 1-1, 3, 5; Kristen Kozlowski 1-2, 1-1, 2, 3; Danielle Cheesman 2-8, 0-0, 2, 4; Kestlee Nelson 1-5, 0-0, 1, 2; Erin Thorn 4-15, 0-0, 2, 10; Nancy Seljaas 0-0, 0-0, 1, 0; Amy Lewis 0-1, 0-0, 0, 0; Marianne Miller 0-0, 0-0, 1, 0; Angie Gatten 0-1, 0-0, 0, 0; Brittany Larson 0-0, 0-0, 2, 0; Kali Taylor 1-8, 1-1, 3,

Connecticut: Diana Taurasi 6-11, 8-10, 6, 21; Barbara Turner 3-9, 1-2, 4, 7; Jessica Moore 4-7, 4-5, 7, 12; Maria Conlon 2-6, 6-6, 4, 12; Ann Strother 2-6, 5-6, 3, 10; Ashley Valley 0-0, 0-0, 0, 0; Morgan Valley 0-0, 0-0, 0, 0; Ashley Battle 4-8, 0-0, 7, 9; Willnett Crockett 1-2, 0-0, 1, 2. TOTALS: 22-49, 24-29, 33 (1 team), 73.
Halftime: Connecticut 41, Purdue 22. Three-point field goals: Purdue 6-21 (Hicks 2-4, Wright 3-4, Jones 1-6, Valek 0-5, Webb 0-2); Connecticut 5-14 (Taurasi 1-4, Conlon 2-5, Strother 1-3, Battle 1-2). Disqualifications: Hicks, Noon. Officials: Bryan Enterline, Denny Mayer, Bev Roberts. Attendance: 8,503.

WEST REGIONAL FINAL

APRIL 1, AT STANFORD, CALIFORNIA

Texas 78, LSU 60

Texas: Kala Bowers 4-7, 0-0, 6, 8; Heather Schreiber 13-21, 4-4, 8, 32; Stacy Stephens 5-12, 4-5, 12, 14; Jamie Carey 2-10, 2-2, 0, 6; Tai Dillard 6-13, 0-0, 5, 12; Alisha Sare 0-0, 0-0, 0, 0; Nina Norman 3-6, 0-0, 2, 6; Annissa Hastings 0-1, 0-0, 5, 0. TOTALS: 33-70, 10-11, 42 (4 team), 78.

LSU: DeTrina White 5-9, 4-5, 7, 14; Aiysha Smith 4-6, 4-6, 4, 12; Temeka Johnson 3-12, 3-4, 7, 9; Doneeka Hodges 3-9, 0-0, 2, 9; Seimone Augustus 4-11, 0-0, 7, 8; Ke-Ke Tardy 2-4, 0-0, 1, 4; Roneeka Hodges 0-1, 0-0, 0, 0; Kisha James 1-4, 1-2, 2, 4; Wendlyn Jones 0-0, 0-0, 0, 0; Crystal White 0-0, 0-0, 0, 0. TOTALS: 22-56, 12-17, 33 (3 team), 60.

Halftime: Texas 41, LSU 22. Three-point field goals: Texas 2-13 (Bowers 0-2, Schreiber 2-6, Carey 0-4, Dillard 0-1); LSU 4-7 (Smith 0-1, D. Hodges 3-4, James 1-2). Officials:

Lisa Mattingly, Scotty Hermann, Lawson Newton. Attendance: 2,902.

SEMIFINALS

APRIL 6, AT ATLANTA

Tennessee 66, Duke 56

Tennessee: Gwen Jackson 7-13, 10-12, 15, 25; Shyra Ely 3-7, 0-0, 7, 6; Tasha Butts 1-6, 0-0, 1, 2; Kara Lawson 3-12, 2-2, 11, 8; Loree Moore 5-9, 1-2, 2, 11; LaToya Davis 0-0, 0-0, 1, 0; Shanna Zolman 0-1, 2-2, 0, 2; Brittany Jackson 3-4, 1-2, 1, 7; Ashley Robinson 2-5, 1-1, 3, 5. TOTALS: 24-57, 17-21, 41, 66.

Duke: Alana Beard 12-24, 4-5, 6, 29; Iciss Tillis 4-11, 0-0, 5, 9; Michele Matyasovsky 0-1, 0-0, 2, 0; Lindsey Harding 3-8, 0-0, 5, 6; Vicki Krapohl 0-1, 0-0, 0, 0; Mistie Bass 1-3, 0-0, 2, 2; Sheana Mosch 4-9, 1-1, 4, 10; Jessica Foley 0-2, 0-0, 1, 0; Wynter Whitley 0-2, 0-0, 2, 0. TOTALS: 24-61, 5-6, 30 (3 team), 56.

Halftime: Duke 29, Tennessee 27. Three-point field goals: Tennessee 1-9 (G. Jackson 1-3, Butts 0-2, Lawson 0-2, Moore 0-1, Zolman 0-1); Duke 3-9 (Beard 1-2, Tillis 1-2, Harding 0-1, Krapohl 0-1, Mosch 1-2, Foley 0-1). Disqualifications: Harding. Officials: Scott Yarbrough, Sally Bell, Joe Cunningham. Attendance: 28,210.

Connecticut 71, Texas 69

Texas: Kala Bowers 3-9, 2-3, 7, 8; Heather Schreiber 5-12, 0-0, 4, 13; Stacy Stephens 6-13, 4-7, 10, 16; Jamie Carey 5-10, 0-0, 2, 14; Tai Dillard 1-7, 0-0, 4, 2; Alisha Sare 0-0, 0-0, 0, 0; Nina Norman 5-8, 4-4, 2, 14; Annissa Hastings 1-3, 0-1, 3, 2. TOTALS: 26-62, 10-15, 35 (3 team), 69.

Connecticut: Diana Taurasi 10-22, 2-5, 4, 26; Barbara Turner 2-8, 3-3, 3, 7; Jessica Moore 5-9, 3-3, 6, 13; Maria Conlon 2-3, 3-4, 2, 8; Ann Strother 1-4, 1-2, 2, 4; Ashley Battle 1-5, 2-2, 2, 4; Willnett Crockett 4-5, 1-3, 10, 9. TOTALS: 25-56, 15-22, 37 (8 team), 71.

Halftime: Texas 35, Connecticut 33. Three-point field goals: Texas 7-17 (Bowers 0-2, Schreiber 3-5, Carey 4-7, Dillard 0-2, Norman 0-1); Connecticut 6-14 (Taurasi 4-11, Conlon 1-1, Strother 1-2). Officials: June Courteau, Dee Kantner, Eric Larson. Attendance: 28,210.

CHAMPIONSHIP

APRIL 8, AT ATLANTA

Connecticut 73, Tennessee 68

Tennessee: Gwen Jackson 6-14, 3-6, 9, 15; Shyra Ely 3-6, 0-0, 2, 6; Tasha Butts 2-4, 0-0, 1, 4; Kara Lawson 5-13, 5-5, 5, 18; Loree Moore 2-4, 0-0, 2, 5; Shanna Zolman 0-0, 0-0, 2, 0; Brittany Jackson 4-10, 2-2, 5, 13; Ashley Robinson 1-2, 1-6, 8, 3; Courtney McDaniel 1-3, 0-0, 2, 2; Tye'sha Fluker 1-1, 0-0, 1, 2. TOTALS: 25-57, 11-19, 40 (3 team), 68.

Connecticut: Diana Taurasi 8-15, 8-8, 4, 28; Barbara Turner 5-7, 0-0, 1, 10; Jessica Moore 2-5, 0-0, 4, 4; Maria Conlon 3-7, 2-4, 4, 11; Ann Strother 6-11, 2-2, 3, 17; Ashley Battle 0-3, 0-0, 0, 0; Willnett Crockett 1-1, 1-2, 6, 3. TOTALS: 25-49, 13-16, 22, 73.

Halftime: Connecticut 35, Tennessee 30. Three-point field goals: Tennessee 7-18 (G. Jackson 0-2, Lawson 3-8, Moore 1-1, B. Jackson 3-7); Connecticut 10-21 (Taurasi 4-9, Conlon 3-5, Strother 3-7). Disqualifications: Crockett. Officials: Lisa Mattingly, Melissa Barlow, Wesley Dean. Attendance: 28,210.

History

Team Results

Year	Champion (Record)	Coach	Score	Runner-Up	Site	Championship Game Attendance	Championship Total Attendance
1982	Louisiana Tech (35-1)	Sonja Hogg	76-62	Cheyney	Norfolk, Va.	9,531	56,320
1983	Southern California (31-2)	Linda Sharp	69-67	Louisiana Tech	Norfolk, Va.	7,387	62,020
1984	Southern California (29-4)	Linda Sharp	72-61	Tennessee	Los Angeles	5,365	77,497
1985	Old Dominion (31-3)	Marianne Stanley	70-65	Georgia	Austin, Tex.	7,597	98,569
1986	Texas (34-0)	Jody Conradt	97-81	Southern California	Lexington, Ky.	5,662	90,177
1987	Tennessee (28-6)	Pat Summitt	67-44	Louisiana Tech	Austin, Tex.	15,615	104,412
1988	Louisiana Tech (32-2)	Leon Barmore	56-54	Auburn	Tacoma, Wash.	8,719	122,165
1989	Tennessee (35-2)	Pat Summitt	76-60	Auburn	Tacoma, Wash.	9,758	154,651
1990	Stanford (32-1)	Tara VanDerveer	88-81	Auburn	Knoxville, Tenn.	20,023	177,820
1991	Tennessee (30-5)	Pat Summitt	70-67 (ot)	Virginia	New Orleans	7,865	153,014
1992	Stanford (30-3)	Tara VanDerveer	78-62	Western Ky.	Los Angeles	12,072	187,417
1993	Texas Tech (31-3)	Marsha Sharp	84-82	Ohio St.	Atlanta	16,141	217,910
1994	North Carolina (33-2)	Sylvia Hatchell	60-59	Louisiana Tech	Richmond, Va.	11,966	266,154
1995	Connecticut (35-0)	Geno Auriemma	70-64	Tennessee	Minneapolis	18,038	248,534
1996	Tennessee (32-4)	Pat Summitt	83-65	Georgia	Charlotte, N.C.	23,291	256,852
1997	Tennessee (29-10)	Pat Summitt	68-59	Old Dominion	Cincinnati	16,714	225,933
1998	Tennessee (39-0)	Pat Summitt	93-75	Louisiana Tech	Kansas City, Mo.	17,976	262,856
1999	Purdue (34-1)	Carolyn Peck	62-45	Duke	San Jose, Calif.	17,773	300,487
2000	Connecticut (36-1)	Geno Auriemma	71-52	Tennessee	Philadelphia	20,060	269,387
2001	Notre Dame (34-2)	Muffet McGraw	68-66	Purdue	St. Louis	20,551	301,703
2002	Connecticut (39-0)	Geno Auriemma	82-70	Oklahoma	San Antonio	29,619	326,767
2003	Connecticut (37-1)	Geno Auriemma	73-68	Tennessee	Atlanta	28,210	335,456

Highest Tournament Scoring Average

Year	Player, Team	G	FG	FT	Pts.	Avg.
1982	Lorri Bauman, Drake	3	36	42	110	36.7
1983	LaTaunya Pollard, Long Beach St.	3	35	18	88	29.3
1984	Janice Lawrence, Louisiana Tech	4	45	22	112	28.0
1985	Tori Harrison, Louisiana Tech	3	33	5	71	23.7
1986	Wanda Ford, Drake	2	27	13	67	33.5
1987	Cindy Brown, Long Beach St.	4	41	27	109	27.2
1988	Michelle Edwards, Iowa	3	33	12	78	26.0
1989	Bridgette Gordon, Tennessee	5	53	28	134	26.8
1990	Delmonica DeHorney, Arkansas	4	42	26	110	27.5
1991	Kerry Bascom, Connecticut	4	35	20	98	24.5
1992	Kim Pehlke, Western Ky.	5	40	19	114	22.8
1993	Sheryl Swoopes, Texas Tech	5	56	57	177	35.4
1994	Jodi Brooks, Seton Hall	3	27	17	74	24.7
1995	Darlene Saar, George Washington	3	28	14	70	23.3
1996	Sheri Sam, Vanderbilt	4	47	14	113	28.3
1997	Katryna Gaither, Notre Dame	5	50	32	132	26.4
1998	Chamique Holdsclaw, Tennessee	6	64	30	158	26.3
1999	Becky Hammon, Colorado St.	3	15	40	78	26.0
2000	LaNeisha Caufield, Oklahoma	3	26	18	71	23.7
2001	Jackie Stiles, Southwest Mo. St.	5	46	42	140	28.0
2002	Chantelle Anderson, Vanderbilt	4	32	35	99	24.8
2003	Diana Taurasi, Connecticut	6	53	31	157	26.2

All-Time Scoring Leaders

Player, Team (Years Competed)	G	FG	FT	Pts.	Avg.
Chamique Holdsclaw, Tennessee (1996-97-98-99)	22	195	89	479	21.8
Bridgette Gordon, Tennessee (1986-87-88-89)	18	155	78	388	21.6
Cheryl Miller, Southern California (1983-84-85-86)	16	121	91	333	20.8
Janice Lawrence, Louisiana Tech (1982-83-84)	14	118	76	312	22.3
Diana Taurasi, Connecticut (2001-02-03)	17	110	36	310	18.2
Penney Toler, San Diego St./Long Beach St. (1985-87-88-89)	13	128	35	291	22.4
Alana Beard, Duke (2001-02-03)	13	40	30	287	22.1
Ruth Riley, Notre Dame (1998-99-2000-01)	14	101	74	276	19.7
Dawn Staley, Virginia (1989-90-91-92)	15	102	59	274	18.3
Tamika Catchings, Tennessee (98-99-2000)	16	100	53	269	16.8
Cindy Brown, Long Beach St. (1984-85-86-87)	12	98	67	263	21.9
Venus Lacy, Louisiana Tech (1988-89-90)	13	102	58	263	20.2
Clarissa Davis, Texas (1986-87-89)	12	108	43	261	21.8
Sue Bird, Connecticut (2000-01-02)	17	96	29	260	15.3
Janet Harris, Georgia (1982-83-84-85)	13	108	38	254	19.5
Teresa Edwards, Georgia (1983-84-85-86)	14	100	49	249	17.8
Val Whiting, Stanford (1990-91-92-93)	16	99	50	249	15.6

Best Single-Game Scoring Performances

Player, Team vs. Opponent, Year	Round	FG	FT	Pts.
Lorri Bauman, Drake vs. Maryland, 1982	RC	21	8	50
Sheryl Swoopes, Texas Tech vs. Ohio St., 1993	F	16	11	47
Barbara Kennedy, Clemson vs. Penn St., 1982	1st	20	3	43
Jackie Stiles, Southwest Mo. St. vs. Duke, 2001	RSF	15	10	41
Cindy Brown, Long Beach St. vs. Ohio St., 1987	RC	15	10	40
LaTaunya Pollard, Long Beach St. vs. Howard, 1982	1st	13	14	40
Tamika Whitmore, Memphis vs. Youngstown St., 1998	1st	17	6	40
Tara Mitchem, Southwest Mo. St. vs. Toledo, 2001	1st	13	12	40
Kerry Bascom, Connecticut vs. Toledo, 1991	2nd	13	8	39
Delmonica DeHorney, Arkansas vs. Stanford, 1990	RC	15	9	39
Portia Hill, Stephen F. Austin vs. Arkansas, 1990	RS	17	5	39
Sheri Sam, Vanderbilt vs. Harvard, 1996	1st	15	7	39
Alicia Thompson, Texas Tech vs. Grambling, 1998	1st	15	9	39
Chamique Holdsclaw, Tennessee vs. Boston College, 1999	2nd	15	9	39

[Key: 1st—first round; 2nd—second round; RS—regional semifinal; RC—regional championship; SF—national semifinal; F—national championship.]

Highest Tournament Rebounding Average

Year	Player, Team	G	Rb.	Avg.
1982	Paula McGee, Southern California	3	36	12.0
1983	Anne Donovan, Old Dominion	4	53	13.3
1984	Medina Dixon, Old Dominion	3	40	13.3
1985	Tracy Claxton, Old Dominion	5	72	14.4
1986	Wanda Ford, Drake	2	30	15.0
1987	Sue Wicks, Rutgers	3	39	13.0
1988	Franthea Price, Iowa	3	42	14.0
	Shanda Berry, Iowa	3	42	14.0
1989	Pauline Jordan, UNLV	3	43	14.3
1990	Venus Lacy, Louisiana Tech	4	48	12.0
1991	Daedra Charles, Tennessee	5	67	13.4
1992	Natalie Williams, UCLA	3	39	13.0
1993	Sheryl Swoopes, Texas Tech	5	48	9.6
1994	Charlotte Smith, North Carolina	5	69	13.8
1995	Wendy Palmer, Virginia	4	60	15.0
1996	La'Keshia Frett, Georgia	6	64	10.7
1997	Katryna Gaither, Notre Dame	5	61	12.2
1998	Nyree Roberts, Old Dominion	3	39	13.0
1999	Maylana Martin, UCLA	4	41	10.3
2000	Hamchetou Maiga, Old Dominion	3	37	12.3
2001	Caton Hill, Oklahoma	3	36	12.0
2002	Jennifer Leitner, Brigham Young	3	37	12.3
2003	Cheryl Ford, Louisiana Tech	3	42	14.0

All-Time Rebounding Leaders

Player, Team (Years Competed)	G	Rb.	Avg.
Chamique Holdsclaw, Tennessee (1996-97-98-99)	22	196	8.9
Cheryl Miller, Southern California (1983-84-85-86)	16	170	10.6
Sheila Frost, Tennessee (1986-87-88-89)	18	162	9.0
Val Whiting, Stanford (1990-91-92-93)	16	161	10.1
Venus Lacy, Louisiana Tech (1988-89-90)	13	148	11.4
Tamika Catchings, Tennessee (98-99-2000)	16	142	8.9
Bridgette Gordon, Tennessee (1986-87-88-89)	18	142	7.9
Kirsten Cummings, Long Beach St. (1982-83-84-85)	13	136	10.5
Swin Cash, Connecticut (1999-00-01-02)	20	133	6.7
Nora Lewis, Louisiana Tech (1987-88-89)	14	130	9.3
Pam McGee, Southern California (1982-83-84)	13	127	9.8
Tamika Williams, Connecticut (1999-2000-01)	20	127	6.4
Daedra Charles, Tennessee (1989-90-91)	13	125	9.6
Paula McGee, Southern California (1982-83-84)	13	125	9.6
Charlotte Smith, North Carolina (1992-93-94-95)	12	125	10.4

Best Single-Game Rebounding Performances

Player, Team vs. Opponent, Year	Round	Rb.
Charlotte Smith, North Carolina vs. Louisiana Tech, 1994	F	23
Cheryl Taylor, Tennessee Tech vs. Georgia, 1985	1st	23
Daedra Charles, Tennessee vs. Southwest Mo. St., 1991	2nd	22
Cherie Nelson, Southern California vs. Western Ky., 1987	2nd	21
Alison Lang, Oregon vs. Missouri, 1982	1st	20
Shelda Arceneaux, San Diego St. vs. Long Beach St., 1984	RS	20
Tracy Claxton, Old Dominion vs. Georgia, 1985	F	20
Brigitte Combs, Western Ky. vs. West Virginia, 1989	1st	20
Tandrea Green, Western Ky. vs. West Virginia, 1989	1st	20
Hamchetou Maiga, Old Dominion vs. Southern Methodist, 2000	2nd	20
Anne Donovan, Old Dominion vs. St. Peter's, 1982	1st	19
Sheila Foster, South Carolina vs. Kentucky, 1982	RC	19
Delisha Milton, Florida vs. Old Dominion, 1997	RC	19
Sheila Foster, South Carolina vs. East Caro., 1982	1st	19
Brantley Southers, South Carolina vs. East Caro., 1982	1st	19
Debra Walker, Cheyney vs. Monmouth, 1983	1st	19
Jackie Farmer, Clemson vs. Providence, 1991	2nd	19
Erin Scholz, Colorado vs. Southwest Mo. St., 1995	2nd	19

[Key: 1st—first round; 2nd—second round; RS—regional semifinal; RC—regional championship; SF—national semifinal; F—national championship.]

Most Outstanding Player Award

- 1982 Janice Lawrence, Louisiana Tech
 1983 Cheryl Miller, Southern California
 1984 Cheryl Miller, Southern California
 1985 Tracy Claxton, Old Dominion
 1986 Clarissa Davis, Texas
 1987 Tonya Edwards, Tennessee
 1988 Erica Westbrook, Louisiana Tech
 1989 Bridgette Gordon, Tennessee
 1990 Jennifer Azzi, Stanford
 1991 Dawn Staley, Virginia
 1992 Molly Goodenbour, Stanford
 1993 Sheryl Swoopes, Texas Tech
 1994 Charlotte Smith, North Carolina
 1995 Rebecca Lobo, Connecticut
 1996 Michelle Marciniak, Tennessee
 1997 Chamique Holdsclaw, Tennessee
 1998 Chamique Holdsclaw, Tennessee
 1999 Ukari Figgs, Purdue
 2000 Shea Ralph, Connecticut
 2001 Ruth Riley, Notre Dame
 2002 Swin Cash, Connecticut
 2003 Diana Taurasi, Connecticut

All-Tournament Teams

(First player listed on each team was the most outstanding player in the Final Four)

1982

Janice Lawrence, Louisiana Tech
 Pam Kelly, Louisiana Tech
 Valerie Walker, Cheyney
 Kim Mulkey, Louisiana Tech
 Yolanda Laney, Cheyney

1983

Cheryl Miller, Southern California
 Paula McGee, Southern California
 Janice Lawrence, Louisiana Tech
 Jennifer White, Louisiana Tech
 Anne Donovan, Old Dominion

1984

Cheryl Miller, Southern California
 Pam McGee, Southern California
 Paula McGee, Southern California
 Janice Lawrence, Louisiana Tech
 Mary Ostrowski, Tennessee

1985

Tracy Claxton, Old Dominion
 Medina Dixon, Old Dominion
 Teresa Edwards, Georgia
 Katrina McClain, Georgia
 Lillie Mason, Western Ky.

1986

Clarissa Davis, Texas
 Cheryl Miller, Southern California
 Cynthia Cooper, Southern California
 Fran Harris, Texas
 Clemette Haskins, Western Ky.

1987

Tonya Edwards, Tennessee
 Bridgette Gordon, Tennessee
 Teresa Weatherspoon, Louisiana Tech
 Clarissa Davis, Texas
 Cindy Brown, Long Beach St.

1988

Erica Westbrook, Louisiana Tech
 Teresa Weatherspoon, Louisiana Tech
 Diann McNeil, Auburn
 Ruthie Bolton, Auburn
 Penny Toler, Long Beach St.

1989

Bridgette Gordon, Tennessee

Sheila Frost, Tennessee
 Vickie Orr, Auburn
 Deanna Tate, Maryland
 Venus Lacy, Louisiana Tech

1990

Jennifer Azzi, Stanford
 Katy Sieding, Stanford
 Chantel Tremiere, Auburn
 Carolyn Jones, Auburn
 Venus Lacy, Louisiana Tech

1991

Dawn Staley, Virginia
 Tonya Cardoza, Virginia
 Daedra Charles, Tennessee
 Dena Head, Tennessee
 Sonja Henning, Stanford

1992

Molly Goodenbour, Stanford
 Rachel Hemmer, Stanford
 Val Whiting, Stanford
 Kim Pehlke, Western Ky.
 Dawn Staley, Virginia

1993

Sheryl Swoopes, Texas Tech
 Krista Kirkland, Texas Tech
 Nikki Keyton, Ohio St.
 Katie Smith, Ohio St.
 Heidi Gillingham, Vanderbilt

1994

Charlotte Smith, North Carolina
 Pam Thomas, Louisiana Tech
 Tonya Sampson, North Carolina
 Vickie Johnson, Louisiana Tech
 Betsy Harris, Alabama

1995

Rebecca Lobo, Connecticut
 Kara Wolters, Connecticut
 Jennifer Rizzotti, Connecticut
 Jamelle Elliott, Connecticut
 Nikki McCray, Tennessee

1996

Michelle Marciniak, Tennessee
 La'Keshia Frett, Georgia
 Chamique Holdsclaw, Tennessee
 Saudia Roundtree, Georgia
 Tiffani Johnson, Tennessee

1997

Chamique Holdsclaw, Tennessee
 Ticha Penicheiro, Old Dominion
 Clarisse Machanguana, Old Dominion
 Kellie Jolly, Tennessee
 Nyree Roberts, Old Dominion

1998

Chamique Holdsclaw, Tennessee
 Kellie Jolly, Tennessee
 Tamika Catchings, Tennessee
 Tamicha Jackson, Louisiana Tech
 Chasity Melvin, North Carolina St.

1999

Ukari Figgs, Purdue
 Stephanie White-McCarty, Purdue
 Katie Douglas, Purdue
 Michele Van Gorp, Duke
 Nicole Erickson, Duke

2000

Shea Ralph, Connecticut
 Sue Bird, Connecticut
 Svetlana Abrosimova, Connecticut
 Asjha Jones, Connecticut
 Tamika Catchings, Tennessee

2001

Ruth Riley, Notre Dame
 Niele Ivey, Notre Dame
 Katie Douglas, Purdue

Shalicia Hurns, Purdue
 Shereka Wright, Purdue

2002

Swin Cash, Connecticut
 Sue Bird, Connecticut
 Asjha Jones, Connecticut
 Stacey Dales, Oklahoma
 Rosalind Ross, Oklahoma

2003

Diana Taurasi, Connecticut
 Ann Strother, Connecticut
 Kara Lawson, Tennessee
 Gwen Jackson, Tennessee
 Alana Beard, Duke

Individual Records

POINTS, GAME

50—Lorri Bauman, Drake (78) vs. Maryland (89), 1982.

POINTS, SERIES

177—Sheryl Swoopes, Texas Tech, 1993 (30 vs. Washington, 33 vs. Southern California, 36 vs. Colorado, 31 vs. Vanderbilt, 47 vs. Ohio St.).

POINTS, CAREER

479—Chamique Holdsclaw, Tennessee (1996-97-98-99).

FIELD GOALS, GAME

21—Lorri Bauman, Drake (78) vs. Maryland (89), 1982.

FIELD GOALS, SERIES

64—Chamique Holdsclaw, Tennessee, 1998 (11 vs. Liberty, 15 vs. Western Ky., 11 vs. Rutgers, 8 vs. North Carolina, 8 vs. Arkansas, 11 vs. Louisiana Tech).

FIELD GOALS, CAREER

195—Chamique Holdsclaw, Tennessee (1996-97-98-99).

FIELD GOALS ATTEMPTED, GAME

35—Lorri Bauman, Drake (78) vs. Maryland (89), 1982.

FIELD GOALS ATTEMPTED, SERIES

131—Chamique Holdsclaw, Tennessee, 1998 (17 vs. Liberty, 27 vs. Western Ky., 20 vs. Rutgers, 26 vs. North Carolina, 16 vs. Arkansas, 25 vs. Louisiana Tech).

HIGHEST FIELD-GOAL PERCENTAGE, GAME (Minimum 10 Made)

100.0%—Terry Carmichael, St. Joseph's (63) vs. North Carolina St. (67), 1985 (11-11); Genia Miller, Cal St. Fullerton (84) vs. Louisiana Tech (80), 1991 (10-10).

HIGHEST FIELD-GOAL PERCENTAGE, SERIES (Minimum 40 Made)

71.2%—Pam McGee, Southern California, 1983 (42-59).

THREE-POINT FIELD GOALS, GAME

8—Julie Krommenhoek, Utah (61) vs. Louisville (69), 1998.

THREE-POINT FIELD GOALS, SERIES

20—Betsy Harris, Alabama, 1994 (4 vs. Oregon St., 6 vs. Iowa, 2 vs. Texas Tech, 4 vs. Penn St., 4 vs. Louisiana Tech); Diana Taurasi, Connecticut, 2003 (4 vs. Boston U., 5 vs. TCU, 2 vs. Boston College, 1 vs. Purdue, 4 vs. Texas, 4 vs. Tennessee).

THREE-POINT FIELD GOALS ATTEMPTED, GAME

18—Niesa Johnson, Alabama (121) vs. Duke (120) (4 of), 1995.

THREE-POINT FIELD GOALS ATTEMPTED, SERIES

44—Diana Taurasi, Connecticut, 2003 (7 vs. Boston U., 8 vs. TCU, 5 vs. Boston College, 4 vs. Purdue, 11 vs. Texas, 9 vs. Tennessee).

HIGHEST THREE-POINT FIELD-GOAL PERCENTAGE, GAME (Minimum Five Made)
 100%—Mary Cofield, Iowa St. (72) vs. Temple (57), 2002 (6-6).

HIGHEST THREE-POINT FIELD-GOAL PERCENTAGE, SERIES (Minimum 10 Made)
 73.3%—Amber Nicholas, Arkansas, 1990 (11-15).

FREE THROWS MADE, GAME
 17—Bridgette Gordon, Tennessee (94) vs. Long Beach St. (80), 1989;

FREE THROWS MADE, SERIES
 57—Sheryl Swoopes, Texas Tech, 1993 (14 vs. Washington, 9 vs. Southern California, 15 vs. Colorado, 8 vs. Vanderbilt, 11 vs. Ohio St.).

FREE THROWS MADE, CAREER
 91—Cheryl Miller, Southern California (1983-84-85-86).

FREE THROWS ATTEMPTED, GAME
 21—Allison Feaster, Harvard (71) vs. Stanford (67), 1998.

FREE THROWS ATTEMPTED, SERIES
 61—Sheryl Swoopes, Texas Tech, 1993 (15 vs. Washington, 10 vs. Southern California, 16 vs. Colorado, 9 vs. Vanderbilt, 11 vs. Ohio St.).

HIGHEST FREE-THROW PERCENTAGE, GAME (Minimum 16 Made)
 100.0%—Lorri Bauman, Drake (90) vs. Ohio St. (79), 1982 (16-16).

HIGHEST FREE-THROW PERCENTAGE, SERIES (Minimum 20 Made)
 100.0%—Sue Bird, Connecticut, 2002 (20-20).

REBOUNDS, GAME
 23—Charlotte Smith, North Carolina (60) vs. Louisiana Tech (59), 1994; Cheryl Taylor, Tennessee Tech (74) vs. Georgia (91), 1985.

REBOUNDS, SERIES
 72—Tracy Claxton, Old Dominion, 1985 (13 vs. Syracuse, 11 vs. North Carolina St., 11 vs. Ohio St., 17 vs. La.-Monroe, 20 vs. Georgia).

REBOUNDS, CAREER
 197—Chamique Holdsclaw, Tennessee (1996-97-98-99).

ASSISTS, GAME (Since 1985)
 17—Suzie McConnell, Penn St. (98) vs. North Carolina (79), 1985; McConnell, Penn St. (72) vs.

Rutgers (85), 1986; Melinda Schmucker, Texas Tech (87) vs. Grambling (75), 1998.

ASSISTS, SERIES (Since 1985)
 47—LaQuan Stallworth, Louisiana Tech, 1998 (8 vs. Holy Cross, 4 vs. Clemson, 6 vs. Alabama, 11 vs. Purdue, 9 vs. North Carolina St., 9 vs. Tennessee).

STEALS, GAME (Since 1988)
 14—Ticha Penicheiro, Old Dominion (92) vs. St. Francis (Pa.) (39), 1998.

BLOCKED SHOTS, GAME (Since 1988)
 11—Pauline Jordan, UNLV (84) vs. Colorado (74), 1989.

Team Records

(Three-game minimum for series records and percentages)

POINTS, GAME
 121—Alabama vs. Duke (120) (4 ot), 1995.

POINTS, SERIES
 547—Connecticut, 2000 (116 vs. Hampton, 83 vs. Clemson, 102 vs. Oklahoma, 86 vs. LSU, 89 vs. Penn St., 71 vs. Tennessee).

FIELD GOALS, GAME
 50—Georgia (112) vs. Louisville (69), 1984.

FIELD GOALS, SERIES
 203—Connecticut, 2000 (44 vs. Hampton, 27 vs. Clemson, 40 vs. Oklahoma, 29 vs. LSU, 32 vs. Penn St., 31 vs. Tennessee).

FIELD GOALS ATTEMPTED, GAME
 114—Alabama (121) vs. Duke (120) (4 ot), 1995.

HIGHEST FIELD-GOAL PERCENTAGE, GAME
 75.0%—Texas (108) vs. Missouri (67), 1986 (42-56).

THREE-POINT FIELD GOALS, GAME
 16—Harvard (83) vs. Vanderbilt (100), 1996.

THREE-POINT FIELD GOALS, SERIES
 44—Xavier, 2001 (14 vs. Louisville, 12 vs. Clemson, 6 vs. Tennessee, 12 vs. Purdue).

THREE-POINT FIELD GOALS ATTEMPTED, GAME
 52—Alabama (121) vs. Duke (120) (4 ot), 1995.

THREE-POINT FIELD GOALS ATTEMPTED, SERIES
 113—Oklahoma, 2002 (16 vs. Hartford, 13 vs. Villanova, 17 vs. Texas Tech, 21 vs. Colorado, 26 vs. Duke, 20 vs. Connecticut).

HIGHEST THREE-POINT FIELD-GOAL PERCENTAGE, GAME (Minimum Five Made)
 100.0%—South Carolina (76) vs. Northwestern (67), 1990 (5-5).

HIGHEST THREE-POINT FIELD-GOAL PERCENTAGE, SERIES (Minimum 15 Made)
 66.7%—Stanford, 1989 (22-33).

FREE THROWS MADE, GAME
 39—Purdue (88) vs. Washington (71), 1998.

FREE THROWS MADE, SERIES
 128—Tennessee, 2003 (33 vs. Alabama St., 26 vs. Virginia, 15 vs. Penn St., 14 vs. Villanova, 21 vs. Duke, 19 vs. Connecticut).

FREE THROWS ATTEMPTED, GAME
 48—Tennessee (94) vs. Long Beach St. (80), 1989; Western Ky. (85) vs. Oregon (78), 1995; Colorado St. (86) vs. Southwest Mo. St. (70), 1999; Alabama (80) vs. Grambling (68), 1999.

HIGHEST FREE-THROW PERCENTAGE, GAME (Minimum 15 Made)
 100.0%—Rhode Island (82) vs. Oklahoma St. (90), 1996 (15-15).

HIGHEST FREE-THROW PERCENTAGE, SERIES (Minimum 75 Made)
 81.2%—Texas Tech, 1993 (108-133).

REBOUNDS, GAME
 67—Duke (120) vs. Alabama (121) (4 ot), 1995.

REBOUNDS, SERIES
 284—Connecticut, 1995 (56 vs. Maine, 40 vs. Virginia Tech, 54 vs. Alabama, 41 vs. Virginia, 50 vs. Stanford, 43 vs. Tennessee).

ASSISTS, GAME (Since 1985)
 37—Stanford (114) vs. Arkansas (87), 1990.

STEALS, GAME
 25—Maryland (89) vs. Stephen F. Austin (54), 1989; Old Dominion (74) vs. Tennessee Tech (48), 1999.

BLOCKED SHOTS, GAME (Since 1988)
 15—UNLV (84) vs. Colorado (74), 1989.

Won-Lost Records in Tournament Play

(Note: No third-place game is played. The losing semifinalists share third place.)

Team (Years Participated)	Yrs.	Won	Lost	Pct.	1st	2nd	3rd
Alabama (1984-88-92-93-94-95-96-97-98-99)	10	16	10	.615	0	0	1
Alabama St. (2003)	1	0	1	.000	0	0	0
UAB (1994-2000)	2	2	2	.500	0	0	0
Alcorn St. (2000-01)	2	0	2	.000	0	0	0
Appalachian St. (1990-91-96-99)	4	0	4	.000	0	0	0
Arizona (1997-98-99-2000-2003)	5	5	5	.500	0	0	0
Arizona St. (1982-83-92-2001-02)	5	3	5	.375	0	0	0
Arkansas (1986-89-90-91-95-98-2001-02-03)	9	12	9	.571	0	0	1
Auburn (1982-83-85-86-87-88-89-90-91-93-94-96-97-99-2000)	15	27	15	.643	0	3	0
Austin Peay (1996-2001-02-03)	4	0	4	.000	0	0	0
Baylor (2001-02)	2	1	2	.333	0	0	0
Boise St. (1994)	1	0	1	.000	0	0	0
Boston College (1999-2000-02-03)	4	4	4	.500	0	0	0
Boston U. (2003)	1	0	1	.000	0	0	0
Bowling Green (1987-88-89-90-93-94)	6	1	6	.143	0	0	0
Brigham Young (1984-85-93-2000-02-03)	6	2	6	.250	0	0	0
Brown (1994)	1	0	1	.000	0	0	0
Bucknell (2002)	1	0	1	.000	0	0	0
Butler (1996)	1	0	1	.000	0	0	0
California (1990-92-93)	3	1	3	.250	0	0	0
UC Irvine (1995)	1	0	1	.000	0	0	0
UC Santa Barb. (1992-93-97-98-99-2000-01-02-03)	9	5	9	.357	0	0	0
Cal St. Fullerton (1989-91)	2	1	2	.333	0	0	0
Cal St. Northridge (1999)	1	0	1	.000	0	0	0
Campbell (2000)	1	0	1	.000	0	0	0
UCF (1996-99)	2	0	2	.000	0	0	0
Central Mich. (1983-84)	2	0	2	.000	0	0	0
Charlotte (2003)	1	0	1	.000	0	0	0

Team (Years Participated)	Yrs.	Won	Lost	Pct.	1st	2nd	3rd
Chattanooga (1989-92-2001-02-03)	5	0	5	.000	0	0	0
Cheyney (1982-83-84)	3	8	3	.727	0	1	1
Cincinnati (1989-99-2002-03)	4	1	4	.200	0	0	0
Clemson (1982-88-89-90-91-92-93-94-96-97-98-99-2000-01-02)	15	14	15	.483	0	0	0
Colorado (1988-89-92-93-94-95-96-97-2001-02-03)	11	18	11	.621	0	0	0
Colorado St. (1996-98-99-2001-02)	5	5	5	.500	0	0	0
Connecticut (1989-90-91-92-93-94-95-96-97-98-99-2000-01-02-03)	15	47	11	.810	4	0	3
Creighton (1992-94-2000-02)	3	2	3	.400	0	0	0
Dartmouth (1983-95-99-2000)	4	0	4	.000	0	0	0
Denver (2001)	1	0	1	.000	0	0	0
Delaware (2001)	1	0	1	.000	0	0	0
DePaul (1990-91-92-93-95-96-97-2003)	8	3	8	.273	0	0	0
Detroit (1997)	1	0	1	.000	0	0	0
Drake (1982-84-86-95-97-98-2000-01-02)	9	6	9	.400	0	0	0
Duke (1987-95-96-97-98-99-2000-01-02-03)	10	24	10	.706	0	1	2
East Caro. (1982)	1	0	1	.000	0	0	0
Eastern Ky. (1997)	1	0	1	.000	0	0	0
Eastern Ill. (1988)	1	0	1	.000	0	0	0
Eastern Wash. (1987)	1	0	1	.000	0	0	0
Evansville (1999)	1	0	1	.000	0	0	0
Fairfield (1988-91-98-2001)	4	0	4	.000	0	0	0
Florida (1993-94-95-96-97-98-99-2001-02)	9	8	9	.471	0	0	0
Florida A&M (1995-99)	2	0	2	.000	0	0	0
Florida Int'l (1994-95-97-98-99-2002)	6	3	6	.333	0	0	0
Florida St. (1983-90-91-2001)	4	2	4	.333	0	0	0
Fordham (1994)	1	0	1	.000	0	0	0
Furman (1995-2000)	2	0	2	.000	0	0	0
George Washington (1991-92-94-95-96-97-98-2000-01-03)	10	12	10	.546	0	0	0
Georgetown (1993)	1	2	1	.667	0	0	0
Georgia (1982-83-84-85-86-87-88-89-90-91-93-95-96-97-98-99-2000-01-02-03)	20	38	20	.655	0	2	3
Ga. Southern (1993-94)	2	0	2	.000	0	0	0
Georgia St. (2001-02-03)	3	0	3	.000	0	0	0
Georgia Tech (1993-2003)	2	0	2	.000	0	0	0
Grambling (1994-96-97-98-99)	5	0	5	.000	0	0	0
Hampton (2000-03)	2	0	2	.000	0	0	0
Hartford (2002)	1	0	1	.000	0	0	0
Harvard (1996-97-98-2002-03)	5	1	5	.167	0	0	0
Hawaii (1989-90-94-96-98)	5	1	5	.167	0	0	0
Holy Cross (1985-89-91-95-96-98-99-2000-01-03)	10	1	10	.090	0	0	0
Houston (1988-92)	2	0	2	.000	0	0	0
Howard (1982-96-97-98-2001)	5	0	5	.000	0	0	0
Idaho (1985)	1	0	1	.000	0	0	0
Idaho St. (2001)	1	0	1	.000	0	0	0
Illinois (1982-86-87-97-98-99-2000-03)	8	8	8	.500	0	0	0
Illinois St. (1983-85-89)	3	1	3	.250	0	0	0
Indiana (1983-94-95-2002)	4	1	4	.200	0	0	0
Iowa (1986-87-88-89-90-91-92-93-94-96-97-98-2001-02)	14	16	14	.533	0	0	1
Iowa St. (1997-98-99-2000-01-02)	6	9	6	.600	0	0	0
Jackson St. (1982-83-95)	3	0	3	.000	0	0	0
James Madison (1986-87-88-89-91-96)	6	7	6	.538	0	0	0
Kansas (1987-88-92-93-94-95-96-97-98-99-2000)	11	9	11	.450	0	0	0
Kansas St. (1982-83-84-87-97-2002-03)	7	6	7	.462	0	0	0
Kent St. (1982-96-98-2000-02)	5	1	5	.167	0	0	0
Kentucky (1982-83-86-91-99)	5	3	5	.375	0	0	0
La Salle (1983-86-88-89)	4	1	4	.200	0	0	0
Lamar (1991)	1	3	1	.750	0	0	0
Lehigh (1997-2003)	2	0	2	.000	0	0	0
Liberty (1997-98-99-2000-01-02)	6	0	6	.000	0	0	0
Long Beach St. (1982-83-84-85-86-87-88-89-90-91-92)	11	18	11	.621	0	0	2
Long Island (2001)	1	0	1	.000	0	0	0
La. Monroe (1983-84-85-87)	4	5	4	.556	0	0	1
LSU (1984-86-87-88-89-90-91-97-99-2000-01-02-03)	13	16	13	.552	0	0	0
Louisiana Tech (1982-83-84-85-86-87-88-89-90-91-92-93-94-95-96-97-98-99-2000-01-02-03)	22	63	20	.759	2	4	4
Louisville (1983-84-93-95-97-98-99-2001)	8	3	8	.273	0	0	0
Loyola (Md.) (1994-95)	2	0	2	.000	0	0	0
Maine (1995-96-97-98-99-2000)	6	1	6	.143	0	0	0
Manhattan (1987-90-96-2003)	4	0	4	.000	0	0	0
Marshall (1997)	1	0	1	.000	0	0	0
Marquette (1994-95-97-98-99-2000)	6	1	6	.143	0	0	0
Maryland (1982-83-84-86-88-89-90-91-92-93-97-2001)	12	12	12	.500	0	0	2
Massachusetts (1996-98)	2	0	2	.000	0	0	0
Memphis (1982-85-87-95-96-97-98)*	7	2	7	.222	0	0	0
Miami (Fla.) (1989-92-93-98-2003)	5	2	5	.286	0	0	0
Michigan (1990-98-2000-01)	4	2	4	.333	0	0	0
Michigan St. (1991-96-97-2003)	4	2	4	.333	0	0	0
Middle Tenn. (1983-84-85-86-88-96-98)	7	2	7	.222	0	0	0
Minnesota (1994-2002-03)	3	4	3	.571	0	0	0
Mississippi (1982-83-84-85-86-87-88-89-90-91-92-94-95-96)	14	15	14	.517	0	0	0
Mississippi St. (1999-2000-02-03)	4	3	4	.429	0	0	0
Missouri (1982-83-84-85-86-94-2001)	7	4	7	.364	0	0	0
Monmouth (1983)	1	1	1	.500	0	0	0
Montana (1983-84-86-88-89-90-91-92-94-95-96-97-98-2000)	14	6	14	.300	0	0	0
Montana St. (1993)	1	0	1	.000	0	0	0
Mt. St. Mary's (1994-95)	2	0	2	.000	0	0	0

Team (Years Participated)	Yrs.	Won	Lost	Pct.	1st	2nd	3rd
Nebraska (1988-93-96-98-2000)	5	2	5	.286	0	0	0
UNLV (1984-85-86-89-90-91-94-2002)	8	3	8	.273	0	0	0
New Mexico (1998-2002-03)	3	2	3	.400	0	0	0
New Mexico St. (1987-88)	2	0	2	.000	0	0	0
New Orleans (1987)	1	0	1	.000	0	0	0
Norfolk St. (2002)	1	0	1	.000	0	0	0
North Carolina (1983-84-85-86-87-92-93-94-95-97-98-99-2000-02-03)	15	24	14	.632	1	0	0
UNC Greensboro (1998)	1	0	1	.000	0	0	0
N.C. A&T (1994)	1	0	1	.000	0	0	0
North Carolina St. (1982-83-84-85-86-87-89-90-91-95-96-97-98-99-2000-01)	16	17	16	.515	0	0	1
North Texas (1986)	1	0	1	.000	0	0	0
Northeastern (1999)	1	0	1	.000	0	0	0
Northern Ill. (1990-92-93-94-95)	5	2	5	.286	0	0	0
Northwestern (1982-87-90-91-93-97)	6	3	6	.333	0	0	0
Northwestern St. (1989)	1	0	1	.000	0	0	0
Notre Dame (1992-94-96-97-98-99-2000-01-02-03)	10	19	9	.679	1	0	1
Oakland (2002)	1	0	1	.000	0	0	0
Ohio (1986-95)	2	0	2	.000	0	0	0
Ohio St. (1982-84-85-86-87-88-89-90-93-96-99-2003)	12	14	12	.539	0	1	0
Oklahoma (1986-95-2000-01-02-03)	6	11	6	.647	0	1	0
Oklahoma St. (1989-90-91-93-94-95-96)	7	4	7	.364	0	0	0
Old Dominion (1982-83-84-85-87-88-89-90-92-93-94-95-96-97-98-99-2000-01-02-03)	20	32	19	.628	1	1	1
Oral Roberts (1999-2001)	2	0	2	.000	0	0	0
Oregon (1982-84-87-94-95-96-97-98-99-2000-01)	11	4	11	.267	0	0	0
Oregon St. (1983-84-94-95-96)	5	2	5	.286	0	0	0
Pennsylvania (2001)	1	0	1	.000	0	0	0
Penn St. (1982-83-84-85-86-87-88-90-91-92-93-94-95-96-99-2000-01-02-03)	19	23	19	.548	0	0	1
Pepperdine (2000-02-03)	3	0	3	.000	0	0	0
Portland (1994-95-96-97)	4	0	4	.000	0	0	0
Providence (1986-89-90-91-92)	5	2	5	.286	0	0	0
Purdue (1989-90-91-92-94-95-96-97-98-99-2000-01-02-03)	14	30	13	.698	1	1	1
Radford (1994-95-96)	3	0	3	.000	0	0	0
Rhode Island (1996)	1	0	1	.000	0	0	0
Rice (2000)	1	1	1	.500	0	0	0
Richmond (1990-91)	2	0	2	.000	0	0	0
Rutgers (1986-87-88-89-90-91-92-93-94-98-99-2000-01-03)	14	19	14	.576	0	0	1
St. Francis (Pa.) (1996-97-98-99-2000-02-03)	7	0	7	.000	0	0	0
St. John's (N.Y.) (1983-84-88)	3	1	3	.250	0	0	0
St. Joseph's (1985-86-87-88-89-90-94-95-97-99-2000)	11	6	11	.353	0	0	0
St. Mary's (Cal.) (1999-2001)	2	1	2	.333	0	0	0
St. Peter's (1982-92-93-97-99-2000-02)	7	0	7	.000	0	0	0
San Diego (1993-2000)	2	0	2	.000	0	0	0
San Diego St. (1984-85-93-94-95-97)	6	3	6	.333	0	0	0
San Francisco (1995-96-97)	3	2	3	.400	0	0	0
Santa Clara (1992-94-98-99-2002)	5	1	5	.167	0	0	0
Seton Hall (1994-95)	2	3	2	.600	0	0	0
Siena (2001)	1	0	1	.000	0	0	0
South Ala. (1987)	1	0	1	.000	0	0	0
South Carolina (1982-86-88-89-90-91-2002-03)	8	8	8	.500	0	0	0
South Carolina St. (1983)	1	1	1	.500	0	0	0
Southern U. (2002)	1	0	1	.000	0	0	0
Southern California (1982-83-84-85-86-87-88-91-92-93-94-95-97)	13	27	11	.711	2	1	0
Southern Ill. (1986-87-90-92)	4	2	4	.333	0	0	0
Southern Methodist (1994-95-96-98-99-2000)	6	3	6	.333	0	0	0
Southern Miss. (1985-87-89-90-92-94-95-96)	8	4	8	.333	0	0	0
Southwest Mo. St. (1991-92-93-94-95-96-98-99-2000-01-03)	11	14	11	.560	0	0	2
Stanford (1982-88-89-90-91-92-93-94-95-96-97-98-99-2000-01-02-03)	17	37	15	.712	2	0	4
Stephen F. Austin (1982-83-88-89-90-91-92-93-94-95-96-97-98-99-2000-01-02)	17	10	17	.370	0	0	0
Syracuse (1985-88-2002)	3	0	3	.000	0	0	0
Temple (1989-2002)	2	1	2	.333	0	0	0
Tennessee (1982-83-84-85-86-87-88-89-90-91-92-93-94-95-96-97-98-99-2000-01-02-03)	22	80	16	.833	6	4	4
Tennessee St. (1994-95)	2	0	2	.000	0	0	0
Tennessee Tech (1982-85-87-89-90-91-92-93-99-2000)	10	3	10	.231	0	0	0
Texas (1983-84-85-86-87-88-89-90-91-92-93-94-96-97-99-2000-01-02-03)	19	28	18	.609	1	0	2
Texas A&M (1994-96)	2	2	2	.500	0	0	0
TCU (2001-02-03)	3	3	3	.500	0	0	0
Texas St. (1997-2003)	2	0	2	.000	0	0	0
Texas Tech (1984-86-90-91-92-93-94-95-96-97-98-99-2000-01-02)	16	27	15	.643	1	0	0
Toledo (1991-92-95-96-97-99-2001)	7	3	7	.300	0	0	0
Troy St. (1997)	1	0	1	.000	0	0	0
Tulane (1995-96-97-98-99-2000-01-02-03)	9	3	9	.250	0	0	0
UCLA (1983-85-90-92-98-99-2000)	7	7	7	.500	0	0	0
Utah (1983-86-89-90-91-95-96-97-98-2000-01-03)	12	4	12	.250	0	0	0
Vanderbilt (1986-87-89-90-91-92-93-94-95-96-97-98-2000-01-02-03)	16	26	16	.619	0	0	1
Valparaiso (2003)	1	0	1	.000	0	0	0
Vermont (1992-93-94-2000)	4	0	4	.000	0	0	0
Villanova (1986-87-88-89-2001-02-03)	7	6	7	.462	0	0	0
Virginia (1984-85-86-87-88-89-90-91-92-93-94-95-96-97-98-99-2000-01-02-03)	20	30	20	.600	0	1	2
Virginia Tech (1994-95-98-99-2001-03)	6	5	6	.455	0	0	0
Wake Forest (1988)	1	1	1	.500	0	0	0
Washington (1985-86-87-88-89-90-91-93-94-95-97-98-2001)	13	14	13	.519	0	0	0
Washington St. (1991)	1	0	1	.000	0	0	0
Weber St. (2002-03)	2	0	2	.000	0	0	0

Team (Years Participated)

West Virginia (1989-92)	2	2	2	.500	0	0	0
Western Ill. (1995)	1	0	1	.000	0	0	0
Western Ky. (1985-86-87-88-89-90-91-92-93-94-95-97-98-2000-03)	15	17	15	.531	0	1	2
Western Mich. (1985-2003)	2	0	2	.000	0	0	0
Wisconsin (1992-95-96-98-2001-02)	6	2	6	.250	0	0	0
Wis.-Green Bay (1994-98-99-2000-02-03)	6	1	6	.143	0	0	0
Wis.-Milwaukee (2001)	1	0	1	.000	0	0	0
Xavier (1993-99-2000-01-03)	5	4	5	.445	0	0	0
Youngstown St. (1996-98-2000)	3	1	3	.250	0	0	0

*Participation in the tournament vacated: Memphis 1985.

Yrs.	Won	Lost	Pct.	1st	2nd	3rd
2	2	2	.500	0	0	0
1	0	1	.000	0	0	0
15	17	15	.531	0	1	2
2	0	2	.000	0	0	0
6	2	6	.250	0	0	0
6	1	6	.143	0	0	0
1	0	1	.000	0	0	0
5	4	5	.445	0	0	0
3	1	3	.250	0	0	0

All-Time Results

1982 First Round: Southern California 99, Kent St. 55; Penn St. 96, Clemson 75; Tennessee 72, Jackson St. 56; Memphis 72, Mississippi 70; Louisiana Tech 114, Tennessee Tech 53; Arizona St. 97, Georgia 77; Kentucky 88, Illinois 80; South Carolina 79, East Carolina 54; Old Dominion 75, St. Peter's 42; Kansas St. 78, Stephen F. Austin 75; Cheyney 75, Auburn 64; North Carolina St. 75, Northwestern 71; Long Beach St. 95, Howard 57; Drake 90, Ohio St. 79; Maryland 82, Stanford 48; Missouri 59, Oregon 53. **Regional Semifinals:** Southern California 73, Penn St. 70; Tennessee 78, Memphis 63; Louisiana Tech 92, Arizona St. 54; Kentucky 73, South Carolina 69; Kansas St. 76, Old Dominion 67; Cheyney 74, North Carolina St. 68; Drake 91, Long Beach St. 78; Maryland 80, Missouri 68. **Regional Championships:** Tennessee 91, Southern California 90; Louisiana Tech 82, Kentucky 60; Cheyney 93, Kansas St. 71; Maryland 89, Drake 78. **Semifinals:** Louisiana Tech 69, Tennessee 46; Cheyney 76, Maryland 66. **Championship:** Louisiana Tech 76, Cheyney 62.

1983 Opening Round: Monmouth 77, Dartmouth 58; South Carolina St. 85, La Salle 67; Middle Tenn. 64, Jackson St. 61; La.-Monroe 72, Montana 53. **First Round:** Mississippi 86, Florida St. 76; Georgia 72, North Carolina 70; Indiana 87, Kentucky 76; Tennessee 86, South Carolina St. 51; Southern California 99, La.-Monroe 85; Long Beach St. 88, Stephen F. Austin 61; Oregon St. 75, UCLA 62; Arizona St. 78, Utah 64; Louisiana Tech 91, Middle Tenn. 59; Kansas St. 91, Illinois St. 72; Texas 84, Louisville 55; Auburn 89, Missouri 76; Cheyney 107, Monmouth 35; Maryland 94, Central Mich. 71; Penn St. 94, North Carolina St. 80; Old Dominion 86, St. John's (N.Y.) 63. **Regional Semifinals:** Tennessee 90, Mississippi 83; Georgia 86, Indiana 70; Southern California 96, Arizona St. 59; Long Beach St. 92, Oregon St. 72; Texas 73, Kansas St. 70; Louisiana Tech 81, Auburn 54; Penn St. 73, Cheyney 72; Old Dominion 74, Maryland 57. **Regional Championships:** Georgia 67, Tennessee 63; Southern California 81, Long Beach St. 74; Louisiana Tech 72, Texas 58; Old Dominion 74, Penn St. 60. **Semifinals:** Southern California 81, Georgia 57; Louisiana Tech 71, Old Dominion 55. **Championship:** Southern California 69, Louisiana Tech 67.

1984 First Round: Georgia 112, Louisville 69; Mississippi 77, Ohio St. 55; Tennessee 70, Middle Tenn. 52; Alabama 78, Central Mich. 70; Old Dominion 87, Penn St. 65; North Carolina St. 86, Virginia 73; Cheyney 92, Maryland 64; North Carolina 81, St. John's (N.Y.) 79 (ot); Southern California 97, Brigham Young 72; Montana 56, Oregon St. 47; San Diego St. 70, Oregon 63; Long Beach St. 78, UNLV 58; Louisiana Tech 94, Texas Tech 68; LSU 92, Missouri 82; La.-Monroe 78, Kansas St. 73; Texas 96, Drake 60. **Regional Semifinals:** Georgia 73, Mississippi 63; Tennessee 65, Alabama 58; Old Dominion 73, North Carolina St. 71 (ot); Cheyney 73, North Carolina 72; Southern California 76, Montana 51; Long Beach St. 91, San Diego St. 73 (ot); Louisiana Tech 91, LSU 67; Texas 99, La.-Monroe 91. **Regional Championships:** Tennessee 73, Georgia 61; Cheyney 80, Old Dominion 71; Southern California 90, Long Beach St. 74; Louisiana Tech 85, Texas 60. **Semifinals:** Tennessee 82, Cheyney 73; Southern California 62, Louisiana Tech 57. **Championship:** Southern California 72, Tennessee 61.

1985 First Round: North Carolina St. 67, St. Joseph's 63; Old Dominion 88, Syracuse 63; Penn St. 98, North Carolina 79; Ohio St. 102, Holy Cross 60; Texas 84, Western Mich. 62; Tennessee 65, Virginia 55; Mississippi 81, Southern Miss. 68; Western Ky. 90, Middle Tenn. 83; La.-Monroe 85, Missouri 84; Louisiana Tech 81, Illinois St. 57; San Diego St. 70, UNLV 68;

Auburn 82, *Memphis 64; UCLA 78, Washington 62; Southern California 74, Idaho 51; Long Beach St. 112, Brigham Young 85; Georgia 91, Tennessee Tech 74. **Regional Semifinals:** Ohio St. 81, Penn St. 78; Old Dominion 77, North Carolina St. 67; Mississippi 63, Tennessee 60; Western Ky. 92, Texas 90; La.-Monroe 76, Auburn 71; Louisiana Tech 94, San Diego St. 64; Georgia 78, UCLA 42; Long Beach St. 75, Southern California 72. **Regional Championships:** Old Dominion 72, Ohio St. 68; Western Ky. 72, Mississippi 68; La.-Monroe 85, Louisiana Tech 76; Georgia 97, Long Beach St. 82. **Semifinals:** Old Dominion 57, La.-Monroe 47; Georgia 91, Western Ky. 78. **Championship:** Old Dominion 70, Georgia 65.

*Memphis' participation in 1985 tournament vacated.

1986 First Round: Missouri 66, Arkansas 65; Drake 73, Kentucky 70; James Madison 55, Providence 53; Villanova 60, La Salle 55; Montana 58, Utah 46; Washington 69, North Texas 54; Illinois 69, Ohio 68; Middle Tenn. 78, South Carolina 77. **Second Round:** Texas 108, Missouri 67; Oklahoma 86, Vanderbilt 67; Auburn 61, Southern Ill. 39; Mississippi 84, Drake 71; James Madison 71, Virginia 62; Western Ky. 74, St. Joseph's 65; Penn St. 63, North Carolina St. 59; Rutgers 85, Villanova 58; Southern California 81, Montana 50; North Carolina 82, UNLV 76; Long Beach St. 78, Texas Tech 73 (ot); Louisiana Tech 79, Washington 54; Georgia 103, Illinois 64; Tennessee 73, Iowa 68; Ohio St. 87, Maryland 71; LSU 78, Middle Tenn. 65. **Regional Semifinals:** Texas 85, Oklahoma 59; Mississippi 56, Auburn 55 (ot); Western Ky. 72, James Madison 51; Rutgers 85, Penn St. 72; Southern California 84, North Carolina 70; Louisiana Tech 71, Long Beach St. 69; Tennessee 85, Georgia 82; LSU 81, Ohio St. 80. **Regional Championships:** Texas 66, Mississippi 63; Western Ky. 89, Rutgers 74; Southern California 80, Louisiana Tech 64; Tennessee 67, LSU 65. **Semifinals:** Texas 90, Western Ky. 65; Southern California 83, Tennessee 59. **Championship:** Texas 97, Southern California 81.

1987 First Round: St. Joseph's 67, South Ala. 56; Duke 70, Manhattan 55; Northwestern 62, Kansas St. 61 (ot); Kansas 78, La.-Monroe 72; Washington 86, New Mexico St. 73; Oregon 75, Eastern Wash. 56; Illinois 80, Bowling Green 64; Tennessee Tech 78, Southern Miss. 66. **Second Round:** Texas 86, St. Joseph's 56; James Madison 68, Vanderbilt 60; North Carolina St. 68, Villanova 67; Rutgers 78, Duke 64; Louisiana Tech 82, Northwestern 60; Southern Ill. 70, LSU 56; Iowa 68, New Orleans 46; Georgia 82, Kansas 51; Long Beach St. 72, Washington 57; Mississippi 80, Penn St. 75; Southern California 81, Western Ky. 69; Ohio St. 76, Oregon 62; Auburn 92, Illinois 58; Old Dominion 76, North Carolina 58; Virginia 76, Memphis 75; Tennessee 95, Tennessee Tech 59. **Regional Semifinals:** Texas 91, James Madison 57; Rutgers 75, North Carolina St. 60; Louisiana Tech 66, Southern Ill. 53; Iowa 62, Georgia 60; Long Beach St. 94, Mississippi 55; Ohio St. 74, Southern California 63; Auburn 77, Old Dominion 61; Tennessee 66, Virginia 58. **Regional Championships:** Texas 85, Rutgers 77; Louisiana Tech 66, Iowa 65; Long Beach St. 102, Ohio St. 82; Tennessee 77, Auburn 61. **Semifinals:** Louisiana Tech 79, Texas 75; Tennessee 74, Long Beach St. 64. **Championship:** Tennessee 67, Louisiana Tech 44.

1988 First Round: Stephen F. Austin 84, LSU 62; Colorado 78, Eastern Ill. 72; Penn St. 86, La Salle 85; St. Joseph's 68, Bowling Green 66; Wake Forest 53, Villanova 51; St. John's (N.Y.) 83, Fairfield 70; South Carolina 77, Alabama 63; Kansas 81, Middle Tenn. 75. **Second Round:** Iowa 83, Stephen F. Austin 65; Southern California 100, Nebraska 82; Washington 99, New Mexico St. 74; Long Beach St. 103, Colorado 64; Auburn 94, Penn St. 66; Georgia 84, Western Ky. 66; Ohio St. 116, Syracuse 75; Maryland 78, St. Joseph's 67; Tennessee 94, Wake

Forest 66; James Madison 70, Clemson 63; Rutgers 88, Old Dominion 78; Virginia 85, St. John's (N.Y.) 64; Texas 77, South Carolina 58; Stanford 74, Montana 72 (ot); Mississippi 74, Houston 68; Louisiana Tech 89, Kansas 50. **Regional Semifinals:** Iowa 79, Southern California 67; Long Beach St. 104, Washington 78; Auburn 68, Georgia 65; Maryland 81, Ohio St. 66; Tennessee 72, James Madison 52; Virginia 89, Rutgers 75; Texas 79, Stanford 58; Louisiana Tech 80, Mississippi 60. **Regional Championships:** Long Beach St. 98, Iowa 78; Auburn 103, Maryland 74; Tennessee 84, Virginia 76; Louisiana Tech 83, Texas 80 (ot). **Semifinals:** Louisiana Tech 68, Tennessee 59; Auburn 68, Long Beach St. 55. **Championship:** Louisiana Tech 56, Auburn 54.

1989 First Round: Temple 90, Holy Cross 80; Georgia 90, Chattanooga 69; Old Dominion 66, Villanova 41; Rutgers 95, Southern Miss. 73; Oklahoma St. 93, Miami (Fla.) 69; Purdue 91, Arkansas 63; Tennessee Tech 77, South Carolina 73; Illinois St. 100, Northwestern St. 79; La Salle 72, Connecticut 63; West Virginia 66, Western Ky. 57; James Madison 94, Providence 74; St. Joseph's 82, Vanderbilt 68; Bowling Green 69, Cincinnati 59; Washington 87, Hawaii 79; UNLV 67, Utah 53; Montana 82, Cal St. Fullerton 67. **Second Round:** Auburn 88, Temple 54; Clemson 78, Georgia 65; Mississippi 74, Old Dominion 58; North Carolina St. 75, Rutgers 73; Louisiana Tech 103, Oklahoma St. 78; LSU 54, Purdue 53; Iowa 77, Tennessee Tech 75; Stanford 105, Illinois St. 77; Tennessee 91, La Salle 61; Virginia 81, West Virginia 68; Ohio St. 81, James Madison 66; Long Beach St. 84, St. Joseph's 65; Maryland 78, Bowling Green 65; Stephen F. Austin 73, Washington 63; UNLV 84, Colorado 74; Texas 83, Montana 54. **Regional Semifinals:** Auburn 71, Clemson 60; Mississippi 68, North Carolina St. 63; Louisiana Tech 85, LSU 68; Stanford 98, Iowa 74; Tennessee 80, Virginia 47; Long Beach St. 89, Ohio St. 83; Maryland 89, Stephen F. Austin 54; Texas 88, UNLV 77. **Regional Championships:** Auburn 77, Mississippi 51; Louisiana Tech 85, Stanford 75; Tennessee 94, Long Beach St. 80; Maryland 79, Texas 71. **Semifinals:** Auburn 76, Louisiana Tech 71; Tennessee 77, Maryland 65. **Championship:** Tennessee 76, Auburn 60.

1990 First Round: Old Dominion 91, St. Joseph's 69; Clemson 79, Manhattan 55; Maryland 100, Appalachian St. 71; Penn St. 83, Florida St. 73; Hawaii 83, Montana 78; Mississippi 74, Utah 51; Long Beach St. 87, California 84; Arkansas 90, UCLA 80 (ot); DePaul 73, Western Ky. 63; South Carolina 93, Bowling Green 50; Vanderbilt 78, Rutgers 75; Tennessee Tech 77, Richmond 59; Southern Miss. 75, LSU 65; Northern Ill. 84, Texas Tech 63; Ohio St. 73, Southern Ill. 61; Michigan 77, Oklahoma St. 68. **Second Round:** Tennessee 87, Old Dominion 68; Clemson 61, Connecticut 59; Providence 77, Maryland 75; Virginia 85, Penn St. 64; Stanford 106, Hawaii 76; Mississippi 66, UNLV 62; Stephen F. Austin 78, Long Beach St. 62; Arkansas 81, Georgia 70; Washington 77, DePaul 68; South Carolina 76, Northwestern 67; Vanderbilt 61, Iowa 56; Auburn 73, Tennessee Tech 54; Louisiana Tech 89, Southern Miss. 70; Purdue 86, Northern Ill. 81; Texas 95, Ohio St. 66; North Carolina St. 81, Michigan 64. **Regional Semifinals:** Tennessee 80, Clemson 62; Virginia 77, Providence 71; Stanford 78, Mississippi 65; Arkansas 87, Stephen F. Austin 82; Washington 73, South Carolina 61; Auburn 89, Vanderbilt 67; Louisiana Tech 91, Purdue 47; Texas 72, North Carolina St. 63. **Regional Championships:** Virginia 79, Tennessee 75 (ot); Stanford 114, Arkansas 87; Auburn 76, Washington 50; Louisiana Tech 71, Texas 57. **Semifinals:** Stanford 75, Virginia 66; Auburn 81, Louisiana Tech 69. **Championship:** Stanford 88, Auburn 81.

1991 First Round: Southwest Mo. St. 94, Tennessee Tech 64; Florida St. 96, Appalachian St. 57; Holy Cross 81, Maryland 74; Vanderbilt 73, South Carolina 64; UNLV 70, Texas Tech 65; Southern California 63, Utah 52; Iowa 64, Montana 53; Cal St. Fullerton 84, Louisiana Tech 80; James

Madison 70, Kentucky 62; Providence 88, Fairfield 87; Toledo 83, Rutgers 65; George Washington 73, Richmond 62; Stephen F. Austin 73, Mississippi 62; Oklahoma St. 81, DePaul 80; Northwestern 82, Washington St. 62; Lamar 77, Texas 63. **Second Round:** Tennessee 55, Southwest Mo. St. 47; Western Ky. 72, Florida St. 69; Auburn 84, Holy Cross 58; Vanderbilt 69, Purdue 63; Georgia 86, UNLV 62; Long Beach St. 83, Southern California 58; Washington 70, Iowa 53; Stanford 91, Cal St. Fullerton 67; James Madison 73, Penn St. 71; Clemson 103, Providence 91; Connecticut 81, Toledo 80; North Carolina St. 94, George Washington 83; Virginia 74, Stephen F. Austin 72; Oklahoma St. 96, Michigan St. 94 (3 ot); Arkansas 105, Northwestern 68; Lamar 93, LSU 73. **Regional Semifinals:** Tennessee 68, Western Ky. 61; Auburn 58, Vanderbilt 45; Georgia 87, Long Beach St. 77; Stanford 73, Washington 47; Clemson 57, James Madison 55; Connecticut 82, North Carolina St. 71; Virginia 76, Oklahoma St. 61; Lamar 91, Arkansas 75. **Regional Championships:** Tennessee 69, Auburn 65; Stanford 75, Georgia 67; Connecticut 60, Clemson 57; Virginia 85, Lamar 70. **Semifinals:** Tennessee 68, Stanford 60; Virginia 61, Connecticut 55. **Championship:** Tennessee 70, Virginia 67 (ot).

1992 First Round: George Washington 70, Vermont 69; Clemson 76, Chattanooga 72; Connecticut 83, St. Peter's 66; North Carolina 60, Old Dominion 54; UC Santa Barb. 80, Houston 69; Santa Clara 73, California 71; Montana 85, Wisconsin 74; Creighton 79, Long Beach St. 66; Southwest Mo. St. 75, Kansas 59; UCLA 93, Notre Dame 72; DePaul 67, Arizona St. 65; Southern Ill. 84, Colorado 80 (ot); Rutgers 93, Southern Miss. 63; Alabama 100, Tennessee Tech 87; Northern Ill. 77, Louisiana Tech 71 (ot); Toledo 74, Providence 64. **Second Round:** Virginia 97, George Washington 58; West Virginia 73, Clemson 72; Vanderbilt 75, Connecticut 47; Miami (Fla.) 86, North Carolina 72; Stanford 82, UC Santa Barb. 73; Texas Tech 64, Santa Clara 58; Southern California 71, Montana 59; Stephen F. Austin 75, Creighton 74; Southwest Mo. St. 61, Iowa 60 (ot); UCLA 82, Texas 81; Penn St. 77, DePaul 54; Mississippi 72, Southern Ill. 56; Tennessee 97, Rutgers 56; Western Ky. 98, Alabama 68; Purdue 98, Northern Ill. 62; Maryland 73, Toledo 60. **Regional Semifinals:** Virginia 103, West Virginia 83; Vanderbilt 77, Miami (Fla.) 67; Stanford 75, Texas Tech 63; Southern California 61, Stephen F. Austin 57; Southwest Mo. St. 83, UCLA 57; Mississippi 75, Penn St. 72; Western Ky. 75, Tennessee 70; Maryland 64, Purdue 58. **Regional Championships:** Virginia 70, Vanderbilt 58; Stanford 82, Southern California 62; Southwest Mo. St. 94, Mississippi 71; Western Ky. 75, Maryland 70. **Semifinals:** Stanford 66, Virginia 65; Western Ky. 84, Southwest Mo. St. 72. **Championship:** Stanford 78, Western Ky. 62.

1993 First Round: Rutgers 80, Vermont 74; Miami (Fla.) 61, St. Peter's 44; Georgetown 76, Northern Ill. 74; Florida 69, Bowling Green 67; Northwestern 90, Georgia Tech 62; Alabama 102, Ga. Southern 70; Louisville 74, Connecticut 71; Old Dominion 77, Tennessee Tech 60; California 62, Kansas 47; Clemson 70, Xavier 64; Louisiana Tech 70, DePaul 59; Southwest Mo. St. 86, Oklahoma St. 71; Georgia 85, San Diego St. 68; UC Santa Barb. 88, Brigham Young 79; Nebraska 81, San Diego 58; Washington 80, Montana St. 51. **Second Round:** Ohio St. 91, Rutgers 60; Western Ky. 78, Miami (Fla.) 63; Georgetown 68, Penn St. 67; Virginia 69, Florida 55; Tennessee 89, Northwestern 66; North Carolina 74, Alabama 73 (ot); Auburn 66, Louisville 61; Iowa 82, Old Dominion 56; Vanderbilt 82, California 63; Stephen F. Austin 89, Clemson 78; Louisiana Tech 82, Texas 78; Southwest Mo. St. 86, Maryland 82; Stanford 93, Georgia 60; Colorado 81, UC Santa Barb. 54; Southern California 78, Nebraska 60; Texas Tech 70, Washington 64. **Regional Semifinals:** Ohio St. 86, Western Ky. 73; Virginia 77, Georgetown 57; Tennessee 74, North Carolina 54; Iowa 63, Auburn 50; Vanderbilt 59, Stephen F. Austin 56; Louisiana Tech 59, Southwest Mo. St. 43; Colorado 80, Stanford 67; Texas Tech 87, Southern California 67. **Regional Championships:** Ohio St. 75, Virginia 73; Iowa 72, Tennessee 56; Vanderbilt 58, Louisiana Tech 53; Texas Tech 79, Colorado 54. **Semifinals:** Ohio St. 73, Iowa 72 (ot); Texas Tech 60, Vanderbilt 46. **Championship:** Texas Tech 84, Ohio St. 82.

1994 First Round: Tennessee 111, N.C. A&T 37; Clemson 65, Florida Int'l 64; Mississippi 83, Indiana 61; Louisiana Tech 96, Southern Methodist 62; Southwest Mo. St. 75, Northern Ill. 56; Virginia 72, Loyola (Md.) 47; George Washington 74, UAB 66; Southern California 77, Portland 62; Penn St. 94,

Fordham 41; Kansas 72, Stephen F. Austin 63; Texas 75, Oklahoma St. 67; Seton Hall 70, Vermont 60; Alabama 96, Oregon St. 86; Iowa 70, Mt. St. Mary's (Md.) 47; Creighton 84, Bowling Green 73; Texas Tech 75, Missouri 61; Purdue 103, Radford 56; Washington 89, Boise St. 61; San Diego St. 81, Hawaii 75; Texas A&M 78, Florida 76; Oregon 74, Santa Clara 59; Colorado 77, Marquette 74; Montana 77, UNLV 67; Stanford 81, Wis.-Green Bay 56; Connecticut 79, Brown 60; Auburn 60, Virginia Tech 51; Western Ky. 84, Rutgers 73; Southern Miss. 86, Tennessee St. 72; Old Dominion 56, St. Joseph's 55; North Carolina 101, Ga. Southern 53; Minnesota 81, Notre Dame 76; Vanderbilt 95, Grambling 88. **Second Round:** Tennessee 78, Clemson 66; Louisiana Tech 82, Mississippi 67; Virginia 67, Southwest Mo. St. 63; Southern California 76, George Washington 72; Penn St. 85, Kansas 68; Seton Hall 71, Texas 66; Alabama 84, Iowa 78; Texas Tech 75, Creighton 65; Purdue 86, Washington 59; Texas A&M 75, San Diego St. 72 (ot); Colorado 92, Auburn 71; Stanford 66, Montana 62; Connecticut 81, Oregon 59; Southern Miss. 72, Western Ky. 69; North Carolina 63, Old Dominion 52; Vanderbilt 98, Minnesota 72. **Regional Semifinals:** Louisiana Tech 71, Tennessee 68; Southern California 85, Virginia 66; Penn St. 64, Seton Hall 60; Alabama 73, Texas Tech 68; Purdue 82, Texas A&M 56; Stanford 78, Colorado 62; Connecticut 78, Southern Miss. 64; North Carolina 73, Vanderbilt 69. **Regional Championships:** Louisiana Tech 75, Southern California 66; Alabama 96, Penn St. 82; Purdue 82, Stanford 65; North Carolina 81, Connecticut 69. **Semifinals:** Louisiana Tech 69, Alabama 66; North Carolina 89, Purdue 74. **Championship:** North Carolina 60, Louisiana Tech 59.

1995 First Round: Connecticut 105, Maine 75; Virginia Tech 62, St. Joseph's 52; Duke 76, Oklahoma St. 64; Alabama 82, Mt. St. Mary's (Md.) 55; Florida 89, Radford 49; Virginia 71, Dartmouth 68; Oklahoma 90, Loyola (Md.) 55; Louisiana Tech 90, Furman 52; Vanderbilt 90, Northern Ill. 44; Memphis 74, Southern California 72; Montana 57, San Diego St. 46; Purdue 74, Portland 59; Seton Hall 73, Stephen F. Austin 63; North Carolina 89, Western Ill. 48; Southern Methodist 96, Southern Miss. 95 (ot); Stanford 88, UC Irvine 55; Tennessee 96, Florida A&M 59; Florida Int'l 81, Old Dominion 76; Oregon St. 88, Tennessee St. 75; Western Ky. 77, Toledo 63; Arkansas 67, San Francisco 58; Washington 73, Ohio 56; Wisconsin 73, Kansas 72; Texas Tech 87, Tulane 72; Colorado 83, Holy Cross 49; Southwest Mo. St. 49, Utah 47; Drake 87, Mississippi 81 (ot); George Washington 87, DePaul 79; Louisville 67, Oregon 65; Georgia 81, Indiana 64; North Carolina St. 77, Marquette 62; Penn St. 75, Jackson St. 62. **Second Round:** Connecticut 91, Virginia Tech 45; Alabama 121, Duke 120 (4 ot); Virginia Tech 72, Florida 67; Louisiana Tech 48, Oklahoma 36; Vanderbilt 95, Memphis 68; Purdue 62, Montana 51; North Carolina 59, Seton Hall 45; Stanford 95, Southern Methodist 73; Tennessee 70, Florida Int'l 44; Western Ky. 85, Oregon St. 78; Washington 54, Arkansas 50; Texas Tech 88, Wisconsin 65; Colorado 78, Southwest Mo. St. 34; George Washington 96, Drake 93 (ot); Georgia 81, Louisville 68; North Carolina St. 76, Penn St. 74. **Regional Semifinals:** Connecticut 87, Alabama 56; Virginia 63, Louisiana Tech 62; Purdue 67, Vanderbilt 66; Stanford 81, North Carolina 71; Tennessee 87, Western Ky. 65; Texas Tech 67, Washington 52; Colorado 77, George Washington 61; Georgia 98, North Carolina St. 79. **Regional Championships:** Connecticut 67, Virginia 63; Stanford 69, Purdue 58; Tennessee 80, Texas Tech 59; Georgia 82, Colorado 79. **Semifinals:** Tennessee 73, Georgia 51; Connecticut 87, Stanford 60. **Championship:** Connecticut 70, Tennessee 64.

1996 First Round: Stanford 82, Grambling 43; Colorado St. 66, Nebraska 62; North Carolina St. 77, Montana 68; Alabama 95, Appalachian St. 66; Auburn 73, Hawaii 53; Colorado 83, Tulane 75; Kent St. 72, Texas A&M 68; Penn St. 94, Youngstown St. 71; Louisiana Tech 98, UCF 41; Southern Miss. 74, Utah 66; Notre Dame 73, Purdue 60; Texas Tech 78, Portland 61; Stephen F. Austin 67, Oregon St. 65; Clemson 79, Austin Peay 52; Oklahoma St. 90, Rhode Island 82; Georgia 98, St. Francis (Pa.) 66; Tennessee 97, Radford 56; Ohio St. 97, Memphis 75; Texas 73, Southwest Mo. St. 55; Kansas 72, Middle Tenn. 57; George Washington 83, Maine 67; Virginia 100, Manhattan 55; Toledo 65, Mississippi 53; Old Dominion 83, Holy Cross 56; Connecticut 94, Howard 63; Michigan St. 60, Massachusetts 57 (ot); San Francisco 68, Florida 61; Duke 85, James Madison 53; Wisconsin 74, Oregon 60; Vanderbilt 100, Harvard 83; DePaul 96, Southern Methodist 82; Iowa 72, Butler 67.

Second Round: Stanford 94, Colorado St. 63; Alabama 88, North Carolina St. 68; Auburn 68, Colorado 61 (ot); Penn St. 86, Kent St. 59; Louisiana Tech 84, Southern Miss. 46; Texas Tech 82, Notre Dame 67; Stephen F. Austin 93, Clemson 88 (ot); Georgia 83, Oklahoma St. 55; Tennessee 97, Ohio St. 65; Kansas 77, Texas 70; Virginia 62, George Washington 43; Old Dominion 72, Toledo 66; Connecticut 88, Michigan St. 68; San Francisco 64, Duke 60; Vanderbilt 96, Wisconsin 82; Iowa 72, DePaul 71. **Regional Semifinals:** Stanford 78, Alabama 76 (ot); Auburn 75, Penn St. 69; Louisiana Tech 66, Texas Tech 55; Georgia 78, Stephen F. Austin 64; Tennessee 92, Kansas 71; Virginia 72, Old Dominion 60; Connecticut 72, San Francisco 44; Vanderbilt 74, Iowa 63. **Regional Championships:** Stanford 71, Auburn 57; Georgia 90, Louisiana Tech 76; Tennessee 52, Virginia 46; Connecticut 67, Vanderbilt 57. **Semifinals:** Georgia 86, Stanford 76; Tennessee 88, Connecticut 83 (ot). **Championship:** Tennessee 83, Georgia 65.

1997 First Round: Connecticut 103, Lehigh 35; Iowa 56, North Carolina St. 50; Duke 70, DePaul 56; Illinois 79, Drake 62; Oregon 80, San Diego St. 68; Tennessee 91, Grambling 54; Stephen F. Austin 79, Toledo 66; Colorado 69, Marshall 49; North Carolina 78, Harvard 53; Michigan St. 75, Portland 70 (ot); George Washington 61, Northwestern 46; Tulane 72, UC Santa Barb. 69; Notre Dame 93, Memphis 62; Texas 66, Texas St. 38; St. Joseph's 70, Kansas St. 52; Alabama 94, St. Francis (Pa.) 50; Stanford 111, Howard 59; Texas Tech 47, Montana 45; Utah 66, Iowa St. 57; Virginia 96, Troy St. 74; Vanderbilt 74, Washington 62; Kansas 81, Detroit 67; Arizona 76, Western Ky. 54; Georgia 91, Eastern Ky. 55; Old Dominion 102, Liberty 52; Purdue 74, Maryland 48; Marquette 70, Clemson 66; LSU 88, Maine 79; Southern California 68, San Francisco 55; Florida 92, Florida Int'l 68; Auburn 68, Louisville 65; Louisiana Tech 94, St. Peter's 50. **Second Round:** Connecticut 72, Iowa 53; Illinois 85, Duke 67; Tennessee 76, Oregon 59; Colorado 66, Stephen F. Austin 57; North Carolina 81, Michigan St. 71 (ot); George Washington 81, Tulane 67; Notre Dame 86, Texas 83; Alabama 61, St. Joseph's 52; Stanford 67, Texas Tech 45; Virginia 65, Utah 46; Vanderbilt 51, Kansas 44; Georgia 80, Arizona 74; Old Dominion 69, Purdue 65 (ot); LSU 71, Marquette 58; Florida 92, Southern California 78; Louisiana Tech 74, Auburn 48. **Regional Semifinals:** Connecticut 78, Illinois 73; Tennessee 75, Colorado 67; George Washington 55, North Carolina 46; Notre Dame 87, Alabama 71; Stanford 91, Virginia 69; Georgia 66, Vanderbilt 52; Old Dominion 62, LSU 49; Florida 71, Louisiana Tech 57. **Regional Championships:** Tennessee 91, Connecticut 81; Notre Dame 62, George Washington 52; Stanford 82, Georgia 47; Old Dominion 53, Florida 51. **Semifinals:** Tennessee 80, Notre Dame 66; Old Dominion 83, Stanford 82 (ot). **Championship:** Tennessee 68, Old Dominion 59.

1998 First Round: Tennessee 102, Liberty 58; Western Ky. 88, Stephen F. Austin 76; Rutgers 79, Oregon 76; Iowa St. 79, Kent St. 76; UC Santa Barb. 76, Vanderbilt 71 (ot); Illinois 82, Wis.-Green Bay 58; Florida Int'l 59, Marquette 45; North Carolina 91, Howard 71; Harvard 71, Stanford 67; Arkansas 76, Hawaii 70; Kansas 72, Tulane 68; Iowa 77, Massachusetts 59; Virginia Tech 75, Wisconsin 64; Florida 85, Montana 64; Louisville 69, Utah 61; Duke 92, Middle Tenn. 67; Old Dominion 92, St. Francis (Pa.) 39; Nebraska 76, New Mexico 59; Youngstown St. 91, Memphis 80; North Carolina St. 89, Maine 64; Virginia 77, Southern Methodist 68; Arizona 75, Santa Clara 63; George Washington 74, Georgia 72; Connecticut 93, Fairfield 52; Texas Tech 87, Grambling 75; Notre Dame 78, Southwest Mo. St. 64; Colorado St. 81, Drake 75; Purdue 88, Washington 71; Clemson 60, Miami (Fla.) 49; Louisiana Tech 86, Holy Cross 58; UCLA 65, Michigan 58; Alabama 94, UNC Greensboro 46. **Second Round:** Tennessee 82, Western Ky. 62; Rutgers 62, Iowa St. 61; Illinois 69, UC Santa Barb. 65; North Carolina 85, Florida Int'l 72; Arkansas 82, Harvard 64; Kansas 62, Iowa 58; Florida 89, Virginia Tech 57; Duke 69, Louisville 53; Old Dominion 75, Nebraska 60; North Carolina St. 88, Youngstown St. 61; Arizona 94, Virginia 77; Connecticut 75, George Washington 67; Notre Dame 74, Texas Tech 59; Purdue 77, Colorado St. 63; Louisiana Tech 74, Clemson 52; Alabama 75, UCLA 74. **Regional Semifinals:** Tennessee 92, Rutgers 60; North Carolina 80, Illinois 74; Arkansas 79, Kansas 63; Duke 71, Florida 58; North Carolina St. 55, Old Dominion 54; Connecticut 74, Arizona 57; Purdue 70, Notre Dame 65; Louisiana Tech 71, Alabama 57. **Regional Championships:** Tennessee 76,

North Carolina 70; Arkansas 77; Duke 72; North Carolina St. 60; Connecticut 52; Louisiana Tech 72; Purdue 65. **Semifinals:** Tennessee 86, Arkansas 58; Louisiana Tech 84, North Carolina St. 65. **Championship:** Tennessee 93, Louisiana Tech 75.

1999 First Round: Tennessee 113, Appalachian St. 54; Boston College 72, Ohio St. 59; Auburn 69, Texas 61; Virginia Tech 73, St. Peter's 48; St. Joseph's 83, Tulane 72; Duke 79, Holy Cross 51; Maine 60, Stanford 58; Old Dominion 74, Tennessee Tech 48; Connecticut 97, St. Francis (Pa.) 46; Xavier 85, Florida Int'l 71; Oregon 65, Cincinnati 56; Iowa St. 74, Santa Clara 61; Southern Methodist 91, Toledo 76; Georgia 73, Liberty 52; Illinois 69, Louisville 67; Clemson 76, Florida A&M 45; Purdue 68, Oral Roberts 48; Kansas 64, Marquette 58; Alabama 80, Grambling 68; North Carolina 64, Northeastern 55; Arizona 87, Florida 84 (ot); Rutgers 84, Dartmouth 70; North Carolina St. 76, Mississippi St. 57; Texas Tech 80, Stephen F. Austin 54; Louisiana Tech 90, UCF 48; Penn St. 82, Virginia 69; Notre Dame 61, St. Mary's (Cal.) 57; LSU 78, Evansville 69; Kentucky 98, Nebraska 92; UCLA 76, Wis.-Green Bay 69; Southwest Mo. St. 72, UC Santa Barb. 70; Colorado St. 71, Cal St. Northridge 59. **Second Round:** Tennessee 89, Boston College 62; Virginia Tech 76, Auburn 61; Duke 66, St. Joseph's 60; Old Dominion 72, Maine 62; Connecticut 86, Xavier 84; Iowa St. 85, Oregon 70; Georgia 68, Southern Methodist 55; Clemson 63, Illinois 51; Purdue 55, Kansas 41; North Carolina 70, Alabama 56; Rutgers 90, Arizona 47; Texas Tech 85, North Carolina St. 78; Louisiana Tech 79, Penn St. 62; LSU 74, Notre Dame 64; UCLA 87, Kentucky 63; Colorado St. 86, Southwest Mo. St. 70. **Regional Semifinals:** Tennessee 68, Virginia Tech 52; Duke 76, Old Dominion 63; Iowa St. 64, Connecticut 58; Georgia 67, Clemson 54; Purdue 82, North Carolina 59; Rutgers 53, Texas Tech 42; Louisiana Tech 73, LSU 52; UCLA 77, Colorado St. 68. **Regional Championships:** Duke 69, Tennessee 63; Georgia 89, Iowa St. 71; Purdue 75, Rutgers 62; Louisiana Tech 88, UCLA 62. **Semifinals:** Duke 81, Georgia 69; Purdue 77, Louisiana Tech 63. **Championship:** Purdue 62, Duke 45.

2000 First Round: Connecticut 116, Hampton 45; Clemson 64, Drake 50; Oklahoma 86, Brigham Young 81; Purdue 70, Dartmouth 66; Stephen F. Austin 73, Xavier 72; LSU 77, Liberty 54; Western Ky. 68, Marquette 65; Duke 71, Campbell 42; Louisiana Tech 95, Alcorn St. 53; Vanderbilt 71, Kansas 69; Southern Methodist 64, North Carolina St. 63; Old Dominion 94, Wis.-Green Bay 85; Illinois 73, Utah 58; Iowa St. 92, St. Francis (Pa.) 63; Auburn 78, Southwest Mo. St. 74; Penn St. 83, Youngstown St. 63; Tennessee 90, Furman 38; Arizona 73, Kent St. 61; Boston College 93, Nebraska 76; Virginia 74, Pepperdine 62; Tulane 65, Vermont 60; Texas Tech 83, Tennessee Tech 54; George Washington 79, UCLA 72; Notre Dame 87, San Diego 61; Georgia 74, Montana 46; Stanford 81, Michigan 74; North Carolina 62, Maine 57; Rice 67, UC Santa Barbara 64; UAB 80, Oregon 79; Mississippi St. 94, St. Peter's 60; St. Joseph's 69, Texas 48; Rutgers 91, Holy Cross 70. **Second Round:** Connecticut 83, Clemson 45; Oklahoma 76, Purdue 74; LSU 57, Stephen F. Austin 45; Duke 90, Western Ky. 70; Louisiana Tech 66, Vanderbilt 65; Old

Dominion 96, Southern Methodist 76; Iowa St. 79, Illinois 68; Penn St. 75, Auburn 69; Tennessee 75, Arizona 60; Virginia 74, Boston College 70; Texas Tech 76, Tulane 59; Notre Dame 95, George Washington 60; Georgia 83, Stanford 64; North Carolina 83, Rice 50; UAB 78, Mississippi St. 72; Rutgers 59, St. Joseph's 39. **Regional Semifinals:** Connecticut 102, Oklahoma 80; LSU 79, Duke 66; Louisiana Tech 86, Old Dominion 74; Penn St. 66, Iowa St. 65; Tennessee 77, Virginia 56; Texas Tech 69, Notre Dame 65; Georgia 83, North Carolina 57; Rutgers 60, UAB 45. **Regional Championships:** Connecticut 86, LSU 71; Penn St. 86, Louisiana Tech 65; Tennessee 57, Texas Tech 44; Rutgers 59, Georgia 51. **Semifinals:** Tennessee 64, Rutgers 54; Connecticut 89, Penn St. 67. **Championship:** Connecticut 71, Tennessee 52.

2001 First Round: Tennessee 80, Austin Peay 38; St. Mary's (Cal.) 68, Texas 64; Clemson 51, Chattanooga 49; Xavier 80, Louisville 52; LSU 83, Arizona St. 66; Purdue 75, UC Santa Barb. 62; Virginia Tech 77, Denver 57; Texas Tech 100, Pennsylvania 57; Duke 96, Wis.-Milwaukee 63; Arkansas 68, Baylor 59; Southwest Mo. St. 89, Toledo 71; Rutgers 80, Stephen F. Austin 43; Washington 67, Old Dominion 65; Florida 84, Holy Cross 52; Stanford 76, George Washington 51; Oklahoma 70, Oral Roberts 64; Notre Dame 98, Alcorn St. 49; Michigan 81, Virginia 71; Utah 79, Fairfield 57; Iowa 89, Oregon 82; Colorado 98, Siena 78; Vanderbilt 83, Idaho St. 57; Florida St. 72, Tulane 70; Iowa St. 100, Howard 61; Connecticut 101, Long Island 29; Colorado St. 83, Maryland 69; Villanova 66, Drake 58; North Carolina St. 76, Delaware 57; TCU 77, Penn St. 75; Louisiana Tech 84, Georgia St. 48; Missouri 71, Wisconsin 68; Georgia 77, Liberty 48. **Second Round:** Tennessee 92, St. Mary's (Cal.) 75; Xavier 77, Clemson 62; Purdue 73, LSU 70; Texas Tech 73, Virginia Tech 52; Duke 75, Arkansas 54; Southwest Mo. St. 60, Rutgers 53; Washington 86, Florida 75; Oklahoma 67, Stanford 50; Notre Dame 88, Michigan 54; Utah 77, Iowa 69; Vanderbilt 65, Colorado 59; Iowa St. 85, Florida St. 70; Connecticut 89, Colorado St. 44; North Carolina St. 68, Villanova 64; Louisiana Tech 80, TCU 59; Missouri 78, Georgia 65. **Regional Semifinals:** Xavier 80, Tennessee 65; Purdue 74, Texas Tech 72; Southwest Mo. St. 81, Duke 71; Washington 84, Oklahoma 67; Notre Dame 69, Utah 54; Vanderbilt 84, Iowa St. 65; Connecticut 72, North Carolina St. 58; Louisiana Tech 78, Missouri 67. **Regional Championships:** Purdue 88, Xavier 78; Southwest Mo. St. 104, Washington 87; Notre Dame 72, Vanderbilt 64; Connecticut 67, Louisiana Tech 48. **Semifinals:** Purdue 81, Southwest Mo. St. 64; Notre Dame 90, Connecticut 75. **Championship:** Notre Dame 68, Purdue 66.

2002 First Round: Connecticut 86, St. Francis (Pa.) 37; Iowa 69, Virginia 62; Florida Int'l 73, Creighton 58; Penn St. 82, Chattanooga 67; Arkansas 78, Clemson 68; Kansas St. 93, Kent St. 65; Old Dominion 68, Georgia 54; Purdue 80, Austin Peay 49; Vanderbilt 63, Oakland 38; Arizona St. 73, Wisconsin 70; Minnesota 71, UNLV 54; North Carolina 85, Harvard 58; Brigham Young 90, Florida 52; Iowa St. 72, Temple 57; Notre Dame 58, New Mexico 44; Tennessee 98, Georgia St. 68; Oklahoma 84, Hartford 52; Villanova 67, Pepperdine

46; Mississippi St. 65, Boston College 59; Texas Tech 84, Stephen F. Austin 63; LSU 84, Santa Clara 78; Colorado 88, Southern U. 61; Tulane 73, Colorado St. 69; Stanford 76, Weber St. 51; Duke 95, Norfolk St. 48; TCU 55, Indiana 45; UC Santa Barb. 57, Louisiana Tech 56; Texas 60, Wis.-Green Bay 55; Cincinnati 76, St. Peter's 63 (ot); South Carolina 69, Liberty 61; Drake 87, Syracuse 69; Baylor 80, Bucknell 56. **Second Round:** Connecticut 86, Iowa 48; Penn St. 96, Florida Int'l 79; Kansas St. 82, Arkansas 68; Old Dominion 74, Purdue 70 (ot); Vanderbilt 61, Arizona St. 35; North Carolina 72, Minnesota 69; Brigham Young 75, Iowa St. 69; Tennessee 89, Notre Dame 50; Oklahoma 66, Villanova 53; Texas Tech 77, Mississippi St. 55; Colorado 69, LSU 58; Stanford 77, Tulane 55; Duke 76, TCU 66; Texas 76, UC Santa Barb. 60; South Carolina 75, Cincinnati 56; Drake 76, Baylor 72. **Regional Semifinals:** Connecticut 82, Penn St. 64; Old Dominion 88, Kansas St. 62; Vanderbilt 70, North Carolina 61; Tennessee 68, Brigham Young 57; Oklahoma 72, Texas Tech 62; Colorado 62, Stanford 59; Duke 62, Texas 46; South Carolina 79, Drake 65. **Regional Championships:** Connecticut 85, Old Dominion 64; Tennessee 68, Vanderbilt 63; Oklahoma 94, Colorado 60; Duke 77, South Carolina 68. **Semifinals:** Connecticut 79, Tennessee 56; Oklahoma 86, Duke 71. **Championship:** Connecticut 82, Oklahoma 70.

2003 First Round: Tennessee 95, Alabama St. 43; Virginia 72, Illinois 56; South Carolina 68, Chattanooga 54; Penn St. 64, Holy Cross 33; Colorado 84, Brigham Young 45; North Carolina 72, Austin Peay 70; George Washington 71, Oklahoma 61; Villanova 51, St. Francis (Pa.) 36; Duke 66, Georgia St. 48; Utah 73, DePaul 64; Georgia 80, Charlotte 61; Rutgers 64, Western Ky. 52; New Mexico 91, Miami (Fla.) 85 (ot); Mississippi St. 73, Manhattan 47; UC Santa Barb. 71, Xavier 62; Texas Tech 67, Southwest Mo. St. 59; Connecticut 91, Boston U. 44; TCU 50, Michigan St. 47; Boston College 73, Old Dominion 72; Vanderbilt 54, Liberty 44; Notre Dame 59, Arizona 47; Kansas St. 79, Harvard 69; Virginia Tech 61, Georgia Tech 59; Purdue 66, Valparaiso 51; LSU 86, Texas St. 50; Wis.-Green Bay 78, Washington 65; Louisiana Tech 94, Pepperdine 60; Ohio St. 66, Weber St. 44; Minnesota 68, Tulane 48; Stanford 82, Western Mich. 66; Arkansas 71, Cincinnati 57; Texas 90, Hampton 46. **Second Round:** Tennessee 81, Virginia 51; Colorado 86, North Carolina 67; Penn St. 77, South Carolina 67; Villanova 70, George Washington 57; Duke 65, Utah 54; Georgia 74, Rutgers 64; New Mexico 73, Mississippi St. 61; Texas Tech 72, UC Santa Barb. 68; Connecticut 81, TCU 66; Boston College 86, Vanderbilt 85 (ot); Notre Dame 59, Kansas St. 53; Purdue 80, Virginia Tech 62; LSU 80, Wis.-Green Bay 69; Louisiana Tech 74, Ohio St. 61; Minnesota 68, Stanford 56; Texas 67, Arkansas 50. **Regional Semifinals:** Tennessee 86, Penn St. 58; Villanova 53, Colorado 51; Duke 66, Georgia 63; Texas Tech 71, New Mexico 48; Connecticut 70, Boston College 49; Purdue 66, Notre Dame 47; LSU 69, Louisiana Tech 63; Texas 73, Minnesota 60. **Regional Championships:** Tennessee 73, Villanova 49; Duke 57, Texas Tech 51; Connecticut 73, Purdue 64; Texas 78, LSU 60. **Semifinals:** Tennessee 66, Duke 56; Connecticut 71, Texas 69. **Championship:** Connecticut 73, Tennessee 68.

Basketball

DIVISION II



2003 Championship

Edited by: Heather Perry

Highlights

Jackrabbit Joy: South Dakota State relied on defensive intensity to win its first championship March 29. The Jackrabbits held Northern Kentucky to 23 percent shooting and forced 16 first-half turnovers en route to a 65-50 win in the championship game in St. Joseph, Missouri.

South Dakota State's Melissa Pater was voted the most outstanding player of the tournament after scoring 22 points and grabbing 11 rebounds in the title game and averaging 26.3 points per game in the Elite Eight.

For the complete story, go to the April 14, 2003, issue of The NCAA News at www.ncaa.org on the World Wide Web.

All-Tournament Team: Freshman teammate Heather Sieler, who scored 11 points in the championship game, joined Pater on the all-tournament team. Northern Kentucky's Sharell Snardon also was honored, along with Carone Harris from Central Arkansas and Bentley's Keri Flynn.

TOURNAMENT SCORING LEADERS

Player, Team	G	FG	FGA	Pct.	FT	FTA	Pct.	Rb.	Avg.	Ast.	Pts.	Avg.
Heather Garay, Cal St. Bakersfield ..	4	49*	80*	.613	24	30	.800	53	13.3*	7	122	30.5*
Kelley Berglund, Seattle Pacific	3	29	47	.617	17	22	.773	32	10.7	3	65	25.0
Mandy Koupal, South Dakota	3	24	50	.480	19	20	.950	36	12.0	11	72	24.0
Crystal Walker, Washburn	4	33	63	.524	23	28	.821	32	8.0	8	90	22.5
Melissa Pater, South Dakota St.	6	49*	72	.681	31*	39	.795	58*	9.7	12	130*	21.7
Skye Barber, North Fla.	4	27	46	.587	29	40*	.725	49	12.3	3	83	20.8
Diane Dittburner, Cal St. Bakersfield.	4	21	58	.362	21	25	.840	22	5.5	14	82	20.5
Carrie Triplett, Glenville St.	3	24	37	.649	6	8	.750	11	3.7	7	60	20.0
Lisa Farrell, Quincy	3	23	49	.469	6	8	.750	16	5.3	12	58	19.3
Margjiella Mobley, Shaw	3	21	37	.568	14	18	.778	31	10.3	6	56	18.7

*Departmental leader (min. three games). Other leaders: FG pct. (min. 5 made per game)--667, Shevon Gibbons, Bentley (26-39); 3-pt. FG--19, Diane Dittburner, Cal St. Bakersfield; 3-pt. FGA--43, Diane Dittburner, Cal St. Bakersfield; 3-pt. FG Pct. (min. 1.5 made per game)--727, Lindsay Anderson, Quincy (8-11); FT pct (min. 2.5 made per game)--100--Courtney VonderHaar, Quincy (14-14); Assists--37, Liz Leonard, Bentley.



Photo by Stephen Nowland/NCAA Photos

Melissa Pater and South Dakota State scored their first title with a 65-50 win over Northern Kentucky.

Results

(Note: Statistics after each name are field goals and field-goal attempts, free throws made and free-throw attempts, rebounds and total points.)

EAST REGIONAL FIRST ROUND

MARCH 14, AT CALIFORNIA, PENNSYLVANIA

Longwood 77, West Liberty St. 63

West Liberty St.: Kelly West 3-12, 4-5, 7, 11; Tara Johnson 3-7, 0-0, 3, 9; Ashlea Bland 10-22, 4-4, 4, 24; Julie Raterman 0-1, 0-0, 3, 0; Dana Levandoski 4-6, 0-0, 4, 10; Stacey Moore 1-4, 2-4, 2, 5; Brandy Terry 0-1, 0-0, 1, 0; Lindsay Harrison 0-3, 0-0, 1, 0; Erica Vavrek 0-3, 0-0, 2, 0; Carrie Barrick 2-3, 0-0, 1, 4. TOTALS: 23-62, 10-13, 32 (4 team), 63.

Longwood: Melissa Nafzger 2-5, 0-1, 1, 4; Amber Mason 0-3, 5-6, 3, 5; Marita Meldere 11-19, 5-7, 24, 28; Angel Johnson 1-5, 9-16, 3, 12; Ebony Smith 1-4, 0-0, 2, 2; Monica Mason 4-8, 6-6, 5, 14; Toni Matkovich 0-2, 0-0, 0, 0; Chelsea Bruce 0-0, 0-0, 0, 0; Kanee Booth 1-1, 1-1, 1, 3; Jessica Wilkerson 0-1, 0-0, 0, 0; Tokisha Burton 0-1, 0-0, 1, 0; Leigh Farmer 3-6, 1-2, 1, 9. TOTALS: 23-55, 27-39, 46 (5 team), 77.

Halftime: Longwood 30, West Liberty St. 27. Three-point field goals: West Liberty St. 7-16 (West 1-3, Johnson 3-7, Levandoski 2-4, Moore 1-2); Longwood 4-8 (Meldere 1-1, Johnson 1-2, Smith 0-1, Matkovich 0-1, Wilkerson 0-1, Farmer 2-2). Attendance: 600.

Glenville St. 70, Pitt.-Johnstown 56

Pitt.-Johnstown: Crystal Barr 8-14, 2-2, 4, 21; Mary Beth Drenning 1-3, 0-0, 1, 3; Kristin Creswell 2-7, 1-2, 2, 5; Jamie Cicuto 3-7, 4-6, 5, 10; Helen Young 7-10, 1-2, 6, 15; Jessica Socha 0-0, 0-0, 0, 0; Melissa Patterson 1-3, 0-0, 0, 2; Jenny Bell 0-0, 0-0, 4, 0; Heather Rife 0-2, 0-0, 1, 0. TOTALS: 22-46, 8-12, 25 (2 team), 56.

Glenville St.: Amanda Mortelette 4-9, 0-0, 8, 9; Tracy Wyatt 8-14, 2-2, 3, 18; Carrie Triplett 8-13, 1-2, 3, 17; Elise Pettinger 4-6, 2-2, 2, 11; Jenny Campbell 0-4, 0-0, 1, 0; Samantha Williams 4-5, 2-2, 2, 10; Sheena Davis 2-3, 0-0, 1, 5; Katie Wimer 0-0, 0-0, 0, 0. TOTALS: 30-54, 7-8, 26 (6 team), 70.

Halftime: Glenville St. 41, Pitt.-Johnstown 33. Three-point field goals: Pitt.-Johnstown 4-10 (Barr 3-6, Drenning 1-2, Patterson 0-2); Glenville St. 3-12 (Mortelette 1-1, Wyatt 0-4, Triplett 0-2, Pettinger 1-3, Davis 1-2). Attendance: 600.

West Chester 76, Pfeiffer 73

West Chester: Kiesha Mack 7-16, 2-3, 6, 20; Amy Buda 1-5, 1-2, 6, 3; Shauna Palmer 4-9, 1-1, 3, 9; Kiera Manlove 8-15, 0-0, 8, 16; Carolyn Muldoon 5-6, 0-4, 9, 10; Elise McCloy 3-8, 5-6, 3, 12; Greta Neff 0-0, 0-0, 1, 0; Tracy Kling 2-3, 0-0, 0, 6; Jessica Myers 0-1, 0-0, 1, 0. TOTALS: 30-63, 9-16, 41 (4 team), 76.

Pfeiffer: Amie Williams 1-5, 2-2, 1, 4; Bertshalyn Bailey 0-2, 0-0, 2, 0; Shannon Reid 7-18, 0-0, 0, 21; Josephine Bain 4-8, 2-3, 5, 10; Amanda Joplin 10-18, 7-7, 7, 28; Jessica Wilber 0-0, 0-0, 0, 0; Jenny Volpicelli 1-3, 0-0, 0, 2; Marycenie Finch 1-4, 1-2, 8, 3; Emily Goad 2-2, 1-1, 2, 5. TOTALS: 26-60, 13-15, 30 (5 team), 73.

Halftime: West Chester 35, Pfeiffer 32. Three-point field goals: West Chester 7-18 (Mack 4-11, Palmer 0-2, McCloy 1-1, Kling 2-3, Myers 0-1); Pfeiffer 8-16 (Williams 0-1, Reid 7-14, Joplin 1-1). Disqualifications: Muldoon. Attendance: 900.

Calif. (Pa.) 73, Millersville 58

Millersville: Joni Mertz 2-4, 0-0, 3, 6; Kristy Garner 6-11, 0-0, 10, 12; Morgan Banks 6-18, 4-4, 4, 17; Gema Robles 4-14, 4-5, 3, 13; Destinne Parker-Stewart 3-8, 0-2, 2, 6; Laura Tuukkanen 0-0, 0-0, 0, 0; Danielle Marshall 2-11, 0-0, 3, 4; Natasha Howard 0-1, 0-0, 0, 0; MacKenzie Neal 0-2, 0-0, 0, 0. TOTALS: 23-69, 8-11, 30 (5 team), 58.

Calif. (Pa.): Stacia Hamilton 3-5, 2-3, 5, 8; Megan Storck 3-11, 2-2, 4, 8; Sameera Philyaw 3-6, 1-2, 8, 7; Erin Dillon 1-5, 2-2, 6, 4; Sara McKinney 1-6, 0-0, 9, 2; Jenni Morrison 0-0, 1-2, 1, 1; Lisa Gottuso 0-0, 2-6, 1, 2; Susie Gyarfaz 8-14, 2-2, 7, 18; Krystal Cornish 3-3, 5-6, 3, 11; Becky Siembak 5-8, 2-3, 7, 12. TOTALS: 27-58, 19-28, 52 (1 team), 73.

Halftime: Calif. (Pa.) 35, Millersville 27. Three-point field goals: Millersville 4-13 (Mertz 2-4, Banks 1-1, Robles 1-5, Marshall 0-3); Calif. (Pa.) 0-2 (Storck 0-2). Disqualifications: Garner, Parker-Stewart. Attendance: 900.

EAST REGIONAL SEMIFINALS

MARCH 15, AT CALIFORNIA, PENNSYLVANIA

Glenville St. 63, Longwood 51

Longwood: Melissa Nafzger 0-2, 1-2, 4, 1; Amber Mason 0-1, 3-7, 4, 3; Marita Meldere 3-7, 1-4, 8, 7; Angel Johnson 5-12, 2-2, 6, 13; Ebony Smith 3-5, 0-0, 2, 7;

Halftime: Northern Ky. 24, Calif. (Pa.) 21. Three-point field goals: Northern Ky. 3-17 (Mobley 1-4, Polosky 0-2, Burrows 0-1, Flanagan 2-10); Calif. (Pa.) 1-5 (Hamilton 0-2, Storck 1-2, Dillon 0-1). Disqualifications: Hamilton. Officials: Robert Simmons, Lisa Ulmer, Marty Heine. Attendance: 2,444.

South Dakota St. 69, Bentley 62

South Dakota St.: Brenda Davis 3-11, 5-6, 3, 12; Melissa Pater 12-16, 6-9, 5, 31; Shannon Schlagel 2-9, 0-0, 4, 4; Stacie Cizek 6-8, 0-1, 0, 14; Heather Sieler 0-0, 0-0, 3, 0; Stephanie Bolden 1-1, 0-0, 3, 3; Megan Otte 0-1, 0-0, 1, 0; Brooke Dickmeyer 0-2, 0-0, 2, 0; Karly Hegge 2-4, 1-2, 5, 5; Christina Gilbert 0-0, 0-0, 1, 0. TOTALS: 26-52, 12-18, 31 (4 team), 69.

Bentley: Liz Leonard 5-14, 2-2, 6, 12; Sara Wright 5-8, 0-0, 8, 10; Becky Davison 3-7, 2-2, 6, 11; Chante Bonds 2-7, 0-0, 4, 4; Keri Flynn 4-15, 1-2, 3, 12; Morgan

DePietro 0-1, 2-4, 1, 2; Shevon Gibbons 5-8, 1-3, 4, 11. TOTALS: 24-60, 8-13, 35 (3 team), 62.

Halftime: Bentley 35, South Dakota St. 30. Three-point field goals: South Dakota St. 5-18 (Davis 1-5, Pater 1-2, Schlagel 0-3, Cizek 2-4, Bolden 1-1, Otte 0-1, Dickmeyer 0-2); Bentley 6-16 (Davison 3-5, Bonds 0-1, Flynn 3-10). Disqualifications: Cizek, Sieler. Officials: Ron Harris, Lois Holmes, Jeffrey Heider. Attendance: 2,444.

CHAMPIONSHIP

MARCH 29, AT ST. JOSEPH, MISSOURI

South Dakota St. 65, Northern Ky. 50

South Dakota St.: Brenda Davis 3-8, 7-8, 4, 13; Melissa Pater 7-12, 8-10, 11, 22; Shannon Schlagel 1-6, 0-1, 6, 2; Stacie Cizek 1-7, 0-0, 3, 3; Heather Sieler 3-5, 5-5, 5, 11; Stephanie Bolden 0-3, 0-0, 2, 0; Megan Otte 1-4, 0-0, 2, 2; Brooke Dickmeyer 1-6, 0-0, 2, 3; Karly

Hegge 2-4, 3-3, 6, 7; Christina Gilbert 1-3, 0-0, 2, 2. TOTALS: 20-58, 23-27, 47 (4 team), 65.

Northern Ky.: Amy Mobley 4-9, 1-3, 7, 11; Bridget Flanagan 3-13, 0-0, 1, 8; Kristin Polosky 1-7, 3-5, 5, 5; Elizabeth Burrows 0-3, 2-2, 3, 2; Connie Myers 6-11, 0-5, 4, 12; Lindsey Marx 0-0, 0-0, 0, 0; Mandy Sterling 0-1, 0-0, 0, 0; Sharell Snardon 4-7, 4-6, 6, 12; Emily Phillips 0-0, 0-0, 0, 0; Jessica Brock 0-2, 0-0, 4, 0. TOTALS: 18-53, 10-21, 35 (5 team), 50.

Halftime: South Dakota St. 32, Northern Ky. 17. Three-point field goals: South Dakota St. 2-18 (Davis 0-2, Cizek 1-5, Sieler 0-2, Bolden 0-1, Otte 0-2, Dickmeyer 1-6); Northern Ky. 4-20 (Mobley 2-6, Flanagan 2-8, Polosky 0-2, Burrows 0-2, Brock 0-2). Disqualifications: Schlagel. Officials: Robert Simmons, Ron Harris, Jeff Heidner. Attendance: 2,556.

History

Team Results

Year	Champion (Record)	Coach	Score	Runner-Up	Site	Championship Game Attendance	Championship Total Attendance
1982	Cal Poly Pomona (29-7)	Darlene May	93-74	Tuskegee	Springfield, Mass.	4,725	6,216
1983	Virginia Union (27-2)	Louis Hern	73-60	Cal Poly Pomona	Springfield, Mass.	4,747	6,760
1984	Central Mo. St. (27-5)	Jorja Hoehn	80-73	Virginia Union	Springfield, Mass.	4,886	11,302
1985	Cal Poly Pomona (26-7)	Darlene May	80-69	Central Mo. St.	Springfield, Mass.	6,187	10,825
1986	Cal Poly Pomona (30-3)	Darlene May	70-63	North Dakota St.	Springfield, Mass.	5,398	17,141
1987	New Haven (29-2)	Jan Rossman	77-75	Cal Poly Pomona	Springfield, Mass.	6,894	15,589
1988	Hampton (33-1)	James Sweat	65-48	West Tex. A&M	Fargo, N.D.	7,000	29,582
1989	Delta St. (30-4)	Lloyd Clark	88-58	Cal Poly Pomona	Cleveland, Miss.	3,200	17,564
1990	Delta St. (32-1)	Lloyd Clark	77-43	Bentley	Pomona, Calif.	1,022	18,636
1991	North Dakota St. (31-2)	Amy Ruley	81-74	Southeast Mo. St.	Cape Girardeau, Mo.	7,064	36,515
1992	Delta St. (30-4)	Lloyd Clark	65-63	North Dakota St.	Fargo, N.D.	7,101	33,295
1993	North Dakota St. (30-2)	Amy Ruley	95-63	Delta St.	Waltham, Mass.	4,000	30,431
1994	North Dakota St. (27-5)	Amy Ruley	89-56	Cal St. San B'dino	Fargo, N.D.	6,806	25,343
1995	North Dakota St. (32-0)	Amy Ruley	98-85	Portland St.	Fargo, N.D.	7,138	48,286
1996	North Dakota St. (30-2)	Amy Ruley	104-78	Shippensburg	Fargo, N.D.	6,534	32,172
1997	North Dakota (28-4)	Gene Roebuck	94-78	Southern Ind.	Grand Forks, N.D.	4,524	36,466
1998	North Dakota (31-1)	Gene Roebuck	92-76	Emporia St.	Pine Bluff, Ark.	2,624	26,618
1999	North Dakota (31-1)	Gene Roebuck	80-63	Arkansas Tech	Pine Bluff, Ark.	3,135	27,144
2000	Northern Ky. (32-2)	Nancy Winstel	71-62 (ot)	North Dakota St.	Pine Bluff, Ark.	1,600	22,123
2001	Cal Poly Pomona (27-3)	Paul Thomas	87-80 (ot)	North Dakota	Rochester, Minn.	3,387	25,057
2002	Cal Poly Pomona (28-4)	Paul Thomas	74-62	Southeastern Okla.	Rochester, Minn.	1,480	16,286
2003	South Dakota St. (32-3)	Aaron Johnston	65-50	Northern Ky.	St. Joseph, Mo.	2,556	55,627

Most Outstanding Player Award

- 1982 Jackie White, Cal Poly Pomona
- 1983 Paris McWhirter, Virginia Union
- 1984 Carla Eades, Central Mo. St.
- 1985 Vickie Mitchell, Cal Poly Pomona
- 1986 Debra Larsen, Cal Poly Pomona
- 1987 Joy Jeter, New Haven
- 1988 Jackie Dolberry, Hampton
- 1989 Pam Lockett, Delta St.
- 1990 Crystal Hardy, Delta St.
- 1991 Nadine Schmidt, North Dakota St.
- 1992 Leslie McKiernon, Delta St
- 1993 Nadine Schmidt, North Dakota St.
- 1994 Darci Steere, North Dakota St.
- 1995 Kasey Morlock, North Dakota St.
- 1996 Kasey Morlock, North Dakota St.
- 1997 Jaime Pudenz, North Dakota
- 1998 Jenny Crouse, North Dakota
- 1999 Jenny Crouse, North Dakota
- 2000 Michelle Cottrell, Northern Ky.
- 2001 Aprile Powell, Cal Poly Pomona
- 2002 Lauri McIntosh, Cal Poly Pomona
- 2003 Melissa Pater, South Dakota St.

All-Tournament Teams

(First player listed on each team was the outstanding player of the championship)

1982

- Jackie White, Cal Poly Pomona
- Annette Chester, Tuskegee
- Carol Welch, Cal Poly Pomona
- Brenda McLean, Oakland
- Becky Lovett, Mt. St. Mary's

1983

- Paris McWhirter, Virginia Union
- Barvenia Wooten, Virginia Union
- Jackie White, Cal Poly Pomona
- Lisa Ulmer, Cal Poly Pomona
- Carla Eades, Central Mo. St.

1984

- Carla Eades, Central Mo. St.
- Veta Williams, Virginia Union
- Janice Washington, Valdosta St.
- Rosie Jones, Central Mo. St.
- Donna Burks, Dayton

1985

- Vickie Mitchell, Cal Poly Pomona
- Kelley Fraser, Cal Poly Pomona

- Sheri Jennum, Cal Poly Pomona
- Rosie Jones, Central Mo. St.
- Anita Meadows, Mercer

1986

- Debra Larsen, Cal Poly Pomona
- Michelle McCoy, Cal Poly Pomona
- Vickie Mitchell, Cal Poly Pomona
- Janice Woods, North Dakota St.
- Pat Smykowski, North Dakota St.
- Vincene Morris, Philadelphia U.

1987

- Joy Jeter, New Haven
- Niki Bracken, Cal Poly Pomona
- Michelle McCoy, Cal Poly Pomona
- Charlene Taylor, New Haven
- Jill Halapin, Pitt.-Johnstown

1988

- Jackie Dolberry, Hampton
- Venice Frazer, Hampton
- Karen Drewry, Hampton
- Teresa Tinner, West Tex. A&M
- Kristi Kremer, North Dakota St.

1989

- Pam Lockett, Delta St.
- Jo Lynn Davis, Delta St.
- Niki Bracken, Cal Poly Pomona
- Lori Bender, Bentley
- Tammy Wilson, Central Mo. St.

1990

Crystal Hardy, Delta St.
Pam Lockett, Delta St.
Tracie Seymour, Bentley
Niki Bracken, Cal Poly Pomona
Debbie Delie, Oakland

1991

Nadine Schmidt, North Dakota St.
Jill DeVries, North Dakota St.
Jerri Wiley, Southeast Mo. St.
Sarita Wesley, Southeast Mo. St.
Kim Penwell, Bentley

1992

Leslie McKiernon, Delta St.
LaTanya Patty, Delta St.
Nadine Schmidt, North Dakota St.
Sherril Stemple, Portland St.
Jody Buck, North Dakota St.
Tracie Seymour, Bentley

1993

Nadine Schmidt, North Dakota St.
Jody Buck, North Dakota St.
Jackie Parsley, North Dakota St.
LaTanya Patty, Delta St.
Jenny Postlewaite, Michigan Tech

1994

Darci Steere, North Dakota St.
Cheryl Few, Cal St. San B'dino
Kasey Morlock, North Dakota St.
Jenni Rademacher, North Dakota St.
Kim Young, Cal St. San B'dino

1995

Kasey Morlock, North Dakota St.
Amy Towne, Mo. Western St.
Michelle Doonan, Stonehill
Kim Manifesto, Portland St.
Lori Roufs, North Dakota St.
Kristi Smith, Portland St.

1996

Kasey Morlock, North Dakota St.
Lori Roufs, North Dakota St.
Jenni Rademacher, North Dakota St.
Jennifer Clarkson, Abilene Christian
Caroline Omamo, Abilene Christian

1997

Jaime Pudenz, North Dakota
Jenny Crouse, North Dakota
Kelli Britz, North Dakota
LeeAnn Freeland, North Dakota
Eileen Weber, Southern Ind.
Jennifer Gross, UC Davis

1998

Jenny Crouse, North Dakota
Mandy Arndtson, North Dakota
Jaime Pudenz, North Dakota
Jurgita Kausaite, Emporia St.
Aneta Kausaite, Emporia St.
Jennifer Barbson, Francis Marion

1999

Jenny Crouse, North Dakota
Katie Richards, North Dakota
Jaime Pudenz, North Dakota
Khelli Mullen, Arkansas Tech
Jurgita Kausaite, Emporia St.

2000

Michelle Cottrell, Northern Ky.
Michele Tuchfarber, Northern Ky.
Jayne Boeddeker, North Dakota St.
Jayne Even, North Dakota St.
Caroline Boclair, Delta St.
Celeste Hill, Western Wash.

2001

Aprile Powell, Cal Poly Pomona
LaTasha Burnett, Cal Poly Pomona
Jenny Boll, North Dakota
Mandy Arndtson, North Dakota
Jessie Gordon, Shippensburg

2002

Lauri McIntosh, Cal Poly Pomona
Aprile Powell, Cal Poly Pomona
Brandi Robinson, Southeastern Okla.
Amanda Mortlette, Glenville St.
Tracy Wyatt, Glenville St.

2003

Melissa Pater, South Dakota St.
Heather Sieler, South Dakota St.
Sharell Snardon, Northern Ky.
Carone Harris, Central Ark.
Keri Flynn, Bentley

Individual Records

(Three-game minimum for series records and percentages)

POINTS, GAME

44—Niki Bracken, Cal Poly Pomona (103) vs. Alas. Anchorage (77), 1988; Carone Harris, Central Ark. (98) vs. Delta St. (89), 2002; Heather Garay, Cal St. Bakersfield (116) vs. Cal St. Stanislaus (106).

POINTS, SERIES

141—Brandi Robinson, Southeastern Okla., 2002 (18 vs. Washburn, 33 vs. Mo. Western St., 21 vs. St. Mary's (Tex.), 29 vs. Florida Tech, 34 vs. South Dakota St., 6 vs. Cal Poly Pomona).

FIELD GOALS, GAME

18—Niki Bracken, Cal Poly Pomona (103) vs. Alas. Anchorage (77), 1988.

FIELD GOALS, SERIES

55—Jurgita Kausaite, Emporia St., 1998 (10 vs. Central Mo. St., 15 vs. Abilene Christian, 15 vs. Shippensburg, 10 vs. Francis Marion, 5 vs. North Dakota).

HIGHEST FIELD-GOAL PERCENTAGE, GAME (Minimum 11 Made)

100%—Cathy Gooden, Cal Poly Pomona (88) vs. UC Davis (52), 1988 (11-11); LaTasha Burnett, Cal Poly Pomona (74) vs. Pace (54), 2001 (11-11).

THREE-POINT FIELD GOALS, GAME

9—Jenni Miller, Pittsburg St. (78) vs. Abilene Christian (92), 1997.

THREE-POINT FIELD GOALS, SERIES

21—Lori Bender, Bentley, 1989 (2 vs. Bridgeport, 5 vs. New Haven, 5 vs. Bloomsburg, 4 vs. Cal Poly Pomona, 5 vs. Central Mo. St.).

HIGHEST THREE-POINT FIELD-GOAL PERCENTAGE, GAME (Minimum Five Made)

85.7%—Missy Wolfe, Bentley (97) vs. Jacksonville St. (92), 1991 (6-7).

HIGHEST THREE-POINT FIELD-GOAL PERCENTAGE, SERIES (Minimum 10 Made)

59.1%—Tracie Seymour, Bentley, 1992 (13-22).

FREE THROWS MADE, GAME

17—Darcy Fralick, Lake Superior St. (98) vs. Oakland (84), 1994; Kasey Morlock, North Dakota St. (74) vs. Mo. Western St. (67), 1995; Brenda Jones-Begnauad, Ark.-Monticello (80) vs. Delta St. (68), 1998.

FREE THROWS MADE, SERIES

51—Kasey Morlock, North Dakota St., 1995 (8 vs. Minn. Duluth, 8 vs. South Dakota St., 9 vs. Oakland, 17 vs. Mo. Western St., 9 vs. Portland St.).

HIGHEST FREE-THROW PERCENTAGE, GAME (Minimum 16 Made)

100.0%—Tracy Wyatt, Glenville St. (62) vs. Cal Poly Pomona (74), 2002 (16-16).

REBOUNDS, GAME

23—Yolanda Griffith, Fla. Atlantic (74) vs. Florida Tech (86), 1993; Michelle Weakley, Bellarmine (67) vs. Wright St. (80), 1987.

REBOUNDS, SERIES

74—Kami Winger, North Dakota [16 vs. Augustana (S.D.), 17 vs. North Dakota St., 10 vs. Kennesaw St., 14 vs. Emporia St., 17 vs. Arkansas Tech], 1999

Team Records

(Three-game minimum for series records and percentages)

POINTS, GAME

123—North Dakota St. vs. North Ala. (56), 1994.

POINTS, SERIES

488—South Dakota St., 2003 (107 vs. Regis (Colo.), 77 vs. North Dakota, 87 vs. South Dakota, 83 vs. Cal St. Bakersfield, 69 vs. Bentley, 65 vs. Northern Ky.).

FIELD GOALS, GAME

51—North Dakota St. (123) vs. North Ala. (56), 1994.

FIELD GOALS, SERIES

181—North Dakota St., 1994, [31 vs. Augustana (S.D.), 32 vs. South Dak. St., 35 vs. Mo. Western St., 51 vs. North Ala., 32 vs. Cal St. San B'dino].

THREE-POINT FIELD GOALS, GAME

18—Oakland (83) vs. Southern Ind. (84), 1996.

THREE-POINT FIELD GOALS, SERIES

40—Bellarmine, 1994 (9 vs. Michigan Tech, 7 vs. Lake Superior St., 10 vs. Norfolk St., 5 vs. Cal St. San B'dino, 9 vs. North Ala.).

HIGHEST THREE-POINT FIELD-GOAL PERCENTAGE, GAME (Minimum Five Made)

77.8%—St. Anselm (82) vs. Mass.-Lowell (65), 1991 (7-9); Seattle Pacific (91) vs. UC Davis (82), 1998 (7-9); Francis Marion (85) vs. Wingate (72), 1999 (7-9); Western Wash. (71) vs. Sonoma St. (60), 2002 (7-9).

HIGHEST THREE-POINT FIELD-GOAL PERCENTAGE, SERIES (Minimum 10 Made)

58.3%—Bentley, 1992 (14-24).

FREE THROWS MADE, GAME

40—North Dakota St. (98) vs. Minn. Duluth (61), 1995.

FREE THROWS MADE, SERIES

138—Southeastern Okla., 2002 [17 vs. Washburn, 21 vs. Mo. Western St., 22 vs. St. Mary's (Tex.), 31 vs. West Fla., 24 vs. South Dakota St., 23 vs. Cal Poly Pomona].

REBOUNDS, GAME

72—North Dakota St. (89) vs. Cal St. San B'dino (56), 1994.

REBOUNDS, SERIES

298—North Dakota St., 1994 [56 vs. Augustana (S.D.), 54 vs. South Dakota St., 52 vs. Mo. Western St., 64 vs. North Ala., 72 vs. Cal St. San B'dino].

PERSONAL FOULS, GAME

36—Tuskegee (83) vs. UCF (68), 1983.

Won-Lost Records in Tournament Play

Team (Years Participated)	Yrs.	Won	Lost	Pct.	1st	2nd	3rd	4th
Abilene Christian (1985-88-89-95-96-97-98-99)	8	9	8	.529	0	0	1	0
Adelphi (1987-2002)	2	1	2	.333	0	0	0	0
Air Force (1985-90)	2	0	2	.000	0	0	0	0
Alabama A&M (1984-91-97)	3	0	3	.000	0	0	0	0
Alas. Anchorage (1986-88-89-92-2000)	5	2	5	.286	0	0	0	0
Alas. Fairbanks (2001)	1	1	1	.500	0	0	0	0
Albany St. (Ga.) (1987-89-90-96-98)	5	1	5	.167	0	0	0	0
Alderson-Broadbudds (1998)	1	0	1	.000	0	0	0	0
American Int'l (1995-96-2000-01-02)	5	5	5	.500	0	0	0	0
Angelo St. (1994-2002-03)	3	1	3	.250	0	0	0	0
Ark.-Monticello (1998)	1	2	1	.667	0	0	0	0
Arkansas Tech (1998-99-2000-01-02-03)	6	11	6	.647	0	1	0	0
Army (1984-88)	2	2	2	.500	0	0	0	0
Armstrong Atlantic (2003)	1	0	1	.000	0	0	0	0
Assumption (2000-02)	2	1	2	.333	0	0	0	0
Augusta St. (2003)	1	0	1	.000	0	0	0	0
Augustana (S.D.) (1990-91-92-93-94-97-99)	7	3	7	.300	0	0	0	0
Barry (1991-2001)	2	2	2	.500	0	0	0	0
Bellarmino (1986-87-90-91-93-94-96-97-99-03)	10	11	11	.500	0	0	0	1
Belmont Abbey (1998-99-2000-01-02)	5	1	5	.167	0	0	0	0
Bentley (1982-83-84-85-87-88-89-90-91-92-93-94-95-96-97-98-99-2000-01-02-03)	21	40	24	.625	0	1	3	3
Binghamton (1999)	1	0	1	.000	0	0	0	0
Bloomsburg (1989-90-91-92-98-2001)	6	6	6	.500	0	0	0	0
Bowie St. (1996-97-98-99)	4	4	4	.500	0	0	0	0
Bridgeport (1989-95-96)	3	1	3	.250	0	0	0	0
Bryant (1986-88-89-96)	4	0	4	.000	0	0	0	0
Butler (1983)	1	0	1	.000	0	0	0	0
C.W. Post (1983-2001)	2	1	2	.333	0	0	0	0
UC Davis (1986-88-90-91-92-93-94-95-96-97-98-99)	12	11	12	.478	0	0	1	0
UC Riverside (1993-95-96)	3	0	3	.000	0	0	0	0
Cal Poly Pomona (1982-83-84-85-86-87-88-89-90-91-92-93-97-98-99-2000-01-02)	18	46	13	.780	5	3	1	0
Cal St. Bakersfield (2001-02-03)	3	4	3	.571	0	0	0	0
Cal St. Chico (1987-88-96-2003)	4	2	4	.333	0	0	0	0
Cal St. Dom. Hills (1995-96)	2	1	2	.333	0	0	0	0
Cal St. Hayward (1989)	1	0	1	.000	0	0	0	0
Cal St. Northridge (1986-89)	2	2	2	.500	0	0	0	0
Cal St. San B'dino (1994-98)	2	5	2	.714	0	1	0	0
Cal St. Stanislaus (1990-91-2003)	3	1	3	.250	0	0	0	0
Calif. (Pa.) (2002-03)	2	5	2	.714	0	0	1	0
Cameron (2002)	1	1	1	.500	0	0	0	0
Canisius (1983)	1	1	1	.500	0	0	0	0
Carson-Newman (1995-98)	2	0	2	.000	0	0	0	0
Catawba (2001-03)	2	0	2	.000	0	0	0	0
Central Ark. (1996-2002-03)	3	6	3	.667	0	0	0	0
Central Conn. St. (1986)	1	1	1	.500	0	0	0	0
UCF (1983-84)	2	0	2	.000	0	0	0	0
Central Mo. St. (1983-84-85-86-87-88-89-90-91-93-97-98-2000)	13	18	13	.581	1	1	1	1
Central Wash. (2000-01-03)	3	0	3	.000	0	0	0	0
Chadron St. (1995)	1	0	1	.000	0	0	0	0
Chapman (1982-83-84-85)	4	4	4	.500	0	0	0	0
Charleston (W.Va.) (1998)	1	0	1	.000	0	0	0	0
Clarion (1991-92-93-94-95)	5	6	5	.545	0	0	0	0
Clark Atlanta (1982-85-86-99)	4	1	4	.200	0	0	0	0
Columbus St. (1998-2000-01-03)	4	8	4	.667	0	0	4	0
Concordia-St. Paul (2003)	1	0	1	.000	0	0	0	0
Dayton (1983-84)	2	4	2	.667	0	0	1	0
Delta St. (1986-87-88-89-90-91-92-93-95-96-97-98-99-2000-01-02)	16	38	14	.731	3	1	2	1
Denver (1993-95)	2	0	2	.000	0	0	0	0
Dist. Columbia (1988-89-95)	3	2	3	.400	0	0	0	0
Dowling (2003)	1	0	1	.000	0	0	0	0
Drury (2003)	1	2	1	.667	0	0	0	0
East Stroudsburg (1994-95)	2	1	2	.333	0	0	0	0
Edinboro (1990-92-93-97-98)	5	5	5	.500	0	0	0	0
Emporia St. (1997-98-99-2000-01-03)	6	12	6	.667	0	1	0	0
Fayetteville St. (1997-2001-03)	3	2	3	.400	0	0	0	0
Ferris St. (2000)	1	0	1	.000	0	0	0	0
Fla. Atlantic (1989-90-91-93)	4	1	4	.200	0	0	0	0
Florida Int'l (1983-86-87)	3	1	3	.250	0	0	0	0
Fla. Southern (1994-95-96-98-99-2000-01-03)	8	4	8	.333	0	0	0	0
Florida Tech (1992-93-97-2002)	4	3	4	.429	0	0	0	0
Fort Valley St. (1982-88-92-93-95-96-97-99-2000-01-02-03)	12	5	12	.294	0	0	0	0
Francis Marion (1997-98-99-2000-01)	5	8	5	.615	0	0	1	0
Franklin Pierce (1992-93-98-99)	4	1	4	.200	0	0	0	0
Gannon (1988-2000-01-02)	4	1	4	.200	0	0	0	0
Gardner-Webb (1996)	1	0	1	.000	0	0	0	0
Glenville St. (2002-03)	2	5	2	.714	0	0	1	0
GC&SU (1996-97-2002)	3	1	3	.250	0	0	0	0
Grand Canyon (1997)	1	0	1	.000	0	0	0	0
Grand Valley St. (1988-90-98-99-2003)	5	2	5	.286	0	0	0	0
Hampton (1985-86-87-88-89-91)	6	10	5	.667	1	0	1	0
Henderson St. (2003)	1	1	1	.500	0	0	0	0
High Point (1997)	1	2	1	.667	0	0	0	0

Team (Years Participated)	Yrs.	Won	Lost	Pct.	1st	2nd	3rd	4th
Hillsdale (2002-03)	2	1	2	.333	0	0	0	0
Howard Payne (1984)	1	0	1	.000	0	0	0	0
Humboldt St. (1995)	1	0	1	.000	0	0	0	0
Indiana (Pa.) (1988-99-2000)	3	2	3	.400	0	0	0	0
IPFW (1990-92-96)	3	0	3	.000	0	0	0	0
Indianapolis (1993-95-2003)	3	1	3	.250	0	0	0	0
Jacksonville St. (1988-89-90-91-93)	5	5	5	.500	0	0	0	0
Johnson Smith (1985-92)	2	0	2	.000	0	0	0	0
Keene St. (1990)	1	0	1	.000	0	0	0	0
Kennesaw St. (1997-99-2000)	3	6	3	.667	0	0	0	0
Kentucky St. (1997)	1	1	1	.500	0	0	0	0
Kutztown (1996)	1	0	1	.000	0	0	0	0
Lake Superior St. (1986-88-94-96-2002-03)	6	3	6	.333	0	0	0	0
Lander (1999-2000)	2	0	2	.000	0	0	0	0
Le Moyne (2002)	2	0	2	.000	0	0	0	0
Lewis (1984-85-98)	3	0	3	.000	0	0	0	0
Lincoln Memorial (2003)	1	0	1	.000	0	0	0	0
Livingstone (2000)	1	0	1	.000	0	0	0	0
Lock Haven (1989-90-91)	3	4	3	.571	0	0	0	0
Longwood (1995-96-97-2003)	4	2	4	.333	0	0	0	0
Mars Hill (1996-2002)	2	2	2	.500	0	0	0	0
Mass.-Lowell (1991-93-94-95-97-98-2000-03)	8	2	8	.200	0	0	0	0
Mercer (1985)	1	2	1	.667	0	0	1	0
Mercy (1985)	1	0	1	.000	0	0	0	0
Mercyhurst (1994-95)	2	2	2	.500	0	0	0	0
Merrimack (2003)	1	1	1	.500	0	0	0	0
Mesa St. (2002)	1	0	1	.000	0	0	0	0
Metro St. (1996-98)	2	0	2	.000	0	0	0	0
Michigan Tech (1991-92-93-94-95-97-98-99-2000-01)	10	10	10	.500	0	0	1	0
Midwestern St. (2001-03)	2	0	2	.000	0	0	0	0
Millersville (1984-87-99-2000-02-03)	6	5	6	.455	0	0	0	0
Minn. Duluth (1995-96-99-2000-01-03)	6	6	6	.500	0	0	0	0
Minn. St. Mankato (1986)	1	0	1	.000	0	0	0	0
Mississippi-Women (1985)	1	0	1	.000	0	0	0	0
Mo.-Rolla (1996)	1	0	1	.000	0	0	0	0
Mo.-St. Louis (2000)	1	1	1	.500	0	0	0	0
Mo. Southern St. (1993-94-96)	3	2	3	.400	0	0	0	0
Mo. Western St. (1994-95-97-98-99-2000-01-02-03)	9	9	9	.500	0	0	1	0
Mont. St.-Billings (1987-94-96-97-98-99-2000-02-03)	9	5	9	.357	0	0	0	0
Mt. St. Mary's (1982-83-84-85-86-87-88)	7	5	7	.417	0	0	1	0
Neb.-Kearney (1996-97-98-99-2000-01-02-03)	8	3	8	.273	0	0	0	0
Neb.-Omaha (1982-87-92)	3	0	3	.000	0	0	0	0
New Haven (1986-87-88-89-2003)	5	7	4	.636	1	0	0	0
Norfolk St. (1982-83-86-91-92-93-94-95)	8	9	9	.500	0	0	0	1
North Ala. (1984-85-91-94)	4	6	4	.600	0	0	1	0
North Fla. (2003)	1	3	1	.750	0	0	0	0
UNC Greensboro (1991)	1	1	1	.500	0	0	0	0
N.C. Central (1984-2001-02)	3	3	3	.500	0	0	0	0
North Dakota (1984-85-88-90-91-92-93-94-95-96-97-98-99-2000-01-02-03)	17	28	14	.667	3	1	0	0
North Dakota St. (1986-87-88-89-90-91-92-93-94-95-96-97-98-99-2000-01-03)	17	46	12	.793	5	3	1	0
Northeastern St. (2003)	1	0	1	.000	0	0	0	0
Northern Colo. (1995-96-97-98-2000)	5	2	5	.286	0	0	0	0
Northern Ky. (1982-85-86-87-88-89-91-92-99-2000-01-02-03)	13	19	12	.613	1	1	2	0
Northern Mich. (1989-91-92-95-96-97-98-99-2000-01-02)	11	12	11	.522	0	0	1	0
Northern St. (1997-98-2000)	3	2	3	.400	0	0	0	0
Northwest Mo. St. (1984-90)	2	1	2	.333	0	0	0	0
Northwest Nazarene (2003)	1	1	1	.500	0	0	0	0
Oakland (1982-83-89-90-94-95-96-97)	8	10	10	.500	0	0	0	2
Pace (1985-86-89-90-91-92-94-2000-01-02)	10	6	10	.375	0	0	0	0
Pfeiffer (2003)	1	0	1	.000	0	0	0	0
Philadelphia U. (1986-89-93-97-98-2001)	6	3	6	.333	0	0	1	0
Pittsburg St. (1992-93-95-97-98)	5	0	5	.000	0	0	0	0
Pitt.-Johnstown (1982-87-88-90-91-92-93-96-99-2001-03)	11	10	11	.476	0	0	1	0
Portland St. (1992-93-94-95-96)	5	12	5	.666	0	1	1	0
Presbyterian (1994-95-98-99-2000-02)	6	1	6	.143	0	0	0	0
Quincy (2003)	1	2	1	.667	0	0	0	0
Quinnipiac (1984-85-86)	3	3	3	.500	0	0	0	0
Regis (Colo.) (2002-03)	2	0	2	.000	0	0	0	0
Rollins (1995-96-99-2000-01-03)	6	2	6	.250	0	0	0	0
Saginaw Valley (1993-97)	2	1	2	.333	0	0	0	0
St. Anselm (1990-91-94-95-97-99)	6	4	6	.400	0	0	0	0
St. Augustine's (1992-93)	2	0	2	.000	0	0	0	0
St. Cloud St. (1983-84-85-87-88-89-90-2001)	8	8	8	.500	0	0	0	0
St. Joseph's (Ind.) (1988-89-90-92-95)	5	7	5	.583	0	0	0	0
St. Mary's (Tex.) (2002-03)	2	1	2	.333	0	0	0	0
St. Rose (1995-96-97-99-2000-01)	6	6	6	.500	0	0	0	0
St. Thomas Aquinas (2003)	1	0	1	.000	0	0	0	0
Salem Int'l (1996)	1	2	1	.667	0	0	0	0
San Fran. St. (1982-83-84-85)	4	0	4	.000	0	0	0	0
Savannah St. (1995)	1	0	1	.000	0	0	0	0
Seattle Pacific (1995-97-98-99-2000-01-02-03)	8	7	8	.467	0	0	1	0
Shaw (1989-96-2003)	3	2	3	.400	0	0	0	0
Shippensburg (1995-96-97-98-99-2000-01-02)	8	11	8	.579	0	0	1	0
Slippery Rock (1986-96-2000)	3	4	3	.571	0	0	0	0
Sonoma St. (1998-99-2002)	3	1	3	.250	0	0	0	0

Team (Years Participated)

Team (Years Participated)	Yrs.	Won	Lost	Pct.	1st	2nd	3rd	4th
S.C.-Aiken (2002)	1	0	1	.000	0	0	0	0
S.C.-Spartanburg (1993-94-95)	3	2	3	.400	0	0	0	0
South Dakota (1983-84-85-89-2003)	5	3	5	.375	0	0	0	0
South Dakota St. (1988-92-94-95-96-99-2002-03)	8	14	7	.667	1	0	1	0
Southeast Mo. St. (1983-84-86-87-88-89-90-91)	8	6	8	.429	0	1	0	0
Southeastern Okla. (2001-02)	2	5	2	.714	0	1	0	0
Southern Conn. St. (1983-2003)	2	3	2	.600	0	0	1	0
SIU Edwardsville (1998-99-2001)	3	1	3	.250	0	0	0	0
Southern Ind. (1995-96-97-98-2001-02)	6	8	6	.571	0	1	0	0
Southern N.H. (1988-90)	2	0	2	.000	0	0	0	0
Southwest Baptist (1996-98-99-2000-01)	5	3	5	.375	0	0	0	0
Southwest St. (2001-02)	2	2	2	.500	0	0	0	0
Springfield (1982)	1	1	1	.500	0	0	0	0
Stonehill (1983-85-87-88-91-92-93-94-95-96-97-98-99-2003)	14	12	15	.444	0	0	0	1
Tampa (1994-2000-03)	3	1	3	.250	0	0	0	0
Tex. A&M-Kingsville (1983-2000-01)	3	3	3	.500	0	0	0	0
Truman (1982-99)	2	2	2	.500	0	0	0	0
Tuskegee (1982-83)	2	4	2	.667	0	1	0	0
Utica (1984-85)	2	2	2	.500	0	0	0	0
Valdosta St. (1983-84-95-97)	4	4	4	.500	0	0	1	0
Virginia St. (1987-88-89-90-2002)	5	3	5	.375	0	0	0	0
Virginia Union (1982-83-84-98)	4	9	3	.750	1	1	0	0
Washburn (1991-92-93-94-95-2002-03)	7	8	7	.533	0	0	0	0
Wayne St. (Mich.)	1	0	1	.000	0	0	0	0
West Ala. (2002)	1	0	1	.000	0	0	0	0
West Chester (1997-2001-03)	3	1	3	.250	0	0	0	0
West Fla. (1998)	1	1	1	.500	0	0	0	0
West Ga. (1989-90-91-92-94)	5	2	4	.333	0	0	0	0
West Liberty St. (1997-99-2000-01-02-03)	6	1	6	.143	0	0	0	0
West Texas A&M (1987-88-89-90-91-92-95-96-97-99-2000)	11	15	11	.577	0	1	0	0
Western N.M. (1997)	1	1	1	.500	0	0	0	0
Western Wash. (1999-2000-01-02-03)	5	6	5	.546	0	0	1	0
Wingate (1994-95-96-97-99-2001)	6	8	6	.571	0	0	0	0
Wright St. (1987)	1	1	1	.500	0	0	0	0

(Note: From 1983-88 and 1998-01, no third-place game was played. Losing semifinalists are credited with third place. From 1989 through 1997, a third-place game was played.)

All-Time Results

1982 First Round: Springfield 68, Bentley 57; Tuskegee 67, Clark Atlanta 54; Chapman 49, Truman 46; Oakland 77, Northern Ky. 75; Norfolk St. 81, Pitt.-Johnstown 80 (ot); Mt. St. Mary's 71, Virginia Union 51; Fort Valley St. 75, Neb.-Omaha 74; Cal Poly Pomona 81, San Fran. St. 60. **Second Round:** Tuskegee 66, Springfield 61; Oakland 73, Chapman 61; Mt. St. Mary's 82, Norfolk St. 64; Cal Poly Pomona 95, Fort Valley St. 80. **Semifinals:** Tuskegee 88, Oakland 82; Cal Poly Pomona 71, Mt. St. Mary's 58. **Third Place:** Mt. St. Mary's 73, Oakland 62. **Championship:** Cal Poly Pomona 93, Tuskegee 74.

1983 First Round: Bentley 64, Stonehill 62; C. W. Post 60, Florida Int'l 59; Dayton 71, Butler 69; Chapman 91, San Fran. St. 64; Tuskegee 83, UCF 68; Virginia Union 78, Norfolk St. 66; Tex. A&M-Kingsville 81, South Dakota 71. **Regional Championships:** Southern Conn. St. 60, Bentley 53; Canisius 71, C. W. Post 59; Dayton 73, Oakland 72; Cal Poly Pomona 76, Chapman 64; Valdosta St. 106, Tuskegee 81; Virginia Union 88, Mt. St. Mary's 79; Central Mo. St. 71, Southeast Mo. St. 50; St. Cloud St. 74, Tex. A&M-Kingsville 57. **Quarterfinals:** Southern Conn. St. 63, Canisius 60; Cal Poly Pomona 90, Dayton 66; Virginia Union 75, Valdosta St. 65; Central Mo. St. 65, St. Cloud St. 63. **Semifinals:** Cal Poly Pomona 60, Southern Conn. St. 56; Virginia Union 75, Central Mo. St. 72. **Championship:** Virginia Union 73, Cal Poly Pomona 60.

(Note: Abilene Christian forfeited a first-round game to Southeast Missouri State.)

1984 First Round: Bentley 61, UCF 44; Virginia Union 75, N.C. Central 51; Northwest Mo. St. 81, Lewis 63; South Dakota 49, North Dakota 48; North Ala. 78, Alabama A&M 59; Utica 66, Millersville 58; Southeast Mo. St. 88, Howard Payne 50; Chapman 75, San Fran. St. 60. **Regional Championships:** Quinnipiac 71, Bentley 50; Virginia Union 59, Mt. St. Mary's 58; Dayton 97, Northwest Mo. St. 69; St. Cloud St. 66, South Dakota 55; Valdosta St. 81, North Ala. 76; Army 59, Utica 53; Central Mo. St. 76, Southeast Mo. St. 64; Chapman 69, Cal Poly Pomona 60. **Quarterfinals:** Virginia Union

72, Quinnipiac 67; Dayton 80, St. Cloud St. 56; Valdosta St. 92, Army 65; Central Mo. St. 77, Chapman 59. **Semifinals:** Virginia Union 71, Dayton 59; Central Mo. St. 74, Valdosta St. 70. **Championship:** Central Mo. St. 80, Virginia Union 73.

1985 First Round: Bentley 67, Stonehill 52; North Ala. 89, Mississippi-Women 77; Abilene Christian 82, Air Force 61; Clark Atlanta 64, Lewis 63; Utica 71, Mercy 62; Mt. St. Mary's 77, Johnson Smith 59; St. Cloud St. 66, North Dakota 46; Cal Poly Pomona 78, San Fran. St. 39. **Regional Championships:** Quinnipiac 74, Bentley 58; Mercer 90, North Ala. 86 (ot); Central Mo. St. 76, Abilene Christian 57; Northern Ky. 81, Clark Atlanta 69; Pace 66, Utica 63; Hampton 81, Mt. St. Mary's 74; St. Cloud St. 56, South Dakota 55; Cal Poly Pomona 63, Chapman 54. **Quarterfinals:** Mercer 86, Quinnipiac 76; Central Mo. St. 79, Northern Ky. 63; Hampton 90, Pace 82 (ot); Cal Poly Pomona 71, St. Cloud St. 59. **Semifinals:** Central Mo. St. 82, Mercer 79; Cal Poly Pomona 91, Hampton 51. **Championship:** Cal Poly Pomona 80, Central Mo. St. 69.

1986 First Round: Quinnipiac 62, New Haven 60; Slippery Rock 74, Pace 72; Southeast Mo. St. 80, Alas. Anchorage 65; North Dakota St. 81, Bryant 63; Bellarmine 69, Northern Ky. 52; Cal St. Northridge 68, UC Davis 57; Hampton 73, Norfolk St. 60; Delta St. 100, Clark Atlanta 54. **Regional Championships:** Central Conn. St. 87, Quinnipiac 63; Philadelphia U. 73, Slippery Rock 60; Central Mo. St. 65, Southeast Mo. St. 64; North Dakota St. 67, Minn. St. Mankato 62; Bellarmine 67, Lake Superior St. 54; Cal Poly Pomona 66, Cal St. Northridge 46; Hampton 86, Mt. St. Mary's 83; Delta St. 93, Florida Int'l 64. **Quarterfinals:** Philadelphia U. 84, Central Conn. St. 66; North Dakota St. 77, Central Mo. St. 60; Cal Poly Pomona 83, Bellarmine 49; Delta St. 82, Hampton 61. **Semifinals:** North Dakota St. 77, Philadelphia U. 61; Cal Poly Pomona 71, Delta St. 68. **Championship:** Cal Poly Pomona 70, North Dakota St. 63.

1987 First Round: Stonehill 52, Bentley 49; Mt. St. Mary's 88, Virginia St. 75; Wright St. 80, Bellarmine 67; Central Mo. St. 64, Southeast Mo. St. 62; Cal St. Chico 76, Mont. St.-Billings 67; St. Cloud St. 68, Neb.-Omaha 60; Millersville 73, Adelphi 63; Florida Int'l 76, Albany

St. (Ga.) 53. **Regional Championships:** New Haven 72, Stonehill 64; Hampton 80, Mt. St. Mary's 65; Northern Ky. 74, Wright St. 63; West Tex. A&M 67, Central Mo. St. 57; Cal Poly Pomona 56, Cal St. Chico 44; North Dakota St. 67, St. Cloud St. 65; Pitt.-Johnstown 59, Millersville 58; Delta St. 75, Florida Int'l 73 (ot). **Quarterfinals:** New Haven 65, Hampton 63; Northern Ky. 64, West Tex. A&M 55; Cal Poly Pomona 77, North Dakota St. 67; Pitt.-Johnstown 68, Delta St. 63. **Semifinals:** New Haven 77, Northern Ky. 74 (ot); Cal Poly Pomona 72, Pitt.-Johnstown 70. **Championship:** New Haven 77, Cal Poly Pomona 75.

1988 First Round: New Haven 85, Stonehill 69; Bentley 69, Southern N.H. 52; Jacksonville St. 79, Fort Valley St. 70; Delta St. 98, Bryant 65; Cal Poly Pomona 88, UC Davis 52; Alas. Anchorage 87, Cal St. Chico 71; Central Mo. St. 70, Abilene Christian 58; West Tex. A&M 64, Southeast Mo. St. 61; Pitt.-Johnstown 108, Indiana (Pa.) 55; Army 68, Gannon 53; Hampton 58, Dist. Columbia 50; Virginia St. 87, Mt. St. Mary's 72; North Dakota St. 77, St. Cloud St. 57; South Dakota St. 76, North Dakota 60; St. Joseph's (Ind.) 70, Grand Valley St. 61; Lake Superior St. 77, Northern Ky. 76 (2 ot). **Regional Championships:** New Haven 50, Bentley 49; Delta St. 64, Jacksonville St. 54; Cal Poly Pomona 103, Alas. Anchorage 77; West Tex. A&M 61, Central Mo. St. 46; Pitt.-Johnstown 71, Army 66; Hampton 73, Virginia St. 58; North Dakota St. 91, South Dakota St. 77; St. Joseph's (Ind.) 65, Lake Superior St. 63. **Quarterfinals:** Delta St. 97, New Haven 70; West Tex. A&M 73, Cal Poly Pomona 56; Hampton 80, Pitt.-Johnstown 74; North Dakota St. 87, St. Joseph's (Ind.) 74. **Semifinals:** West Tex. A&M 77, Delta St. 56; Hampton 72, North Dakota St. 63. **Championship:** Hampton 65, West Tex. A&M 48.

1989 First Round: Bloomsburg 63, Pace 61; Lock Haven 69, Philadelphia U. 63; New Haven 94, Bryant 71; Bentley 88, Bridgeport 68; Cal Poly Pomona 82, Cal St. Hayward 69; Cal St. Northridge 68, Fla. Atlantic 54; Oakland 95, Northern Ky. 93 (ot); St. Joseph's (Ind.) 84, Northern Mich. 69; Jacksonville St. 84, West Ga. 81; Delta St. 69, Albany St. (Ga.) 36; Virginia St. 101, Hampton 88; Dist. Columbia 89, Shaw 56; St. Cloud St. 91, Alas. Anchorage 89 (ot); North Dakota St. 72, South Dakota 71 (ot); West Tex. A&M 83, Southeast Mo. St. 70

(2 ot); Central Mo. St. 88, Abilene Christian 73. **Regional Championships:** Bloomsburg 64, Lock Haven 58; Bentley 76, New Haven 71; Cal Poly Pomona 83, Cal St. Northridge 82 (ot); St. Joseph's (Ind.) 80, Oakland 59; Delta St. 64, Jacksonville St. 48; Dist. Columbia 83, Virginia St. 56; St. Cloud St. 87, North Dakota St. 80; Central Mo. St. 63, West Tex. A&M 62. **Quarterfinals:** Bentley 73, Bloomsburg 68; Cal Poly Pomona 72, St. Joseph's (Ind.) 63; Delta St. 85, Dist. Columbia 53; Central Mo. St. 87, St. Cloud St. 71. **Semifinals:** Cal Poly Pomona 84, Bentley 83 (2 ot); Delta St. 94, Central Mo. St. 73. **Third Place:** Bentley 83, Central Mo. St. 81. **Championship:** Delta St. 88, Cal Poly Pomona 58.

1990 First Round: Bentley 75, Keene St. 48; St. Anselm 86, Southern N.H. 73; Fla. Atlantic 73, Virginia St. 62; Bellarmine 71, Pace 60; West Tex. A&M 62, Northwest Mo. St. 48; Central Mo. St. 79, Southeast Mo. St. 68; St. Joseph's (Ind.) 83, Grand Valley St. 72; Oakland 87, IU/PU-Ft. Wayne 83; Lock Haven 76, Pitt.-Johnstown 72; Edinboro 82, Bloomsburg 62; Jacksonville St. 77, West Ga. 66; Delta St. 74, Albany St. (Ga.) 42; North Dakota St. 91, St. Cloud St. 74; North Dakota 93, Augustana (S.D.) 78; Cal St. Stanislaus 78, UC Davis 70; Cal Poly Pomona 89, Air Force 63. **Regional Championships:** Bentley 65, St. Anselm 44; Bellarmine 62, Fla. Atlantic 55; Central Mo. St. 67, West Tex. A&M 63; Oakland 89, St. Joseph's (Ind.) 86; Lock Haven 89, Edinboro 70; Delta St. 92, Jacksonville St. 56; North Dakota 90, North Dakota St. 58; Cal Poly Pomona 59, Cal St. Stanislaus 54. **Quarterfinals:** Bentley 74, Bellarmine 69; Oakland 66, Central Mo. St. 61; Delta St. 90, Lock Haven 59; Cal Poly Pomona 67, North Dakota 64. **Semifinals:** Bentley 72, Oakland 68; Delta St. 67, Cal Poly Pomona 53. **Third Place:** Cal Poly Pomona 87, Oakland 68. **Championship:** Delta St. 77, Bentley 43.

1991 First Round: Lock Haven 75, Pitt.-Johnstown 70; Clarion 80, Bloomsburg 76; Norfolk St. 88, Pace 47; UNC Greensboro 72, Hampton 63; Cal Poly Pomona 67, Barry 64; UC Davis 64, Cal St. Stanislaus 45; West Tex. A&M 75, Washburn 51; Southeast Mo. St. 80, Central Mo. St. 65; North Dakota St. 90, Augustana (S.D.) 89; North Dakota 94, Fla. Atlantic 78; Bellarmine 84, Michigan Tech 66; Northern Mich. 67, Northern Ky. 63; Delta St. 107, Alabama A&M 90; Jacksonville St. 81, North Ala. 80; St. Anselm 82, Mass.-Lowell 65; Bentley 79, Stonehill 29. **Regional Championships:** Clarion 77, Lock Haven 70; Norfolk St. 72, UNC Greensboro 62; Cal Poly Pomona 58, UC Davis 56; Southeast Mo. St. 71, West Tex. A&M 70; North Dakota St. 81, North Dakota 59; Bellarmine 78, Northern Mich. 70; Jacksonville St. 71, Delta St. 67; Bentley 86, St. Anselm 73. **Quarterfinals:** Norfolk St. 91, Clarion 69; Southeast Mo. St. 82, Cal Poly Pomona 52; North Dakota St. 87, Bellarmine 64; Bentley 97, Jacksonville St. 92. **Semifinals:** Southeast Mo. St. 85, Norfolk St. 52; North Dakota St. 83, Bentley 76. **Third Place:** Bentley 60, Norfolk St. 58. **Championship:** North Dakota St. 81, Southeast Mo. St. 74.

1992 First Round: St. Joseph's (Ind.) 76, Michigan Tech 66; Northern Mich. 73, Northern Ky. 69; Portland St. 101, Alas. Anchorage 76; UC Davis 69, Cal Poly Pomona 49; North Dakota St. 92, South Dakota St. 58; Augustana (S.D.) 83, Neb.-Omaha 70; Washburn 82, IU/PU-Ft. Wayne 67; West Tex. A&M 76, Pittsburg St. 69; Stonehill 96, St. Augustine's 74; Bentley 73, Franklin Pierce 65; Clarion 85, Edinboro 70; Pitt.-Johnstown 93, Pace 50; North Dakota 79, Bloomsburg 50; Norfolk St. 108, Johnson Smith 71; Delta St. 97, Florida Tech 70; West Ga. 96, Fort Valley St. 68. **Regional Championships:** St. Joseph's (Ind.) 86, Northern Mich. 74; Portland St. 83, UC Davis 56; North Dakota St. 104, Augustana (S.D.) 69; Washburn 56, West Tex. A&M 54; Bentley 68, Stonehill 60; Pitt.-Johnstown 75, Clarion 73; North Dakota 63, Norfolk St. 48; Delta St. 73, West Ga. 53. **Quarterfinals:** Portland St. 83, St. Joseph's (Ind.) 62; North Dakota St. 79, Washburn 51; Bentley 90, Pitt.-Johnstown 73; Delta St. 63, North Dakota 55. **Semifinals:** North Dakota St. 93, Portland St. 59; Delta St. 68, Bentley 66. **Third Place:** Portland St. 72, Bentley 69. **Championship:** Delta St. 65, North Dakota St. 63.

1993 First Round: Bentley 71, Franklin Pierce 46; Mass.-Lowell 84, Stonehill 78; Norfolk St. 90, Fort Valley

St. 76; S.C.-Spartanburg 71, St. Augustine's 69; North Dakota St. 92, Denver 77; Augustana (S.D.) 79, North Dakota 67; Cal Poly Pomona 62, UC Riverside 49; Portland St. 64, UC Davis 61; Clarion 67, Philadelphia U. 64; Pitt.-Johnstown 88, Edinboro 76 (ot); Florida Tech 86, Fla. Atlantic 74; Delta St. 90, Jacksonville St. 61; Mo. Southern St. 82, Pittsburg St. 67; Washburn 77, Central Mo. St. 67; Saginaw Valley 81, Indianapolis 76; Michigan Tech 92, Bellarmine 73. **Regional Championships:** Bentley 68, Mass.-Lowell 60; Norfolk St. 75, S.C.-Spartanburg 68; North Dakota St. 91, Augustana (S.D.) 82; Cal Poly Pomona 59, Portland St. 51; Pitt.-Johnstown 70, Clarion 64; Delta St. 75, Florida Tech 51; Washburn 75, Mo. Southern St. 62; Michigan Tech 77, Saginaw Valley 58. **Quarterfinals:** Bentley 84, Norfolk St. 66; North Dakota St. 91, Cal Poly Pomona 55; Delta St. 96, Pitt.-Johnstown 63; Michigan Tech 78, Washburn 77 (ot). **Semifinals:** Delta St. 71, Michigan Tech 67; North Dakota St. 79, Bentley 57. **Third Place:** Michigan Tech 74, Bentley 60. **Championship:** North Dakota St. 95, Delta St. 63.

1994 First Round: West Ga. 103, Fla. Southern 74; North Ala. 92, Tampa 83; Pace 78, East Stroudsburg 51; Clarion 87, Mercyhurst 76; South Dakota St. 61, North Dakota 51; North Dakota St. 82, Augustana (S.D.) 59; Mo. Western St. 66, Washburn 62; Mo. Southern St. 75, Angelo St. 72 (ot); Cal St. San B'dino 85, UC Davis 62; Portland St. 90, Mont. St.-Billings 54; Stonehill 96, St. Anselm 89; Bentley 76, Mass.-Lowell 63; Norfolk St. 82, S.C.-Spartanburg 66; Wingate 64, Presbyterian 63; Bellarmine 59, Michigan Tech 54; Lake Superior St. 98, Oakland 84. **Regional Championships:** North Ala. 64, West Ga. 63; Clarion 71, Pace 67; North Dakota St. 82, South Dakota St. 52; Mo. Western St. 75, Mo. Southern St. 73; Cal St. San B'dino 79, Portland St. 69; Stonehill 81, Bentley 64; Norfolk St. 83, Wingate 80 (ot); Bellarmine 77, Lake Superior St. 74. **Quarterfinals:** North Ala. 75, Clarion 69; North Dakota St. 91, Mo. Western St. 74; Cal St. San B'dino 82, Stonehill 71; Bellarmine 92, Norfolk St. 80. **Semifinals:** North Dakota St. 123, North Ala. 56; Cal St. San B'dino 77, Bellarmine 55. **Third Place:** North Ala. 79, Bellarmine 75. **Championship:** North Dakota St. 89, Cal St. San B'dino 56.

1995 First Round: Cal St. Dom. Hills 57, UC Riverside 53; Seattle Pacific 99, Humboldt St. 88; Wingate 77, Carson-Newman 64; Longwood 78, Presbyterian 72; Shippensburg 87, Dist. Columbia 81 (ot); East Stroudsburg 80, Clarion 66; American Int'l 78, Mass.-Lowell 66; Bentley 72, Bridgeport 62; South Dakota St. 95, Denver 59; Minn. Duluth 77, Northern Colo. 72; Oakland 86, St. Joseph's (Ind.) 78; Northern Mich. 91, Indianapolis 71; Delta St. 89, Savannah St. 67; Fort Valley St. 75, Rollins 55; West Tex. A&M 86, Chadron St. 75; Abilene Christian 99, Pittsburg St. 93. **Regional Semifinals:** UC Davis 52, Cal St. Dom. Hills 42; Portland St. 86, Seattle Pacific 75; Wingate 70, Norfolk St. 68; S.C.-Spartanburg 73, Longwood 53; Mercyhurst 73, Shippensburg 68; St. Rose 85, East Stroudsburg 75; Stonehill 80, American Int'l 60; St. Anselm 79, Bentley 74 (ot); South Dakota St. 78, North Dakota 75; North Dakota St. 98, Minn. Duluth 61; Oakland 88, Southern Ind. 69; Michigan Tech 68, Northern Mich. 55; Valdosta St. 80, Delta St. 75; Fla. Southern 82, Fort Valley St. 75 (ot); Washburn 69, West Tex. A&M 60; Mo. Western St. 79, Abilene Christian 71. **Regional Championships:** Portland St. 82, UC Davis 71; Wingate 82, S.C.-Spartanburg 63; Mercyhurst 55, St. Rose 53; Stonehill 83, St. Anselm 69; North Dakota St. 82, South Dakota St. 68; Oakland 60, Michigan Tech 56; Fla. Southern 77, Valdosta St. 73; Mo. Western St. 73, Washburn 57. **Quarterfinals:** Portland St. 82, Wingate 69; Stonehill 80, Mercyhurst 78; North Dakota St. 87, Oakland 61; Mo. Western St. 79, Fla. Southern 77. **Semifinals:** Portland St. 75, Stonehill 59; North Dakota St. 74, Mo. Western St. 67. **Third Place:** Mo. Western St. 76, Stonehill 66. **Championship:** North Dakota St. 98, Portland St. 85.

1996 First Round: Pitt.-Johnstown 63, Kutztown 62; Salem-Teikyo 86, Longwood 55; Bowie St. 74, Georgia Col. 59; Wingate 84, Gardner-Webb 78; Neb.-Kearney 83, Mo.-Rolla 60; West Tex. A&M 64, Southwest Baptist 62; Southern Ind. 84, Oakland 83; Lake Superior St. 79, IU/PU-Ft. Wayne 71; Central Ark. 68, Fort Valley St. 55;

Albany St. (Ga.) 63, Rollins 62; St. Rose 77, American Int'l 61; Bridgeport 82, Bryant 79; North Dakota 71, Metro St. 47; Minn. Duluth 65, Northern Colo. 60; Cal St. Chico 68, UC Riverside 59; Mont. St.-Billings 67, Cal St. Dom. Hills 57. **Regional Semifinals:** Shippensburg 87, Pitt.-Johnstown 77; Salem-Teikyo 65, Slippery Rock 52; Bowie St. 70, Shaw 61; Wingate 66, Mars Hill 56; Abilene Christian 81, Neb.-Kearney 58; West Tex. A&M 71, Mo. Southern St. 59; Bellarmine 89, Southern Ind. 80; Northern Mich. 64, Lake Superior St. 53; Fla. Southern 97, Central Ark. 93; Delta St. 99, Albany St. (Ga.) 67; St. Rose 68, Stonehill 60; Bentley 87, Bridgeport 71; North Dakota 68, South Dakota St. 55; North Dakota St. 72, Minn. Duluth 52; UC Davis 80, Cal St. Chico 52; Portland St. 83, Mont. St.-Billings 73. **Regional Championships:** Shippensburg 79, Salem-Teikyo 68; Wingate 85, Bowie St. 56; Abilene Christian 66, West Tex. A&M 39; Northern Mich. 84, Bellarmine 55; Delta St. 96, Fla. Southern 78; Bentley 63, St. Rose 58; North Dakota St. 89, North Dakota 77; Portland St. 70, UC Davis 66. **Quarterfinals:** Shippensburg 78, Wingate 64; Abilene Christian 81, Northern Mich. 76; Delta St. 86, Bentley 69; North Dakota St. 91, Portland St. 65. **Semifinals:** Shippensburg 84, Abilene Christian 81; North Dakota St. 93, Delta St. 72. **Third Place:** Abilene Christian 83, Delta St. 65. **Championship:** North Dakota St. 104, Shippensburg 78.

1997 First Round: Fort Valley St. 70, Valdosta St. 58; Kentucky St. 78, Alabama A&M 63; Michigan Tech 83, Bellarmine 80 (ot); Oakland 83, Saginaw Valley 72; Emporia St. 54, Central Mo. St. 51; Abilene Christian 92, Pittsburg St. 78; Cal Poly Pomona 69, Mont. St.-Billings 67; Western N.M. 80, Grand Canyon 68; Mass.-Lowell 65, St. Anselm 64; Stonehill 65, Philadelphia U. 50; Fayetteville St. 85, Francis Marion 83; GC&SU 96, Wingate 88; Edinboro 87, West Liberty St. 75; High Point 80, Longwood 64; Northern St. 68, Augustana (S.D.) 65; Neb.-Kearney 82, Northern Colo. 76 (ot). **Regional Semifinals:** Fort Valley St. 67, Florida Tech 59; Delta St. 83, Kentucky St. 61; Southern Ind. 66, Michigan Tech 48; Northern Mich. 66, Oakland 56; West Tex. A&M 77, Emporia St. 76 (ot); Mo. Western St. 75, Abilene Christian 71; UC Davis 79, Cal Poly Pomona 52; Seattle Pacific 106, Western N.M. 85; Bentley 72, Mass.-Lowell 57; Stonehill 77, St. Rose 60; Kennesaw St. 99, Fayetteville St. 65; Bowie St. 75, GC&SU 63; Edinboro 64, West Chester 56; High Point 71, Shippensburg 53; North Dakota 88, Northern St. 76; North Dakota St. 76, Neb.-Kearney 65. **Regional Championships:** Delta St. 81, Fort Valley St. 58; Southern Ind. 78, Northern Mich. 67; West Tex. A&M 92, Mo. Western St. 72; UC Davis 74, Seattle Pacific 69; Bentley 52, Stonehill 41; Kennesaw St. 74, Bowie St. 68; Edinboro 70, High Point 68; North Dakota 73, North Dakota St. 66. **Quarterfinals:** Southern Ind. 70, Delta St. 55; UC Davis 73, West Tex. A&M 70; Bentley 55, Kennesaw St. 48; North Dakota 81, Edinboro 46. **Semifinals:** Southern Ind. 70, UC Davis 62; North Dakota 70, Bentley 48. **Third Place:** UC Davis 76, Bentley 61. **Championship:** North Dakota 94, Southern Ind. 78.

1998 First Round: Cal St. San B'dino 54, Sonoma St. 50; UC Davis 72, Cal Poly Pomona 61; Michigan Tech 60, SIU Edwardsville 47; Grand Valley St. 73, Lewis 58; Northern Colo. 74, Metro St. 64; Northern St. 76, North Dakota St. 73; Philadelphia U. 63, Stonehill 59; Franklin Pierce 57, Mass.-Lowell 48; Columbus St. 92, Carson-Newman 77; Presbyterian 74, Virginia Union 65; West Fla. 70, Albany St. (Ga.) 64; Ark.-Monticello 80, Delta St. 68; Bloomsburg 74, Belmont-Abbey 68; Edinboro 81, Charleston (W.Va.) 73; Abilene Christian 92, Southwest Baptist 82; Central Mo. St. 69, Pittsburg St. 56. **Regional Semifinals:** Seattle Pacific 79, Cal St. San B'dino 72; UC Davis 69, Mont. St.-Billings 66; Michigan Tech 94, Southern Ind. 92 (2 ot); Northern Mich. 80, Grand Valley St. 69; North Dakota 96, Northern Colo. 68; Neb.-Kearney 81, Northern St. 78 (ot); St. Rose 102, Philadelphia U. 67; Bentley 77, Franklin Pierce 43; Francis Marion 77, Columbus St. 74; Bowie St. 63, Presbyterian 59; Arkansas Tech 75, West Fla. 53; Ark.-Monticello 77, Fla. Southern 75; Bloomsburg 86, Alderson-Broadus 81; Shippensburg 88, Edinboro 78; Abilene Christian 86, Mo. Western St. 83 (ot); Emporia St. 77, Central Mo. St. 49. **Regional**

Championships: Seattle Pacific 91, UC Davis 82 (ot); Northern Mich. 74, Michigan Tech 58; North Dakota 79, Neb.-Kearney 68; Bentley 50, St. Rose 49; Francis Marion 62, Bowie St. 52; Arkansas Tech 84, Ark.-Monticello 53; Shippensburg 91, Bloomsburg 62; Emporia St. 95, Abilene Christian 64. **Quarterfinals:** Northern Mich. 86, Seattle Pacific 57; North Dakota 71, Bentley 56; Francis Marion 69, Arkansas Tech 61 (ot); Emporia St. 122, Shippensburg 84. **Semifinals:** North Dakota 79, Northern Mich. 69; Emporia St. 90, Francis Marion 75. **Championship:** North Dakota 92, Emporia St. 76.

1999 First Round: Augustana (S.D.) 66, South Dakota St. 62; Minn. Duluth 66, Neb.-Kearney 65 (ot); Wingate 77, Presbyterian 76; Kennesaw St. 69, Lander 39; West Tex. A&M 68, Southwest Baptist 65; Truman 94, Abilene Christian 79; St. Anselm 59, Franklin Pierce 51; Stonehill 65, Binghamton 64; Western Wash. 77, Seattle Pacific 69 (ot); Cal Poly Pomona 53, Sonoma St. 50; Delta St. 88, Clark Atlanta 69; Arkansas Tech 62, Fla. Southern 59; Belmont Abbey 77, West Liberty St. 64; Millersville 75, Pitt.-Johnstown 71; SIU Edwardsville 67, Northern Mich. 61; Grand Valley St. 70, Bellarmine 57.

Regional Semifinals: North Dakota 84, Augustana (S.D.) 62; North Dakota St. 61, Minn. Duluth 50; Francis Marion 85, Wingate 72; Kennesaw St. 81, Bowie St. 70; Emporia St. 99, West Tex. A&M 61; Truman 78, Mo. Western St. 68; Bentley 64, St. Anselm 57; St. Rose 60, Stonehill 37; Mont. St.-Billings 70, Western Wash. 48; UC Davis 67, Cal Poly Pomona 59; Fort Valley St. 81, Delta St. 68; Arkansas Tech 79, Rollins 64; Shippensburg 86, Belmont Abbey 62; Indiana (Pa.) 69, Millersville 59; Michigan Tech 87, SIU Edwardsville 73; Northern Ky. 85, Grand Valley St. 67. **Regional Championships:** North Dakota 83, North Dakota St. 60; Kennesaw St. 76, Francis Marion 72; Emporia St. 110, Truman 93; Bentley 54, St. Rose 48; Mont. St.-Billings 70, UC Davis 62; Arkansas Tech 63, Fort Valley St. 52; Indiana (Pa.) 85, Shippensburg 75; Northern Ky. 65, Michigan Tech 63. **Quarterfinals:** North Dakota 96, Kennesaw St. 69; Emporia St. 99, Bentley 72; Arkansas Tech 68, Mont. St.-Billings 56; Northern Ky. 75, Indiana (Pa.) 67. **Semifinals:** North Dakota 87, Emporia St. 81; Arkansas Tech 62, Northern Ky. 57. **Championship:** North Dakota 80, Arkansas Tech 63.

2000 First Round: Mo. Western St. 85, Central Mo. St. 75; Southwest Baptist 68, West Tex. A&M 56; Francis Marion 76, Lander 66; Kennesaw St. 77, Livingstone 62; Minn. Duluth 82, Northern St. 67; Northern Colo. 81, Neb.-Kearney 79; Fla. Southern 70, Tampa 68 (ot); Rollins 79, Fort Valley St. 69; Slippery Rock 93, Belmont Abbey 77; Millersville 64, West Liberty St. 63; Mont. St.-Billings 79, Seattle Pacific 64; Alas. Anchorage 76, Central Wash. 58; Assumption 80, Pace 74; American Int'l 65, Mass.-Lowell 54; Michigan Tech 68, Gannon 47; Mo.-St. Louis 90, Ferris St. 77. **Regional Semifinals:** Emporia St. 78, Mo. Western St. 66; Southwest Baptist 80, Tex. A&M-Kingsville 76; Francis Marion 82, Presbyterian 79; Columbus St. 82, Kennesaw St. 72; North Dakota St. 77, Minn. Duluth 72; North Dakota 82, Northern Colo. 67;

Delta St. 66, Fla. Southern 54; Rollins 67, Arkansas Tech 54; Millersville 75, Indiana (Pa.) 73 (2 ot); Slippery Rock 74, Shippensburg 65; Western Wash. 78, Alas. Anchorage 59; Cal Poly Pomona 76, Mont. St.-Billings 63; St. Rose 88, Assumption 69; Bentley 68, American Int'l 59; Northern Ky. 60, Michigan Tech 59; Northern Mich. 97, Mo.-St. Louis 73. **Regional Championships:** Emporia St. 96, Southwest Baptist 59; Columbus St. 101, Francis Marion 99; North Dakota St. 92, North Dakota 72; Delta St. 74, Rollins 44; Slippery Rock 65, Millersville 45; Western Wash. 84, Cal Poly Pomona 66; St. Rose 82, Bentley 72; Northern Ky. 77, Northern Mich. 70. **Quarterfinals:** Columbus St. 76, Emporia St. 67; North Dakota St. 71, Delta St. 64; Western Wash. 84, Slippery Rock 67; Northern Ky. 60, St. Rose 50. **Semifinals:** North Dakota St. 72, Columbus St. 56; Northern Ky. 80, Western Wash. 74. **Championship:** Northern Ky. 71, North Dakota St. 62 (ot).

2001 First Round: Arkansas Tech 78, Fort Valley St. 41; Barry 76, Fla. Southern 69; Pitt.-Johnstown 90, West Liberty St. 84; Bloomsburg 86, Belmont Abbey 80; St. Cloud St. 80, Southwest St. 74; Minn. Duluth 81, North Dakota St. 73; Mo. Western St. 69, Southeastern Okla. 67; Southwest Baptist 70, Midwestern St. 60; Western Wash. 74, Central Wash. 66; Alas. Fairbanks 86, Cal St. Bakersfield 75; American Int'l 78, C.W. Post 62; Pace 76, Philadelphia U. 63; N.C. Central 81, Wingate 67; Francis Marion 69, Fayetteville St. 61; Northern Mich. 65, SIU Edwardsville 58; Gannon 73, Northern Ky. 64. **Regional Semifinals:** Delta St. 67, Arkansas Tech 62; Barry 74, Rollins 67; Shippensburg 80, Pitt.-Johnstown 70; Bloomsburg 91, West Chester 87; North Dakota 76, St. Cloud St. 63; Minn. Duluth 61, Neb.-Kearney 57; Emporia St. 76, Mo. Western St. 58; Tex. A&M-Kingsville 69, Southwest Baptist 61; Cal Poly Pomona 91, Western Wash. 85; Seattle Pacific 84, Alas. Fairbanks 75; Bentley 76, American Int'l 62; Pace 67, St. Rose 60; Columbus St. 71, N.C. Central 69; Francis Marion 80, Catawba 64; Northern Mich. 76, Michigan Tech 63; Southern Indiana 84, Gannon 79. **Regional Championships:** Delta St. 86, Barry 62; Shippensburg 76, Bloomsburg 75; North Dakota 71, Minn. Duluth 56; Tex. A&M-Kingsville 71, Emporia St. 69; Cal Poly Pomona 63, Seattle Pacific 62; Pace 86, Bentley 75; Columbus St. 75, Francis Marion 71; Southern Indiana 86, Northern Mich. 77. **Quarterfinals:** Shippensburg 70, Delta St. 65; North Dakota 88, Tex. A&M-Kingsville 60; Cal Poly Pomona 74, Pace 54; Columbus St. 79, Southern Indiana 73. **Semifinals:** North Dakota 76, Shippensburg 67; Cal Poly Pomona 80, Columbus St. 72. **Championship:** Cal Poly Pomona 87, North Dakota 80 (ot).

2002 First Round: Cal St. Bakersfield 96, Seattle Pacific 84; Sonoma St. 67, Montana St.-Billings 55; Virginia St. 65, Presbyterian 56; N.C. Central 74, GC&SU 62; Millersville 84, Belmont Abbey 70; West Liberty St. 82, Shippensburg 72; Pace 67, Assumption 59; Bentley 65, Le Moyne 54; South Dakota St. 91, Regis (Colo.) 76; Southwest St. 67, Neb.-Kearney 57; Hillsdale 77, Gannon 59; Northern Ky. 73, Northern Mich. 60; Central Ark. 68, West Ala. 65; Arkansas Tech 68, Fort Valley St. 64; Southeastern Okla. 63, Washburn 50; Cameron 80, Angelo St. 73. **Regional Semifinals:** Cal Poly Pomona 65, Cal St. Bakersfield 61; Western Wash. 71, Sonoma St. 60; Mars Hill 79, Virginia

St. 68; N.C. Central 79, S.C.-Aiken 62; Glenville St. 64, Millersville 42; Calif. (Pa.) 76, West Liberty St. 49; American Int'l 57, Pace 53; Adelphi 58, Bentley 50; South Dakota St. 76, Mesa St. 63; Southwest St. 66, North Dakota 57; Southern Ind. 84, Hillsdale 63; Northern Ky. 71, Lake Superior St. 62; Central Ark. 98, Delta St. 89; Florida Tech 61, Arkansas Tech 57; Southeastern Okla. 81, Mo. Western St. 76; St. Mary's (Tex.) 64, Cameron 61. **Regional Championships:** Cal Poly Pomona 71, Western Wash. 70; Mars Hill 69, N.C. Central 64; Glenville St. 78, Calif. (Pa.) 58; American Int'l 61, Adelphi 57; South Dakota St. 62, Southwest St. 50; Northern Ky. 69, Southern Ind. 66; Florida Tech 71, Central Ark. 64; Southeastern Okla. 76, St. Mary's (Tex.) 70. **Quarterfinals:** Cal Poly Pomona 88, Mars Hill 69; South Dakota St. 68, Northern Ky. 67; Glenville St. 94, American Int'l 86 (2ot); Southeastern Okla. 84, Florida Tech 68. **Semifinals:** Cal Poly Pomona 74, Glenville St. 62; Southeastern Oklahoma 77, South Dakota St. 67. **Championship:** Cal Poly Pomona 74, Southeastern Okla. 62.

2003 First Round: Calif. (Pa.) 73, Millersville 58; West Chester 76, Pfeiffer 73; Longwood 77, West Liberty St. 63; Glenville St. 70, Pitt.-Johnstown 56; Shaw 89, Lenoir-Rhyne 69; Fayetteville St. 80, Catawba 72; Columbus St. 68, Augusta St. 59; North Fla. 65, Armstrong Atlantic 64; Washburn 67, Midwestern St. 56; Emporia St. 68, Mo. Western St. 60; Drury 73, Northeastern St. 63; Angelo St. 81, St. Mary's (Tex.) 65; Indianapolis 91, Wayne St. (Mich.) 83; Northern Ky. 69, Grand Valley St. 63; Quincy 94, Lake Superior St. 85; Bellarmine 72, Hillsdale 71; Arkansas Tech 64, Lincoln Memorial 50; Tampa 62, Fla. Southern 55; Central Ark. 74, Rollins 55; Henderson St. 82, Fort Valley St. 66; Bentley 92, New Haven 65; Merrimack 88, Dowling 73; Stonehill 83, St. Thomas Aquinas 49; Southern Conn. St. 66, Mass.-Lowell 63; South Dakota St. 107, Regis (Colo.) 71; North Dakota 70, Minn. Duluth 63; North Dakota St. 76, Neb.-Kearney 69; South Dakota 83, Concordia-St. Paul 68; Seattle Pacific 81, Cal St. Chico 70; Mont. St.-Billings 91, Central Wash. 69; Northwest Nazarene 83, Western Wash. 79; Cal St. Bakersfield 116, Cal St. Stanislaus 106 (ot). **Regional Semifinals:** Calif. (Pa.) 62, West Chester 58; Glenville St. 63, Longwood 51; Shaw 67, Fayetteville St. 49; North Fla. 57, Columbus St. 56; Washburn 66, Emporia St. 60; Drury 63, Angelo St. 56; Northern Ky. 66, Indianapolis 57; Quincy 101, Bellarmine 93; Arkansas Tech 55, Tampa 43; Central Ark. 59, Henderson St. 58; Bentley 71, Merrimack 43; Stonehill 57, Southern Conn. St. 49; South Dakota 84, North Dakota St. 61; South Dakota St. 77, North Dakota 56; Seattle Pacific 86, Mont. St.-Billings 70; Cal St. Bakersfield 103, Northwest Nazarene 84. **Regional Championships:** Calif. (Pa.) 76, Glenville St. 67; North Fla. 71, Shaw 58; Washburn 87, Drury 71; Northern Ky. 64, Quincy 61; Central Ark. 68, Arkansas Tech 54; Bentley 66, Stonehill 44; South Dakota St. 87, South Dakota 63; Cal St. Bakersfield 85, Seattle Pacific 80. **Quarterfinals:** Calif. (Pa.) 76, North Fla. 62; Northern Ky. 65, Washburn 53; Bentley 80, Central Ark. 69; South Dakota St. 83, Cal St. Bakersfield 62. **Semifinals:** Northern Ky. 45, Calif. (Pa.) 43; South Dakota St. 69, Bentley 62. **Championship:** South Dakota St. 65, Northern Ky. 50.

Basketball

DIVISION III



Photo by Marilyn Cutler/NCAA Photos

Allison Wooley (left) of Trinity (Texas) drives for the clinching basket in the title game.

2003 Championship

Edited by: Heather Perry

Highlights

Texas Title: Trinity (Texas) built a 17-point advantage over Eastern Connecticut State in the title game but needed a last-second shot to claim its first crown March 22 at Rose-Hulman.

Allison Wooley, who was named the tournament's most outstanding player, hit the game-winning jump shot with 11 seconds remaining for the 60-58 victory.

All-Tournament Team: Wooley was joined on the all-tournament team by teammate Megan Selmon. Allison Coleman was honored from Eastern Connecticut State, along with Rochester's Kelly Wescott and Wisconsin-Eau Claire's Kristi Channing.

TOURNAMENT SCORING LEADERS

Player, Team	G	FG	FGA	Pct.	FTM	FTA	Pct.	Rb.	Avg.	Ast.	Pts.	Avg.
Christina Vouriotis, Messiah.....	4	31	54	.574	21	27	.778	25	6.3	8	88	22.0*
Allison Coleman, Eastern Conn. St. ...	6	47*	119*	.395	14	25	.560	73*	12.2*	30*	121*	20.2
Amie Kretzing, Messiah.....	4	26	53	.491	9	10	.900	6	1.5	19	79	19.8
Stephanie Cleary, Ithaca.....	3	20	52	.385	12	14	.857	12	4.0	9	59	19.7
Kristi Channing, Wis.-Eau Claire.....	6	36	74	.486	35*	47*	.745	30	5.0	11	109	18.2
Jennie Swatling, Ithaca.....	3	19	44	.432	9	12	.750	25	8.3	9	53	17.7
Hallie Hutchens, Washington.....	3	24	39	.615*	3	5	.600	20	6.7	1	51	17.0
Kristi Royer, Bowdoin.....	3	19	40	.475	9	12	.750	17	5.7	3	49	16.3
Amanda Kerkstra, Hope.....	4	25	50	.500	14	21	.667	36	9.0	4	64	16.0
Kelly Wescott, Rochester.....	5	27	55	.491	23	32	.719	50	10.0	8	77	15.4
Megan Selmon, Trinity (Tex.).....	5	29	54	.537	17	21	.810	40	8.0	17	75	15.0

*Departmental leader (min. three games). Other leaders: FT pct. (min. 2.5 made per game)—1.000, Colleen Corey, Hope (10-10); Rebound avg.—12.2, Allison Coleman, Eastern Conn. St., Brooke Wozniak, Wis. Eau Claire; 3-pt. FG—18, Amie Kretzing, Messiah; 3-pt. FGA—39, Coleman, Eastern Conn. St; 3-pt FG Pct. (min 1.5 made per game)—.563, Kretzing, Messiah.

Results

(Note: Statistics after each name are field goals and field goal attempts, free throws made and free-throw attempts, rebounds and total points.)

FIRST ROUND

MARCH 5

AT GWYNEDD VALLEY, PENNSYLVANIA

Rutgers-Camden 63, Gwynedd-Mercy 48

Rutgers-Camden: Carmen Zimmitt 1-4, 0-0, 2, 3; Allison Cooney 0-3, 1-3, 2, 1; Cheryl Kulesea 7-12, 16-18, 13, 30; Joy Silver 5-17, 0-2, 14, 10; Erin James 1-8, 1-2, 2, 4; Amy Dick 1-3, 2-2, 2, 5; Karen Carter 0-2, 0-0, 2, 0; Megan Rulon 5-10, 0-0, 12, 10; Dolores Hiller 0-0, 0-0, 1, 0; Lisa Geiger 0-0, 0-0, 0, 0; Crystal Lucas 0-0, 0-0, 1, 0; Tanishia Greene 0-0, 0-0, 0, 0. TOTALS: 20-59, 20-27, 57 (6 team), 63.

Gwynedd-Mercy: Kathy Snell 4-12, 1-2, 5, 10; Alexis Boyle 0-6, 0-1, 5, 0; Kelly Olinger 1-4, 2-2, 5, 4; Colleen Carr 3-14, 0-0, 4, 6; Tracey Kent 1-5, 2-2, 2, 4; Kristen Cairns 2-5, 0-1, 1, 4; Candice Ober 1-2, 0-0, 3, 2; Gina Morano 6-16, 0-4, 6, 12; Jillian Bechtel 2-5, 0-0, 3, 4; Ashlee Harrison 1-3, 0-0, 0, 2. TOTALS: 21-72, 5-12, 41 (7 team), 48.

Halftime: Gwynedd-Mercy 33, Rutgers-Camden 25. Three-

point field goals: Rutgers-Camden 3-11 (Zimmitt 1-2, Kulesea 0-1, James 1-3, Dick 1-3, Carter 0-1, Rulon 0-1); Gwynedd-Mercy 1-10 (Snell 1-4, Carr 0-5, Harrison 0-1). Disqualifications: James, Carr. Officials: Sheilah Collins, Mike Organki, Phil Wingert. Attendance: 350.

AT BALTIMORE

Johns Hopkins 75, Hunter 50

Hunter: Vana Loukissas 2-6, 1-2, 4, 5; Jen Rogers 2-11, 0-0, 2, 5; Tania Blanco 6-10, 1-2, 8, 13; Jezel Rodriguez 1-9, 0-1, 5, 2; Leza Tazama 0-0, 0-0, 0, 0; Michelle Apostol 0-3, 1-2, 2, 1; Jessica Proscia 3-8, 3-4, 11, 9; Jen Czirr 1-5, 0-0, 3, 2; Jen Chico Ithier 1-3, 6-6, 3, 8; Jen Agosto 2-5, 0-0, 1, 5. TOTALS: 18-60, 12-17, 43 (4 team), 50.

Johns Hopkins: Ashanna Randall 5-9, 3-4, 8, 13; Trista Snyder 5-9, 2-2, 3, 12; Kathy Darling 9-12, 0-5, 9, 18; Ashley Shepler 0-4, 0-0, 3, 0; Ashley Felix 1-3, 2-2, 2, 4; Maureen Myers 2-8, 4-4, 0, 9; Jenn Trapp 0-1, 0-0, 0, 0; Katie O'Malley 0-2, 0-0, 1, 0; Alissa Burkholder 3-8, 0-0, 4, 7; Amanda Leese 3-4, 0-0, 8, 6; Diana Miller 3-7, 0-0, 1, 6; Aislyn Nelson 0-0, 0-0, 0, 0. TOTALS: 31-67, 11-17, 42 (3 team), 75.

Halftime: Johns Hopkins 40, Hunter 24. Three-point field goals: Hunter 2-10 (Rogers 1-5, Apostol 0-1, Agosto 1-4); Johns Hopkins 2-11 (Snyder 0-1, Shepler 0-3, Myers 1-2, Trapp 0-1, O'Malley 0-1, Burkholder 1-3). Officials: Lindy McQuown, John Crossan, Joe Dembik. Attendance: 254.

AT GRANTHAM, PENNSYLVANIA

Messiah 84, Hood 46

Hood: Crystal Griner 3-12, 1-1, 6, 8; Melissa Kolb 5-18, 4-5, 7, 14; Michelle Manella 0-1, 0-0, 1, 0; Danielle Allen 6-14, 1-4, 13, 13; Mandy Fischer 3-5, 0-1, 1, 9; Tammy McElroy 0-0, 0-0, 1, 0; Roxanne Koppenhaver 1-4, 0-0, 6, 2; Nicole Beall 0-1, 0-3, 1, 0; Jackie Harris 0-1, 0-0, 0, 0; Sarah Hickey 0-0, 0-3, 0, 0. TOTALS: 18-56, 6-18, 40 (4 team), 46.

Messiah: Amie Kretzing 7-14, 0-0, 0, 20; Kristin Sassaman 3-6, 0-0, 2, 9; Jess Unick 0-2, 2-2, 3, 2; Heidi Marks 3-4, 0-2, 2, 6; Christina Vouriotis 7-10, 2-3, 7, 17; Amy Murray 1-2, 0-0, 1, 3; Eli Cook 2-4, 0-0, 3, 4; Marita Rydell 2-4, 0-0, 3, 5; Anna Feeney 0-2, 0-0, 0, 0; Lane Kieffer 0-3, 0-0, 1, 0; Kate Giusto 3-4, 2-2, 7, 8; Christy Groves 4-5, 2-2, 2, 10; Kate Sweitzer 0-0, 0-0, 0, 0; Allison Hill 0-0, 0-0, 1, 0. TOTALS: 32-60, 8-11, 36 (4 team), 84. Halftime: Messiah 47, Hood 24. Three-point field goals: Hood 4-7 (Griner 1-2, Fischer 3-5); Messiah 12-24 (Kretzing 6-12, Sassaman 3-5, Unick 0-1, Vouriotis 1-2, Murray 1-1, Rydell 1-3). Officials: James Spingler, Ron Clarkson, Dolores Martino. Attendance: 811.

AT SCRANTON, PENNSYLVANIA

Scranton 66, St. Lawrence 61

St. Lawrence: Kate Vlahakis 3-8, 0-1, 4, 6; Aliza Bogdanich 5-11, 3-3, 11, 14; Megan Dietrichsen 6-12, 2-2, 12, 14; Jessica Zuk 1-5, 1-2, 2, 3; Katie Griffith 5-12, 0-0, 2, 10; Kelly O'Brien 1-3, 3-4, 5, 5; Paige Truax 0-1, 0-

THIRD-PLACE GAME

Wis.-Eau Claire 82, Rochester 77 (2 ot)

Rochester: Anne Gotstein 0-4, 0-0, 3, 0; Kelly Wescott 10-18, 6-8, 16, 26; Megan Fish 7-16, 0-0, 5, 14; Tara Carrozza 2-6, 1-2, 3, 6; Erika Smith 7-15, 7-8, 7, 26; Ashley Latimer 1-2, 0-0, 0, 2; Sarah Sullivan 0-2, 0-0, 2, 0; Jenna Filia 0-0, 1-2, 2, 1; Bekah Jones 0-1, 0-0, 0, 0; Shannon Higgins 1-4, 0-0, 1, 2. TOTALS: 28-68, 15-20, 45 (6 team), 77.

Wis.-Eau Claire: Becca Spaeth 5-13, 1-2, 15, 11; Kristi Channing 9-18, 6-7, 4, 25; Brooke Wozniak 4-9, 1-3, 10, 9; Katie Murphy 3-6, 6-10, 3, 15; Janel Soppeland 4-12, 2-2, 2, 12; Emilee Planert 3-6, 2-2, 1, 8; Toya Banks 1-4, 0-0,

1, 2; Laura Tamm 0-0, 0-0, 1, 0; Kelly Guay 0-0, 0-0, 0, 0; Rachel Becker 0-4, 0-0, 2, 0. TOTALS: 29-72, 18-26, 40 (1 team), 82.

Halftime: Wis.-Eau Claire 32, Rochester 28. End of regulation: Tied at 60. End of first overtime: Tied at 64. Three-point field goals: Rochester 6-19 (Gotstein 0-2, Fish 0-1, Carrozza 1-4, Smith 5-10, Jones 0-1, Higgins 0-1); Wis.-Eau Claire 6-19 (Spaeth 0-1, Channing 1-3, Murphy 3-5, Soppeland 2-7, Planert 0-1, Becker 0-2). Officials: Carol Smith, LeRoy Hackley Jr., Robert Enterline Jr. Attendance: 1,146.

CHAMPIONSHIP

Trinity (Tex.) 60, Eastern Conn. St. 58

Trinity (Tex.): Allison Wooley 6-9, 6-7, 5, 18; Melissa Carl 1-6, 2-2, 1, 4; Megan Selmon 6-12, 0-1, 6, 12; Jenna

Smith 4-9, 0-0, 4, 10; Claire Allan 3-6, 0-1, 7, 8; Christie Gladchuk 0-2, 0-0, 1, 0; Miranda Martin 0-0, 0-0, 0, 0; Christina Moore 1-3, 0-0, 0, 2; Genevieve Schmitt 0-1, 0-0, 0, 0; Tara Rohde 3-6, 0-0, 12, 6. TOTALS: 24-54, 8-11, 37 (1 team), 60.

Eastern Conn. St.: Deanne Prior 9-13, 3-5, 10, 21; Morgan Perry 4-12, 2-2, 8, 10; Allison Coleman 7-22, 0-3, 2, 14; Meghan Phelps 2-4, 0-0, 5, 4; Kathleen Burdelski 4-10, 0-0, 6, 9; Sarah McDonald 0-0, 0-0, 0, 0; Katie Kline 0-1, 0-0, 2, 0. TOTALS: 26-62, 5-10, 35 (2 team), 58.

Halftime: Trinity (Tex.) 33, Eastern Conn. St. 21. Three-point field goals: Trinity (Tex.) 4-13 (Smith 2-5, Allan 2-4, Gladchuk 0-1, Moore 0-2, Schmitt 0-1); Eastern Conn. St. 1-7 (Perry 0-2, Coleman 0-3, Burdelski 1-2). Officials: John Dacy, Tonya Dotson, Rhonda Mont. Attendance: 1,146.

History

Team Results

Year	Champion (Record)	Coach	Score	Runner-Up	Site	Championship Game Attendance	Championship Total Attendance
1982	Elizabethtown (26-1)	Yvonne Kauffman	67-66(ot)	UNC Greensboro	Elizabethtown, Pa.	2,000	5,767
1983	North Central (26-6)	Wayne Morgan	83-71	Elizabethtown	Worcester, Mass.	600	6,628
1984	Rust (26-5)	A. J. Stovall	51-49	Elizabethtown	Scranton, Pa.	800	7,318
1985	Scranton (31-1)	Mike Strong	68-59	New Rochelle	DePere, Wis.	1,744	15,616
1986	Salem St. (29-1)	Timothy Shea	89-85	Bishop	Salem, Mass.	1,500	11,915
1987	Wis.-Stevens Point (27-2)	Linda Wunder	81-74	Concordia-M'head	Scranton, Pa.	1,500	12,151
1988	Concordia-M'head (29-2)	Duane Siverson	65-57	St. John Fisher	Moorhead, Minn.	3,300	15,074
1989	Elizabethtown (29-2)	Yvonne Kauffman	66-65	Cal St. Stanislaus	Danville, Ky.	1,000	12,633
1990	Hope (24-2)	Sue Wise	65-63	St. John Fisher	Holland, Mich.	2,282	16,984
1991	St. Thomas (Minn.) (29-2)	Ted Rivero	73-55	Muskingum	St. Paul, Minn.	1,700	15,292
1992	Alma (24-3)	Charles Goffnett	79-75	Moravian	Bethlehem, Pa.	1,600	14,883
1993	Central (Iowa) (24-5)	Gary Boeyink	71-63	Capital	Pella, Iowa	2,200	21,934
1994	Capital (30-1)	Dixie Jeffers	82-63	Washington (Mo.)	Eau Claire, Wis.	2,300	24,851
1995	Capital (33-0)	Dixie Jeffers	59-55	Wis.-Oshkosh	Columbus, Ohio	2,000	41,049
1996	Wis.-Oshkosh (31-0)	Kathi Bennett	66-50	Mount Union	Oshkosh, Wis.	4,001	25,212
1997	New York U. (29-1)	Janice Quinn	72-70	Wis.-Eau Claire	New York City	1,750	50,257
1998	Washington (Mo.) (28-2)	Nancy Fahey	77-69	Southern Me.	Gorham, Maine	1,950	27,762
1999	Washington (Mo.) (30-0)	Nancy Fahey	74-65	St. Benedict	Danbury, Conn.	1,990	27,128
2000	Washington (Mo.) (30-0)	Nancy Fahey	79-33	Southern Me.	Danbury, Conn.	1,746	30,465
2001	Washington (Mo.) (28-2)	Nancy Fahey	67-45	Messiah	Danbury, Conn.	1,974	30,212
2002	Wis.-Stevens Point (30-3)	Shirley Egner	67-65	St. Lawrence	Rose-Hulman	1,265	26,401
2003	Trinity (Tex.) (28-5)	Becky Geyer	60-58	Eastern Conn. St.	Rose Hulman	1,146	37,313

All-Tournament Teams

(First player listed on each team was the outstanding player of the championship. The award was not presented from 1985 through 1996.)

1982

Bev Hall, Elizabethtown
Page Lutz, Elizabethtown
Carol Peschel, UNC Greensboro
Carol Ferrin, Pomona-Pitzer
Sherry Sydney, UNC Greensboro

1983

Page Lutz, Elizabethtown
Kim Wallner, North Central
Brenda Sanders, North Central
Judy Hodge, Clark (Mass.)
Jackie Moore, Knoxville

1984

Page Lutz, Elizabethtown
Shelley Parks, Elizabethtown
Brenda Christian, Rust
Evelyn Oquendo, Salem St.
Cheryl Juris, North Central

1985

Dawn Cillo, New Rochelle
Lori Kerans, Millikin
Deanna Kyle, Scranton
Shelley Parks, Scranton
Amy Proctor, St. Norbert

1986

Evelyn Oquendo, Salem St.
Beth Kapnis, Salem St.
Crystal Coleman, Bishop
Batavia Evans, Bishop
Mary Fuhr, Capital

1987

Jessica Beachy, Concordia-M'head
Una Espenkotter, Scranton
Wendy Norris, Kean
Donna Pivonka, Wis.-Stevens Point
Karla Miller, Wis.-Stevens Point

1988

Jessica Beachy, Concordia-M'head
Jillayn Quaschnick, Concordia-M'head
Michelle Thykeson, Concordia-M'head
Diana Duff, Southern Me.
Shelly Bayhurst, St. John Fisher

1989

Nancy Keene, Elizabethtown
Kirsten Dumford, Cal St. Stanislaus
Lisa Mintum, Cal St. Stanislaus
Amy Huestis, Clarkson
Susan Yates, Centre

1990

Dina Disney, Hope
Holly VandenBerg, Hope
Susan Heidt, St. John Fisher
Michelle Skovrinski, St. John Fisher
Dortha Ford, Heidelberg

1991

Tonja Englund, St. Thomas (Minn.)
Laurie Trow, St. Thomas (Minn.)
Michelle Snow, Muskingum
Kate Titus, Muskingum
Bernice Laferriere, Eastern Conn. St.

1992

Lauri LaBeau, Alma
Kathy Beck, Moravian
Pam Porter, Moravian
Trish Harvey, Luther
Wendy Rogers, Eastern Conn. St.

1993

Sandy Buddelmeyer, Capital
Katie Geiger, Scranton
Emilie Hanson, Central (Iowa)
Tina Kampa, St. Benedict
Chris Rogers, Central (Iowa)

1994

Chris Boos, Wis.-Eau Claire
Carmen Ellis, Capital
Sarah Goldman, Washington (Mo.)
Laura Schmelzer, Capital
Christine Whelan, Wheaton (Mass.)

1995

Katie Mang, Capital
Jill Walker, Capital
Natalie DeMichei, Wis.-Oshkosh
Wendy Wangerin, Wis.-Oshkosh
Laura Witte, St. Thomas (Minn.)

1996

Shelley Dietz, Wis.-Oshkosh
Wendy Wangerin, Wis.-Oshkosh
Suzy Venet, Mount Union
Tracy Wilson, Mount Union
Kirsten Vipond, St. Thomas (Minn.)

1997

Marsha Harris, New York U.
Jennifer Krowlikowski, New York U.
Allison Berg, Wis.-Eau Claire
Erika Schmidt, Wis.-Eau Claire
Kristin Long, Capital

1998

Amy Schweizer, Washington (Mo.)
Alia Fischer, Washington (Mo.)
Joanna Brown, Southern Me.
Julie Plant, Southern Me.
Suzy Venet, Mount Union

1999

Tasha Rodgers, Washington (Mo.)
Alia Fischer, Washington (Mo.)
Molly Mark, St. Benedict
Robyn Ruschmeier, St. Benedict
Dee Jackson, Salem St.

2000

Tasha Rodgers, Washington (Mo.)
Alia Fischer, Washington (Mo.)
Trish Ripton, Southern Me.
Jennifer Ulstad, St. Thomas (Minn.)
Kelly Halpin, Scranton

2001

Tasha Rodgers, Washington (Mo.)
Jennifer Rudis, Washington (Mo.)
Katy Sturtz, Ohio Wesleyan
Amy Hitz, Messiah
Brianna Bognanno, Emmanuel (Mass.)

2002

Carry Boehning, Wis.-Stevens Point
Tara Schmitt, Wis.-Stevens Point
Lindsey Rush, DePauw
Megan Dietrichsen, St. Lawrence
Cara Barbierrri, St. Lawrence

2003

Allison Wooley, Trinity (Tex.)
Megan Selmon, Trinity (Tex.)
Allison Coleman, Eastern Conn. St.
Kristi Channing, Wis.-Eau Claire
Kelly Wescott, Rochester

Individual Records

(Three-game minimum for series percentages and records)

POINTS, GAME

50—Crystal Coleman, Bishop (90) vs. Concordia-M'head (86), 1986.

POINTS, SERIES

162—Crystal Coleman, Bishop, 1986 (26 vs. Pomona-Pitzer, 50 vs. Concordia-M'head, 28 vs. William Penn, 39 vs. Capital, 19 vs. Salem St.).

FIELD GOALS, GAME

20—Crystal Coleman, Bishop (90) vs. Concordia-M'head (86), 1986.

FIELD GOALS, SERIES

68—Crystal Coleman, Bishop, 1986 (12 vs. Pomona-Pitzer, 20 vs. Concordia-M'head, 10 vs. William Penn, 18 vs. Capital, 8 vs. Salem St.).

HIGHEST FIELD-GOAL PERCENTAGE, GAME (Minimum 10 Made)

93.3%—Cynthia Allen, Chris. Newport (96) vs. Marymount (Va.) (115), 1993 (14-15).

THREE-POINT FIELD GOALS, GAME

8—Susan Swanson, North Park (60) vs. William Penn (87), 1988.

THREE-POINT FIELD GOALS, SERIES

22—Stacy Leeds, Washington (Mo.), 1994 [3 vs. Aurora, 5 vs. Maryville (Tenn.), 4 vs. Millikin, 6 vs. Wis.-Eau Claire, 4 vs. Capital].

HIGHEST THREE-POINT FIELD-GOAL PERCENTAGE, GAME (Minimum Five Made)

100%—Laura Brenneman, Williams (80) vs. Salem St. (66), 1997 (5-5).

HIGHEST THREE-POINT FIELD-GOAL PERCENTAGE, SERIES (Minimum 10 Made)

56.5%—Anne Gooley, Scranton, 1993 (13-23); Shannon Carlin, Marymount (Va.), 1996 (13-23).

FREE THROWS MADE, GAME

20—Meredith Eisenhut, St. Lawrence (64) vs. Bowdoin (51), 2002.

FREE THROWS MADE, SERIES

59—Susan Heidt, St. John Fisher, 1990 (11 vs. Buffalo St., 13 vs. Hartwick, 11 vs. Scranton, 15 vs. Heidelberg, 9 vs. Hope).

REBOUNDS, GAME

23—Amy Spielbauer, St. Norbert (78) vs. Simpson (81), 1983; Shelley Parks, Scranton (85) vs. Salem St. (59), 1985.

REBOUNDS, SERIES

76—Kirsten Dumford, Cal St. Stanislaus, 1989 [10 vs. St. Thomas (Minn.), 17 vs. Concordia-M'head, 11 vs. Luther, 20 vs. Clarkson, 18 vs. Elizabethtown].

Team Records

(Three-game minimum for series percentages and records)

POINTS, GAME

115—Marymount (Va.) vs. Chris. Newport (96), 1993.

POINTS, SERIES

456—New York U., 1997 (66 vs. Nazareth, 75 vs. St. John Fisher, 84 vs. Wm. Patterson, 75 vs. William Smith, 84 vs. Scranton, 72 vs. Wis.-Eau Claire).

FIELD GOALS, GAME

44—Pitt-Johnstown (101) vs. North Central (105), 1984; Rowan (95) vs. Mary Washington (60), 1998.

FIELD GOALS, SERIES

173—Bishop, 1986 (36 vs. Pomona-Pitzer, 37 vs. Concordia-M'head, 31 vs. William Penn, 35 vs. Capital, 34 vs. Salem St.).

THREE-POINT FIELD GOALS, GAME

13—Cabrin (74) vs. Scranton (85), 1996.

THREE-POINT FIELD GOALS, SERIES

39—New York U., 1997 (6 vs. Nazareth, 8 vs. St. John Fisher, 9 vs. Wm. Paterson, 2 vs. William Smith, 9 vs. Scranton, 5 vs. Wis.-Eau Claire).

HIGHEST THREE-POINT FIELD-GOAL PERCENTAGE, GAME (Minimum Seven Made)

88.9%—Southern Me. (77) vs. Clark (Mass.) (61), 2000 (8-9).

HIGHEST THREE-POINT FIELD-GOAL PERCENTAGE, SERIES (Minimum 15 Made)

58.5%—Scranton, 1993 (24-41).

FREE THROWS, GAME

38—Hardin-Simmons (101) vs. Roanoke (76), 2000.

FREE THROWS, SERIES

136—Capital, 1995 [14 vs. Wash. & Jeff., 14 vs. Waynesburg, 31 vs. Johns Hopkins, 30 vs. Wm. Paterson, 30 vs. St. Thomas (Minn.), 17 vs. Wis.-Oshkosh].

HIGHEST FREE-THROW PERCENTAGE, GAME (Minimum 30 Made)

96.9%—St. Benedict (83) vs. St. Thomas (Minn.) (78), 1994 (31-32).

REBOUNDS, GAME

69—North Central (85) vs. Gettysburg (74), 1984.

REBOUNDS, SERIES

262—Salem St., 1995 [35 vs. Westfield St., 48 vs. Clark (Mass.), 41 vs. New York U., 39 vs. Geneseo St., 41 vs. Wis.-Oshkosh, 58 vs. St. Thomas (Minn.)].

PERSONAL FOULS, GAME

36—Salem St. (69) vs. Wis.-Oshkosh (82), 1995.

Won-Lost Records in Tournament Play

Team (Years Participated)

Team (Years Participated)	Yrs.	Won	Lost	Pct.	1st	2nd	3rd	4th
Adrian (1991-92)	2	1	2	.333	0	0	0	0
Albany (N.Y.) (1986-92)	2	3	2	.600	0	0	0	0
Allegheny (1984-85-86-87)	4	3	5	.375	0	0	0	0
Alma (1985-86-87-89-92-94-96-97)	8	11	7	.611	1	0	0	0
Alvernia (1996-97-98-2002)	4	3	4	.429	0	0	0	0
Anderson (Ind.) (2002)	1	0	1	.000	0	0	0	0
Augustana (Ill.) (1982-83-87-89-90-91-93)	7	5	7	.417	0	0	0	0
Aurora (1994-95-2002)	3	3	3	.500	0	0	0	0
Austin (1998-99)	2	3	2	.600	0	0	0	0
Babson (1993-94-99)	3	2	3	.400	0	0	0	0
Baldwin-Wallace (1996-97-98-99-2000-01-03)	7	6	7	.462	0	0	0	0
Bates (1997-98-99-2000)	4	1	4	.200	0	0	0	0
Beloit (1995-96-97-98)	4	1	4	.200	0	0	0	0
Benedictine (Ill.) (2002)	1	0	1	.000	0	0	0	0
Bethany (W.Va.) (1997-2000-01-02)	4	1	4	.200	0	0	0	0

Team (Years Participated)	Yrs.	Won	Lost	Pct.	1st	2nd	3rd	4th
Bethel (Minn.) (1994-95-96-97)	4	4	4	.500	0	0	0	0
Binghamton (1995-96-97-98)	4	0	4	.000	0	0	0	0
Bishop (1983-84-86-87)	4	7	5	.583	0	1	0	0
Blackburn (1997)	1	0	1	.000	0	0	0	0
Bowdoin (1999-2001-02-03)	4	7	4	.636	0	0	0	0
Bridgewater (Va.) (1997-98-99)	3	2	3	.400	0	0	0	0
Bridgewater St. (1983-84-85-86)	4	2	6	.250	0	0	0	0
Brockport St. (1995-2003)	2	0	2	.000	0	0	0	0
Buena Vista (1983-85-90-95-96-97)	6	4	8	.333	0	0	0	0
Buffalo St. (1984-85-86-87-88-90-91-93-94-95-2002)	11	3	14	.176	0	0	0	0
Cabrini (1995-96-97-99)	4	0	4	.000	0	0	0	0
UC San Diego (1995-96-97-98-2000)	5	3	5	.375	0	0	0	0
Cal Lutheran (1995-98-99-2000)	4	2	4	.333	0	0	0	0
Cal St. San B'dino (1988-90)	2	1	3	.250	0	0	0	0
Cal St. Stanislaus (1985-87-88-89)	4	6	5	.545	0	1	0	0
Calvin (1988-91-93-96-97-98-99-2000)	8	8	8	.500	0	0	0	0
Capital (1985-86-87-91-92-93-94-95-96-97-99-2000)	12	30	11	.732	2	1	2	0
Carleton (2001-02-03)	2	1	3	.250	0	0	0	0
Carnegie Mellon (1989-91)	2	1	2	.333	0	0	0	0
Carthage (1996)	1	0	1	.000	0	0	0	0
Carroll (Wis.) (1984-85-86)	3	0	6	.000	0	0	0	0
Case Reserve (2002)	1	1	1	.500	0	0	0	0
Centenary (N.J.) (2000)	1	0	1	.000	0	0	0	0
Central (Iowa) (1983-93-94-95-98)	5	9	4	.692	1	0	0	0
Centre (1987-88-89-90-91-2001)	6	11	7	.611	0	0	1	1
Chapman (1997-2001-02-03)	4	3	4	.429	0	0	0	0
Chicago (1995)	1	0	1	.000	0	0	0	0
Chris. Newport (1982-86-92-93-95-97-98-2001-02)	9	3	10	.231	0	0	0	0
CCNY (1996)	1	0	1	.000	0	0	0	0
Claremont-MS (1995-96-2001)	3	2	3	.400	0	0	0	0
Clark (Mass.) (1982-83-87-89-92-95-97-98-2000)	9	10	12	.455	0	0	0	2
Clarkson (1989)	1	3	2	.600	0	0	0	1
Colby-Sawyer (1997-98-99)	3	1	3	.250	0	0	0	0
Colorado Col. (1990)	1	0	2	.000	0	0	0	0
Columbia-Barnard (1986)	1	1	1	.500	0	0	0	0
Concordia-M'head (1983-84-85-86-87-88-89-90-91-92-93-94-95-96)	14	20	14	.588	1	1	0	0
Cortland St. (1988-92-99-2000-01)	5	3	6	.333	0	0	0	0
Defiance (1994-95-96-97-99-2001)	6	10	6	.625	0	0	0	0
Denison (1994)	1	0	1	.000	0	0	0	0
DePauw (1996-98-99-2002)	4	6	4	.600	0	0	1	0
DeSales (1989-90-96-97-98-2000-03)	7	2	7	.222	0	0	0	0
Eastern Conn. St. (1983-84-86-90-91-92-96-2001-02-03)	10	16	12	.571	0	1	1	1
East. Nazarene (2000)	1	1	1	.500	0	0	0	0
Elizabethtown (1982-83-84-86-87-88-89-94-95-96-97-99-2001)	13	24	11	.686	2	2	0	0
Elmhurst (1986)	1	1	1	.500	0	0	0	0
Elmira (1998-99)	2	2	2	.500	0	0	0	0
Emmanuel (Mass.) (1986-87-88-92-96-97-2001-02-03)	9	9	10	.474	0	0	0	1
Emory (1995-97)	2	4	2	.667	0	0	0	0
Farmingdale (2003)	1	0	1	.000	0	0	0	0
Ferrum (1995)	1	0	1	.000	0	0	0	0
Fontbonne (2000-01-03)	3	2	3	.400	0	0	0	0
Franklin (1994-95)	2	1	2	.333	0	0	0	0
Frank. & Marsh. (1988-89-90-91)	4	2	6	.250	0	0	0	0
Frostburg St. (1982-83-85-91-97)	5	2	6	.250	0	0	0	0
Gallaudet (1997-99)	2	2	2	.500	0	0	0	0
Geneseo St. (1993-94-95-96-97)	5	7	5	.583	0	0	0	0
George Fox (2000-01)	2	2	2	.500	0	0	0	0
Gettysburg (1984-85-95)	3	2	4	.333	0	0	0	0
Goucher (1996)	1	0	1	.000	0	0	0	0
Grove City (1982-83)	2	1	2	.333	0	0	0	0
Guilford (2001-02)	2	2	2	.500	0	0	0	0
Gust. Adolphus (1991-95-2003)	3	1	3	.250	0	0	0	0
Gwynedd-Mercy (1999-2000-01-03)	4	1	4	.200	0	0	0	0
Hanover (1997)	1	0	1	.000	0	0	0	0
Hardin-Simmons (1999-2000-01-02-03)	5	6	5	.546	0	0	0	0
Hartwick (1983-90-91-95-96-97-99)	7	3	7	.300	0	0	0	0
Heidelberg (1990)	1	4	1	.800	0	0	1	0
Hendrix (1996-97-2000)	3	2	3	.400	0	0	0	0
Hood (2002-03)	2	0	2	.000	0	0	0	0
Hope (1990-95-98-99-2001-02-03)	7	8	6	.571	1	0	0	0
Hunter (1999-2002-03)	3	0	3	.000	0	0	0	0
Ill. Wesleyan (1995-96-2003)	3	1	3	.250	0	0	0	0
Ithaca (1997-2001-02-03)	4	4	4	.500	0	0	0	0
Johns Hopkins (1995-96-97-98-99-2000-03)	7	10	7	.588	0	0	0	0
Juniata (1986)	1	1	1	.500	0	0	0	0
Kean (1983-84-85-86-87-88-89-90-91-2002)	10	11	13	.458	0	0	0	1
Kenyon (1997-2000)	2	0	2	.000	0	0	0	0
King's (Pa.) (2000-01-02-03)	4	5	4	.556	0	0	0	0
Knoxville (1983-84)	2	5	2	.714	0	0	1	0
La Verne (1996-2003)	2	0	2	.000	0	0	0	0
Lake Forest (1994-2000-01-02)	4	0	4	.000	0	0	0	0
Lakeland (1999-2001-02)	3	1	3	.250	0	0	0	0
Lawrence (Wis.) (1999)	1	0	1	.000	0	0	0	0
LeMoyne-Owen (1985)	1	1	1	.500	0	0	0	0
Linfield (2000)	1	0	1	.000	0	0	0	0

Team (Years Participated)	Yrs.	Won	Lost	Pct.	1st	2nd	3rd	4th
Loras (2003)	1	0	1	.000	0	0	0	0
Luther (1988-89-91-92-95-96-97-98)	8	10	8	.555	0	0	1	0
Lycoming (1988-97)	2	1	2	.333	0	0	0	0
MacMurray (1996)	1	0	1	.000	0	0	0	0
Manchester (1995)	1	0	1	.000	0	0	0	0
Manhattanville (1982)	1	0	1	.000	0	0	0	0
Mary Washington (1994-98)	2	1	2	.333	0	0	0	0
Marymount (Va.) (1990-91-92-93-94-95-96-97-2001-02-03)	11	13	13	.500	0	0	0	1
Maryville (Tenn.) (1989-90-91-92-93-94-95-96-2000-01-02-03)	12	11	12	.478	0	0	0	0
Marywood (1987)	1	0	2	.000	0	0	0	0
Mass.-Boston (1982)	1	0	1	.000	0	0	0	0
McDaniel (2002)	1	0	1	.000	0	0	0	0
McMurray (2000)	1	2	1	.667	0	0	0	0
Meredith (2001-03)	2	0	2	.000	0	0	0	0
Messiah (1996-2000-01-02-03)	5	10	5	.667	0	1	0	0
Methodist (2002-03)	2	0	2	.000	0	0	0	0
Middlebury (1995-96-98)	3	1	3	.250	0	0	0	0
Millikin (1982-84-85-89-94-95-96-97-98-2000-01-02)	12	14	13	.519	0	0	1	0
Millsaps (1995-96)	2	1	2	.333	0	0	0	0
Minn.-Morris (1983)	1	2	1	.667	0	0	0	0
Montclair St. (1989-90-95)	3	3	3	.500	0	0	0	0
Moravian (1986-90-91-92-93)	5	7	6	.538	0	1	0	0
Mt. St. Joseph (2003)	1	0	1	.000	0	0	0	0
Mt. St. Mary (N.Y.) (2000-01-02-03)	4	1	4	.200	0	0	0	0
Mount Union (1995-96-98)	3	11	3	.786	0	1	1	0
Muhlenberg (1997-98)	2	1	2	.333	0	0	0	0
Muskingum (1984-85-89-91-92-93-96)	7	10	7	.588	0	1	0	0
Nazareth (1988-89-90-96-97-98)	6	2	7	.222	0	0	0	0
Neb. Wesleyan (2001)	1	1	1	.500	0	0	0	0
New England (2001)	1	0	1	.000	0	0	0	0
TCNJ (1982-83-84-88-97-98-99-2001)	8	9	8	.529	0	0	0	0
New Rochelle (1983-84-85)	3	7	3	.700	0	1	0	0
New York U. (1986-87-89-91-93-94-95-96-97-98-99-2001)	12	20	13	.606	1	0	0	1
N.C. Wesleyan (1994-99)	2	2	2	.500	0	0	0	0
North Central (1983-84)	2	8	2	.800	1	0	0	1
UNC Greensboro (1982-83-84-85-86-87-88-97)	8	12	1	.600	0	1	1	0
North Park (1988)	1	0	2	.000	0	0	0	0
Norwich (2000)	1	0	1	.000	0	0	0	0
Ohio Northern (1984-86-87-88-89)	5	4	7	.364	0	0	0	0
Ohio Wesleyan (1992-95-99-2001-02)	6	7	5	.583	0	0	1	0
Oneonta St. (1998-2001)	2	0	2	.000	0	0	0	0
Pacific Lutheran (1999-2000-02-03)	4	7	4	.636	0	0	0	0
Penn St.-Behrend (1994-2001)	2	1	2	.333	0	0	0	0
Pitt.-Greensburg (2003)	1	1	1	.500	0	0	0	0
Pitt.-Johnstown (1983-84-85)	3	4	3	.571	0	0	0	0
Plymouth St. (1995)	1	0	1	.000	0	0	0	0
Pomona-Pitzer (1982-83-84-85-86-87-94-96-97-2002)	10	7	12	.368	0	0	1	0
Randolph-Macon (1996-98-99-2003)	4	3	4	.429	0	0	0	0
Regis (Mass.) (1996)	1	0	1	.000	0	0	0	0
Rensselaer (2001)	1	0	1	.000	0	0	0	0
Rhode Island Col. (1983-85)	2	2	2	.500	0	0	0	0
Richard Stockton (1984-2000)	2	2	2	.500	0	0	0	0
Ripon (1996)	1	0	1	.000	0	0	0	0
Roanoke (1990-91-92-93-94-95-96-97-98-2000)	10	6	10	.375	0	0	0	0
Rochester (1984-85-87-2003)	4	5	5	.500	0	0	0	1
Rockford (1987-2001-03)	3	1	3	.250	0	0	0	0
Rowan (1988-92-93-94-96-97-98-99-2000)	9	11	11	.500	0	0	0	1
Rust (1983-84-85-86-87-88)	6	13	7	.650	1	0	0	1
Rutgers-Camden (2003)	1	1	1	.500	0	0	0	0
St. Andrews (1982)	1	0	1	.000	0	0	0	0
St. Benedict (1989-90-91-92-93-94-95-96-97-98-99-2002)	12	15	15	.500	0	1	0	1
St. John Fisher (1987-88-89-90-91-92-93-94-95-96-97-2000-03)	13	18	14	.563	0	2	0	0
St. Lawrence (1983-99-2000-01-02-03)	6	7	7	.500	0	1	0	0
St. Mary's (Md.) (1998-99)	2	0	2	.000	0	0	0	0
St. Mary's (Minn.) (1985-86)	2	2	2	.500	0	0	0	0
St. Norbert (1983-85-86-87-88-89-2003)	7	7	11	.389	0	0	0	1
St. Olaf (1992)	1	0	1	.000	0	0	0	0
St. Thomas (Minn.) (1984-87-88-89-90-91-92-93-94-95-96-97-98-99-2000-01)	16	32	16	.667	1	0	3	0
Salem St. (1983-84-85-86-87-88-89-90-91-93-94-95-96-97-98-99-2000-01-02-03)	20	27	22	.551	1	0	2	1
Salisbury (1995-96-2000-01-02)	5	3	5	.375	0	0	0	0
Salve Regina (2002-03)	2	0	2	.000	0	0	0	0
SCAD (1997-2002)	2	0	2	.000	0	0	0	0
Scranton (1982-83-84-85-86-87-90-92-93-94-95-96-97-98-99-2000-02-03)	18	38	20	.655	1	0	2	3
Shenandoah (1996-2000)	2	0	2	.000	0	0	0	0
Simpson (1983-85-99-2000)	4	2	4	.333	0	0	0	0
Southern Me. (1986-87-88-89-90-91-92-95-96-97-98-99-2000-01-02-03)	17	29	18	.617	0	2	0	1
Southwestern (Tex.) (1998)	1	0	1	.000	0	0	0	0
Spring Garden (1987)	1	1	1	.500	0	0	0	0
Springfield (2001-02-03)	3	2	3	.400	0	0	0	0
Staten Island (1997-2000-01)	3	0	3	.000	0	0	0	0
Stony Brook (1987-89)	2	2	2	.500	0	0	0	0
Susquehanna (1982-83-84-85-86-91-92-93-99)	9	4	11	.267	0	0	0	0
Swarthmore (2001)	1	1	1	.500	0	0	0	0
Thiel (1988)	1	0	2	.000	0	0	0	0
Thomas More (1997-2001-02)	3	3	3	.500	0	0	0	0

Team (Years Participated)

Team (Years Participated)	Yrs.	Won	Lost	Pct.	1st	2nd	3rd	4th
Trinity (Conn.) (1995-97)	2	1	2	.333	0	0	0	0
Trinity (Tex.) (1995-96-2003)	3	5	2	.714	1	0	0	0
Upsala (1994)	1	2	1	.667	0	0	0	0
Ursinus (1995)	1	0	1	.000	0	0	0	0
Va. Wesleyan (1984-86-88-89)	4	1	7	.125	0	0	0	0
Wartburg (1989-90-91-92-93-94-99-2001-02)	9	9	9	.500	0	0	0	0
Washington (Mo.) (1988-90-91-92-93-94-95-96-97-98-99-2000-01-02-03)	15	33	13	.717	4	1	0	1
Wash. & Jeff. (1995-98-2003)	3	0	3	.000	0	0	0	0
Waynesburg (1993-95)	2	1	2	.333	0	0	0	0
Webster (2002)	1	2	1	.667	0	0	0	0
Wellesley (2000)	1	0	1	.000	0	0	0	0
Western Conn. St. (1985-88-89-90-91-92-93-94-97-98)	10	5	12	.294	0	0	0	0
Westfield St. (1995-96)	2	0	2	.000	0	0	0	0
Wheaton (Ill.) (1996-97-98-99)	4	2	4	.333	0	0	0	0
Wheaton (Mass.) (1994-95)	2	5	3	.625	0	0	0	1
Whitworth (2000)	1	0	1	.000	0	0	0	0
Widener (1982)	1	0	1	.000	0	0	0	0
Wm. Paterson (1993-94-95-97-98)	5	7	5	.583	0	0	0	0
William Penn (1984-85-86-87-88)	5	6	6	.500	0	0	0	0
William Smith (1992-94-95-96-97-98-99-2000)	8	10	8	.556	0	0	0	0
Williams (1997-99)	2	3	2	.600	0	0	0	0
Wilmington (Ohio) (2000-02-03)	3	4	3	.571	0	0	0	0
Wis.-Eau Claire (1989-90-92-93-94-95-96-97-98-99-2000-01-03)	13	29	13	.690	0	1	2	0
Wis.-La Crosse (1983-84-88)	3	5	3	.625	0	0	0	0
Wis.-Oshkosh (1990-91-92-94-95-96-97-98-99-2000)	10	21	9	.700	1	1	0	0
Wis.-River Falls (1988-89-95)	3	1	4	.200	0	0	0	0
Wis.-Stevens Point (1987-91-2002)	3	11	1	.917	2	0	0	0
Wis.-Stout (1992-93-94-96-97-2002)	6	1	6	.143	0	0	0	0
Wis.-Whitewater (1983-84-85-86-87-93-95)	7	8	7	.533	0	0	0	0
Wis. Lutheran (2000-03)	2	0	2	.000	0	0	0	0
Wittenberg (1990-93-94-95-96-98-2003)	7	1	7	.125	0	0	0	0
Wooster (1983-85)	2	0	4	.000	0	0	0	0
WPI (1984-96)	2	2	2	.500	0	0	0	0

All-Time Results

1982 First Round: Elizabethtown 86, Chris. Newport 59; TCNJ 70, Widener 43; Clark (Mass.) 67, Mass.-Boston 49; Augustana (Ill.) 83, Grove City 62; Scranton 69, Manhattanville 49; Pomona-Pitzer 68, Millikin 66; Susquehanna 63, Frostburg St. 60; UNC Greensboro 71, St. Andrews 63. **Second Round:** Elizabethtown 74, TCNJ 58; Clark (Mass.) 67, Augustana (Ill.) 56; Pomona-Pitzer 62, Scranton 53 (ot); UNC Greensboro 74, Susquehanna 66. **Semifinals:** Elizabethtown 71, Clark (Mass.) 51; UNC Greensboro 77, Pomona-Pitzer 66. **Third Place:** Pomona-Pitzer 72, Clark (Mass.) 71 (ot). **Championship:** Elizabethtown 67, UNC Greensboro 66 (ot).

1983 First Round: Clark (Mass.) 85, Bridgewater St. 71; Salem St. 59, Eastern Conn. St. 58; Rhode Island Col. 64, Hartwick 63; New Rochelle 80, St. Lawrence 74; Frostburg St. 72, TCNJ 68; Kean 68, Wooster 63; Elizabethtown 65, Scranton 47; Grove City 60, Susquehanna 58; Central (Iowa) 78, Augustana (Ill.) 71; North Central 78, Buena Vista 65; Concordia-M'head 75, Pomona-Pitzer 60; Minn.-Morris 89, Bishop 78; Wis.-Whitewater 96, Simpson 70; Wis.-La Crosse 79, St. Norbert 65; Pitt.-Johnstown 76, Rust 70; Knoxville 74, UNC Greensboro 71. **Regional Third Place:** Bridgewater St. 71, Eastern Conn. St. 57; Hartwick 65, St. Lawrence 62; TCNJ 70, Wooster 63; Scranton 62, Susquehanna 59; Augustana (Ill.) 86, Buena Vista 70; Pomona-Pitzer 62, Bishop 54; Simpson 81, St. Norbert 78; UNC Greensboro 68, Rust 61. **Regional Championships:** Clark (Mass.) 62, Salem St. 57; New Rochelle 75, Rhode Island Col. 58; Kean 79, Frostburg St. 74; Elizabethtown 59, Grove City 55; North Central 82, Central (Iowa) 79; Minn.-Morris 69, Concordia-M'head 68; Wis.-La Crosse 78, Wis.-Whitewater 66; Knoxville 73, Pitt.-Johnstown 71. **Quarterfinals:** Clark (Mass.) 67, New Rochelle 58; North Central 100, Minn.-Morris 82; Elizabethtown 62, Kean 57; Knoxville 70, Wis.-La Crosse 65 (ot). **Semifinals:** North Central 84, Knoxville 74; Elizabethtown 80, Clark (Mass.) 66. **Third Place:** Knoxville 82, Clark (Mass.) 80. **Championship:** North Central 83, Elizabethtown 71.

1984 First Round: Susquehanna 77, Allegheny 61; Elizabethtown 67, Scranton 58; TCNJ 78, Rochester 58; Buffalo St. 81, New Rochelle 67; Eastern Conn. St. 54, Bridgewater St. 48; Salem St. 69, WPI 50; Richard Stockton 77, Ohio Northern 69; Kean 79, Muskingum 69; Pitt.-Johnstown 64, Wis.-Whitewater 60; Wis.-La Crosse 77, Carroll (Wis.) 67; North Central 65, William Penn 57;

Gettysburg 79, Millikin 74; Concordia-M'head 77, Pomona-Pitzer 58; Bishop 71, St. Thomas (Minn.) 67; Knoxville 82, UNC Greensboro 74; Rust 83, Va. Wesleyan 65. **Regional Third Place:** Scranton 87, Allegheny 78; New Rochelle 64, Rochester 54; WPI 75, Bridgewater St. 71; Muskingum 74, Ohio Northern 70; Wis.-Whitewater 69, Carroll (Wis.) 56; Millikin 79, William Penn 77; St. Thomas (Minn.) 63, Pomona-Pitzer 59; UNC Greensboro 70, Va. Wesleyan 69. **Regional Championships:** Elizabethtown 73, Susquehanna 71; TCNJ 63, Buffalo St. 60; Salem St. 66, Eastern Conn. St. 54; Kean 62, Richard Stockton 54; Pitt.-Johnstown 88, Wis.-La Crosse 64; North Central 85, Gettysburg 74; Bishop 73, Concordia-M'head 71; Rust 80, Knoxville 76. **Quarterfinals:** Elizabethtown 72, TCNJ 60; Salem St. 63, Kean 58; North Central 105, Pitt.-Johnstown 101; Rust 91, Bishop 68. **Semifinals:** Elizabethtown 80, Salem St. 58; Rust 79, North Central 78. **Third Place:** Salem St. 90, North Central 85. **Championship:** Rust 51, Elizabethtown 49.

1985 First Round: Muskingum 67, Frostburg St. 65; Capital 85, Kean 64; Allegheny 62, Buffalo St. 56; New Rochelle 70, Rochester 66; Cal St. Stanislaus 59, St. Mary's (Minn.) 57; Pomona-Pitzer 68, Concordia-M'head 59; St. Norbert 72, Carroll (Wis.) 53; Wis.-Whitewater 85, Alma 70; Rust 83, Wooster 33; UNC Greensboro 84, LeMoyn-Owen 77 (ot); Millikin 62, Simpson 60; William Penn 75, Buena Vista 53; Bridgewater St. 80, Rhode Island Col. 59; Salem St. 78, Western Conn. St. 71; Scranton 79, Gettysburg 57; Pitt.-Johnstown 72, Susquehanna 62. **Regional Third Place:** Kean 79, Frostburg St. 66; Rochester 63, Buffalo St. 58; St. Mary's (Minn.) 72, Concordia-M'head 66; Alma 78, Carroll (Wis.) 72; LeMoyn-Owen 78, Wooster 74 (ot); Simpson 80, Buena Vista 71; Rhode Island Col. 90, Western Conn. St. 87; Susquehanna 77, Gettysburg 67. **Regional Championships:** Muskingum 78, Capital 56; New Rochelle 79, Allegheny 68; Pomona-Pitzer 61, Cal St. Stanislaus 47; St. Norbert 82, Wis.-Whitewater 80 (ot); Rust 70, UNC Greensboro 66; Millikin 67, William Penn 66; Salem St. 63, Bridgewater St. 59; Scranton 65, Pitt.-Johnstown 53. **Quarterfinals:** New Rochelle 74, Muskingum 73; St. Norbert 69, Pomona-Pitzer 55; Millikin 80, Rust 79; Scranton 85, Salem St. 59. **Semifinals:** New Rochelle 61, St. Norbert 59; Scranton 83, Millikin 75. **Third Place:** Millikin 76, St. Norbert 73. **Championship:** Scranton 68, New Rochelle 59.

1986 First Round: New York U. 70, Buffalo St. 65; Albany (N.Y.) 74, Columbia-Barnard 67; Salem St. 58, Bridgewater St. 47; Emmanuel (Mass.) 59, Southern Me.

50; St. Norbert 77, Susquehanna 63; Wis.-Whitewater 71, Alma 65; Rust 74, Chris. Newport 43; UNC Greensboro 84, Va. Wesleyan 75; Elizabethtown 70, Moravian 64; Scranton 70, Juniata 53; Kean 68, Ohio Northern 64; Capital 84, Allegheny 66; Eastern Conn. St. 71, Elmhurst 68; William Penn 80, Carroll (Wis.) 68; Bishop 83, Pomona-Pitzer 57; Concordia-M'head 67, St. Mary's (Minn.) 63. **Regional Third Place:** Columbia-Barnard 89, Buffalo St. 73; Southern Me. 59, Bridgewater St. 55; Alma 74, Susquehanna 61; Va. Wesleyan 83, Chris. Newport 56; Juniata 66, Moravian 50; Allegheny 80, Ohio Northern 66; Elmhurst 85, Carroll (Wis.) 83; St. Mary's (Minn.) 73, Pomona-Pitzer 57. **Regional Championships:** Albany (N.Y.) 68, New York U. 66; Salem St. 77, Emmanuel (Mass.) 60; Wis.-Whitewater 57, St. Norbert 56; Rust 99, UNC Greensboro 61; Elizabethtown 74, Scranton 60; Capital 72, Kean 71 (ot); William Penn 75, Eastern Conn. St. 59; Bishop 90, Concordia-M'head 86. **Quarterfinals:** Salem St. 90, Albany (N.Y.) 79; Rust 78, Wis.-Whitewater 64; Capital 61, Elizabethtown 55; Bishop 85, William Penn 77. **Semifinals:** Salem St. 67, Rust 59; Bishop 73, Capital 68. **Third Place:** Capital 77, Rust 61. **Championship:** Salem St. 89, Bishop 85.

1987 First Round: St. John Fisher 69, New York U. 59; Stony Brook 77, Rochester 72; Scranton 62, Marywood 57; Elizabethtown 71, Spring Garden 56; Wis.-Stevens Point 75, St. Norbert 58; Alma 67, Wis.-Whitewater 48; Rockford 69, St. Thomas (Minn.) 65; William Penn 55, Augustana (Ill.) 53; Southern Me. 79, Clark (Mass.) 70; Emmanuel (Mass.) 62, Salem St. 58; Kean 87, Allegheny 68; Ohio Northern 68, Capital 64; Rust 79, Buffalo St. 60; Centre 79, UNC Greensboro 69; Concordia-M'head 77, Cal St. Stanislaus 64; Pomona-Pitzer 74, Bishop 50. **Regional Third Place:** Rochester 76, New York U. 62; Spring Garden 70, Marywood 62; Wis.-Whitewater 78, St. Norbert 58; Augustana (Ill.) 70, St. Thomas (Minn.) 65; Salem St. 68, Clark (Mass.) 64; Allegheny 79, Capital 63; UNC Greensboro 83, Buffalo St. 74; Bishop 79, Cal St. Stanislaus 78. **Regional Championships:** St. John Fisher 63, Stony Brook 54; Scranton 66, Elizabethtown 59; Wis.-Stevens Point 67, Alma 55; William Penn 67, Rockford 64; Southern Me. 70, Emmanuel (Mass.) 53; Kean 69, Ohio Northern 58; Rust 76, Centre 50; Concordia-M'head 68, Pomona-Pitzer 46. **Quarterfinals:** Scranton 50, St. John Fisher 43 (ot); Wis.-Stevens Point 71, William Penn 66; Kean 69, Southern Me. 56; Concordia-M'head 72, Rust 62. **Semifinals:** Wis.-Stevens Point 74, Scranton 59; Concordia-M'head 74, Kean 69. **Third Place:** Scranton 92, Kean 90 (ot). **Championship:** Wis.-Stevens Point 81, Concordia-M'head 74.

1988 First Round: St. John Fisher 88, Cortland St. 69; Nazareth 79, Buffalo St. 76; Ohio Northern 66, Rowan 53; TCNJ 74, Kean 73; Elizabethtown 71, Thiel 55; Frank. & Marsh. 75, Lycoming 59; Salem St. 80, Western Conn. St. 77 (ot); Southern Me. 68, Emmanuel (Mass.) 61; Rust 83, Va. Wesleyan 49; UNC Greensboro 81, Centre 77; Washington (Mo.) 68, North Park 61; Luther 53, William Penn 50; St. Norbert 79, Wis.-River Falls 78; Wis.-La Crosse 68, Calvin 65; Concordia-M'head 85, Cal St. San B'dino 61; St. Thomas (Minn.) 68, Cal St. Stanislaus 62. **Regional Third Place:** Buffalo St. 82, Cortland St. 68; Kean 76, Rowan 68; Lycoming 72, Thiel 85; Emmanuel (Mass.) 76, Western Conn. St. 93; Centre 72, Va. Wesleyan 59; William Penn 87, North Park 60; Calvin 54, Wis.-River Falls 47; Cal St. Stanislaus 84, Cal St. San B'dino 59. **Regional Championships:** St. John Fisher 77, Nazareth 49; Ohio Northern 73, TCNJ 58; Frank. & Marsh. 68, Elizabethtown 65; Southern Me. 60, Salem St. 56; UNC Greensboro 66, Rust 64; Luther 58, Washington (Mo.) 54; Wis.-La Crosse 83, St. Norbert 81; Concordia-M'head 77, St. Thomas (Minn.) 58. **Quarterfinals:** St. John Fisher 74, Ohio Northern 57; Southern Me. 73, Frank. & Marsh. 52; UNC Greensboro 55, Luther 52; Concordia-M'head 85, Wis.-La Crosse 68. **Semifinals:** St. John Fisher 70, Southern Me. 53; Concordia-M'head 103, UNC Greensboro 66. **Third Place:** UNC Greensboro 68, Southern Me. 66. **Championship:** Concordia-M'head 65, St. John Fisher 57.

1989 First Round: Elizabethtown 78, Carnegie Mellon 61; DeSales 74, Frank. & Marsh. 58; Muskingum 88, Montclair St. 69; Ohio Northern 85, Kean 72; Wis.-River Falls 93, St. Norbert 74; Wis.-Eau Claire 68, Alma 63; Nazareth 71, Maryville (Tenn.) 63; Centre 70, Va. Wesleyan 61; Clark (Mass.) 70, Salem St. 40; Southern Me. 71, Western Conn. St. 46; Clarkston 81, St. John Fisher 64; New York U. 72, Stony Brook 60; Augustana (Ill.) 94, Wartburg 74; Luther 77, Millikin 63; Cal St. Stanislaus 82, St. Thomas (Minn.) 68; Concordia-M'head 80, St. Benedict 58. **Regional Third Place:** Carnegie Mellon 73, Frank. & Marsh. 67 (ot); Montclair St. 59, Kean 54; Alma 79, St. Norbert 69; Maryville (Tenn.) 86, Va. Wesleyan 79; Western Conn. St. 58, Salem St. 57; Stony Brook 83, St. John Fisher 76; Wartburg 97, Millikin 75; St. Thomas (Minn.) 64, St. Benedict 56. **Regional Championships:** Elizabethtown 91, DeSales 58; Muskingum 83, Ohio Northern 78; Wis.-Eau Claire 83, Wis.-River Falls 73; Centre 81, Nazareth 62; Clark (Mass.) 51, Southern Me. 47; Clarkston 77, New York U. 66; Luther 82, Augustana (Ill.) 59; Cal St. Stanislaus 80, Concordia-M'head 74. **Quarterfinals:** Elizabethtown 72, Muskingum 67; Centre 82, Wis.-Eau Claire 62; Clarkston 72, Clark (Mass.) 58; Cal St. Stanislaus 70, Luther 67. **Semifinals:** Elizabethtown 73, Centre 64 (ot); Cal St. Stanislaus 89, Clarkston 74. **Third Place:** Centre 106, Clarkston 78. **Championship:** Elizabethtown 66, Cal St. Stanislaus 65.

1990 First Round: St. John Fisher 81, Buffalo St. 77 (ot); Hartwick 71, Nazareth 61; Scranton 87, Moravian 84; DeSales 77, Frank. & Marsh. 70 (ot); Western Conn. St. 53, Salem St. 51; Southern Me. 57, Eastern Conn. St. 50; Heidelberg 69, Wittenberg 56; Montclair St. 57, Kean 49; Concordia-M'head 76, Colorado Col. 63; St. Thomas (Minn.) 78, Cal St. San B'dino 49; Centre 95, Marymount (Va.) 80; Maryville (Tenn.) 64, Roanoke 62; Buena Vista 78, Washington (Mo.) 71; Wartburg 72, Augustana (Ill.) 57; Hope 73, St. Benedict 60; Wis.-Oshkosh 68, Wis.-Eau Claire 65. **Regional Third Place:** Buffalo St. 68, Nazareth 55; Moravian 85, Frank. & Marsh. 71; Eastern Conn. St. 73, Salem St. 69; Wittenberg 80, Kean 73; Cal St. San B'dino 64, Colorado Col. 53; Roanoke 90, Marymount (Va.) 83; Augustana (Ill.) 54, Washington (Mo.) 52; Wis.-Eau Claire 67, St. Benedict 59. **Regional Championships:** St. John Fisher 69, Hartwick 64 (ot); Scranton 81, DeSales 70; Southern Me. 72, Western Conn. St. 65 (ot); Heidelberg 70, Montclair St. 49; Concordia-M'head 81, St. Thomas (Minn.) 77 (ot); Centre 73, Maryville (Tenn.) 63; Buena Vista 78, Wartburg 63; Hope 68, Wis.-Oshkosh 67. **Quarterfinals:** St. John Fisher 66, Scranton 60; Heidelberg 71, Southern Me. 62; Centre 70, Concordia-M'head 65; Hope 85, Buena Vista 79 (ot). **Semifinals:** St. John Fisher 77, Heidelberg 54; Hope 75, Centre 62. **Third Place:** Heidelberg 71, Centre 60. **Championship:** Hope 65, St. John Fisher 63.

1991 Regionals: St. John Fisher 74, Buffalo St. 66; Frostburg St. 61, Kean 57; Hartwick 55, New York U. 54 (ot); Muskingum 76, Capital 74; Washington (Mo.) 69, Augustana (Ill.) 62; Maryville (Tenn.) 88, Centre 80; Luther 78, Wartburg 54; Roanoke 86, Marymount (Va.)

66; Susquehanna 70, Carnegie Mellon 54; Southern Me. 60, Salem St. 57; Moravian 81, Frank. & Marsh. 76; Eastern Conn. St. 62, Western Conn. St. 50; Wis.-Oshkosh 67, Wis.-Stevens Point 62; St. Thomas (Minn.) 76, St. Benedict 62; Adrian 57, Calvin 50; Concordia-M'head 75, Gust. Adolphus 62. **Sectional Semifinals:** St. John Fisher 79, Frostburg St. 50; Muskingum 67, Hartwick 57; Washington (Mo.) 73, Maryville (Tenn.) 59; Roanoke 84, Luther 74; Southern Me. 83, Susquehanna 74; Eastern Conn. St. 71, Moravian 62; St. Thomas (Minn.) 87, Wis.-Oshkosh 63; Concordia-M'head 100, Adrian 75. **Sectional Championships:** Muskingum 81, St. John Fisher 70; Washington (Mo.) 67, Roanoke 51; Eastern Conn. St. 63, Southern Me. 62; St. Thomas (Minn.) 76, Concordia-M'head 62. **Semifinals:** Muskingum 85, Washington (Mo.) 60; St. Thomas (Minn.) 91, Eastern Conn. St. 55. **Third Place:** Eastern Conn. St. 83, Washington (Mo.) 74. **Championship:** St. Thomas (Minn.) 73, Muskingum 55.

1992 Regionals: Eastern Conn. St. 81, Emmanuel (Mass.) 72; Albany (N.Y.) 67, William Smith 50; Southern Me. 73, Clark (Mass.) 61; Cortland St. 65, St. John Fisher 54; Capital 106, Rowan 51; Scranton 67, Susquehanna 66 (ot); Muskingum 81, Ohio Wesleyan 68; Moravian 84, Western Conn. St. 53; Roanoke 73, Maryville (Tenn.) 71; Alma 92, Adrian 77; Chris. Newport 73, Marymount (Va.) 71; Wis.-Eau Claire 83, Wis.-Oshkosh 81 (ot); St. Thomas (Minn.) 89, St. Olaf 60; Luther 102, Washington (Mo.) 78; St. Benedict 86, Concordia-M'head 76; Wartburg 90, Wis.-Stout 72. **Sectional Semifinals:** Eastern Conn. St. 69, Albany (N.Y.) 57; Southern Me. 50, Cortland St. 49; Capital 80, Scranton 56; Moravian 104, Muskingum 90; Alma 69, Roanoke 60; Wis.-Eau Claire 90, Chris. Newport 74; Luther 61, St. Thomas (Minn.) 60; Wartburg 74, St. Benedict 64. **Sectional Championships:** Eastern Conn. St. 63, Southern Me. 56; Moravian 85, Capital 76; Alma 83, Wis.-Eau Claire 73; Luther 70, Wartburg 61. **Semifinals:** Moravian 74, Eastern Conn. St. 67; Alma 81, Luther 80. **Third Place:** Luther 79, Eastern Conn. St. 74. **Championship:** Alma 79, Moravian 75.

1993 Regionals: Southern Me. 67, Salem St. 63; Rowan 65, Wm. Paterson 55; Babson 86, Western Conn. St. 68; Capital 93, Wittenberg 50; Geneseo St. 84, Buffalo St. 69; Moravian 56, Susquehanna 55; New York U. 64, St. John Fisher 57 (ot); Scranton 103, Waynesburg 76; Maryville (Tenn.) 85, Roanoke 67; Concordia-M'head 78, Muskingum 64; Marymount (Va.) 115, Chris. Newport 96; St. Benedict 78, St. Thomas (Minn.) 65; Wis.-Eau Claire 95, Wis.-Stout 89; Central (Iowa) 81, Augustana (Ill.) 68; Wis.-Whitewater 76, Calvin 68; Wartburg 75, Washington (Mo.) 60. **Sectional Semifinals:** Southern Me. 75, Rowan 48; Capital 68, Babson 56; Geneseo St. 80, Moravian 57; Scranton 82, New York U. 54; Concordia-M'head 87, Maryville (Tenn.) 69; St. Benedict 108, Marymount (Va.) 75; Central (Iowa) 70, Wis.-Eau Claire 63; Wartburg 83, Wis.-Whitewater 77. **Sectional Championships:** Capital 66, Southern Me. 56; Scranton 79, Geneseo St. 70; St. Benedict 84, Concordia-M'head 57; Central (Iowa) 62, Wartburg 60. **Semifinals:** Capital 65, Scranton 61; Central (Iowa) 60, St. Benedict 59. **Third Place:** Scranton 89, St. Benedict 69. **Championship:** Central (Iowa) 71, Capital 63.

1994 First Round: Upsala 81, Elizabethtown 70; Geneseo St. 79, William Smith 60; Penn St.-Behrend 92, Denison 73; Central (Iowa) 82, Lake Forest 71; N.C. Wesleyan 70, Roanoke 67; Aurora 61, Wartburg 57; Alma 74, Franklin 59; St. Thomas (Minn.) 90, Pomona-Pitzer 65. **Second Round:** Wheaton (Mass.) 75, Salem St. 69; Upsala 73, Rowan 65; Babson 76, Western Conn. St. 53; Scranton 80, Wm. Paterson 63; St. John Fisher 68, Geneseo St. 63; Defiance 65, Wittenberg 62; New York U. 86, Buffalo St. 64; Capital 96, Penn St.-Behrend 75; Marymount (Va.) 97, Mary Washington 80; Millikin 76, Central (Iowa) 61; Maryville (Tenn.) 84, N.C. Wesleyan 65; Washington (Mo.) 77, Aurora 68; Wis.-Oshkosh 63, Alma 59; Bethel (Minn.) 65, Concordia-M'head 61; Wis.-Eau Claire 87, Wis.-Stout 76; St. Benedict 83, St. Thomas (Minn.) 78. **Sectional Semifinals:** Wheaton (Mass.) 82, Upsala 77; Scranton 69, Babson 62; Defiance 59, St. John Fisher 55; Capital 74, New York U. 51; Millikin 85, Marymount (Va.) 68; Washington (Mo.) 94, Maryville (Tenn.) 77; Wis.-Oshkosh 70, Bethel (Minn.) 58; Wis.-Eau Claire 83, St. Benedict 82. **Sectional Championships:** Wheaton (Mass.) 81, Scranton 80 (ot); Capital 89, Defiance 64; Washington (Mo.) 67, Millikin 63; Wis.-Eau Claire 69, Wis.-Oshkosh 57. **Semifinals:** Capital 72, Wheaton

(Mass.) 54; Washington (Mo.) 86, Wis.-Eau Claire 82 (ot). **Third Place:** Wis.-Eau Claire 107, Wheaton (Mass.) 71. **Championship:** Capital 82, Washington (Mo.) 63.

1995 Play-in: Salem St. 69, Westfield St. 64; Clark (Mass.) 74, Plymouth St. 61; New York U. 67, Brockport St. 61; St. John Fisher 79, Binghamton 55; Trinity (Conn.) 66, Southern Me. 63; Wheaton (Mass.) 74, Middlebury 53; William Smith 84, Buffalo St. 65; Geneseo St. 86, Hartwick 60; Maryville (Tenn.) 90, Trinity (Tex.) 72; Roanoke 87, Ferrum 70; Franklin 78, Manchester 69; Wis.-Oshkosh 68, Hope 44; Marymount (Va.) 91, Chris. Newport 79; Emory 95, Millsaps 77; Wis.-Whitewater 72, Wis.-River Falls 71; Wis.-Eau Claire 70, Beloit 56; Gettysburg 73, Scranton 65; Wm. Paterson 82, Cabrini 41; Defiance 80, Wittenberg 58; Mount Union 70, Ohio Wesleyan 63; Johns Hopkins 77, Ursinus 67; Montclair St. 77, Elizabethtown 68; Waynesburg 68, Salisbury St. 66; Capital 74, Wash. & Jeff. 50; Millikin 70, Chicago 53; Central (Iowa) 70, Buena Vista 65; Claremont-M-S 63, Cal Lutheran 54; St. Thomas (Minn.) 66, Gust. Adolphus 54; Aurora 72, Luther 68; Washington (Mo.) 75, Ill. Wesleyan 69; Concordia-M'head 54, Bethel (Minn.) 50; St. Benedict 69, UC San Diego 57. **Second Round:** Salem St. 76, Clark (Mass.) 56; New York U. 70, St. John Fisher 62 (ot); Wheaton (Mass.) 80, Trinity (Conn.) 76; Geneseo St. 81, William Smith 66; Maryville (Tenn.) 90, Roanoke 59; Wis.-Oshkosh 61, Franklin 57; Emory 95, Marymount (Va.) 79; Wis.-Eau Claire 74, Wis.-Whitewater 64; Wm. Paterson 80, Gettysburg 55; Mount Union 73, Defiance 63; Johns Hopkins 75, Montclair St. 58; Capital 74, Waynesburg 40; Millikin 66, Central (Iowa) 58; St. Thomas (Minn.) 82, Claremont-M-S 52; Aurora 75, Washington (Mo.) 63; St. Benedict 71, Concordia-M'head 56. **Sectional Semifinals:** Salem St. 81, New York U. 78; Geneseo St. 69, Wheaton (Mass.) 66; Wis.-Oshkosh 83, Maryville (Tenn.) 67; Wis.-Eau Claire 88, Emory 51; Wm. Paterson 59, Mount Union 58; Capital 94, Johns Hopkins 79; St. Thomas (Minn.) 67, Millikin 58; St. Benedict 80, Aurora 46. **Sectional Championships:** Salem St. 76, Geneseo St. 65; Wis.-Oshkosh 86, Wis.-Eau Claire 80; Capital 75, Wm. Paterson 60; St. Thomas (Minn.) 67, St. Benedict 65. **Semifinals:** Wis.-Oshkosh 82, Salem St. 69; Capital 68, St. Thomas (Minn.) 59. **Third Place:** St. Thomas (Minn.) 82, Salem St. 79 (ot). **Championship:** Capital 59, Wis.-Oshkosh 55.

1996 First Round: Southern Me. 66, Regis (Mass.) 48; WPI 63, Westfield St. 58; Capital 71, Muskingum 65; Mount Union 64, Wittenberg 51; Middlebury 67, Emmanuel (Mass.) 54; Salem St. 69, Eastern Conn. St. 47; Salisbury St. 77, Goucher 53; Defiance 84, Baldwin-Wallace 73; Randolph-Macon 91, Shenandoah 74; Millsaps 65, Hendrix 57; Claremont-M-S 62, La Verne 61; Bethel (Minn.) 64, Concordia-M'head 60; Maryville (Tenn.) 77, Roanoke 76; Marymount (Va.) 92, Trinity (Tex.) 53; UC San Diego 58, Pomona-Pitzer 57; St. Thomas (Minn.) 68, St. Benedict 52; Rowan 81, Elizabethtown 68; Messiah 75, DeSales 65; William Smith 83, Hartwick 61; Geneseo St. 71, Binghamton 66; Johns Hopkins 70, Alvernia 58; Scranton 85, Cabrini 74; St. John Fisher 60, Nazareth 59; New York U. 96, CCNY 43; Millikin 74, MacMurray 43; Luther 91, Buena Vista 76; Wis.-Eau Claire 70, Wis.-Stout 41; Calvin 60, Ripon 50; Wheaton (Ill.) 72, Carthage 71; Washington (Mo.) 68, Ill. Wesleyan 63; Beloit 47, Alma 44; Wis.-Oshkosh 77, DePauw 45. **Second Round:** Southern Me. 73, WPI 52; Mount Union 65, Capital 62; Salem St. 58, Middlebury 55; Defiance 94, Salisbury St. 64; Randolph-Macon 99, Millsaps 66; Bethel (Minn.) 74, Claremont-M-S 63; Marymount (Va.) 81, Maryville (Tenn.) 69; St. Thomas (Minn.) 66, UC San Diego 42; Rowan 90, Messiah 65; William Smith 85, Geneseo St. 68; Scranton 75, Johns Hopkins 62; New York U. 82, St. John Fisher 41; Millikin 74, Luther 59; Wis.-Eau Claire 68, Calvin 47; Washington (Mo.) 68, Wheaton (Ill.) 62; Wis.-Oshkosh 69, Beloit 50. **Sectional Semifinals:** Mount Union 79, Southern Me. 62; Defiance 84, Salem St. 58; Bethel (Minn.) 96, Randolph-Macon 77; St. Thomas (Minn.) 67, Marymount (Va.) 62; Rowan 97, William Smith 69; New York U. 77, Scranton 48; Wis.-Eau Claire 90, Millikin 71; Wis.-Oshkosh 75, Washington (Mo.) 53. **Sectional Championships:** Mount Union 66, Defiance 61; St. Thomas (Minn.) 65, Bethel (Minn.) 57; New York U. 68, Rowan 63; Wis.-Oshkosh 62, Wis.-Eau

Claire 57. **Semifinals:** Mount Union 71, St. Thomas (Minn.) 57; Wis.-Oshkosh 62, New York U. 37. **Third Place:** St. Thomas (Minn.) 75, New York U. 51. **Championship:** Wis.-Oshkosh 66, Mount Union 50.

1997 First Round: New York U. 66, Nazareth 50; St. John Fisher 75, Hartwick 62 (2 ot); Rowan 77, Frostburg St. 47; Wm. Paterson 81, Gallaudet 69; Ithaca 73, Binghamton 66; William Smith 84, Geneseo St. 62; TCNJ 80, Colby-Sawyer 71; Marymount (Va.) 79, Staten Island 58; Emmanuel (Mass.) 88, Clark (Mass.) 81; Western Conn. St. 86, Bates 65; Elizabethtown 69, DeSales 61; Johns Hopkins 66, Cabrini 45; Williams 80, Salem St. 66; Southern Me. 53, Trinity (Conn.) 51; Alvernia 63, Lycoming 45; Scranton 83, Muhlenberg 54; Defiance 92, Hanover 51; Alma 66, Kenyon 59; Buena Vista 80, Bethel (Minn.) 77 (ot); UC San Diego 74, Pomona-Pitzer 50; Calvin 58, Baldwin-Wallace 55; Capital 80, Bethany (W.Va.) 46; St. Benedict 97, Chapman 59; St. Thomas (Minn.) 89, Luther 47; Millikin 61, Washington (Mo.) 53; Wis.-Stout 65, Wheaton (Ill.) 60; Emory 70, Greensboro 51; Hendrix 76, SCAD 54; Wis.-Oshkosh 89, Blackburn 52; Wis.-Eau Claire 78, Beloit 57; Bridgewater (Va.) 82, Chris. Newport 72; Thomas More 80, Roanoke 76.

Second Round: New York U. 75, St. John Fisher 46; Wm. Paterson 60, Rowan 58; William Smith 81, Ithaca 57; Marymount (Va.) 63, TCNJ 52; Western Conn. St. 76, Emmanuel (Mass.) 52; Johns Hopkins 64, Elizabethtown 57; Southern Me. 68, Williams 61; Scranton 66, Alvernia 63; Defiance 85, Alma 72; Buena Vista 80, UC San Diego 77; Capital 66, Calvin 44; St. Thomas (Minn.) 95, St. Benedict 67; Millikin 81, Wis.-Stout 77; Emory 40, Hendrix 36; Wis.-Eau Claire 63, Wis.-Oshkosh 56; Thomas More 83, Bridgewater (Va.) 81. **Sectional Semifinals:** New York U. 84, Wm. Paterson 74; William Smith 80, Marymount (Va.) 75; Johns Hopkins 76, Western Conn. St. 66; Scranton 70, Southern Me. 61; Defiance 90, Buena Vista 80; Capital 70, St. Thomas (Minn.) 64; Millikin 51, Emory 43; Wis.-Eau Claire 90, Thomas More 55. **Sectional Championships:** New York U. 75, William Smith 53; Scranton 65, Johns Hopkins 54; Capital 79, Defiance 62; Wis.-Eau Claire 97, Millikin 63. **Semifinals:** New York U. 84, Scranton 72; Wis.-Eau Claire 77, Capital 63. **Third Place:** Capital 70, Scranton 48. **Championship:** New York U. 72, Wis.-Eau Claire 70.

1998 First Round: Muhlenberg 53, DeSales 45; Salem St. 89, Clark (Mass.) 76; Alvernia 83, Wash. & Jeff. 65; Western Conn. St. 67, Middlebury 45; Calvin 56, Wittenberg 47; UC San Diego 62, Cal Lutheran 56; Baldwin-Wallace 75, Hope 71; Central (Iowa) 65, Luther 51; Elmira 62, Oneonta St. 58; TCNJ 63, Colby-Sawyer 35; William Smith 76, Nazareth 52; Mary Washington 56, St. Mary's (Md.) 43; Wis.-Eau Claire 86, Beloit 81 (2 ot); Austin 69, Southwestern (Tex.) 51; Millikin 68, Wheaton (Ill.) 58; Chris. Newport 77, Roanoke 57. **Second Round:** Johns Hopkins 68, Muhlenberg 44; Bates 71, Salem St. 67; Scranton 68, Alvernia 52; Southern Me. 79, Western Conn. St. 62; Mount Union 57, Calvin 56; St. Benedict 73, UC San Diego 47; DePauw 70, Baldwin-Wallace 63; St. Thomas (Minn.) 85, Central (Iowa) 56; Elmira 82, Binghamton 73; Wm. Paterson 69, TCNJ 57; New York U. 70, William Smith 54; Rowan 95, Mary Washington 60; Wis.-Oshkosh 65, Wis.-Eau Claire 49; Austin 64, Randolph-Macon 52; Washington (Mo.) 66, Millikin 54; Bridgewater (Va.) 90, Chris. Newport 87. **Sectional Semifinals:** Johns Hopkins 69, Bates 56; Southern Me. 76, Scranton 72; Mount Union 79, St. Benedict 74; St. Thomas (Minn.) 80, DePauw 61; Wm. Paterson 60, Elmira 48; Rowan 57, New York U. 52; Wis.-Oshkosh 57, Austin 44; Washington (Mo.) 82, Bridgewater (Va.) 36. **Sectional Championships:** Southern Me. 81, Johns Hopkins 72; Mount Union 67, St. Thomas (Minn.) 63; Rowan 66, Wm. Paterson 43; Washington (Mo.) 53, Wis.-Oshkosh 45. **Semifinals:** Southern Me. 79, Mount Union 66; Washington (Mo.) 66, Rowan 51. **Third Place:** Mount Union 68, Rowan 64. **Championship:** Washington (Mo.) 77, Southern Me. 69.

1999 First Round: Gallaudet 80, St. Mary's (Md.) 73; Southern Me. 56, Babson 43; Colby-Sawyer 74, Hunter 60; Bowdoin 49, Bates 44; Austin 77, Randolph-Macon 49; St. Thomas (Minn.) 67, Wartburg 41; N.C. Wesleyan 69, Bridgewater (Va.) 60; Pacific Lutheran 56, Cal Lutheran 54; St. Lawrence 61, Elmira 52; Johns

Hopkins 61, Cabrini 53; William Smith 62, Hartwick 47; Gwynedd-Mercy 66, Susquehanna 63 (ot); Wheaton (Ill.) 58, Lakeland 50; Capital 86, Hope 75; Wis.-Eau Claire 82, Lawrence 57; Calvin 60, Ohio Wesleyan 50.

Second Round: Gallaudet 81, TCNJ 71; Salem St. 53, Southern Me. 46; Rowan 72, Colby-Sawyer 50; Williams 72, Bowdoin 58; DePauw 67, Austin 62; St. Benedict 76, St. Thomas (Minn.) 68; Hardin-Simmons 84, N.C. Wesleyan 62; Pacific Lutheran 60, Simpson 57; New York U. 59, St. Lawrence 48; Elizabethtown 77, Johns Hopkins 53; William Smith 64, Cortland St. 56; Scranton 75, Gwynedd-Mercy 64; Washington (Mo.) 75, Wheaton (Ill.) 38; Capital 82, Defiance 72; Wis.-Oshkosh 70, Wis.-Eau Claire 60; Calvin 75, Baldwin-Wallace 67. **Sectional Semifinals:** Salem St. 75, Gallaudet 65; Williams 62, Rowan 56; St. Benedict 78, DePauw 67; Pacific Lutheran 54, Hardin-Simmons 34; New York U. 87, Elizabethtown 70; Scranton 64, William Smith 47; Washington (Mo.) 77, Capital 70 (ot); Wis.-Oshkosh 61, Calvin 59. **Sectional Championships:** Salem St. 76, Williams 60; St. Benedict 61, Pacific Lutheran 55; Scranton 81, New York U. 60; Washington (Mo.) 56, Wis.-Oshkosh 55. **Semifinals:** St. Benedict 74, Salem St. 54; Washington (Mo.) 74, Scranton 65. **Third Place:** Salem St. 75, Scranton 65. **Championship:** Washington (Mo.) 74, St. Benedict 65.

2000 First Round: King's (Pa.) 60, Johns Hopkins 57; Messiah 71, Bethany 66 (ot); St. John Fisher 66, Mt. St. Mary (N.Y.) 55; William Smith 78, Gwynedd-Mercy 52; Wilmington (Ohio) 64, Kenyon 46; Calvin 68, Lake Forest 42; Wis.-Oshkosh 64, Wis. Lutheran 38; Millikin 78, Fontbonne 54; Salem St. 55, Wellesley 48; Clark (Mass.) 63, Norwich 58; Salisbury St. 80, Staten Island 63; Richard Stockton 80, Centenary (N.J.) 45; Pacific Lutheran 50, Whitworth 46; George Fox 63, Linfield 51; Cal Lutheran 72, UC San Diego 66; McMurry 62, Simpson 47; Hendrix 56, Maryville (Tenn.) 44; Roanoke 69, Shenandoah 55. **Second Round:** King's (Pa.) 62, DeSales 54; Scranton 67, Messiah 43; St. Lawrence 49, William Smith 43; St. John Fisher 65, Cortland St. 60; Calvin 64, Capital 63; Baldwin-Wallace 77, Wilmington (Ohio) 72; Washington (Mo.) 67, Wis.-Oshkosh 46; Wis.-Eau Claire 75, Millikin 38; Clark (Mass.) 63, Bates 59; Southern Me. 72, Salem St. 68; Rowan 87, Salisbury St. 73; Eastern Nazarene 66, Richard Stockton 63; St. Thomas (Minn.) 64, Pacific Lutheran 45; George Fox 71, Cal Lutheran 63; McMurry 70; Hendrix 59; Hardin-Simmons 101, Roanoke 76. **Sectional Semifinals:** Southern Me. 77, Clark (Mass.) 61; Rowan 70, Eastern Nazarene 44; St. Thomas (Minn.) 76, George Fox 64; Hardin-Simmons 62, McMurry 60; Scranton 49, King's (Pa.) 45; St. Lawrence 67, St. John Fisher 62; Baldwin-Wallace 76, Calvin 72, (2 ot); Washington (Mo.) 81, Wis.-Eau Claire 63. **Sectional Championships:** Southern Me. 65, Rowan 62; St. Thomas (Minn.) 68, Hardin-Simmons 56; Scranton 72, St. Lawrence 59; Washington (Mo.) 86, Baldwin-Wallace 71. **Semifinals:** Southern Me. 49, St. Thomas (Minn.) 42; Washington (Mo.) 64, Scranton 30. **Third Place:** St. Thomas (Minn.) 66, Scranton 56. **Championship:** Washington (Mo.) 79, Southern Me. 33.

2001 First Round: Mt. St. Mary (N.Y.) 66, Rensselaer 54; Bowdoin 61, Eastern Conn. St. 53; Springfield 60, Southern Me. 49; Cortland St. 62, St. Lawrence 60; Fontbonne 83, Rockford 47; Neb. Wesleyan 73, Carleton 51; Wartburg 86, Chapman 78; St. Thomas (Minn.) 69, Claremont MS 59; Wis.-Eau Claire 71, Lakeland 43; Ithaca 79, New England 61; Swarthmore 66, Gwynedd-Mercy 55; Messiah 70, Bethany (W.Va.) 58; Marymount (Va.) 85, Staten Island 65; Ohio Wesleyan 67, Lake Forest 55; Centre 87, Thomas More 86; Maryville (Tenn.) 77, Chris. Newport 65; Guilford 80, Meredith 57; Defiance 90, Penn St.-Behrend 59.

Second Round: New York U. 89, Mt. St. Mary (N.Y.) 47; Bowdoin 72, Salem St. 65 (ot); Emmanuel (Mass.) 79, Springfield 56; Cortland St. 70, Oneonta St. 64; Fontbonne 69, Millikin 56; Wartburg 85, Neb. Wesleyan 71; St. Thomas (Minn.) 64, George Fox 52; Washington (Mo.) 87, Wis.-Eau Claire 67; TCNJ 68, Ithaca 58; Elizabethtown 79, Swarthmore 58; Messiah 68, King's (Pa.) 61; Marymount (Va.) 64, Salisbury St. 59; Ohio Wesleyan 72, Hope 71; Centre 63, Maryville (Tenn.) 57; Hardin-Simmons 106, Guilford 77; Baldwin-

Wallace 82, Defiance 63. **Sectional Semifinals:** New York U. 64, Bowdoin 60; Emmanuel (Mass.) 87, Cortland St. 70; Wartburg 82, Fontbonne 78; Washington (Mo.) 65, St. Thomas (Minn.) 58; TCNJ 68, Elizabethtown 45; Messiah 97, Marymount (Va.) 86 (2 ot); Ohio Wesleyan 71, Centre 64; Baldwin-Wallace 78, Hardin-Simmons 71. **Sectional Championships:** Emmanuel (Mass.) 74, New York U. 70 (ot); Washington (Mo.) 83, Wartburg 71; Messiah 72, TCNJ 61; Ohio Wesleyan 66, Baldwin-Wallace 64. **Semifinals:** Washington (Mo.) 78, Emmanuel (Mass.) 62; Messiah 70, Ohio Wesleyan 57. **Third Place:** Ohio Wesleyan 70, Emmanuel (Mass.) 64. **Championship:** Washington (Mo.) 67, Messiah 45.

2002 First Round: Bethany (W.Va.) 79, Benedictine (Ill.) 58; Thomas More 80, Anderson (Ind.) 75; Maryville (Tenn.) 79, SCAD 66; Alvernia 62, Hunter 46; Kean 85, Salve Regina 82; Chris. Newport 71, Hood 40; Guilford 54, Methodist 47; Eastern Conn. St. 62, Salem St. 61; Emmanuel (Mass.) 63, Southern Me. 51; Ohio Wesleyan 71, Buffalo St. 61; Case Reserve 59, Mt. St. Mary (N.Y.) 56; Scranton 71, McDaniel 61; Wis.-Stevens Point 88, Lake Forest 52; Lakeland 61, Millikin 54; Webster 81, Aurora 60; St. Benedict 91, Wis.-Stout 80; Carleton 71, Wartburg 61; Chapman 78, Pomona-Pitzer 65. **Second Round:** Wilmington (Ohio) 83, Bethany (W.Va.) 66; Hope 87, Thomas More 76; DePauw 75, Maryville (Tenn.) 58; Hardin-Simmons 72, Guilford 71; Springfield 61, Eastern Conn. St. 50; Bowdoin 60, Emmanuel (Mass.) 66; Ohio Wesleyan 73, Ithaca 67; St. Lawrence 73, Case Reserve 67; Scranton 70, Messiah 65; King's (Pa.) 79, Alvernia 61; Salisbury 67, Kean 49; Marymount (Va.) 75, Chris. Newport 62; Wis.-Stevens Point 66, Washington (Mo.) 60; Webster 48, Lakeland 33; Pacific Lutheran 60, St. Benedict 54; Chapman 87, Carleton 74. **Sectional Semifinals:** DePauw 84, Hardin-Simmons 60; Wilmington (Ohio) 89, Hope 81; St. Lawrence 57, Ohio Wesleyan 56; Bowdoin 64, Springfield 50; King's (Pa.) 72, Scranton 57; Marymount (Va.) 79, Salisbury 52; Pacific Lutheran 62, Chapman 54; Wis.-Stevens Point 71, Webster 61. **Sectional Championships:** DePauw 88, Wilmington (Ohio) 70; St. Lawrence 64, Bowdoin 51; Marymount (Va.) 67, King's (Pa.) 64; Wis.-Stevens Point 64, Pacific Lutheran 47. **Semifinals:** St. Lawrence 69, DePauw 54; Wis.-Stevens Point 80, Marymount (Va.) 57. **Third Place:** DePauw 65, Marymount (Va.) 58. **Championship:** Wis.-Stevens Point 67, St. Lawrence 65.

2003 First Round: Rutgers-Camden 63, Gwynedd-Mercy 48; Johns Hopkins 75, Hunter 50; Messiah 84, Hood 46; Scranton 66, St. Lawrence 61; Ithaca 81, Brockport St. 68; Randolph-Macon 77, Meredith 74; Maryville (Tenn.) 50, Methodist 49; Ill. Wesleyan 67, Fontbonne 54; St. Norbert 65, Rockford 47; Emmanuel (Mass.) 69, Salve Regina 52; Salem St. 61, Springfield 50; Pitt.-Greensburg 62, Mt. St. Mary (N.Y.) 54; Eastern Conn. St. 91, Farmingdale 49; Wis.-Eau Claire 70, Wis. Lutheran 49; Chapman 70, La Verne 46; Gust. Adolphus 67, Loras 59; Baldwin-Wallace 64, Wittenberg 57; Hope 75, Mt. St. Joseph 63. **Second Round:** Marymount (Va.) 83, Rutgers-Camden 80; Messiah 86, Johns Hopkins 60; Rochester 59, Scranton 45; Ithaca 86, St. John Fisher 79 (ot); Hardin-Simmons 104, Randolph-Macon 80; Trinity (Tex.) 66, Maryville (Tenn.) 60; Washington (Mo.) 80, Ill. Wesleyan 56; St. Norbert 60, Carleton 47; Bowdoin 73, Emmanuel (Mass.) 50; Southern Me. 72, Salem St. 54; King's (Pa.) 82, Pitt.-Greensburg 67; Eastern Conn. St. 65, DeSales 61; Wis.-Eau Claire 81, Chapman 45; Pacific Lutheran 68, Gust. Adolphus 54; Wilmington (Ohio) 74, Baldwin-Wallace 63; Hope 71, Wash. & Jeff. 60. **Sectional Semifinals:** Messiah 83, Marymount (Va.) 82; Rochester 57, Ithaca 51; Trinity (Tex.) 67, Hardin-Simmons 61; Washington (Mo.) 83, St. Norbert 65; Bowdoin 64, Southern Me. 47; Eastern Conn. St. 67, King's (Pa.) 57; Wis.-Eau Claire 43, Pacific Lutheran 41; Hope 77, Wilmington (Ohio) 73. **Sectional Championships:** Rochester 71, Messiah 60; Trinity (Tex.) 76, Washington (Mo.) 57; Eastern Conn. St. 58, Bowdoin 47; Wis.-Eau Claire 74, Hope 56. **Semifinals:** Trinity (Tex.) 63, Rochester 54; Eastern Conn. St. 52, Wis.-Eau Claire 49 (ot). **Third Place:** Wis.-Eau Claire 82, Rochester 77 (2ot). **Championship:** Trinity (Tex.) 60, Eastern Conn. St. 58.

Gymnastics

NATIONAL COLLEGIATE



2003 Championships

Edited by: Marty Benson

Highlights

Bruins are Back: UCLA knocked defending champion Alabama from the top to win its third team championship in the last four years and fourth in the last seven years, April 26 at Nebraska. UCLA's total of 197.825 was the third-highest in event history, trailing Alabama (198.025) in 1996 and Georgia (198.000) in 1993.

Only Nebraska produced a higher event score than the Bruins in this year's meet, scoring 49.550 on vault, the highest in any event. UCLA's Jamie Dantzscher, the 2002 all-around champion, finished second to Cornhuskers champion Richelle Simpson.

For more go to the May 12, 2003 issue of The NCAA News at www.ncaa.org.

TEAM RESULTS

1. UCLA.....	197.825	5. Michigan	196.050	9. Arizona St.....	194.225
2. Alabama.....	197.275	6. Utah	195.300	10. LSU.....	194.000
3. Georgia.....	197.150	7. Florida	196.325	11. Iowa.....	193.825
4. Nebraska.....	197.125	8. Stanford.....	196.200	12. Auburn.....	193.525

[Note: Scores for the top six teams are from the team-final session. Scores for all other teams are from the team-preliminary session.]

INDIVIDUAL LEADERS

All-around: 1. Richelle Simpson, Nebraska, 39.800; 2. Jamie Dantzscher, UCLA, 39.725; 3. A.J. Lamb, Nebraska, 39.675; 4. (tie) Jeana Rice, Alabama; and Onnie Willis, UCLA, 39.550; 6. Calli Ryals, Michigan, 39.500.

Vault: 1. Richelle Simpson, Nebraska, 9.9750; 2. (tie) A.J. Lamb, Nebraska; Chelsa Byrd, Georgia; and Annabeth Eberle, Utah, 9.9500; 5. (tie) Gina Bruce, Nebraska; Ashley Miles, Alabama; Jeana Rice, Alabama; Jamie Dantzscher, UCLA; and Kate Richardson, UCLA, 9.900.

Uneven bars: 1. (tie) Richelle Simpson, Nebraska; and Jamie Dantzscher, UCLA, 9.950; 3. (tie) Calli Ryals, Michigan; Chelsa Byrd, Georgia; and Jeanette Antolin, UCLA, 9.925; 6. (tie) Julie Houk, Nebraska; A.J. Lamb, Nebraska; Jenny Deiley, Michigan; Kinsey Rowe, Georgia; Mari Bayer, Alabama; Kristin Sterner, Alabama; Larissa Stewart, Alabama; and Yvonne Tousek, UCLA, 9.900.

Balance beam: 1. Kate Richardson, UCLA, 9.950; 2. (tie) Richelle Simpson, Nebraska; and Onnie Willis, UCLA, 9.925; 4. (tie) A.J. Lamb, Nebraska; Kinsey Rowe, Georgia; Jeana Rice, Alabama; Kristin Sterner, Alabama; Jamie Dantzscher, UCLA; and Yvonne Tousek, UCLA, 9.900.

Floor exercise: 1. Jamie Dantzscher, UCLA, 9.975; 2. (tie) Richelle Simpson, Nebraska; and Ashley Miles, Alabama, 9.950; 4. A.J. Lamb, Nebraska, 9.925; 5. (tie) Calli Ryals, Michigan; Chelsa Byrd, Georgia; Malia Jones, UCLA; and Onnie Willis, UCLA, 9.900.



Photo by Scott Bruhn/NCAA Photos

Richelle Simpson of Nebraska won the all-around in front of a Cornhuskers crowd.

History

Team Results

Year	Champion	Coach	Points	Runner-Up	Points	Host or Site	Championships Attendance
1982	Utah	Greg Marsden	148.60	Cal St. Fullerton	144.10	Utah	22,316
1983	Utah	Greg Marsden	184.65	Arizona St.	183.30	Utah	25,861
1984	Utah	Greg Marsden	186.05	UCLA	185.55	UCLA	21,563
1985	Utah	Greg Marsden	188.35	Arizona St.	186.60	Utah	21,303
1986	Utah	Greg Marsden	186.95	Arizona St.	186.70	Florida	25,655
1987	Georgia	Suzanne Yoculan	187.90	Utah	187.55	Utah	25,620
1988	Alabama	Sarah Patterson	190.05	Utah	189.50	Utah	23,220
1989	Georgia	Suzanne Yoculan	192.65	UCLA	192.60	Georgia	21,269
1990	Utah	Greg Marsden	194.900	Alabama	194.575	Oregon St.	35,614
1991	Alabama	Sarah Patterson	195.125	Utah	194.375	Alabama	31,769
1992	Utah	Greg Marsden	195.650	Georgia	194.600	Minnesota	32,591
1993	Georgia	Suzanne Yoculan	198.000	Alabama	196.825	Oregon St.	21,948
1994	Utah	Greg Marsden	196.400	Alabama	196.350	Utah	28,222

Year	Champion	Coach	Points	Runner-Up	Points	Host or Site	Championships Attendance
1995	Utah	Greg Marsden	196.650	Alabama Michigan UCLA	196.425 196.425 197.475	Georgia	22,978
1996	Alabama	Sarah Patterson	198.025	Arizona St.	196.850	Florida	25,223
1997	UCLA	Valorie Kondos Field	197.150	Florida	196.350	UCLA	31,061
1998	Georgia	Suzanne Yoculan	197.725	Michigan	196.550	Utah	25,631
1999	Georgia	Suzanne Yoculan	196.850	Utah	196.875	Boise St.	18,992
2000	UCLA	Valorie Kondos Field	197.300	Georgia	197.400	Alabama	17,740
2001	UCLA	Valorie Kondos Field	197.575	Georgia	197.400	Alabama	37,141
2002	Alabama	Sarah Patterson	197.575	Alabama	197.275	Nebraska	20,287
2003	UCLA	Valorie Kondos Field	197.825				

TEAM CHAMPIONSHIPS

Utah 9, Georgia 5, Alabama 4, UCLA 4.

INDIVIDUAL CHAMPIONSHIPS

Georgia 26, UCLA 23, Utah 22, Alabama 13, Arizona St. 9, Kentucky 8, Oregon St. 6, Michigan 5, Nebraska 6, Florida 4, Oklahoma 4, Minnesota 3, Arizona 2, Massachusetts 2, Washington 2, Bowling Green, Cal St. Fullerton, LSU, Penn St., Pittsburgh, Stanford, 1 each.

(Note: Totals include co-championships.)

Individual Records

(Note: Records include co-championships. Key to abbreviations: A-A—all-around, BB—balance beam, FE—floor exercise, UB—uneven bars, V—vault.)

INDIVIDUAL TITLES, YEAR

- 4—Missy Marlowe, Utah, 1992 (A-A, UB, BB, FE); Jenny Hansen, Kentucky, 1995 (A-A, V, BB, FE).
- 3—Kelly Garrison-Steves, Oklahoma, 1988 (A-A, BB, UB); Hope Spivey, Georgia, 1991 (A-A, FE, V); Jenny Hansen, Kentucky, 1994 (A-A, V, BB); Jamie Dantzscher, UCLA, 2002 (A-A, FE, V); Richelle Simpson, Nebraska, 2003 (A-A, UE, V).

INDIVIDUAL TITLES, CAREER

- 8—Jenny Hansen, Kentucky (A-A 1993-94-95, V 1994-95, BB 1994-95, FE 1995).
- 5—Missy Marlowe, Utah (A-A 1992, BB 1991-92, FE 1992, UB 1992); Jamie Dantzscher, UCLA (A-A 2002, FE 2002-03, UB, 2003, V, 2002)

REPEAT CHAMPIONSHIPS

- 3—Elaine Alfano, Utah (V 1982-83-85); Kim Hamilton, UCLA (FE 1987-88-89); Lucy Wener, Georgia (UB 1986-87-89); Jenny Hansen, Kentucky (A-A 1993-94-95); Beth Wymer, Michigan (UB 1993-94-95).

Team Records

INDIVIDUAL CHAMPIONSHIPS, YEAR

- 5—Utah, 1992.
- 4—Arizona St., 1986; Georgia, 1991; Kentucky, 1995; Georgia, 1998.

Individual Champions

ALL-AROUND

- 1982 Sue Stednitz, Utah
- 1983 Megan McCuniff, Utah
- 1984 Megan Marsden, Utah
- 1985 Penney Hauschild, Alabama
- 1986 Jackie Brummer, Arizona St.
- 1987 Kelly Garrison-Steves, Oklahoma
- 1988 Kelly Garrison-Steves, Oklahoma
- 1989 Corinne Wright, Georgia
- 1990 Dee Dee Foster, Alabama
- 1991 Hope Spivey, Georgia
- 1992 Missy Marlowe, Utah
- 1993 Jenny Hansen, Kentucky
- 1994 Jenny Hansen, Kentucky
- 1995 Jenny Hansen, Kentucky
- 1996 Meredith Willard, Alabama

- 1997 Kim Arnold, Georgia
- 1998 Kim Arnold, Georgia
- 1999 Theresa Kulikowski, Utah
- 2000 Heather Brink, Nebraska
- 2001 Onnie Willis, UCLA
- Elise Ray, Michigan
- 2002 Jamie Dantzscher, UCLA
- 2003 Richelle Simpson, Nebraska

VAULT

- 1982 Elaine Alfano, Utah
- 1983 Elaine Alfano, Utah
- 1984 Megan Marsden, Utah
- 1985 Elaine Alfano, Utah
- 1986 Pam Loree, Penn St.
- Kim Neal, Arizona St.
- 1987 Yumi Mordre, Washington
- 1988 Jill Andrews, UCLA
- 1989 Kim Hamilton, UCLA
- 1990 Michele Bryant, Nebraska
- 1991 Anna Basaldua, Arizona
- Hope Spivey, Georgia
- 1992 Kristen Kenoyer, Utah
- Tammy Marshall, Massachusetts
- Heather Stepp, Georgia
- 1993 Heather Stepp, Georgia
- 1994 Jenny Hansen, Kentucky
- 1995 Jenny Hansen, Kentucky
- 1996 Leah Brown, Georgia
- 1997 Susan Hines, Florida
- 1998 Larissa Fontaine, Stanford
- Susan Hines, Florida
- 1999 Heidi Money maker, UCLA
- 2000 Heather Brink, Nebraska
- 2001 Cory Fritzingler, Georgia
- 2002 Jamie Dantzscher, UCLA
- 2003 Richelle Simpson, Nebraska

UNEVEN BARS

- 1982 Lisa Shirk, Pittsburgh
- 1983 Jeri Cameron, Arizona St.
- 1984 Jackie Brummer, Arizona St.
- 1985 Penney Hauschild, Alabama
- 1986 Lucy Wener, Georgia
- 1987 Lucy Wener, Georgia
- 1988 Kelly Garrison-Steves, Oklahoma
- 1989 Lucy Wener, Georgia
- 1990 Marie Roethlisberger, Minnesota
- 1991 Kelly Macy, Georgia
- 1992 Missy Marlowe, Utah
- 1993 Agina Simpkins, Georgia
- Beth Wymer, Michigan
- 1994 Lori Strong, Georgia
- Sandy Woolsey, Utah
- Beth Wymer, Michigan
- 1995 Beth Wymer, Michigan
- 1996 Stephanie Woods, Alabama
- 1997 Jenni Beathard, Georgia
- 1998 Heidi Money maker, UCLA
- 1999 Angie Leonard, Utah
- 2000 Mohini Bhardwaj, UCLA
- 2001 Yvonne Tousek, UCLA
- 2002 Andree Pickens, Alabama
- 2003 Jamie Dantzscher, UCLA
- Richelle Simpson, Nebraska

BALANCE BEAM

- 1982 Sue Stednitz, Utah
- 1983 Julie Goewey, Cal St. Fullerton
- 1984 Heidi Anderson, Oregon St.
- 1985 Lisa Zeis, Arizona St.
- 1986 Jackie Brummer, Arizona St.

- 1987 Yumi Mordre, Washington
- 1988 Kelly Garrison-Steves, Oklahoma
- 1989 Jill Andrews, UCLA
- Joy Selig, Oregon St.
- 1990 Joy Selig, Oregon St.
- 1991 Gina Basile, Alabama
- Missy Marlowe, Utah
- 1992 Dana Dobransky, Alabama
- Missy Marlowe, Utah
- 1993 Dana Dobransky, Alabama
- 1994 Jenny Hansen, Kentucky
- 1995 Jenny Hansen, Kentucky
- 1996 Summer Reid, Utah
- 1997 Elizabeth Reid, Arizona St.
- Summer Reid, Utah
- 1998 Kim Arnold, Georgia
- Jenni Beathard, Georgia
- Betsy Hamm, Florida
- 1999 Kiralee Hayashi, UCLA
- Theresa Kulikowski, Utah
- Andree Pickens, Alabama
- Lena Degteva, UCLA
- 2000 Theresa Kulikowski, Utah
- 2001 Elise Ray, Michigan
- 2002 Kate Richardson, UCLA

FLOOR EXERCISE

- 1982 Mary Ayotte-Law, Oregon St.
- 1983 Kim Neal, Arizona St.
- 1984 Maria Anz, Florida
- 1985 Lisa Mitzel, Utah
- 1986 Penney Hauschild, Alabama
- Lisa Zeis, Arizona St.
- 1987 Kim Hamilton, UCLA
- 1988 Kim Hamilton, UCLA
- 1989 Kim Hamilton, UCLA
- Corinne Wright, Georgia
- Joy Selig, Oregon St.
- 1990 Hope Spivey, Georgia
- 1992 Missy Marlowe, Utah
- 1993 Amy Durham, Oregon St.
- Tammy Marshall, Massachusetts
- Heather Stepp, Georgia
- 1994 Hope Spivey-Sheeley, Georgia
- 1995 Leslie Angeles, Georgia
- Jenny Hansen, Kentucky
- Stella Umeh, UCLA
- 1996 Heidi Hornbeek, Arizona
- Kim Kelly, Alabama
- 1997 Leah Brown, Georgia
- 1998 Karin Lichey, Georgia
- Stella Umeh, UCLA
- 1999 Marny Oestreg, Bowling Green
- 2000 Suzanne Sears, Georgia
- 2001 Mohini Bhardwaj, UCLA
- 2002 Nicole Arnstad, LSU
- Jamie Dantzscher, UCLA
- 2003 Jamie Dantzscher, UCLA

All-Time Team Results

Note: From 1993 to present, scores for the top six teams are from the team-final session. Scores for all other teams are from the team-preliminary session.

- 1982: 1. Utah, 148.60; 2. Cal St. Fullerton, 144.10; 3. Penn St., 143.10; 4. Oregon St., 143.00; 5. Arizona St., 142.95; 6. UCLA, 142.40; 7. Florida, 140.90; 8. Nebraska, 138.10; 9. Oklahoma St., 137.20; 10. Michigan, 136.90.

1983: 1. Utah, 184.65; 2. Arizona St., 183.30; 3. Cal St. Fullerton, 179.25; 4. Alabama, 179.05; 5. Florida, 177.85; 6. (tie) UCLA and LSU, 177.80; 8. Ohio St., 176.65; 9. Oregon St., 173.55; 10. Nebraska, 165.55.

1984: 1. Utah, 186.05; 2. UCLA, 185.55; 3. Cal St. Fullerton, 183.9; 4. Arizona St., 183.65; 5. Florida, 182.2; 6. Alabama, 180.8; 7. Penn St., 179.45; 8. Washington, 178.55; 9. Georgia, 177.6; 10. Arizona, 176.9.

1985: 1. Utah, 188.35; 2. Arizona St., 186.6; 3. Florida, 184.3; 4. Alabama, 184.05; 5. Cal St. Fullerton, 183.5; 6. Oregon, 183.15; 7. Georgia, 180.9; 8. Ohio St., 179.75; 9. Penn St., 179.0; 10. Oklahoma, 177.4.

1986: 1. Utah, 186.95; 2. Arizona St., 186.70; 3. Alabama, 186.35; 4. Georgia, 185.45; 5. Cal St. Fullerton, 185.00; 6. Penn St., 182.70; 7. UCLA, 181.70; 8. Florida, 181.30; 9. LSU, 180.55; 10. Ohio St., 177.80.

1987: 1. Georgia, 187.90; 2. Utah, 187.55; 3. UCLA, 187.00; 4. Alabama, 186.60; 5. Arizona St., 184.00; 6. Florida, 183.80; 7. LSU, 181.50; 8. Ohio St., 180.20; 9. Washington, 179.85; 10. Nebraska, 179.50; 11. Arizona, 179.45; 12. Oregon St., 174.50.

1988: 1. Alabama, 190.05; 2. Utah, 189.50; 3. UCLA, 188.80; 4. LSU, 187.90; 5. Georgia, 186.80; 6. Florida, 186.65; 7. Oregon St., 186.50; 8. Arizona St., 185.10; 9. Arizona, 184.00; 10. Nebraska, 183.55; 11. Penn St., 179.70; 12. Michigan St., 178.80.

1989: 1. Georgia, 192.65; 2. UCLA, 192.60; 3. Alabama, 192.10; 4. Nebraska, 190.80; 5. Utah, 190.20; 6. Cal St. Fullerton, 189.45; 7. (tie) Arizona St. and Oregon St., 187.90; 9. Oklahoma, 187.05; 10. Florida, 187.00; 11. Arizona, 186.50; 12. Ohio St., 186.40.

1990: 1. Utah, 194.900; 2. Alabama, 194.575; 3. Georgia, 193.225; 4. UCLA, 193.100; 5. Nebraska, 192.225; 6. LSU, 192.100; 7. Oregon St., 189.950; 8. Cal St. Fullerton, 189.700; 9. Towson, 187.975; 10. (tie) Arizona and Florida, 187.175; 12. Ohio St., 183.650.

1991: 1. Alabama, 195.125; 2. Utah, 194.375; 3. Georgia, 193.375; 4. Oregon St., 192.350; 5. Penn St., 190.950; 6. Florida, 189.700; 7. LSU, 188.600; 8. Brigham Young, 187.700; 9. (tie) Arizona St. and Auburn, 187.650; 11. Arizona, 187.475; 12. Utah St., 185.950.

1992: 1. Utah, 195.650; 2. Georgia, 194.600; 3. Alabama, 193.350; 4. Penn St., 192.775; 5. Arizona, 191.950; 6. Oregon St., 191.375; 7. Arizona St., 191.025; 8. California, 190.725; 9. UCLA, 189.825; 10. Stanford, 189.100; 11. Florida, 188.725; 12. Brigham Young, 187.775.

1993: 1. Georgia, 198.000; 2. Alabama, 196.825; 3. Utah, 195.825; 4. UCLA, 194.925; 5. Auburn, 194.725; 6. Arizona, 194.075; 7. (tie) LSU and Oregon St., 193.425; 9. Michigan, 193.125; 10. Florida, 192.950; 11. Penn St., 192.700; 12. Arizona St., 192.175.

1994: 1. Utah, 196.400; 2. Alabama, 196.350; 3. Georgia, 195.850; 4. Michigan, 195.150; 5. UCLA, 194.975; 6. Florida, 194.850; 7. Oregon St., 193.625; 8. LSU, 193.225; 9. Brigham Young, 192.325; 10. Arizona St., 190.825; 11. Washington, 190.525; 12. New Hampshire, 188.450.

1995: 1. Utah, 196.650; 2. (tie) Alabama and Michigan, 196.425; 4. UCLA, 196.150; 5. Georgia, 196.075; 6. Oregon St., 194.850; 7. Florida, 195.425; 8. Penn St., 194.150; 9. LSU, 193.025; 10. Brigham Young, 191.925; 11. Nebraska, 191.750; 12. West Virginia, 189.650.

1996: 1. Alabama, 198.025; 2. UCLA, 197.475; 3. (tie) Georgia and Utah, 196.775; 5. Oregon St., 196.525; 6. Michigan, 196.375; 7. Arizona, 195.125; 8. Florida, 194.825; 9. Stanford, 194.025; 10. Nebraska, 193.950; 11. Penn St., 192.700; 12. Brigham Young, 192.500.

1997: 1. UCLA, 197.150; 2. Arizona St., 196.850; 3. Georgia, 196.600; 4. Michigan, 196.500; 5. Florida, 196.425; 6. Nebraska, 195.250; 7. Utah, 196.025; 8. Washington, 195.975; 9. Alabama, 195.600; 10. Minnesota, 194.775; 11. Penn St., 194.300; 12. LSU, 193.825.

1998: 1. Georgia, 197.725; 2. Florida, 196.350; 3. Alabama, 196.300; 4. Utah, 196.025; 5. UCLA, 195.750; 6. Arizona St., 195.450; 7. Washington, 195.450; 8. Michigan, 195.425; 9. LSU, 195.300; 10. Penn St., 194.625; 11. North Carolina St., 194.125; 12. Brigham Young, 193.400.

1999: 1. Georgia, 196.850; 2. Michigan, 196.550; 3. Alabama, 195.950; 4. Arizona St., 195.900; 5. UCLA, 195.850; 6. Nebraska, 194.800; 7. Utah, 195.475; 8. Penn St., 194.775; 9. LSU, 194.475; 10. (tie) Florida and Stanford, 194.000; 12. West Virginia, 191.850.

2000: 1. UCLA, 197.300; 2. Utah, 196.875; 3. Georgia, 196.800; 4. Nebraska, 196.725; 5. Alabama, 196.500; 6. Michigan, 195.725; 7. Penn St., 195.350; 8. Iowa St., 195.325; 9. LSU, 194.950; 10. Oregon St., 194.750; 11. Brigham Young, 194.500; 12. West Virginia, 194.175.

2001: 1. UCLA, 197.575; 2. Georgia, 197.400; 3. Michigan, 197.275; 4. Alabama, 196.550; 5. (tie) Nebraska and Utah 196.025; 7. Florida, 195.825; 8. Stanford, 195.400; 9. Arizona St., 194.775; 10. Oklahoma, 193.875; 11. Oregon St., 193.775; 12. Denver, 193.625.

2002: 1. Alabama, 197.575; 2. Georgia, 197.250; 3. UCLA, 197.150; 4. Utah, 196.950; 5. Nebraska, 196.425; 6. Stanford, 196.025; 7. Michigan, 196.175; 8. LSU, 195.850; 9. Minnesota, 195.700; 10. Florida, 195.675; 11. Arizona, 194.975; 12. Oregon St., 192.925.

2003: 1. UCLA, 197.825; 2. Alabama, 197.275; 3. Georgia, 197.150; 4. Nebraska, 197.125; 5. Michigan, 196.050; 6. Utah, 195.300; 7. Florida, 196.325; 8. Stanford, 196.200; 9. Arizona St., 194.225; 10. LSU, 194.000; 11. Iowa, 193.825; 12. Auburn, 193.525.



Kate Richardson of UCLA won the balance beam.

Ice Hockey

NATIONAL COLLEGIATE



2003 Championship

Edited by: Ty Halpin

Highlights

Bulldogs Win Two-Overtime Thriller: Nora Tallus scored on a slap shot 4:19 into the second overtime to lead host Minnesota Duluth to its third straight Women's Frozen Four championship, 4-3, over Harvard March 23.

Patricia Sautter made 41 saves and Hanne Sikio scored twice for the Bulldogs (31-3-2), who treated their nearly sold-out crowd of 5,161 at the Duluth Entertainment Convention Center to a thrilling finish.

Dartmouth and Minnesota played in the third-place game after losing in the semifinals. Dartmouth beat the Golden Gophers, 4-2.

The Big Green (28-8) lost to Minnesota Duluth, 5-2, in the semifinals. Minnesota (27-8-1) lost to Harvard, 6-1, in the semifinals.

For more, see the March 31, 2003 issue of The NCAA News at www.ncaa.org on the World Wide Web.



Photo by David Baillard/NCAA Photos

Victorious goalie Patricia Sautter of Minnesota Duluth defends against Harvard's Kalen Ingram.

Results

SEMIFINALS

Harvard 6, Minnesota 1

Harvard	2	2	2	6
Minnesota	0	0	1	1

First period: H—Julie Chu (Jennifer Botterill), 18:49; H—Lauren McAuliffe (unassisted), 19:12. Penalties: M—Kelsey Bills (hooking), 1:07; H—Too many players (served by Katherine Sweet), 1:54; H—Carrie Schroyer (high-sticking), 5:47; H—Jamie Hagerman (slashing), 14:24.

Second period: H—Chu (Jamie Hagerman, Ashley Banfield), 13:25; H—Angela Ruggiero (Chu), 19:16. Penalties: None.

Third period: M—Natalie Darwitz (Ronda Curtin, Kelly Stephens), 11:45; H—Ruggiero (Pamela Van Reesema), 16:42 (empty net); H—Tracy Catlin (Chu, Botterill), 18:08.

Penalties: M—Krissy Wendell (obstruction-interference), 15:42; H—Botterill (high-sticking), 15:42; M—Winnie Brodt (slashing the goaltender), 16:25; H—Banfield (roughing), 16:25.

Shots on goal: M—7-6-5—18; H—13-13-6—32. Saves: M—Jody Horak 11-11-4—26; H—Jessica Ruddock 7-6-4—17. Penalties: M—3 for 6 min.; H—5 for 10 min. Referee: Brad Sheppard; Assistant Referees: Danyel Howard, Pat Silva.

Minn. Duluth 5, Dartmouth 2

Dartmouth	0	2	0	2
Minn. Duluth	1	3	1	5

First period: MD—Larissa Luther (Caroline Ouellette, Maria Rooth), 3:51 (pp). Penalties: MD—Luther (obstruction-interference), 1:38; D—Cherie Piper (slashing), 2:04; MD—Joanne Eustace (body checking), 6:53; D—Piper (cross-checking), 13:51; MD—Caroline Ouellette (slashing), 13:51; D—Gillian Apps (body checking), 15:58.

Second period: D—Krista Dornfried (Sarah Clark), 5:24; MD—Luther (Jenny Potter, Hanne Sikio), 7:30; MD—Erika Holst (Ouellette, Rooth), 9:38; MD—Ouellette (unassisted), 15:21 (sh); D—Alana BreMiller (unassisted), 16:20. Penalties: MD—Hanne Sikio (body checking), 1:10; MD—Nora Tallus (high-sticking), 14:15; D—Louise Pietrangolo (hooking), 18:04; D—Correne Bredin (cross-checking), 18:45.

Third period: MD—Sikio (Krista McArthur, Potter), 5:10 (pp). Penalties: D—Apps (body checking), 4:40; D—Cheryl Muranko (tripping), 4:40; MD—Sikio (interference), 6:24; Ouellette (body checking), 13:23.

Shots on goal: D—11-13-6—30; MD—18-18-15—51. Saves: D—Amy Ferguson 17-15-14—46; MD—Patricia Sautter 11-11-6—28. Penalties: D—7 for 14 min.; MD—7 for 14 min. Referee: Bob Ritchie; Assistant Referees: Kelli O'Brien, Evonne Young. Attendance: 4,801

THIRD PLACE

Dartmouth 4, Minnesota 2

Dartmouth	3	1	0	4
Minnesota	0	0	2	2

First period: D—Sarah Clark (Louise Pietrange, Amy Catlin), 11:36; D—Tiffany Hagge (Carly Haggard), 12:30; D—Catlin (Katherine Weatherston), 13:05. Penalties: M—Natalie Darwitz (roughing), 2:43; D—Gillian Apps (roughing), 2:43; D—Krista Dornfield (high-sticking), 15:43.

Second period: D—Clark (Dornfield), 4:42. Penalties: M—Ronda Curtin (tripping), 0:59; M—Melissa Coulombe (obstruction-tripping), 12:30.

Third period: M—Krissy Wendall (Coulombe, Winnie Brodt), 15:25; M—Darwitz (Wendell, Curtin), 16:41 (pp). Penalties: D—Alana BreMiller (tripping), 4:56; D—Apps (boarding), 10:46; D—Lesley Reiert (holding), 16:29.

Shots on goal: D—10-13-12—35; M—8-5-16—29. Saves: D—Amy Ferguson 8-5-14—27; M—Brenda Reinen 4-0-0—4, Jody Horak 3-12-12—27. Penalties: D—5 for 10 min.; M—3 for 6 min. Referee: Jay Mendel; Assistant Referees: Ron Storey, Lisa Schlatter.

CHAMPIONSHIP

Minn. Duluth 4, Harvard 3 (ot)

Harvard	0	3	0	0	0-3
Minn. Duluth	2	1	0	0	1-4

First period: H—Caroline Ouellette (Jenny Potter), 5:17; MD—Hanne Sikio (unassisted), 12:30. Penalties: MD—Julianne Vasichek (body checking), 2:08; H—Angela Ruggiero (obstruction-interference), 3:11.

Second period: H—Jennifer Botterill (unassisted), 0:21; H—Lauren McAuliffe (Nicole Corriero, Jamie Hagerman), 0:44; H—Corriero (Hagerman, Ashley Banfield), 14:46; MD—Sikio (Joanne Eustace), 17:34. Penalties: H—Ruggiero (roughing), 1:47; MD—Nora Tallus (roughing),

1:47; H—Lauren McAuliffe (delay of game), 2:33; MD—Tallus (obstruction-interference), 12:45; H—Jamie Hagerman (tripping), 16:17; MD—Tallus (roughing), 17:03; H—Julie Chu (roughing), 18:07; MD—Tricia Guest (roughing), 18:07.

Third period: No scoring. Penalties: MD—Larissa Luther (cross-checking), 1:53; H—Ruggiero (holding), 4:54; MD—Tallus (boarding), 5:55; H—Ruggiero (interference), 15:05; H—Ruggiero (misconduct), 15:05; MD—

Vasichek (holding), 15:17.

First overtime: No Scoring. Penalties: None.

Second overtime: MD—Nora Tallus (Erika Holst, Eustace), 4:19. Penalties: None.

Shots on goal: H—5-11-12-14-2—44; MD—5-13-10-10-3—41. Saves: H—Jessica Ruddock 3-12-10-10-2—37; MD—Patricia Sautter 5-8-12-14-2—41. Penalties: H—8 for 24 min.; MD—8 for 16 min. Officials: Brad Shepherd, Danyel Howard, Pat Silva. Attendance:

History

Team Results

Year	Champion (Record)	Coach	Score	Runner-Up	Site	Championship Game Attendance	Championship Total Attendance
2001	Minn. Duluth (28-5-4)	Shannon Miller	4-2	St. Lawrence	Minneapolis	3,079	5,178
2002	Minn. Duluth (24-6-4)	Shannon Miller	3-2	Brown	Durham, N.H.	3,102	5,153
2003	Minn. Duluth (31-3-2)	Shannon Miller	4-3(ot)	Harvard	Duluth, Minn.	5,167	9,968

Leading Scorer, Year-by-Year

Year	Player, School	G	A	P
2001	Maria Rooth, Minn. Duluth	4	2	6
2002	Jessica Link, Brown	1	2	3
	Kristy Zamora, Brown	3	0	3
2003	Julie Chu, Harvard	2	2	4
	Caroline Ouellette, Minn. Duluth	2	2	4
	Hanne Sikio, Minn. Duluth	3	1	4

Most Outstanding Player

Year	Player, School
2001	Maria Rooth, Minn. Duluth
2002	Kristy Zamora, Brown
2003	Caroline Ouellette, Minn. Duluth

All-Tournament Teams

- 2001**
 G—Tuula Puputti, Minn. Duluth
 D—Isabelle Chartrand, St. Lawrence
 D—Brittney Ralph, Minn. Duluth
 F—Amanda Sargeant, St. Lawrence
 F—Maria Rooth, Minn. Duluth
 F—Tammy Shewchuk, Harvard
- 2002**
 G—Tania Pinelli, Niagara
 D—Larissa Luther, Minn. Duluth
 D—Meredith Ostrander, Brown
 F—Kelly Stephens, Minnesota
 F—Joanne Eustace, Minn. Duluth
 F—Kristy Zamora, Brown
- 2003**
 G—Amy Ferguson, Dartmouth
 D—Caroline Ouellette, Minn. Duluth
 D—Angela Ruggiero, Harvard
 F—Jenny Potter, Minn. Duluth
 F—Hanne Sikio, Minn. Duluth
 F—Julie Chu, Harvard

Individual Records

- ALL GAMES**
GOALS
 3—Maria Rooth, Minn. Duluth vs. Harvard, 2001
GOALS, TOURNAMENT
 4—Maria Rooth, Minn. Duluth, 2001

- FASTEST OPENING-GAME GOAL**
 1:00—Tammy Shewchuk, Harvard vs. Dartmouth, 2001
- FASTEST GOAL, START OF PERIOD**
 1:00—Tammy Shewchuk, Harvard vs. Dartmouth, 2001 (first)
- FASTEST CONSECUTIVE GOALS**
 5:01—Maria Rooth, Minn. Duluth vs. Harvard, 2001 (third period)
- FASTEST HAT TRICK**
 16:07—Maria Rooth, Minn. Duluth vs. Harvard, 2001
- ASSISTS**
 2—Navada Russell, Minn. Duluth vs. St. Lawrence, 2001; Joanne Eustace, Minn. Duluth vs. Harvard, 2001; Laurie Alexander, Minn. Duluth vs. Harvard, 2001; Jessica Link, Brown vs. Minn. Duluth, 2002; Jamie Hagerman, Harvard vs. Minn. Duluth, 2003; Joanne Eustace, Minn. Duluth vs. Harvard, 2003; Julie Chu, Harvard vs. Minnesota, 2003; Jenny Potter, Minn. Duluth vs. Dartmouth, 2003

- ASSISTS, TOURNAMENT**
 3—Jenny Potter, Minn. Duluth, 2003
- POINTS**
 4—Maria Rooth, Minn. Duluth vs. Harvard, 2001; Julie Chu, Harvard vs. Minnesota.
- POINTS, TOURNAMENT**
 6—Maria Rooth, Minn. Duluth, 2001

- PENALTIES**
 2—Many times
- SHUTOUTS, TOURNAMENT**
 None
- SAVES**
 46—Amy Ferguson, Dartmouth vs. Minn. Duluth, 2003
- SAVES, PERIOD**
 17—Tania Pinelli, Niagara vs. Minn. Duluth, 2002 (second period); Pam Dreyer, Brown vs. Minnesota, 2002 (third period); Amy Ferguson, Dartmouth vs. Minn. Duluth, 2003 (first period).

- SAVES, TOURNAMENT**
 74—Tania Pinelli, Niagara, 2002
- CHAMPIONSHIP GAME**
GOALS
 2—Kristy Zamora, Brown vs. Minn. Duluth, 2002; Hanne Sikio, Minn. Duluth vs. Harvard, 2003.

- FASTEST GAME-OPENING GOAL**
 5:17—Caroline Ouellette, Minn. Duluth vs. Harvard, 2003.
- FASTEST GOAL, START OF PERIOD**
 0:21—Jennifer Botterill, Minn. Duluth vs. Harvard, 2003 (second period).
- FASTEST CONSECUTIVE GOALS**
 42:33—Kristy Zamora, Brown vs. Minn. Duluth, 2002

- FASTEST HAT TRICK**
 None
- ASSISTS**
 2—Navada Russell, Minn. Duluth vs. St. Lawrence, 2001; Jessica Link, Brown vs. Minn. Duluth, 2002; Jamie Hagerman, Minn. Duluth vs. Harvard, 2003.
- POINTS**
 2—Navada Russell, Minn. Duluth vs. St. Lawrence, 2001; Maria Rooth, Minn. Duluth vs. St. Lawrence; Jessica Link, Brown vs. Minn. Duluth, 2002; Tricia Guest, Minn. Duluth vs. Brown, 2002; Jamie Hagerman, Minn. Duluth vs. Harvard, 2003; Hanne Sikio, Minn. Duluth vs. Harvard, 2003.
- PENALTIES**
 4—Angela Ruggiero, Harvard vs. Minn. Duluth, 2003.
- FEWEST GOALS ALLOWED**
 2—Tuula Puputti, Minn. Duluth vs. St. Lawrence; Patricia Sautter, Minn. Duluth vs. Brown, 2002
- SAVES**
 41—Patricia Sautter, Minn. Duluth vs. Harvard, 2003
- SAVES, PERIOD**
 16—Tuula Puputti, Minn. Duluth vs. St. Lawrence, 2001 (third period); Patricia Sautter, Minn. Duluth vs. Brown, 2002 (third period)

Team Records

- ALL GAMES**
GOALS
 6—Minn. Duluth vs. Harvard, 2001; Harvard vs. Minnesota, 2003
- GOALS, BOTH TEAMS**
 9—Minn. Duluth (6) vs. Harvard (3), 2001
- GOALS, PERIOD**
 5—Minn. Duluth vs. Harvard, 2001 (third period)
- GOALS, BOTH TEAMS, PERIOD**
 7—Minn. Duluth (5) vs. Harvard (2), 2001 (third period)
- GOALS, TOURNAMENT**
 10—Minn. Duluth, 2001
- GOALS, LOSING TEAM**
 3—Harvard vs. Minn. Duluth (6), 2001; Harvard vs. Minn. Duluth (4), 2003
- FEWEST GOALS**
 1—Dartmouth vs. St. Lawrence (3), 2001; Minnesota vs. Brown (2), 2002; Minnesota vs. Harvard (6), 2003.
- FEWEST GOALS, BOTH TEAMS**
 3—Minnesota (1) vs. Brown (2), 2002
- WINNING MARGIN**
 5—Harvard (6) vs. Minnesota (1), 2003

FASTEST CONSECUTIVE GOALS

:23—Harvard (Jennifer Botterill and Lauren McAuliffe) vs. Minn. Duluth, 2003 (second period); Harvard (Julie Chu and Lauren McAuliffe) vs. Minnesota (first period).

FASTEST CONSECUTIVE GOALS, BOTH TEAMS

:34—Dartmouth (Kristina Guarino) then Harvard (Kalen Ingram), 2001 (first period)

ASSISTS

9—Minn. Duluth vs. Harvard, 2001

ASSISTS, BOTH TEAMS

13—Minn. Duluth (9) vs. Harvard (4), 2001

ASSISTS, TOURNAMENT

13—Minn. Duluth, 2001

POINTS

15—Minn. Duluth vs. Harvard, 2001 (six goals, nine assists)

POINTS, BOTH TEAMS

22—Minn. Duluth (15) vs. Harvard (7), 2001 (nine goals, 13 assists)

POINTS, TOURNAMENT

23—Minn. Duluth, 2001 (10 goals, 13 assists)

PENALTIES

8—Harvard vs. Minn. Duluth, 2003; Minn. Duluth vs. Harvard, 2003.

PENALTIES, BOTH TEAMS

16—Harvard (8) vs. Minn. Duluth (8), 2003

FEWEST PENALTIES

1—Minn. Duluth vs. Harvard, 2001; Minnesota vs. Niagara, 2002

FEWEST PENALTIES, BOTH TEAMS

3—Minn. Duluth (1) vs. Harvard (2), 2001

SHOTS ON GOAL

51—Minn. Duluth vs. Dartmouth, 2003

SHOTS ON GOAL, BOTH TEAMS

85—Harvard (44) vs. Minn. Duluth (41), 2003.

SHOTS ON GOAL, PERIOD

18—Minn. Duluth vs. Niagara, 2002 (second period); Minn. Duluth vs. Dartmouth (first and second period).

SHOTS ON GOAL, BOTH TEAMS, PERIOD

31—Minn. Duluth (18) vs. Dartmouth (13), 2003 (second period).

FEWEST SHOTS ON GOAL

17—St. Lawrence vs. Dartmouth, 2001

FEWEST SHOTS ON GOAL, BOTH TEAMS

49—St. Lawrence (17) vs. Dartmouth (32), 2001

FEWEST SHOTS ON GOAL, REGULATION PERIOD

11—Harvard (6) vs. Minnesota (5), 2003 (third period)

FEWEST SHOTS ON GOAL, BOTH TEAMS, REGULATION PERIOD

4—Minn. Duluth vs. St. Lawrence (2), 2001; Minn. Duluth vs. Harvard (3), 2003.

CHAMPIONSHIP GAME

GOALS

4—Minn. Duluth vs. St. Lawrence (2), 2001; Minn. Duluth vs. Harvard (3), 2003.

GOALS, BOTH TEAMS

7—Minn. Duluth (4) vs. Harvard (3), 2003.

GOALS, PERIOD

3—Harvard vs. Minn. Duluth, 2003 (second period)

GOALS, BOTH TEAMS, PERIOD

4—Harvard (3) vs. Minn. Duluth (1), 2003 (second period)

GOALS, LOSING TEAM

3—Harvard vs. Minn. Duluth (4), 2003

FEWEST GOALS

2—St. Lawrence vs. Minn. Duluth (4), 2001; Brown vs. Minn. Duluth (3), 2002

FEWEST GOALS, BOTH TEAMS

5—Minn. Duluth (3) vs. Brown (2), 2002

FEWEST GOALS ALLOWED

2—Minn. Duluth vs. Brown, 2002

WINNING MARGIN

2—Minn. Duluth (4) vs. St. Lawrence (2), 2001

FASTEST CONSECUTIVE GOALS

:23—Harvard (Jennifer Botterill and Lauren McAuliffe) vs. Minn. Duluth, 2003 (second period).

FASTEST CONSECUTIVE GOALS, BOTH TEAMS

2:40—Minn. Duluth (Erika Holst) then Brown (Kristy Zamora), 2002

ASSISTS

4—Minn. Duluth vs. St. Lawrence, 2001; Minn. Duluth vs. Harvard, 2003; Harvard vs. Minn. Duluth, 2003.

ASSISTS, BOTH TEAMS

8—Minn. Duluth (4) vs. Harvard (4), 2003

POINTS

8—Minn. Duluth vs. St. Lawrence, 2001; Minn. Duluth vs. Harvard, 2003.

POINTS, BOTH TEAMS

15—Minn. Duluth (8) vs. Harvard (7), 2003

PENALTIES

8—Minn. Duluth vs. Harvard, 2003, Harvard vs. Minn. Duluth, 2003

PENALTIES, BOTH TEAMS

16—Minn. Duluth (8) vs. Harvard (8), 2003

FEWEST PENALTIES

3—St. Lawrence vs. Minn. Duluth, 2001

FEWEST PENALTIES, BOTH TEAMS

7—Minn. Duluth (4) vs. St. Lawrence (3), 2001

SHOTS ON GOAL

44—Harvard vs. Minn. Duluth, 2003

SHOTS ON GOAL, BOTH TEAMS

85—Harvard (44) vs. Minn. Duluth (41), 2003

SHOTS ON GOAL, PERIOD

17—St. Lawrence vs. Minn. Duluth, 2001 (third period)

SHOTS ON GOAL, BOTH TEAMS, PERIOD

27—Minn. Duluth (15) vs. St. Lawrence (12), 2001 (first period)

FEWEST SHOTS ON GOAL

31—St. Lawrence vs. Minn. Duluth, 2001; Minn. Duluth vs. Brown, 2002

FEWEST SHOTS ON GOAL, BOTH TEAMS

66—Minn. Duluth (31) vs. Brown (35), 2002

FEWEST SHOTS ON GOAL, REGULATION PERIOD

2—St. Lawrence vs. Minn. Duluth, 2001 (second period)

FEWEST SHOTS ON GOAL, BOTH TEAMS, REGULATION PERIOD

15—Minn. Duluth (13) vs. St. Lawrence (2), 2001 (second period)

FEWEST SHOTS ON GOAL, BOTH TEAMS

67—Minn. Duluth (36) vs. St. Lawrence (31), 2001

Won-Lost-Tied Records in Tournament Play

Team (Years Participated)	Yrs.	Won	Lost	Tied	Pct.	1st	2nd	3rd	4th
Brown (2002).....	1	1	1	0	.500	0	1	0	0
Dartmouth (2001-03).....	2	1	3	0	.250	0	0	1	1
Harvard (2001-03).....	2	2	2	0	.500	0	2	1	0
Minnesota (2002-03).....	2	0	3	1	.125	0	0	1	1
Minn. Duluth (2001-02-03).....	3	6	0	0	1.000	3	0	0	0
Niagara (2002).....	1	0	1	1	.250	0	0	1	0
St. Lawrence (2001).....	1	1	1	0	.500	0	1	0	0

All-Time Results

2001 Semifinals: St. Lawrence 3, Dartmouth 1; Minn. Duluth 6, Harvard 3. **Third Place:** Harvard 3, Dartmouth 2. **Championship:** Minn. Duluth 4, St. Lawrence 2.

2002 Semifinals: Brown 2, Minnesota 1; Minn. Duluth 3, Niagara 2. **Third Place:** Niagara 2, Minnesota 2 (ot). **Championship:** Minn. Duluth 3, Brown 2.

2003 Semifinals: Harvard 6, Minnesota 1; Minn. Duluth 5, Dartmouth 2. **Third Place:** Dartmouth 4, Minnesota 2. **Championship:** Minn. Duluth 4, Harvard 3 (2 ot).

Ice Hockey

DIVISION III



Photo by Dick Blume/NCAA Photos

Elmira's Charissa Gawant (15) and Kim Hayden of Manhattanville battle for position in the title game.

2003 Championship

Edited by: Ty Halpin

Highlights

Soaring Eagles Soar Again: Host Elmira won its second straight title March 22. The school, in just its second varsity season, capped an incredible two-year run, losing just once to a Division III competitor.

Elmira claimed the crown by defeating Manhattanville, 5-1, in the title game before a home crowd of 2,110. Elmira finished 23-4-2 and Manhattanville ended the year 27-4.

Both goaltenders, Edith Racine for Elmira and Renee Kirnan for Manhattanville, kept the opposition off the scoreboard early in the game.

Charissa Gawant scored the game-winning goal, taking a pass from Laura Hurd and beating Kirnan to put the Soaring Eagles on top for good. Elmira added two goals in the third period to put the game out of reach.

For more, see the March 31, 2003 issue of The NCAA News at www.ncaa.org on the World Wide Web.

Results

FIRST ROUND

MARCH 14

AT RIVER FALLS, WISCONSIN

Wis.-River Falls 5, St. Thomas (Minn.) 1

St. Thomas (Minn.)	1	0	0-1
Wis.-River Falls	0	4	1-5

First period: ST—Tomery Stolz (Jordan Benson), 17:17. Penalties: none.

Second period: RF—Lisa McGuire (Tiff Stencil, Mandy Stokes), 2:06; RF—Stencil (McGuire, Stokes), 6:56; RF—Leah Baron (Meghan Wahlstrom-Ramier), 7:28; RF—Ali Slinden (Jodi Hensch, Lindsay Carlson), 16:22 (pp). Penalties: ST—Michelle Radzik (tripping), 9:14; ST—Tanaya Reitz (Checking), 15:24.

Third period: RF—Carlson (Jenny Conzemius), 16:50 (pp). Penalties: RF—Katie Hiscock (interference), 2:37; RF—Beth Betker (interference), 11:09; ST—Maureen Hardwick (tripping), 15:47; ST—Mel Drake (checking), 16:37.

Shots on goal: St. Thomas (Minn.)—5-2-11—18; Wis.-River Falls—9-16-8—33. Saves: St. Thomas (Minn.)—(Danielle Mikolai 21, Becky Kilpatrick 7) 9-12-7—28; Wis.-River Falls—(Marlene Yaeger 17) 4-2-11—17. Penalties: St. Thomas (Minn.)—4 for 8 min.; Wis.-River Falls—2 for 4 min. Referee: Rich Robins. Assistant Referees: Terry Abram and Dan Kavarik. Attendance—605.

MARCH 15

AT BRUNSWICK, MAINE

Bowdoin 3, Middlebury 0

Middlebury	0	0	0-0
Bowdoin	1	0	2-3

First period: B—Britney Carr (Ba Lanoue, Leah McClure), 15:16. Penalties: B—Gillian McDonald (interference), 6:47.

Second period: No scoring. Penalties: B—Alyson Lizotte (obstruction interference), 18:02.

Third period: B—McDonald (Kristi Anderson), 9:58. B—McDonald (unassisted), 18:49. Penalties: B—Anderson (interference), 17:05; M—Erin Neil (roughing), 19:20. Shots on goal: Middlebury—6-9-9—24; Bowdoin—7-6-8—21. Saves: Middlebury (Kati Madouros 18)—6-6-6—18; Bowdoin (Emily McKissock 24)—6-9-9—24. Penalties: Middlebury—1 for 2 min.; Bowdoin—3 for 6 min. Attendance—411.

AT PURCHASE, NEW YORK

Manhattanville 5, Williams 1

Williams	0	0	1-1
Manhattanville	3	2	0-5

First period: M—Ali Annunziato (Jennifer Mulick), 2:07; M—Jessica Temesy (Annunziato, Kim Hayden); Kristin Sahlem (unassisted), 12:51. Penalties: M—Ashley Trimble (body checking), 11:28; M—Nicole Blais (holding), 18:14.

Second period: M—Mulick (Amanda Zimecki, Kim Hayden), 14:51; M—Cherie Stewart (unassisted), 16:35. Penalties: W—Gigi Stender (checking), 0:55; W—Molly Wasserman (interference), 6:14.

Third period: W—Melissa Vandermyn (Rachel Barr), 1:39. Penalties: W—Wasserman (high-sticking), 0:32; M—Hayden (slashing), 0:32; M—Lisa-Marie Simard (tripping), 2:47; W—Stender (body checking), 7:26; M—Mulick (slashing), 9:11; W—Barr (hooking), 10:50; M—Nicole Stephens (body checking), 13:53.

Shots on goal: Williams—3-6-11—20; Manhattanville—19-17-14—50. Saves: Williams (Emily McKissock 34)—18-6-10—45; Manhattanville (Renee Kirnan 19)—3-6-10—19. Penalties: Williams—5 for 10 min.; Manhattanville—6 for 12 min. Referee: Chuck Waimon. Assistant Referees: John Kaselouskas, Andrew Mann. Attendance—508.

SEMIFINALS

MARCH 21

ELMIRA, NEW YORK

Manhattanville 4, Bowdoin 1

Bowdoin	0	0	1-1
Manhattanville	1	2	1-4

First period: M—Kristin Sahlem (Nicole Blais), 11:05. Penalties: none.

Second period: M—Blais (Amy Quirion, Sahlem), 4:45; M—Amanda Zimecki (Jesse Garner), 8:38. Penalties: B—Alyson Lizotte (interference), 15:19.

Third period: B—Lizotte (Brittany Carr, Kristi Anderson), 10:41; M—Cherie Stewart (unassisted). Penalties: M—Meredith Callinan (holding), 1:26; M—Bench (too many players), 3:36; M—Sahlem (holding), 16:28.

Shots on goal: Bowdoin—9-9-12—30; Manhattanville—19-8-11—38. Saves: Bowdoin (Emily McKissock 34)—18-6-10—34; Manhattanville (Nicole Elliott 29)—9-9-11—29. Penalties: Bowdoin—1 for 2 min.; Manhattanville—3 for 6 min. Referee: Thomas DiFusco. Assistant Referees: Dean Gilbert, John J. Everett. Attendance—346.

Elmira 2, Wis.-River Falls 1

Wis.-River Falls	1	0	0-1
Elmira	1	1	0-2

First period: E—Lindsay Palmer (Shannon Sargent), 4:21; RF—Mandy Stokes (Katie Hiscock, Lindsay O'Keefe), 9:50. Penalties: E—Bench (too many players), 13:43; E—Bench (too many players), 14:34; RF—Jenny Conzemius (obstruction interference), 15:29; RF—Stokes (obstruction interference), 19:16.

Second period: E—Jaclyn O'Neil (Laura Hurd, Charissa Gawant), 11:09. Penalties: W—Michelle Rennie (body checking), 6:17; E—Stacey Calic (obstruction interference), 12:58; RF—Ali Slinden (roughing), 14:09; E—Sheena Calic (cross-checking), 14:09; RF—Rachel Goodwin (holding), 16:19; E—Bench (too many players), 18:32; E—Stacey Calic (body checking), 19:28.

Third period: No scoring. Penalties: RF—Katie Hiscock (body checking), 2:13; RF—Stokes (body checking), 2:49; WF—Slinden (body checking), 8:47; E—Lindsay Palmer (body checking), 11:55.

Shots on goal: Wis.-River Falls—7-9-7—23; Elmira—9-11-12—32. Saves: Wis.-River Falls—(Marlene Yaeger 30) 8-10-12—30; Elmira—(Edith Racine 22) 6-9-7—22. Penalties: Wis.-River Falls—7 for 14 min.; Elmira—8 for 16 min. Referee: Chuck Waimon. Assistant Referees: John Kisolouskas and Ed Mann. Attendance—1,226.

THIRD PLACE

MARCH 22

Bowdoin 4, Wis.-River Falls 2

Wis.-River Falls	0	1	1—2
Bowdoin	0	3	1—4

First period: B—No scoring. Penalties: RF—Mandy Stokes (body checking), 4:59; B—Ba Lanoue (body checking), 6:27; B—Sadie Wieschhoff (holding), 14:30.

Second period: B—Leah McClure (Shelly Chessie, Nicki Young), 4:30; B—Marissa O’Neil (Kristi Anderson, Shelly Chessie), 14:03 (pp); RF—Lou Paulson (Lindsay O’Keefe, Stokes), 17:29. Penalties: B—Kelsey Wilcox (holding), 10:30; RF—Lindsay Carlson (body checking), 13:26; B—Beth Muir (obstruction interference), 17:56.

Third period: RF—Ali Slinden (Meghan Wahlstrom-Ramler), 0:30; B—Beth Muir (O’Neil), 10:56. Penalties:

B—McDonald (cross-checking), 15:33; RF—Lou Paulson (body checking), 20:00.

Shots on goal: Wis.-River Falls—2-5-7—14; Bowdoin—11-13-4—28. Saves: Wis.-River Falls (Marlene Yaeger 24)—11-10-3—24; Bowdoin (Emily McKissock 12)—2-4-6—12. Penalties: Wis.-River Falls—3 for 6 min.; Bowdoin—5 for 10 min. Attendance—268.

CHAMPIONSHIP

Elmira 5, Manhattanville 1

Manhattanville	0	1	0—1
Elmira	1	2	2—5

First period: E—Laura Hurd (Jaclyn O’Neil), 16:24; Penalties: E—Sheena Calic (interference), 6:05; M—Nicole Stephens (holding), 16:24; M—Jami Grasby (cross-checking), 18:45.

Second period: M—Kristin Sahlem (Stephens), 1:26; E—Charissa Gawant (Laura Hurd, Stacey Calic), 3:56; E—

Shannon Sargent (Emily Sand, Siobhan Edington), 10:34 (pp). Penalties: E—Sargent (cross-checking), 8:25; M—Ashley Trimble (cross-checking), 12:58; E—Gawant (high-sticking), 13:36.

Third period: E—Michelle Rennie (Amy Rudisill, Sheena Calic), 1:13; E—Lindsay Palmer (Amy Rudisill, O’Neil), 11:00. Penalties: E—Julie Clune (roughing), 2:13; M—Jessica Temesy (roughing), 4:11; E—Hurd (roughing), 4:11; M—Amy Quirion (unsportsmanlike conduct), 7:59; E—LeAnne Denman (unsportsmanlike conduct), 7:59; M—Amy Quirion (slashing), 17:55; E—Shenna Calic (slashing), 17:55.

Shots on goal: Manhattanville—10-16-13—39; Elmira—11-10-8—29. Saves: Manhattanville—(Renee Kirman 14, Nicole Elliott 10) 10-8-6—24; Elmira—(Edith Racine 38) 10-15-13—38. Penalties: Manhattanville—6 for 12 min.; Elmira—7 for 14 min. Referee: Thomas DiFusco. Assistant Referees: Dean Gilbert and John J. Everett. Attendance—2,110.

History

Team Results

Year	Champion (Record)	Coach	Score	Runner-Up	Site	Championship Game Attendance	Championship Total Attendance
2002	Elmira (26-1-1)	Jamie Wood	2-1	Manhattanville	Elmira	1,100	6,154
2003	Elmira (23-4-2)	Jamie Wood	5-1	Manhattanville	Elmira	2,110	5,474

Leading Scorer, Year-by-Year

Year	Player, School	G	A	P
2002	Lindsay Palmer, Elmira	2	5	7
2003	Kristin Sahlem, Manhattanville	3	1	4
	Mandy Stokes, Wis.-River Falls	1	3	4

Individual Records

ALL GAMES

GOALS

3—Laura Hurd, Elmira vs. Gust. Adolphus, 2002; Kenzie Stensland, Gust. Adolphus vs. Elmira, 2002

GOALS, TOURNAMENT

4—Laura Hurd, Elmira, 2002

FASTEST OPENING-GAME GOAL

1:08—Laura Hurd, Elmira vs. Gust. Adolphus, 2002

FASTEST GOAL, START OF PERIOD

:30—Ali Slinden, Wis.-River Falls vs. Bowdoin, 2003 (third period)

FASTEST CONSECUTIVE GOALS

5:18—Marissa O’Neil, Bowdoin vs. Wis.-River Falls, 2003 (second period)

FASTEST HAT TRICK

35:47—Laura Hurd, Elmira vs. Gust. Adolphus, 2002

ASSISTS

4—Lindsay Palmer, Elmira vs. Gust. Adolphus, 2002

ASSISTS, TOURNAMENT

5—Lindsay Palmer, Elmira vs. Gust. Adolphus, 2002

POINTS

5—Lindsay Palmer, Elmira vs. Gust. Adolphus, 2002

POINTS, TOURNAMENT

7—Lindsay Palmer, Elmira, 2002

PENALTIES

2—many times

SHUTOUTS, TOURNAMENT

1—Molly O’Donnell, Gust. Adolphus, 2002; Emily McKissock, Bowdoin, 2003

SAVES

45—Monelle Quevillon, Williams vs. Manhattanville, 2003

SAVES, PERIOD

18—Emily McKissock, Bowdoin vs. Manhattanville, 2003 (first period)

SAVES, TOURNAMENT

71—Marlene Yaeger, Wis.-River Falls, 2003

CHAMPIONSHIP GAME

GOALS

1—Many times

FASTEST GAME-OPENING GOAL

6:12—Lindsay Palmer, Elmira vs. Manhattanville, 2002

FASTEST GOAL, START OF PERIOD

:46—Laura Hurd, Elmira vs. Manhattanville, 2002

FASTEST CONSECUTIVE GOALS

None

FASTEST HAT TRICK

None

ASSISTS

2—Jaclyn O’Neil, Elmira vs. Manhattanville, 2003; Amy Rudisill, Elmira vs. Manhattanville, 2003

POINTS

2—Lindsay Palmer, Elmira vs. Manhattanville, 2002; Laura Hurd, Elmira vs. Manhattanville, 2003; Jaclyn O’Neil, Elmira vs. Manhattanville, 2003; Amy Rudisill, Elmira vs. Manhattanville, 2003

PENALTIES

2—Lindsay Paulsrud, Manhattanville vs. Elmira, 2002; Sheena Calic, Elmira vs. Manhattanville, 2003;

FEWEST GOALS ALLOWED (MUST PLAY AT LEAST 50 MINUTES)

1—Edith Racine, Elmira vs. Manhattanville, 2002; Renee Kirman, Manhattanville vs. Elmira, 2002; Edith Racine, Elmira vs. Manhattanville, 2003

SAVES

38—Edith Racine, Elmira vs. Manhattanville, 2003

SAVES, PERIOD

15—Edith Racine, Elmira vs. Manhattanville, 2003 (second period)

Team Records

ALL GAMES

GOALS

8—Elmira vs. Gust. Adolphus, 2002

GOALS, BOTH TEAMS

13—Elmira (8) vs. Gust. Adolphus (5), 2002

GOALS, PERIOD

4—Wis.-River Falls vs. St. Thomas (Minn.), 2003 (second period)

GOALS, BOTH TEAMS, PERIOD

6—Elmira (3) vs. Gust. Adolphus (3), 2002 (third period)

GOALS, TOURNAMENT

10—Elmira, 2002; Manhattanville, 2003

GOALS, LOSING TEAM

5—Gust. Adolphus vs. Elmira (8), 2002

FEWEST GOALS

0—St. Mary’s (Minn.) vs. Gust. Adolphus (2), 2002; Middlebury vs. Bowdoin (3), 2003

FEWEST GOALS, BOTH TEAMS

2—St. Mary’s (Minn.) (0) vs. Gust. Adolphus (2), 2002

WINNING MARGIN

4—Three times, 2003

FASTEST CONSECUTIVE GOALS

:32—Wis.-River Falls, Tiff Stencil then Leah Baron, 2002 (second period)

FASTEST CONSECUTIVE GOALS, BOTH TEAMS

:30—Bowdoin (Alyson Lizotte) then Manhattanville (Cherie Stewart), 2003 (third period)

ASSISTS

10—Elmira vs. Gust. Adolphus, 2002

ASSISTS, BOTH TEAMS

15—Elmira (10) vs. Gust. Adolphus (5), 2002

ASSISTS, TOURNAMENT

12—Elmira, 2002; Elmira, 2003

POINTS

18—Elmira vs. Gust. Adolphus, 2002 (eight goals, 10 assists)

POINTS, BOTH TEAMS

28—Elmira (18) vs. Gust. Adolphus (10), 2002 (13 goals, 15 assists)

POINTS, TOURNAMENT

22—Elmira, 2002 (10 goals, 12 assists)

PENALTIES

8—Elmira vs. Wis.-River Falls, 2003

PENALTIES, BOTH TEAMS

15—Elmira (8) vs. Wis.-River Falls (7), 2003

FEWEST PENALTIES

1—Three times

FEWEST PENALTIES, BOTH TEAMS

3—Elmira (1) vs. Manhattanville (2), 2002; Bowdoin (2) vs. Manhattanville (1), 2002

SHOTS ON GOAL

50—Manhattanville vs. Williams, 2003

SHOTS ON GOAL, BOTH TEAMS

70—Manhattanville (50) vs. Williams (20), 2003

SHOTS ON GOAL, PERIOD

19—Manhattanville vs. Williams, 2003 (first period); Manhattanville vs. Bowdoin, 2003 (first period)

SHOTS ON GOAL, BOTH TEAMS, PERIOD

28—Manhattanville(19) vs. Bowdoin (9), 2003 (first period)

FEWEST SHOTS ON GOAL

14—Wis.-River Falls vs. Bowdoin, 2003

FEWEST SHOTS ON GOAL, BOTH TEAMS

42—Wis.-River Falls (14) vs. Bowdoin (28), 2003

FEWEST SHOTS ON GOAL, REGULATION PERIOD

2—St. Thomas (Minn.) vs. Wis.-River Falls, 2003 (second period); Wis.-River Falls vs. Bowdoin, 2003 (first period)

FEWEST SHOTS ON GOAL, BOTH TEAMS, REGULATION PERIOD

11—St. Mary's (Minn.) (6) vs. Gust. Adolphus (5),

2002 (third); Wis.-River Falls (7) vs. Bowdoin (4), 2003 (third period)

CHAMPIONSHIP GAME

GOALS

5—Elmira vs. Manhattanville (1), 2003

GOALS, BOTH TEAMS

6—Elmira (5) vs. Manhattanville (1), 2002

GOALS, PERIOD

2—Two times, 2003

GOALS, BOTH TEAMS, PERIOD

3—Elmira (2) vs. Manhattanville (1), 2003 (second period)

GOALS, LOSING TEAM

1—Manhattanville vs. Elmira (2), 2002; Manhattanville vs. Elmira (5), 2003

FEWEST GOALS

1—Manhattanville vs. Elmira (2), 2002; Manhattanville vs. Elmira (5), 2003

FEWEST GOALS, BOTH TEAMS

3—Manhattanville (1) vs. Elmira (2), 2002

FEWEST GOALS ALLOWED

1—Elmira vs. Manhattanville, 2002; Elmira vs. Manhattanville, 2003

WINNING MARGIN

4—Elmira (5) vs. Manhattanville (1), 2003

FASTEST CONSECUTIVE GOALS

8:42—Elmira (Laura Hurd and Charissa Gawant) vs. Manhattanville, 2003

FASTEST CONSECUTIVE GOALS, BOTH TEAMS

:53—Elmira (Lindsay Palmer) then Manhattanville (Kristin Sahlem), 2002

ASSISTS

9—Elmira vs. Manhattanville, 2003

ASSISTS, BOTH TEAMS

10—Elmira (9) vs. Manhattanville (1), 2003

POINTS

14—Elmira vs. Manhattanville, 2003

POINTS, BOTH TEAMS

16—Elmira (14) vs. Manhattanville (2), 2003

PENALTIES

7—Elmira vs. Manhattanville, 2003

PENALTIES, BOTH TEAMS

13—Elmira (7) vs. Manhattanville (6), 2003

FEWEST PENALTIES

1—Elmira vs. Manhattanville, 2002

FEWEST PENALTIES, BOTH TEAMS

3—Manhattanville (2) vs. Elmira (1), 2002

SHOTS ON GOAL

39—Manhattanville vs. Elmira, 2003

SHOTS ON GOAL, BOTH TEAMS

68—Manhattanville (39) vs. Elmira (29), 2003

SHOTS ON GOAL, PERIOD

16—Manhattanville vs. Elmira, 2003 (second period)

SHOTS ON GOAL, BOTH TEAMS, PERIOD

21—Manhattanville (16) vs. Elmira (10), 2003 (second period)

FEWEST SHOTS ON GOAL

25—Manhattanville vs. Elmira 2002

FEWEST SHOTS ON GOAL, BOTH TEAMS

51—Manhattanville (25) vs. Elmira (26), 2002

FEWEST SHOTS ON GOAL, REGULATION PERIOD

6—Elmira vs. Manhattanville, 2002 (second)

FEWEST SHOTS ON GOAL, BOTH TEAMS, REGULATION PERIOD

15—Manhattanville (9) vs. Elmira (6), 2002 (second); Manhattanville (7) vs. Elmira (8), 2002

Won-Lost-Tied Records in Tournament Play

Team (Years Participated)	Yrs.	Won	Lost	Tied	Pct.	1st	2nd	3rd	4th
Bowdoin (2002-03)	2	3	3	0	.500	0	0	1	1
Gust. Adolphus (2002)	1	2	1	0	.667	0	0	1	0
Elmira (2002-03)	2	4	0	0	1.000	2	0	0	0
Manhattanville (2002-03)	2	3	2	0	.600	0	2	0	0
Middlebury (2002-03)	2	0	2	0	.000	0	0	0	0
St. Mary's (Minn.) (2002)	1	0	1	0	.000	0	0	0	0
St. Thomas (Minn.) (2003)	1	0	1	0	.000	0	0	0	0
Williams (2003)	1	0	1	0	.000	0	0	0	0
Wis.-River Falls (2003)	1	1	2	0	.333	0	0	0	1

2002 First Round: Gust. Adolphus 2, St. Mary's (Minn.) 0; Bowdoin 2, Middlebury 1. **Semifinals:** Elmira 8, Gust. Adolphus 5; Manhattanville 2, Bowdoin 1 (ot). **Third Place:** Gust. Adolphus 2, Bowdoin 1. **Championship:** Elmira 2, Manhattanville 1.

2003 First Round: Wis.-River Falls 5, St. Thomas (Minn.) 1; Bowdoin 3, Middlebury 0; Manhattanville 5, Williams 1. **Semifinals:** Manhattanville 4, Bowdoin 1; Elmira 2, Wis.-River Falls 1. **Third Place:** Bowdoin 4, Wis.-River Falls 2. **Championship:** Elmira 5, Manhattanville 1.

Swimming and Diving



DIVISION I

2003 Championships

Edited by: Heather Perry

Highlights

Tigers Triumph: Auburn successfully defended its team title in its home pool March 20-22.

Veteran Maggie Bowen and a strong supporting Tigers cast showed why they were the defending champions. Auburn claimed four of five relays, setting three meet records, as Bowen won the 200- and 400-yard individual medleys to secure the school's second team title.

California's Natalie Coughlin won the 100- and 200-yard backstrokes and the 100-yard butterfly, earning swimmer of the meet for the second straight year.

In diving, Houston's Yulia Pakhalina again claimed the one-meter and three-meter springboard events. Ohio State's Natalia Diea won on platform. Pakhalina was named diver of the year.

For the complete story, go to the March 31, 2003, issue of The NCAA News at www.ncaa.org on the World Wide Web.




Photo by Cliff Williams/NCAA Photos

California's Natalie Coughlin was named swimmer of the meet for the second straight year.

TEAM STANDINGS

1. Auburn	536	22. Penn St.....	40
2. Georgia	373	22. Maryland	40
3. Southern California	284	24. South Carolina	36
4. Southern Methodist.....	281	25. Oregon St.	29
5. Florida	277	25. Minnesota	29
6. Stanford	275 1/2	27. Pacific (Cal.).....	24
7. Texas	220	28. Purdue	23
8. California.....	215	29. Miami (Fla.).....	22
9. Arizona	209	30. Ohio St.	20
10. Arizona St.	135	31. Arkansas	18
11. UCLA	128	32. LSU.....	17
12. Wisconsin	123	33. Notre Dame.....	12
13. Virginia.....	118	33. Rice	12
14. Michigan.....	79	35. Villanova	10
15. Alabama	71	36. Florida St.	9
16. Indiana	66	37. Rutgers.....	7
17. North Carolina	64 1/2	38. Pittsburgh	6
18. Tennessee.....	60	38. San Diego	6
19. Washington.....	44	40. Brown	3
20. Iowa	41	41. Washington St.	1
20. Houston.....	41	41. Northeastern.....	1

INDIVIDUAL RESULTS

50-yard freestyle: *Final*—1. Maritza Correia, Georgia, 21.83; 2. Becky Short, Auburn, 22.11; 3. Eileen Coparropa, Auburn, 22.40; 4. Kimberly Harada, Washington, 22.50; 5. (tie) Sarah Wanezek, Texas, and Laura Pomeroy, Southern Methodist, 22.58; 7. Mandy Mularz, Rice, 22.69; 8. Claire Hedenskog, Arizona St., 22.91. *Consolation*—9. Paige Kearns, Georgia, 22.68; 10. Christy Watkins, North Carolina, 22.71; 11. Sara Platzer, UCLA, 22.77; 12. (tie) Lacey Boutwell, Stanford, and Erin Phenix, Texas, 22.96; 14. Andrea Georoff, Virginia, 23.11; 15. Jana Kolukanova, Auburn, 23.12; 16. Erin Gayle, Auburn, 23.49.

100-yard freestyle: *Final*—1. Maritza Correia, Georgia, 47.29 (meet record; old record 47.47, Natalie Coughlin, California, 2002); 2. Becky Short, Auburn, 48.53; 3. Eileen Coparropa, Auburn, 48.99; 4. Kimberly Harada, Washington, 49.18; 5. Lacey Boutwell,

Stanford, 49.32; 6. Jessi Perruquet, North Carolina, 49.37; 7. Erin Phenix, Texas, 49.50; 8. Heather Kemp, Auburn, 49.68. *Consolation*—9. Tanica Jamison, Texas, 49.25; 10. Sara Platzer, UCLA, 49.48; 11. Shandra Johnson, Maryland, 49.56; 12. Sarah McCauley, Wisconsin, 49.62; 13. Manon Van Rooijen, Miami (Fla.), 49.82; 14. Liz Daniels, Brown, 50.00; 15. Paige Kearns, Georgia, 50.10; 16. Jennifer VanAssen, South Carolina, 50.18.

200-yard freestyle: *Final*—1. Jessi Perruquet, North Carolina, 1:45.01; 2. Heather Kemp, Auburn, 1:45.01; 3. Julie Hardt, Georgia, 1:45.14; 4. Shandra Johnson, Maryland, 1:45.91; 5. Sarah McCauley, Wisconsin, 1:46.32; 6. Amy McCullough, Michigan, 1:46.93; 7. Lotta Wanberg, Southern Methodist, 1:47.21; 8. Jennifer VanAssen, South Carolina, 1:47.61. *Consolation*—9. Dana Baum, Minnesota, 1:47.15; 10. Maritza Correia, Georgia, 1:47.41; 11. Malin Svahnstrom, UCLA, 1:47.53; 12. Petra Banovic, Arizona St., 1:47.79; 13.

Kimberly Harada, Washington, 1:47.83; 14. Kristy Siminski, Texas, 1:47.93; 15. Florencia Szigeti, Arizona St., 1:48.04; 16. Manon Van Rooijen, Miami (Fla.), 1:50.62.

500-yard freestyle: *Final*—1. Flavia Rigamonti, Southern Methodist, 4:37.72; 2. Kaitlin Sandeno, Southern California, 4:39.31; 3. Sara McLarty, Florida, 4:39.42; 4. Carly Piper, Wisconsin, 4:41.23; 5. Heather Kemp, Auburn, 4:43.42; 6. Cara Lane, Virginia, 4:44.08; 7. Rachael Burke, Virginia, 4:45.49; 8. Georgina Lee, Southern Methodist, 4:46.98. *Consolation*—9. Julie Hardt, Georgia, 4:43.75; 10. Margie Pedder, Southern California, 4:43.93; 11. Becky Koch, Villanova, 4:45.19; 12. Shandra Johnson, Maryland, 4:45.20; 13. Whitney Lynn, Arkansas, 4:47.44; 14. Kelly Weeks, North Carolina, 4:48.53; 15. Katie Gordon, Virginia, 4:49.33; 16. Lotta Wanberg, Southern Methodist, 4:49.64.

1,650-yard freestyle: *Final*—1. Flavia Rigamonti, Southern Methodist, 15:43.90; 2. Cara Lane, Virginia, 15:53.49; 3. Kaitlin Sandeno, Southern California, 15:58.58; 4. Sara McLarty, Florida, 16:02.60; 5. Margie Pedder, Southern California, 16:02.98; 6. Carly Piper, Wisconsin, 16:05.18; 7. Rachael Burke, Virginia, 16:09.31; 8. Mirjana Bosevska, Virginia, 16:13.05; 9. Julie Hardt, Georgia, 16:19.11; 10. Meredith Green, Florida, 16:20.28; 11. Emily Clare Fenn, Michigan, 16:20.87; 12. Whitney Lynn, Arkansas, 16:21.86; 13. Elizabeth Lavell, Maryland, 16:24.59; 14. Kathryn Hennessy, Arizona St., 16:25.53; 15. Sarah Fiden, Indiana, 16:27.58; 16. Joy Galloway, Southern California, 16:27.59.

100-yard backstroke: *Final*—1. Natalie Coughlin, California, 50.92; 2. Kirsty Coventry, Auburn, 53.01; 3. Beth Botsford, Arizona, 53.46; 4. Lauren Gettel, Georgia, 53.86; 5. Renate DuPlessis, Florida, 53.87; 6. Jenni Anderson, Auburn, 53.96; 7. Jacque Fessel, Tennessee, 55.01; 8. Jennifer Skolaski, Iowa, 55.44. *Consolation*—9. Sarah Wanezek, Texas, 54.01; 10. Maureen Farrell, Florida, 54.10; 11. Helen Silver, California, 54.25; 12. Brielle White, Virginia, 54.66; 13. Amy Wagner, Stanford, 54.78; 14. Jeri Moss, Auburn, 54.80; 15. Marshi Smith, Arizona, 54.81; 16. Marisa Kozak, Southern California, 55.31.

200-yard backstroke: *Final*—1. Natalie Coughlin, California, 1:50.86; 2. Kirsty Coventry, Auburn, 1:53.17; 3. Margaret Hoelzer, Auburn, 1:53.18; 4. Beth Botsford, Arizona, 1:54.17; 5. Jamie Reid, Florida, 1:54.54; 6. Alenka Kejzar, Southern Methodist, 1:54.57; 7. Maureen Farrell, Florida, 1:55.45; 8. Lauren Gettel, Georgia, 1:56.44. *Consolation*—9. Erin Volcan, Auburn, 1:56.18; 10. Kelly Harrigan, Rutgers, 1:57.45; 11. Carlyne Savini, Pittsburgh, 1:57.65; 12. Jessica Hayes, Arizona, 1:57.91; 13. Taylor Spivey, UCLA, 1:58.15; 14. Elizabeth Wycliffe, Texas, 1:58.40; 15. Jenna Gresdal, Arizona, 1:58.44; 16. Julie Manitt, Arizona, 1:58.46.

100-yard breaststroke: *Final*—1. Tara Kirk, Stanford, 58.62 (meet record; old record 59.03, Kirk, Stanford, 2002); 2. Maggie Bowen, Auburn, 59.86; 3. Sarah Poewe, Georgia, 59.89; 4. Agnes Kovacs, Arizona St., 1:00.21; 5. Staciana Stitts, California, 1:00.30; 6. Jessica Wagner, Arizona, 1:00.58; 7. Anne Poleska, Alabama, 1:00.82; 8. Vipa Bernhardt, Florida, 1:01.02. *Consolation*—9. Laura Swander, Auburn, 1:00.81; 10. Lindsay Lange, Purdue, 1:01.07; 11. Corrie Clark, Southern Methodist, 1:01.12; 12. Birte Steven, Oregon St., 1:01.39; 13. Lindsey Erter, Georgia, 1:01.64; 14. Kirsten Gilbert, Stanford, 1:01.80; 15. Jillian Martin, Maryland, 1:01.87; 16. Kammy Miller, Southern California, 1:02.51.

200-yard breaststroke: *Final*—1. Tara Kirk, Stanford, 2:08.79; 2. Anne Poleska, Alabama, 2:09.13; 3. Agnes Kovacs, Arizona St., 2:09.83; 4. Sarah Poewe, Georgia, 2:09.89; 5. Corrie Clark, Southern Methodist, 2:10.07; 6. Birte Steven, Oregon St., 2:11.03; 7. Vipa Bernhardt, Florida, 2:11.24; 8. Keri Hehn, Minnesota, 2:14.27. *Consolation*—9. Staciana Stitts, California, 2:11.71; 10. Laura Swander, Auburn, 2:12.29; 11. Kristen Caverly, Stanford, 2:12.96; 12. Jessica Wagner, Arizona, 2:14.18; 13. Jillian Martin, Maryland, 2:14.34; 14. Becky Acker, North Carolina, 2:14.64; 15. Kelli Stein, Michigan, 2:15.39; 16. Kammy Miller, Southern California, 2:16.06.

100-yard butterfly: *Final*—1. Natalie Coughlin, California, 50.62; 2. Mary DeScenza, Georgia, 51.93; 3. Margaret Hoelzer, Auburn, 52.03; 4. Sarah Wanezek, Texas, 52.39; 5. Jana Krohn, Southern California, 52.43; 6. Dana Kirk, Stanford, 52.94; 7. Renate DuPlessis, Florida, 53.02; 8. Joscelin Yeo, Texas, 53.06. *Consolation*—9. Demerae Christianson, Auburn, 52.81; 10. Candace Weiman, Alabama, 53.13; 11. Shannon

Catalano, Pacific (Cal.), 53.23; 12. Georgina Lee, Southern Methodist, 53.37; 13. Leslie Lunsman, Auburn, 53.90; 14. Alessandra Lawless, Auburn, 53.97; 15. Beth Botsford, Arizona, 54.06; 16. Lindsay Henahan, Washington St., 54.21.

200-yard butterfly: *Final*—1. Mary DeScenza, Georgia, 1:53.51; 2. Emily Mason, Arizona, 1:54.25; 3. Georgina Lee, Southern Methodist, 1:56.50; 4. Michala Kwasny, Southern California, 1:56.87; 5. Kim Vandenberg, UCLA, 1:57.15; 6. Margaret Hoelzer, Auburn, 1:57.23; 7. Jana Krohn, Southern California, 1:57.44; 8. Naya Higashijima, Oregon St., 1:58.04. *Consolation*—9. Dana Kirk, Stanford, 1:56.51; 10. Rebecca Harper, Florida, 1:57.19; 11. Kelly Weeks, North Carolina, 1:57.66; 12. Kristen Lewis, UCLA, 1:57.90; 13. Margie Pedder, Southern California, 1:59.01; 14. Lisa Garcia, Notre Dame, 1:59.09; 15. Lauren Lubus, Indiana, 1:59.77; 16. Demerae Christianson, Auburn, 2:00.32.

200-yard individual medley: *Final*—1. Maggie Bowen, Auburn, 1:55.33; 2. Alenka Kejzar, Southern Methodist, 1:57.28; 3. Kirsty Coventry, Auburn, 1:57.28; 4. Michala Kwasny, Southern California, 1:58.05; 5. Corrie Clark, Southern Methodist, 1:58.72; 6. Joscelin Yeo, Texas, 1:58.73; 7. Tanica Jamison, Texas, 1:59.48; 8. Mary DeScenza, Georgia, 2:00.80. *Consolation*—9. Kristen Caverly, Stanford, 1:59.50; 10. Mirjana Bosevska, Virginia, 1:59.74; 11. Leslie Lunsman, Auburn, 1:59.75; 12. Malin Svahnstrom, UCLA, 2:00.02; 13. Vipa Bernhardt, Florida, 2:00.21; 14. Jamie Ellis, Florida, 2:00.77; 15. Lauren Duerk, Auburn, 2:00.83; 16. Candace Weiman, Alabama, 2:01.17.

400-yard individual medley: *Final*—1. Maggie Bowen, Auburn, 4:06.15; 2. Emily Mason, Arizona, 4:07.07; 3. Kaitlin Sandeno, Southern California, 4:07.20; 4. Sara McLarty, Florida, 4:07.84; 5. Alenka Kejzar, Southern Methodist, 4:08.63; 6. Kristen Caverly, Stanford, 4:10.64; 7. Mirjana Bosevska, Virginia, 4:13.37; 8. Lauren Duerk, Auburn, 4:17.26. *Consolation*—9. Michala Kwasny, Southern California, 4:10.55; 10. Cara Lane, Virginia, 4:14.71; 11. Ashley Swart, San Diego, 4:15.01; 12. Amy Baly, Virginia, 4:15.13; 13. Maddy Crippen, Villanova, 4:15.21; 14. Brooke Taffinger, Indiana, 4:16.92; 15. Bethany Pendleton, Wisconsin, 4:17.79; 16. Andrea Cassidy, Southern Methodist, 4:18.72.

One-meter diving: *Final*—1. Yulia Pakhalina, Houston, 339.70; 2. Jamie Sanger, Tennessee, 329.90; 3. Blythe Hartley, Southern California, 329.70; 4. Lisette Planken, Iowa, 314.90; 5. Lauryn McCalley, Tennessee, 311.70; 6. Summer Mitchell, Texas, 310.50; 7. Lauren King, South Carolina, 287.70; 8. Ashlee Rosenthal, Stanford, 282.00. *Consolation*—9. Meghan Perry-Eaton, Notre Dame, 271.40; 10. Cassandra Cardinell, Indiana, 271.25; 11. Lane Bassham, Alabama, 270.30; 12. Trisha Tumlinson, Arizona St., 270.05; 13. Nicci Fusaro, Southern California, 268.25; 14. Emily Spychala, Miami (Fla.), 267.60; 15. Sara Hildebrand, Indiana, 266.70; 16. McKenzie Murphy, Stanford, 264.30.

Three-meter diving: *Final*—1. Yulia Pakhalina, Houston, 657.30; 2. Blythe Hartley, Southern California, 585.15; 3. Lane Bassham, Alabama, 561.85; 4. Jessica Wantz, LSU, 532.45; 5. Katie Beth Bryant, Miami (Fla.), 520.80; 6. Nicci Fusaro, Southern California, 516.60; 7. Ashlee Rosenthal, Stanford, 508.10; 8. Jamie Sanger, Tennessee, 473.90. *Consolation*—9. Lisette Planken, Iowa, 499.55; 10. Tracy Richardson, South Carolina, 494.65; 11. Nancilea Underwood, Iowa, 491.85; 12. Lauren King, South Carolina, 489.15; 13. Ally Hartzell, Texas, 486.00; 14. Sara Hildebrand, Indiana, 485.55; 15. Regan Gosnell, UCLA, 475.35; 16. Azul Almazan, Houston, 473.75.

Platform diving: *Final*—1. Natalia Diea, Ohio St., 476.65; 2. Blythe Hartley, Southern California, 456.90; 3. Trisha Tumlinson, Arizona St., 456.55; 4. Sara Hildebrand, Indiana, 452.15; 5. Cassandra Cardinell, Indiana, 436.45; 6. Claire Febvay, Arizona, 420.20; 7. Lori Mathtys, Indiana, 402.15; 8. Regan Gosnell, UCLA, 396.90. *Consolation*—9. Rebecca Cornthwaite, Minnesota, 394.75; 10. Tiffany Manning, Florida St., 393.45; 11. Kylee Wells, Tennessee, 391.35; 12. Amanda Moran, Arkansas, 387.45; 13. Nicole Pohorenc, Texas, 378.10; 14. Daniela Beeme, Arizona, 376.15; 15. Barbara Gorst, LSU, 372.80; 16. Adela Gavozdea, Northeastern, 371.80.

200-yard freestyle relay: *Final*—1. Georgia (Neka Mabry, Paige Kearns, Samantha Arsenault, Maritza Correia), 1:28.96; 2. Auburn, 1:29.04; 3. Texas, 1:29.61; 4. California, 1:30.03; 5. Florida, 1:30.58; 6. Stanford, 1:31.15; 7. UCLA, 1:31.30; 8. Michigan, 1:32.03. *Consolation*—9. Wisconsin, 1:31.16; 10. Southern Methodist, 1:31.76; 11. Arizona St., 1:32.15; 12. Washington, 1:32.38; 13. Arizona, 1:32.61; 14. Purdue, 1:32.63; 15. Arkansas, 1:32.92; 16. Florida St., 1:32.95.

400-yard freestyle relay: *Final*—1. Auburn (Becky Short, Eileen Coparropa, Kirsty Coventry, Maggie Bowen), 3:14.15; 2. Georgia, 3:15.26; 3. California (Natalie Coughlin meet record in first leg, 47.0; old record 47.29 by Maritza Correia, Georgia, 2003) 3:16.21; 4. Southern Methodist, 3:18.22; 5. Wisconsin, 3:18.49; 6. Arizona St., 3:20.05; 7. Stanford, 3:20.39; 8. Texas, disqualified. *Consolation*—9. Florida, 3:19.21; 10. UCLA, 3:19.77; 11. Arizona, 3:20.40; 12. Michigan, 3:20.92; 13. Pacific (Cal.), 3:21.24; 14. Southern California, 3:21.31; 15. Penn St., 3:23.19; 16. Arkansas, disqualified.

800-yard freestyle relay: *Final*—1. Auburn (Margaret Hoelzer, Heather Kemp, Kirsty Coventry, Maggie Bowen), 7:02.72 [meet record; old record 7:04.06, Stanford (Karen Kraemer, Lea Loveless, Janel Jorgensen, Jenny Thompson), 1992]; 2. Georgia, 7:05.69; 3. Southern California, 7:09.80; 4. Florida, 7:10.54; 5. Wisconsin, 7:12.19; 6. Arizona, 7:12.63; 7. Southern Methodist, 7:13.18; 8. Stanford, 7:13.74; 9. UCLA, 7:14.76; 10. North Carolina, 7:16.12; 11. Virginia, 7:16.40; 12. Texas, 7:17.19; 13. Arizona St., 7:18.10; 14. Indiana, 7:19.46; 15. Maryland, 7:19.63; 16. Michigan, 7:19.68.

200-yard medley relay: *Final*—1. Auburn (Jenni Anderson, Laura Swander, Margaret Hoelzer, Becky Short), 3:36.69 [meet record; old record 3:37.77, Stanford (Shelly Ripple, Whitney Leatherwood, Misty Hyman, Gabrielle Rose), 1999]; 2. Stanford, 1:38.42; 3. California, 1:38.65; 4. Georgia, 1:38.83; 5. Arizona, 1:38.96; 6. Texas, 1:39.00; 7. Florida, 1:39.16; 8. Southern Methodist, 1:41.11. *Consolation*—9. Penn St., 1:40.85; 10. Southern California, 1:41.02; 11. Michigan, 1:41.03; 12. Alabama, 1:41.15; 13. Arizona St., 1:41.24; 14. Purdue, 1:41.29; 15. Pacific (Cal.), 1:41.39; 16. UCLA, 1:41.93.

400-yard medley relay: *Final*—1. Auburn (Kirsty Coventry, Maggie Bowen, Margaret Hoelzer, Becky Short), 3:31.45 [meet record; old record 3:31.74, Stanford (Amy Wagner, Tara Kirk, Shelly Ripple, Lacey Boutwell), 2002]; 2. Georgia, 3:31.81; 3. California, 3:34.95; 4. Stanford, 3:35.16; 5. Florida, 3:36.79; 6. Texas, 3:37.56; 7. Arizona, 3:38.12; 8. Southern California, 3:38.75. *Consolation*—9. Penn St., 3:38.55; 10. Southern Methodist, 3:38.56; 11. Michigan, 3:40.28; 12. UCLA, 3:40.44; 13. Arizona St., 3:40.57; 14. Pacific (Cal.), 3:40.76; 15. Purdue, 3:41.29; 16. Alabama, 3:41.67.

MISCELLANEOUS**EVENT CHAMPIONS, YEAR**

- 13—Florida, 1982-88; Stanford, 1993.
12—Stanford, 1992.
10—Texas, 1985.

INDIVIDUAL TITLES, YEAR

- 5—Tracy Caulkins, Florida, 1982 (100 fly, 200 fly, 100 IM, 200 IM, 400 IM), also swam on one winning relay team.
4—Tracy Caulkins, Florida, 1984 (100 breast, 200 fly, 200 IM, 400 IM), also swam on two winning relay teams.

INDIVIDUAL TITLES, CAREER

- 12—Tracy Caulkins, Florida (100 breast 1984, 100 fly 1982, 200 fly 1982-84, 100 IM 1982-83, 200 IM 1982-83-84, 400 IM 1982-83-84), also swam on four winning relay teams.
10—Martina Moravcova, Southern Methodist (100 free 1997-98-99, 200 free 1996-97-98-99, 200 IM 1997-98-99), also swam on four winning relay teams.
9—Jenny Thompson, Stanford (50 free 1992-93, 100 free 1992-93-94-95, 100 fly 1994-95, 200 IM 1995), also swam on 10 winning relay teams; Natalie Coughlin, California (100 back 2001-02-03, 200 back 2001-02-03, 100 fly 2001-02-03).
8—Marybeth Linzmeier, Stanford (200 free 1982-84, 500 free 1982-83-84, 1,650 free 1982-83-84), also swam on three winning relay teams; Megan Neyer, Florida (one-meter diving 1982-83-84-86, three-meter diving 1982-83-84-86); Sue Walsh, North Carolina (50 back 1982-83, 100 back 1982-83-84, 200 back 1982-83-84); Kristine Quance, Southern California (200 breast 1994-96-97, 200 IM 1994-96, 400 IM 1994-96-97), also swam on one winning relay team.

REPEAT CHAMPIONSHIPS

- 4—Megan Neyer, Florida (one-meter diving 1982-83-84-86, three-meter diving 1982-83-84-86); Mary T. Meagher, California (200 fly 1983-85-86-87); Leigh Ann Fetter, Texas (50 free 1988-89-90-91); Nicole Haislett, Florida (200 free 1991-92-93-94); Jenny Thompson, Stanford (100 free 1992-93-94-95); Martina Moravcova, Southern Methodist (200 free 1996-97-98-99).
3—Tracy Caulkins, Florida (200 IM 1982-83-84, 400 IM 1982-83-84); Marybeth Linzmeier, Stanford (500 free 1982-83-84, 1,650 free 1982-83-84); Sue Walsh, North Carolina (100 back 1982-83-84, 200 back 1982-83-84); Tracey McFarlane, Texas (100 breast 1985-87-88); Betsy Mitchell, Texas (100 back 1986-87-88, 200 back 1986-87-88); Tami Bruce, Florida (1,650 free 1986-87-88); Leigh Ann Fetter, Texas (100 free 1989-90-91); Lea Loveless, Stanford (100 back 1992-93-94); Eileen Richitelli, Stanford (platform diving (1992-93-95); Mimosa McNerney, Florida (1,650 free 1993-95-96); Kristine Quance, Southern California (200 breast 1994-96-97, 400 IM 1994-96-97); Martina Moravcova, Southern Methodist (100 free 1997-98-99); Martina Moravcova, Southern Methodist (200 IM 1997-98-99); Lindsay Benko, Southern California (500 free 1996-97-99); Natalie Coughlin, California (100 Back 2001-02-03, 200 Back 2001-02-03, 100 fly 2001-02-03); Tara Kirk, Stanford (100 breast 2001-02-03); Maggie Bowen, Auburn (200 IM 2001-02-03, 400 IM 2001-02-03); Yulia Pakhalina, Houston (three-meter diving 2001-02-03).

Individual Champions**50-YARD FREESTYLE**

- 1982 Diane Johnson, Arizona, 23.16
1983 Tammy Thomas, Kansas, 22.17
1984 Krissie Bush, Stanford, 22.98
1985 Conny Van Bentum, California, 23.18
1986 Jenna Johnson, Stanford, 22.46
1987 Jenna Johnson, Stanford, 22.57
1988 Dara Torres, Florida, 22.38
1989 Leigh Ann Fetter, Texas, 22.38
1990 Leigh Ann Fetter, Texas, 22.05
1991 Leigh Ann Fetter, Texas, 22.13

- 1992 Jenny Thompson, Stanford, 22.14
1993 Jenny Thompson, Stanford, 22.16
1994 Amy Van Dyken, Colorado St., 21.77
1995 Ashley Tappin, Arizona, 22.34
1996 Nicole deMan, Tennessee, 22.59
1997 Catherine Fox, Stanford, 22.01
1998 Catherine Fox, Stanford, 22.21
1999 Catherine Fox, Stanford, 22:13
2001 Colleen Lanne, Texas, 21:99
2002 Maritza Correia, Georgia, 21:69
2003 Maritza Correia, Georgia, 21:83

100-YARD FREESTYLE

- 1982 Amy Caulkins, Florida, 49.37
1983 Tammy Thomas, Kansas, 48.40
1984 Agneta Eriksson, Texas, 49.63
1985 Mary Wayte, Florida, 49.70
1986 Jenna Johnson, Stanford, 49.03
1987 Jenna Johnson, Stanford, 48.82
1988 Dara Torres, Florida, 48.26
1989 Leigh Ann Fetter, Texas, 48.68
1990 Leigh Ann Fetter, Texas, 48.48
1991 Leigh Ann Fetter, Texas, 48.29
1992 Jenny Thompson, Stanford, 47.61
1993 Jenny Thompson, Stanford, 48.03
1994 Jenny Thompson, Stanford, 47.74
1995 Jenny Thompson, Stanford, 48.38
1996 Claudia Franco, Stanford, 49.04
1997 Martina Moravcova, Southern Methodist, 48.18
1998 Martina Moravcova, Southern Methodist, 48.81
1999 Martina Moravcova, Southern Methodist, 48:05
2001 Colleen Lanne, Texas, 48:29
2002 Maritza Correia, Georgia, 47.56
2003 Maritza Correia, Georgia, 47.29

200-YARD FREESTYLE

- 1982 Marybeth Linzmeier, Stanford, 1:45.82
1983 Susan Habernigg, Southern California, 1:46.35
1984 Marybeth Linzmeier, Stanford, 1:45.47
1985 Susan Habernigg, Southern California, 1:45.73
1986 Conny Van Bentum, California, 1:46.45
1987 Mitzi Kremer, Clemson, 1:45.99
1988 Tami Bruce, Florida, 1:45.40
1989 Mitzi Kremer, Clemson, 1:44.78
1990 Whitney Hedgepeth, Florida, 1:45.21
1991 Nicole Haislett, Florida, 1:45.05
1992 Nicole Haislett, Florida, 1:43.28
1993 Nicole Haislett, Florida, 1:43.98
1994 Nicole Haislett, Florida, 1:44.51
1995 Ashley Tappin, Arizona, 1:45.23
1996 Martina Moravcova, Southern Methodist, 1:44.64
1997 Martina Moravcova, Southern Methodist, 1:43.08
1998 Martina Moravcova, Southern Methodist, 1:45.11
1999 Martina Moravcova, Southern Methodist, 1:43.84
2001 Sarah Tolar, Arizona, 1:45.21
2002 Sarah Tolar, Arizona, 1:44.66
2003 Jessi Perruquet, North Carolina, 1:45.01

500-YARD FREESTYLE

- 1982 Marybeth Linzmeier, Stanford, 4:41.61
1983 Marybeth Linzmeier, Stanford, 4:39.95
1984 Marybeth Linzmeier, Stanford, 4:38.91
1985 Tiffany Cohen, Texas, 4:37.90
1986 Tami Bruce, Florida, 4:40.87
1987 Mitzi Kremer, Clemson, 4:41.13
1988 Tami Bruce, Florida, 4:38.22
1989 Mitzi Kremer, Clemson, 4:39.18
1990 Janet Evans, Stanford, 4:34.39
1991 Janet Evans, Stanford, 4:38.71
1992 Erika Hansen, Texas, 4:37.73
1993 Lisa Jacob, Stanford, 4:45.79
1994 Nicole Haislett, Florida, 4:43.36
1995 Mimosa McNerney, Florida, 4:41.86
1996 Lindsay Benko, Southern California, 4:42.46
1997 Lindsay Benko, Southern California, 4:41.85
1998 Cristina Teuscher, Columbia-Barnard, 4:35.45
1999 Lindsay Benko, Southern California, 4:40.22
2001 Jessica Foschi, Stanford, 4:37.81
2002 Flavia Rigamonti, Southern Methodist, 4:40.13
2003 Flavia Rigamonti, Southern Methodist, 4:37.72

1,650-YARD FREESTYLE

- 1982 Marybeth Linzmeier, Stanford, 16:02.34
1983 Marybeth Linzmeier, Stanford, 16:03.76
1984 Marybeth Linzmeier, Stanford, 16:02.38
1985 Tiffany Cohen, Texas, 15:53.85
1986 Tami Bruce, Florida, 15:56.81

- 1987 Tami Bruce, Florida, 16:02.15
1988 Tami Bruce, Florida, 15:50.86
1989 Erika Hansen, Georgia, 16:00.04
1990 Janet Evans, Stanford, 15:39.14
1991 Janet Evans, Stanford, 15:45.98
1992 Katy Arris, Texas, 16:03.78
1993 Mimosa McNerney, Florida, 16:14.28
1994 Tobie Smith, Texas, 16:07.26
1995 Mimosa McNerney, Florida, 15:59.71
1996 Mimosa McNerney, Florida, 16:06.23
1997 Trina Jackson, Arizona, 15:59.82
1998 Trina Jackson, Arizona, 15:49.25
1999 Julie Varozza, Georgia, 15:59.66
2001 Cara Lane, Virginia, 15:53.86
2002 Flavia Rigamonti, Southern Methodist, 4:40.13
2003 Flavia Rigamonti, Southern Methodist, 15:43.90

100-YARD BACKSTROKE

- 1982 Sue Walsh, North Carolina, 54.81
1983 Sue Walsh, North Carolina, 55.62
1984 Sue Walsh, North Carolina, 55.32
1985 Deborah Risen, Texas, 55.44
1986 Betsy Mitchell, Texas, 55.00
1987 Betsy Mitchell, Texas, 54.18
1988 Betsy Mitchell, Texas, 54.11
1989 Kristen Linehan, Florida, 54.98
1990 Kristen Linehan, Florida, 54.10
1991 Jodi Wilson, Texas, 54.98
1992 Lea Loveless, Stanford, 52.82
1993 Lea Loveless, Stanford, 52.98
1994 Lea Loveless, Stanford, 53.51
1995 Alecia Humphrey, Michigan, 54.10
1996 Jessica Tong, Stanford, 54.40

- 1997 Catherine Fox, Stanford, 53.23
1998 Catherine Fox, Stanford, 52.71
1999 Marylyn Chiang, California, 52.36
2001 Natalie Coughlin, California, 51.23
2002 Natalie Coughlin, California, 49.97
2003 Natalie Coughlin, California, 50.92

200-YARD BACKSTROKE

- 1982 Sue Walsh, North Carolina, 1:59.47
1983 Sue Walsh, North Carolina, 1:59.05
1984 Sue Walsh, North Carolina, 1:59.84
1985 Tori Trees, Texas, 1:59.11
1986 Betsy Mitchell, Texas, 1:57.26
1987 Betsy Mitchell, Texas, 1:55.16
1988 Betsy Mitchell, Texas, 1:57.21
1989 Kristen Linehan, Florida, 1:57.89
1990 Kristen Linehan, Florida, 1:57.02
1991 Beth Barr, Texas, 1:57.81

- 1992 Whitney Hedgepeth, Texas, 1:52.98
1993 Lea Loveless, Stanford, 1:53.67
1994 Whitney Hedgepeth, Texas, 1:53.05
1995 Alecia Humphrey, Michigan, 1:54.68
1996 Lindsay Benko, Southern California, 1:55.78
1997 Lindsay Benko, Southern California, 1:54.42
1998 Misty Hyman, Stanford, 1:53.12
1999 Keegan Walkley, Georgia, 1:53.63
2001 Natalie Coughlin, California, 1:51.02
2002 Natalie Coughlin, California, 1:49.52
2003 Natalie Coughlin, California, 1:50.86

100-YARD BREASTSTROKE

- 1982 Kathy Treible, Florida, 1:02.44
1983 Jeanne Childs, Hawaii, 1:02.69
1984 Tracy Caulkins, Florida, 1:01.37
1985 Tracey McFarlane, Texas, 1:02.50
1986 Cindy Ounpuu, Florida, 1:02.57
1987 Tracey McFarlane, Texas, 1:00.68
1988 Tracey McFarlane, Texas, 1:00.51
1989 Stephanie Zurich, Florida, 1:02.10
1990 Stephanie Zurich, Florida, 1:01.37
1991 Lori Heisick, Stanford, 1:01.37
1992 Susan Lipscomb, Southern Methodist, 1:01.28
1993 Lara Hooiveld, Michigan, 1:00.47
1994 Beata Kaszuba, Arizona St., 1:00.46
1995 Beata Kaszuba, Arizona St., 59.71
1996 Penny Heyns, Nebraska, 1:00.27
1997 Gretchen Hegener, Minnesota, 1:00.32
1998 Kristy Kowal, Georgia, 59.05
1999 Kristy Kowal, Georgia, 59.25
2001 Tara Kirk, Stanford, 59.18
2002 Tara Kirk, Stanford, 59.03
2003 Tara Kirk, Stanford, 58.62

200-YARD BREASTSTROKE

- 1982 Kathy Treible, Florida, 2:14.20
 1983 Jeanne Childs, Hawaii, 2:13.35
 1984 Susie Rapp, Stanford, 2:12.84
 1985 Kim Rhodenbaugh, Texas, 2:14.92
 1986 Cindy Ounpoo, Florida, 2:13.25
 1987 Susie Rapp, Stanford, 2:11.93
 1988 Hiroko Nagasaki, California, 2:11.65
 1989 Ann Colloton, Michigan, 2:12.96
 1990 Jill Johnson, Stanford, 2:12.32
 1991 Dorsey Tierney, Texas, 2:11.54
 1992 Lisa Flood, Villanova, 2:11.78
 1993 Lara Hooiveld, Michigan, 2:12.71
 1994 Kristine Quance, Southern California, 2:10.69
 1995 Beata Kaszuba, Arizona St., 2:09.71
 1996 Kristine Quance, Southern California, 2:09.57
 1997 Kristine Quance, Southern California, 2:09.62
 1998 Kristy Kowal, Georgia, 2:09.14
 1999 Kristy Kowal, Georgia, 2:07.66
 2001 Amanda Beard, Arizona, 2:09.09
 2002 Tara Kirk, Stanford, 2:07.36
 2003 Tara Kirk, Stanford, 2:08.79

100-YARD BUTTERFLY

- 1982 Tracy Caulkins, Florida, 53.91
 1983 Jill Sterkel, Texas, 53.54
 1984 Joan Pennington, Texas, 53.70
 1985 Mary T. Meagher, California, 53.50
 1986 Jenna Johnson, Stanford, 52.69
 1987 Mary T. Meagher, California, 52.42
 1988 Dara Torres, Florida, 52.95
 1989 Jenna Johnson, Stanford, 53.24
 1990 Janel Jorgensen, Stanford, 53.02
 1991 Crissy Ahmann-Leighton, Arizona, 52.36
 1992 Crissy Ahmann-Leighton, Arizona, 51.75
 1993 Janel Jorgensen, Stanford, 53.19
 1994 Jenny Thompson, Stanford, 51.81
 1995 Jenny Thompson, Stanford, 52.77
 1996 Lisa Coole, Georgia, 54.21
 1997 Mimi Bowen, Auburn, 52.05
 1998 Misty Hyman, Stanford, 51.34
 1999 Misty Hyman, Stanford, 51.77
 2001 Natalie Coughlin, California, 51.18
 2002 Natalie Coughlin, California, 50.01
 2003 Natalie Coughlin, California, 50.62

200-YARD BUTTERFLY

- 1982 Tracy Caulkins, Florida, 1:57.23
 1983 Mary T. Meagher, California, 1:56.71
 1984 Tracy Caulkins, Florida, 1:55.55
 1985 Mary T. Meagher, California, 1:55.13
 1986 Mary T. Meagher, California, 1:54.52
 1987 Mary T. Meagher, California, 1:55.54
 1988 Julie Gorman, Florida, 1:56.08
 1989 Julie Gorman, Florida, 1:56.94
 1990 Janel Jorgensen, Stanford, 1:55.75
 1991 Summer Sanders, Stanford, 1:54.17
 1992 Summer Sanders, Stanford, 1:53.42
 1993 Janel Jorgensen, Stanford, 1:57.43
 1994 Berit Puggaard, Southern Methodist, 1:57.99
 1995 Berit Puggaard, Southern Methodist, 1:57.86
 1996 Annette Salmeen, UCLA, 1:55.84
 1997 Lia Oberstar, Southern Methodist, 1:56.76
 1998 Misty Hyman, Stanford, 1:55.70
 1999 Limin Liu, Nevada, 1:53.36
 2001 Misty Hyman, Stanford, 1:53.63
 2002 Shelly Ripple, Stanford, 1:54.23
 2003 Mary DeScenza, Georgia, 1:53.51

200-YARD INDIVIDUAL MEDLEY

- 1982 Tracy Caulkins, Florida, 2:00.77
 1983 Tracy Caulkins, Florida, 2:00.34
 1984 Tracy Caulkins, Florida, 1:57.06
 1985 Kim Rhodenbaugh, Texas, 2:01.93
 1986 Susie Rapp, Stanford, 2:01.80
 1987 Betsy Mitchell, Texas, 1:59.66
 1988 Julie Gorman, Florida, 1:59.34
 1989 Angel Myers, Furman, 1:59.49
 1990 Janel Jorgensen, Stanford, 1:58.17
 1991 Summer Sanders, Stanford, 1:57.02
 1992 Summer Sanders, Stanford, 1:55.54
 1993 Nicole Haislett, Florida, 1:57.15
 1994 Kristine Quance, Southern California, 1:58.89
 1995 Jenny Thompson, Stanford, 1:57.63
 1996 Kristine Quance, Southern California, 1:57.58
 1997 Martina Moravcova, Southern Methodist, 1:55.81
 1998 Martina Moravcova, Southern Methodist, 1:57.37

- 1999 Martina Moravcova, Southern Methodist, 1:55.64
 2001 Maggie Bowen, Auburn, 1:55.49
 2002 Maggie Bowen, Auburn, 1:53.91
 2003 Maggie Bowen, Auburn, 1:55.33

400-YARD INDIVIDUAL MEDLEY

- 1982 Tracy Caulkins, Florida, 4:12.64
 1983 Tracy Caulkins, Florida, 4:15.24
 1984 Tracy Caulkins, Florida, 4:08.37
 1985 Mary Wayte, Florida, 4:13.27
 1986 Patty Sabo, Texas, 4:16.58
 1987 Janelle Bosse, Ohio St., 4:14.63
 1988 Julie Gorman, Florida, 4:14.00
 1989 Michelle Griglione, Florida, 4:12.29
 1990 Janet Evans, Stanford, 4:07.59
 1991 Summer Sanders, Stanford, 4:05.19
 1992 Summer Sanders, Stanford, 4:02.28
 1993 Mindy Gehrs, Michigan, 4:11.39
 1994 Kristine Quance, Southern California, 4:08.71
 1995 Allison Wagner, Florida, 4:09.04
 1996 Kristine Quance, Southern California, 4:06.60
 1997 Kristine Quance, Southern California, 4:06.54
 1998 Cristina Teuscher, Columbia-Barnard, 4:05.62
 1999 Madeleine Crippen, Villanova, 4:06.76
 2001 Maggie Bowen, Auburn, 4:07.26
 2002 Maggie Bowen, Auburn, 4:04.69
 2003 Maggie Bowen, Auburn, 4:06.15

ONE-METER DIVING

- 1982 Megan Neyer, Florida, 481.95
 1983 Megan Neyer, Florida, 495.85
 1984 Megan Neyer, Florida, 450.40
 1985 Wendy Lucero, Southern Ill., 468.65
 1986 Megan Neyer, Florida, 480.70
 1987 Karen LaFace, Ohio St., 478.00
 1988 Mary Fischbach, Michigan, 486.80
 1989 Alison Maisch, LSU, 479.10
 1990 Julie Farrell, Michigan St., 455.70
 1991 Krista Wilson, Southern Methodist, 465.20
 1992 Cheril Santini, Southern Methodist, 426.40
 1993 Marina Smith, Auburn, 433.60
 1994 Vanessa Thelin, Brigham Young, 449.80
 1995 Cheril Santini, Southern Methodist, 454.00
 1996 Kimiko Hirai, Indiana, 443.35
 1997 Vera Ilyina, Texas, 455.90
 1998 Vera Ilyina, Texas, 495.70
 1999 Jenny Lingamfelter, Southern Methodist, 444.40
 2000 Jamie Watkins, LSU, 439.70
 2001 Yulia Pakhalina, Houston, 329.60
 2002 Blythe Hartley, Southern California, 350.85
 2003 Yulia Pakhalina, Houston, 339.70

THREE-METER DIVING

- 1982 Megan Neyer, Florida, 541.95
 1983 Megan Neyer, Florida, 497.40
 1984 Megan Neyer, Florida, 498.05
 1985 Robin Ford, Arkansas, 482.45
 1986 Megan Neyer, Florida, 532.35
 1987 Kim Fugett, Ohio St., 550.70
 1988 Mary Fischbach, Michigan, 551.75
 1989 Kelly Jenkins, Texas, 534.55
 1990 Krista Wilson, Southern Methodist, 561.55
 1991 Julie Farrell-Ovenhouse, Michigan St., 576.80
 1992 Eileen Richetelli, Stanford, 536.30
 1993 Eileen Richetelli, Stanford, 528.75
 1994 Robin Carter, Texas, 522.10
 1995 Tracy Bonner, Tennessee, 580.20
 1996 Michelle Rojohn, Kansas, 567.95
 1997 Vera Ilyina, Texas, 587.80
 1998 Vera Ilyina, Texas, 612.60
 1999 Jenny Keim, Miami (Fla.), 576.90
 2000 Ashley Culpepper, LSU, 538.25
 2001 Yulia Pakhalina, Houston, 573.20
 2002 Yulia Pakhalina, Houston, 625.05
 2003 Yulia Pakhalina, Houston, 657.30

PLATFORM DIVING

- 1990 Courtney Nelson, Brigham Young, 523.10
 1991 Courtney Nelson, Brigham Young, 595.00
 1992 Eileen Richetelli, Stanford, 582.90
 1993 Eileen Richetelli, Stanford, 530.95
 1994 Susie Ryan, LSU, 584.65
 1995 Eileen Richetelli, Stanford, 630.10
 1996 Becky Ruehl, Cincinnati, 636.05
 1997 Laura Wilkinson, Texas, 606.10
 1998 Kathy Pesek, Tennessee, 659.65
 1999 Laura Wilkinson, Texas, 664.75

- 2000 Jenny Keim, Miami (Fla.), 538.80
 2001 Erin Sones, Stanford, 463.05
 2002 Blythe Hartley, Southern California, 460.35
 2003 Natalia Diea, Ohio St., 476.65

200-YARD FREESTYLE RELAY

- 1982 Stanford (Krissie Bush, Kelly Asplund, Claudia Schwarzer, Barb Major), 1:32.07
 1983 Stanford (Krissie Bush, Diana Zock, Kelly Asplund, Barb Major), 1:31.67
 1984 Texas (Kirsten Wengler, Jodi Eyles, Deborah Risen, Joan Pennington), 1:31.95
 1985 Texas (Ann Drolsom, Jodi Eyles, Deborah Risen, Kirsten Wengler), 1:32.06
 1986 Stanford (Jenna Johnson, Diana Zock, Aimee Berzins, Kathy Smith), 1:31.27
 1987 Texas (Jeanne Doolan, Courtney Madsen, Carrie Steinseifer, Ann Drolsom), 1:31.01
 1988 Texas (Leigh Ann Fetter, Courtney Madsen, Colleen Griffin, Carrie Steinseifer), 1:30.21
 1989 Texas (Leigh Ann Fetter, Julie Cooper, Jeanne Doolan, Courtney Madsen), 1:28.90
 1990 Texas (Julie Cooper, Dana Dutcher, Jeanne Doolan, Leigh Ann Fetter), 1:29.83
 1991 Texas (Leigh Ann Fetter, Julie Cooper, Dana Dutcher, Andrea Fisher), 1:30.01
 1992 Texas (Julie Cooper, Andrea Fisher, Barbara Bedford, Whitney Hedgepeth), 1:30.94
 1993 Stanford (Mary Edwards, Lea Loveless, Janel Jorgensen, Jenny Thompson), 1:30.30
 1994 Stanford (Jessica Tong, Mary Edwards, Kerry O'Hanlon, Jenny Thompson), 1:30.53
 1995 Georgia (Liesl Pimentel, Lisa Coole, Andrea Morrison, Heather Blackmon), 1:30.84
 1996 Arizona (Shannon Hosack, Liesl Kolbisen, Casey Legler, Ashley Tappin), 1:31.09
 1997 Arizona (Shannon Hosack, Liesl Kolbisen, Denali Knapp, Ashley Tappin), 1:29.56
 1998 Arizona (Shannon Hosack, Liesl Kolbisen, Denali Knapp, Lindsey Farella), 1:29.16
 1999 Southern Methodist (Martina Moravcova, Rania Elwani, Alison Wimer, Katina Maistrellis), 1:28.94
 2001 Texas (Colleen Lanne, Tanica Jamison, Kelley Robins, Erin Phenix), 1:28.89
 2002 Georgia (Stefanie Williams, Neka Mabry, Paige Kearns, Maritza Correia), 1:28.74
 2003 Georgia (Neka Mabry, Paige Kearns, Samantha Arsenault, Maritza Correia), 1:28.96
- 400-YARD FREESTYLE RELAY**
 1982 Stanford (Marybeth Linzmeier, Isabel Reuss, Kelly Asplund, Barb Major), 3:20.98
 1983 Texas (Kirsten Wengler, Carol Klimpel, Rebecca Kast, Jill Sterkel), 3:21.34
 1984 Florida (Tracy Caulkins, Kathy Treible, Laureen Welling, Mary Wayte), 3:18.52
 1985 Florida (Jennie Sawyer, Holly Green, Joan Franz, Mary Wayte), 3:21.72
 1986 Florida (Dara Torres, Holly Green, Carmen Cowart, Mary Wayte), 3:19.07
 1987 Stanford (Jenna Johnson, Laurie McLean, Susie Rapp, Aimee Berzins), 3:17.69
 1988 Florida (Paige Zemina, Carmen Cowart, Debbie Daniels, Dara Torres), 3:16.89
 1989 Texas (Julie Cooper, Courtney Madsen, Jeanne Doolan, Leigh Ann Fetter), 3:15.48
 1990 Texas (Julie Cooper, Dana Dutcher, Katy Arris, Leigh Ann Fetter), 3:17.23
 1991 Texas (Julie Cooper, Andrea Fisher, Dana Dutcher, Leigh Ann Fetter), 3:17.05
 1992 Stanford (Mary Edwards, Summer Sanders, Janel Jorgensen, Jenny Thompson), 3:16.41
 1993 Florida (Laura Booth, Vicki Stemper, Melanie Morgan, Nicole Haislett), 3:14.97
 1994 Stanford (Michelle Jespersen, Mary Edwards, Jessica Tong, Jenny Thompson), 3:15.80
 1995 Stanford (Claudia Franco, Becky Bicknell, Jessica Tong, Jenny Thompson), 3:17.17
 1996 Stanford (Jessica Tong, Elin Austevoll, Lisa Jacob, Claudia Franco), 3:18.28
 1997 Stanford (Gabrielle Rose, Jessica Amey, Claudia Franco, Catherine Fox), 3:16.72
 1998 Arizona (Shannon Hosack, Liesl Kolbisen, Lindsey Farella, Denali Knapp), 3:15.77
 1999 Arizona (Lindsey Farella, Denali Knapp, Emily Mastin, Sarah Tolar), 3:16.49
 2001 Texas (Colleen Lanne, Tanica Jamison, Shona Kitson, Erin Phenix), 3:14.52

Swimming and Diving

DIVISION II



Photo by Dan Koeck/NCAA Photos

Truman celebrates its third team championship.

2003 Championships

Highlights

Truman Triple: Truman outpaced its nearest opponent by more than 200 points March 12-15 in Grand Forks, North Dakota, claiming nine of 21 events.

The tandem of Liz Hug and Kelli Dudley won the 1,000-yard freestyle, the 200-yard backstroke, and both individual medley swims. Diana Betsworth claimed her fourth career title by winning the 500-yard freestyle.

Newcomer Loni Burton was a one-woman show with her wins in the 50-, 100- and 200-yard freestyles and the 100-yard butterfly.

For the complete story, go to the March 31, 2003, issue of The NCAA News at www.ncaa.org on the World Wide Web.

TEAM STANDINGS

1. Truman	682	16. Lewis	55
2. Drury	410	17. Calif. (Pa.).....	48
3. UC San Diego	365 1/2	18. Northern Mich.	46
West Chester	365 1/2	19. Ashland	44
5. Cal St. Bakersfield.....	305	20. Grand Valley St.	39
6. UC Davis	247	21. Shippensburg.....	33
7. Neb.-Omaha	233 1/2	22. Salem Int'l.....	21
8. North Dakota	219	23. Southern Conn. St.	16
9. Tampa	196	24. Central Wash.	15
10. Clarion.....	160	25. Colorado Mines.....	12
11. Indianapolis.....	131	26. Minn. St. Mankato	11
12. Northern Colo.	103	27. West Va. Wesleyan	7
13. St. Cloud St.....	100	28. Wayne St. (Mich.).....	6
14. Indiana (Pa.).....	79	29. Bloomsburg	4 1/2
15. South Dakota	65		

INDIVIDUAL RESULTS

50-yard freestyle: *Final*—1. Loni Burton, Cal St. Bakersfield, 23.13; 2. Sara Hatcher, Truman, 23.35; 3. Sarah Henderson, Drury, 23.70; 4. Tasha Soby, Neb.-Omaha, 23.73; 5. Cindy Ong, Drury, 23.79; 6. Dena Quick, Northern Mich., 23.82; 7. Meryllie Giguere, Cal St. Bakersfield, 23.98; 8. Kari Kopecky, South Dakota, 24.49. *Consolation*—9. Saree Hoopii, Northern Colo., 23.98; 10. (tie) Sarah Clark, Neb.-Omaha, and Rosanna Delurgio, UC San Diego, 24.09; 12. Whitney Jensen, Truman, 24.16; 13. Sarah Scott, Lewis, 24.20; 14. Megan Trimbur, Clarion, 24.29; 15. Luci Plaxton, Indiana (Pa.), 24.46; 16. Melissa Fielder, Tampa, 24.50.

100-yard freestyle: *Final*—1. Loni Burton, Cal St. Bakersfield, 49.92 (meet record; old record 50.26, Jamie McDaniel, Ashland, 1998); 2. Diana Betsworth, Truman, 50.81; 3. Sarah Dance, Truman, 51.10; 4. Luci Plaxton, Indiana (Pa.), 51.37; 5. Corey Dennis, West Chester, 51.60; 6. Sara Hatcher, 51.75; 7. Saree Hoopii, Northern Colo., 51.94; 8. Sarah Henderson, Drury, 52.21. *Consolation*—9. Meryllie Giguere, Cal St. Bakersfield, 52.15; 10. Sarah Scott, Lewis, 52.25; 11. Dena Quick, Northern Mich.,

52.39; 12. Tasha Soby, Neb.-Omaha, 52.48; 13. Melissa Fielder, Tampa, 52.55; 14. Cassie Baur, Cal St. Bakersfield, 52.89; 15. Jackie Majer, Tampa, 53.50; 16. Breanne Hentschke, Cal St. Bakersfield, 53.85.

200-yard freestyle: *Final*—1. Loni Burton, Cal St. Bakersfield, 1:48.92 (meet record; old record 1:49.06, Diana Betsworth, Truman, 2002); 2. Diana Betsworth, Truman, 1:50.27; 3. Sarah Dance, Truman, 1:50.74; 4. Liz Hug, Truman, 1:51.12; 5. Melissa Fielder, Tampa, 1:52.56; 6. Megan Trimbur, Clarion, 1:52.76; 7. Melissa DeBellis, West Chester, 1:53.89; 8. Sarah Scott, Lewis, 1:54.00. *Consolation*—9. Breanne Hentschke, Cal St. Bakersfield, 1:53.81; 10. Lauren Mickelson, North Dakota, 1:54.20; 11. Tara Haggerty, Wayne St. (Mich.), 1:54.38; 12. (tie) Ashley Jones, Bloomsburg, and Amanda Pearsall, West Chester, 1:54.88; 14. Sue Ellen Thoma, Truman, 1:55.63; 15. Katie Funk, Truman, 1:55.95; 16. Sophie Levy, UC San Diego, 1:56.51.

500-yard freestyle: *Final*—1. Diana Betsworth, Truman, 4:53.98; 2. Liz Hug, Truman, 4:54.08; 3. Sandra Buehler, Calif. (Pa.), 4:58.55; 4. Lynsey Fugate, Drury, 5:01.05; 5. Sophie Levy, UC San

Diego, 5:02.78; 6. Katie Funk, Truman, 5:03.62; 7. Amanda Pearsall, West Chester, 5:06.57; 8. Megan Straehle, West Chester, 5:08.19. *Consolation*—9. Megan Trimbur, Clarion, 5:04.08; 10. Rachelle Compton, UC Davis, 5:04.98; 11. Erin Goodhart, Shippensburg, 5:06.05; 12. Lauren Mickelson, North Dakota, 5:06.40; 13. Veronica Barna, Neb.-Omaha, 5:06.46; 14. Aimee Gregor, Truman, 5:06.95; 15. Mary Beth Owen, Drury, 5:08.02; 16. Eszter Balazs, West Chester, 5:12.49.

1,000-yard freestyle: *Final*—1. Liz Hug, Truman, 10:07.83; 2. Diana Betsworth, Truman, 10:08.54; 3. Katie May, Truman, 10:11.11; 4. Sandra Buehler, Calif. (Pa.), 10:12.64; 5. Lynsey Fugate, Drury, 10:19.01; 6. Sophie Levy, UC San Diego, 10:25.25; 7. Mary Beth Owen, Drury, 10:26.38; 8. Amanda Pearsall, West Chester, 10:27.11; 9. Katie Funk, Truman, 10:27.74; 10. Aiti Yuliani, Salem Int'l, 10:29.25; 11. Rachelle Compton, UC Davis, 10:30.55; 12. Eszter Balazs, West Chester, 10:30.91; 13. Alison Blyth, Truman, 10:32.05; 14. Erin Goodhart, Shippensburg, 10:33.48; 15. Lauren Mickelson, North Dakota, 10:34.43; 16. Ellen Frick, Truman, 10:36.84.

1,650-yard freestyle: *Final*—1. Lynsey Fugate, Drury, 17:00.54; 2. Sandra Buehler, Calif. (Pa.), 17:06.73; 3. Katie May, Truman, 17:18.28; 4. Sophie Levy, UC San Diego, 17:24.59; 5. Katie Funk, Truman, 17:29.77; 6. Amanda Pearsall, West Chester, 17:32.54; 7. Mary Beth Owen, Drury, 17:35.05; 8. Eszter Balazs, West Chester, 17:35.11; 9. Erin Goodhart, Shippensburg, 17:37.03; 10. Ati Yuliani, Salem Int'l, 17:38.62; 11. Janice Berry, North Dakota, 17:42.24; 12. Sarah Wells, Truman, 17:43.78; 13. Missy Baer, Clarion, 17:45.16; 14. Ellen Frick, Truman, 17:46.28; 15. Alison Blyth, Truman, 17:46.41; 16. Rachele Compton, UC Davis, 17:49.74.

100-yard backstroke: *Final*—1. Yuka Kobayashi, UC Davis, 56.43; 2. Kelli Dudley, Truman, 56.76; 3. Jennifer Watanabe, UC San Diego, 57.03; 4. Ali Petersen, Neb.-Omaha, 57.58; 5. Tasha Soby, Neb.-Omaha, 57.88; 6. Krista Pray, Truman, 57.90; 7. Danielle Monton, Drury, 58.16; 8. Shanna Halsell, Tampa, 58.55. *Consolation*—9. Katie May, Truman, 58.06; 10. Elizabeth Glick, UC Davis, 58.49; 11. Jaime Dolbow, West Chester, 58.68; 12. Saree Hoopii, Northern Colo., 58.83; 13. Elizabeth Leonard, Ashland, 59.24; 14. Brianna Kelson, Central Wash., 59.28; 15. Petia Petrova, Drury, 59.34; 16. Abbey Cornell, UC Davis, 1:00.01.

200-yard backstroke: *Final*—1. Kelli Dudley, Truman, 2:00.53; 2. Jennifer Watanabe, UC San Diego, 2:01.84; 3. Ali Petersen, Neb.-Omaha, 2:03.07; 4. Kim Magnanelli, Shippensburg, 2:04.28; 5. Jaime Dolbow, West Chester, 2:05.60; 6. Elizabeth Glick, UC Davis, 2:05.73; 7. Brianna Kelson, Central Wash., 2:07.26; 8. Danielle Monton, Drury, 2:07.48. *Consolation*—9. Petia Petrova, Drury, 2:05.32; 10. Katie May, Truman, 2:05.69; 11. Elizabeth Leonard, Ashland, 2:06.30; 12. Krista Pray, Truman, 2:06.98; 13. Abbey Cornell, UC Davis, 2:07.58; 14. Kate Kresl, Truman, 2:09.62; 15. Kristen Lund, Indianapolis, 2:10.04; 16. Frances Tran, UC San Diego, 2:11.04.

100-yard breaststroke: *Final*—1. Rosanna Delurgio, UC San Diego, 1:02.37 (meet record; old record 1:03.71, Xia Fujie, Northern Mich., 1995); 2. Megan Grunert, Indianapolis, 1:03.43; 3. Michaela Osborn, Truman, 1:04.12; 4. Denise Bogard, UC San Diego, 1:04.76; 5. Tesia Zuba, St. Cloud St., 1:04.78; 6. Rita Kalmikova, Lewis, 1:04.92; 7. Ashley Haney, West Chester, 1:05.29; 8. Stephanie McKaig, Indianapolis, 1:06.21. *Consolation*—9. Meredith Roberts, Tampa, 1:06.52; 10. Zahra Shahalayi, UC Davis, 1:06.97; 11. Mandy Smith, Tampa, 1:06.98; 12. Brittany Leckey, Drury, 1:07.26; 13. Kelly VanDyke, Grand Valley St., 1:07.49; 14. Carissa Lewis, Indiana (Pa.), 1:07.68; 15. Katie Miller, UC San Diego, 1:07.86; 16. Louisa Salisbury, UC San Diego, 1:08.34.

200-yard breaststroke: *Final*—1. Rosanna Delurgio, UC San Diego, 2:15.84 (meet record; old record 2:16.51, Janice Berry, North Dakota, 2002); 2. Rita Kalmikova, Lewis, 2:17.85; 3. Megan Grunert, Indianapolis, 2:18.25; 4. Tesia Zuba, St. Cloud St., 2:20.60; 5. Ashley Haney, West Chester, 2:21.12; 6. Ashley Renshaw, Neb.-Omaha, 2:21.61; 7. Michaela Osborn, Truman, 2:22.79; 8. Denise Bogard, UC San Diego, 2:22.81. *Consolation*—9. Stephanie McKaig, Indianapolis, 2:24.49; 10. Allison Griffith, West Va. Wesleyan, 2:24.66; 11. Vanessa Sallee, UC Davis, 2:24.78; 12. Joanna Scrutchins, Cal St. Bakersfield, 2:25.21; 13. Mandy Smith, Tampa, 2:25.77; 14. Carissa Lewis, Indiana (Pa.), 2:27.23; 15. Molly Connolly, South Dakota, 2:27.47; 16. Zahra Shahalayi, UC Davis, 2:28.78.

100-yard butterfly: *Final*—1. Loni Burton, Cal St. Bakersfield, 54.40 (meet record; old record 55.42, Corey Dennis, West Chester, 2002); 2. Corey Dennis, West Chester, 55.37; 3. Merylie, Giguere, Cal St. Bakersfield, 56.54; 4. Shiara Holler, Drury, 56.68; 5. Cindy Ong, Drury, 56.86; 6. Sara Richmire, North Dakota, 57.29; 7. Greta Simpson, Colorado Mines, 57.40; 8. Sarah Dance, Truman, 57.85. *Consolation*—9. Martina Zamecnik, Neb.-Omaha, 57.18; 10. Tara Antalovsky, Southern Conn. St., 57.30; 11. Ali Petersen, Neb.-Omaha, 57.66; 12. Meredith Roberts, Tampa, 57.74; 13. Bethany Bankovich, Clarion, 57.79; 14. Abbey Cornell, UC Davis, 58.18; 15. Aubrey Slaughter, Drury, 58.24; 16. Tasha Soby, Neb.-Omaha, 59.98.

200-yard butterfly: *Final*—1. Yuka Kobayashi, UC Davis, 2:01.88; 2. Corey Dennis, West Chester, 2:03.85; 3. Cindy Ong, Drury, 2:05.22; 4. Bethany Bankovich, Clarion, 2:06.81; 5. Frances Tran, UC San Diego, 2:06.89; 6. Suzanne Lorimer, Northern Colo., 2:07.15; 7. Martina Daller, North Dakota, 2:07.33; 8. Abbey Cornell, UC Davis, 2:08.46. *Consolation*—9. Alison Blyth, Truman, 2:06.33; 10. Meredith Rocha, Truman, 2:07.87; 11. Danielle Moble, Drury, 2:08.17; 12. Kristen Lund, Indianapolis, 2:08.55; 13. Shannon Treen, Tampa, 2:08.56; 14. Ati Yuliani, Salem Int'l, 2:09.06; 15. Tara Antalovsky, Southern Conn. St., 2:10.13; 16. Katie Liebmann, Neb.-Omaha, 2:10.33.

200-yard individual medley: *Final*—1. Liz Hug, Truman, 2:03.61; 2. Kelli Dudley, Truman, 2:04.74; 3. Megan Grunert, Indianapolis, 2:05.25; 4. Sarah Dance, Truman, 2:05.68; 5. Corey Dennis, West Chester, 2:06.46; 6. Petia Petrova, Drury, 2:06.84; 7. Vanessa Sallee, UC Davis, 2:07.17; 8. Yuka Kobayashi, UC Davis, 2:07.76. *Consolation*—9. Jennifer Watanabe, UC San Diego, 2:06.74; 10. Melissa DeBellis, West Chester, 2:07.23; 11. Sara Richmire, North Dakota, 2:08.23; 12. Janice Berry, North Dakota, 2:08.67; 13. Christine Hyjek, UC San Diego, 2:08.76; 14. Rita Kalmikova, Lewis, 2:09.04; 15. Tesia Zuba, St. Cloud St., 2:11.77; 16. Breanne Hentschke, Cal St. Bakersfield, disqualified.

400-yard individual medley: *Final*—1. Kelli Dudley, Truman, 4:23.40; 2. Petia Petrova, Drury, 4:27.17; 3. Jennifer Watanabe, UC San Diego, 4:28.08; 4. Yuka Kobayashi, UC Davis, 4:28.32; 5. Megan Straehle, West Chester, 4:31.86; 6. Janice Berry, North Dakota, 4:32.54; 7. Lynsey Fugate, Drury, 4:32.84; 8. Vanessa Sallee, UC Davis, 4:37.17. *Consolation*—9. Christine Hyjek, UC San Diego, 4:33.47; 10. Kristen Lund, Indianapolis, 4:33.67; 11. Sarah Wells, Truman, 4:36.64; 12. Tesia Zuba, St. Cloud St., 4:36.73; 13. Ati Yuliani, Salem Int'l, 4:39.19; 14. Veronica Barna, Neb.-Omaha, 4:40.16; 15. Ashley Renshaw, Neb.-Omaha, 4:41.05; 16. Kim Rice, UC San Diego, 4:49.44.

One-meter diving: *Final*—1. Laura Lafranchise, Cal St. Bakersfield, 384.60; 2. Erin Borgshatz, North Dakota, 373.75; 3. Christi Lindsey, North Dakota, 343.05; 4. Jenna Portelance, North Dakota, 342.15; 5. Katy Ballantine, Grand Valley St., 341.75; 6. Kim Perez, Clarion, 329.90; 7. Kathie Cole, Northern Mich., 328.50; 8. Lauren Asay, Minn. St. Mankato, 321.55; 9. Lisa Mentzer, West Chester, 306.15; 10. Jess Waldman, Clarion, 300.70; 11. Veronica Lucas, Northern Colo., 294.25; 12. Kim Grant, Southern Conn. St., 294.15; 13. Erica Bucher, North Dakota, 290.25; 14. Amy Ferurhaken, North Dakota, 288.40; 15. Sara Steffen, St. Cloud St., 282.20; 16. Jamie Grogan, Neb.-Omaha, 264.80.

Three-meter diving: *Final*—1. Erin Borgshatz, North Dakota, 425.25; 2. Jenna Portelance, North Dakota, 401.10; 3. Katy Ballantine, Grand Valley St., 382.35; 4. Kathie Cole, Northern Mich., 379.05; 5. Laura Lafranchise, Cal St. Bakersfield, 363.50; 6. Lisa Mentzer, West Chester, 354.50; 7. Jess Waldman, Clarion, 351.45; 8. Beth Luciani, Northern Colo., 333.20; 9. Veronica Lucas, Northern Colo., 338.75; 10. Jennifer MacDonald, UC Davis, 338.15; 11. Kim Perez, Clarion, 335.55; 12. Rachele Terpstra, Grand Valley St., 331.30; 13. Lindsey Schafer, South Dakota, 330.55; 14. Amy Ferurhaken, North Dakota, 320.55; 15. Kim Grant, Southern Conn. St., 318.65; 16. Erica Bucher, North Dakota, 289.15.

200-yard freestyle relay: *Final*—1. Drury (Sarah Henderson, Lindsay Zirkle, Shiara Holler, Cindy Ong), 1:33.50; 2. Truman, 1:33.82; 3. UC San Diego, 1:35.86; 4. Neb.-Omaha, 1:36.09; 5. Tampa, 1:36.25; 6. Cal St. Bakersfield, 1:36.27; 7. West Chester, 1:36.62; 8. Indiana (Pa.), 1:37.70. *Consolation*—9. Clarion, 1:37.86; 10. Indianapolis, 1:37.99; 11. Northern Colo., 1:38.03; 12. South Dakota, 1:38.63; 13. St. Cloud St., 1:38.66; 14. UC Davis, 1:39.11; 15. Ashland, 1:40.15.

400-yard freestyle relay: *Final*—1. Truman (Liz Hug, Sara Hatcher, Diana Betsworth, Sarah Dance), 3:22.82 [meet record; old record 3:24.20, Truman (Hug, Bridget Riley, Dance, Betsworth), 2002]; 2. Cal St. Bakersfield, 3:27.91; 3. UC San Diego, 3:29.19; 4. Drury, 3:30.10; 5. West Chester, 3:30.11; 6. Clarion, 3:31.53; 7. Tampa, 3:31.56; 8. Neb.-Omaha, 3:31.76. *Consolation*—9. South Dakota, 3:33.25; 10. St. Cloud St., 3:33.44; 11. UC Davis, 3:33.63; 12. North Dakota, 3:35.67; 13. Ashland, 3:37.90; 14. Indiana (Pa.), 3:38.02; 15. Indianapolis, 3:38.90.

800-yard freestyle relay: *Final*—1. Truman (Liz Hug, Katie May, Sarah Dance, Diana Betsworth), 7:26.88; 2. North Dakota, 7:37.76; 3. UC San Diego, 7:38.54; 4. Tampa, 7:40.64; 5. Cal St. Bakersfield, 7:42.27; 6. Drury, 7:42.75; 7. West Chester, 7:43.18; 8. St. Cloud St., 7:46.57; 9. UC Davis, 7:47.29; 10. Neb.-Omaha, 7:48.71; 11. Clarion, 7:54.41; 12. South Dakota, 7:56.34; 13. Northern Colo., 7:59.84; 14. Ashland, 8:05.14; 15. Indianapolis, 8:05.21; 16. Indiana (Pa.), 8:27.15.

200-yard medley relay: *Final*—1. Truman (Krista Pray, Michaela Osborn, Christina Blose, Sara Hatcher), 1:43.73 [meet record; old record 1:45.39, Oakland (Amy Comerford, Angie Johnson, Laura Fischer, Ellen Lessig), 1993]; 2. Drury, 1:46.70; 3. Tampa, 1:46.83; 4. UC San Diego, 1:46.85; 5. Neb.-Omaha, 1:47.11; 6. West Chester, 1:48.16; 7. Cal St. Bakersfield, 1:48.41; 8. UC Davis, 1:49.40. *Consolation*—9. Indiana (Pa.), 1:49.22; 10. Clarion, 1:49.33; 11. Indianapolis, 1:49.51; 12. Ashland, 1:49.80; 13. South Dakota, 1:51.63; 14. St. Cloud St., 1:53.72.

400-yard medley relay: *Final*—1. Truman (Kelli Dudley, Michaela Osborn, Liz Hug, Sara Hatcher), 3:47.73 [meet record; old record 3:48.85, Truman (Hug, Dudley, Osborn, Hatcher), 2000]; 2. UC San Diego, 3:49.72; 3. West Chester, 3:51.94; 4. Drury, 3:52.71; 5. Neb.-Omaha, 3:53.28; 6. UC Davis, 3:54.61; 7. Cal St. Bakersfield, 3:55.18; 8. Tampa, 3:55.61. *Consolation*—9. Northern Colo., 3:57.18; 10. Indianapolis, 3:58.60; 11. St. Cloud St., 3:59.23; 12. North Dakota, 3:59.34; 13. Indiana (Pa.), 3:59.99; 14. Ashland, 4:01.31; 15. Clarion, 4:06.17; 16. South Dakota, 4:08.63.

History

Team Results

Year	Champion	Coach	Points	Runner-Up	Points	Host or Site	Attendance
1982	Cal St. Northridge	Pete Accardy	391	Vanderbilt	324	Truman	1,347
1983	Clarion	Becky Rutt	308	Air Force	299	Long Beach, Calif.	1,484
1984	Clarion	Becky Rutt Leas	345	Cal St. Northridge	260	Hofstra	934
1985	South Fla.	Bill Mann	492	Cal St. Northridge	380	Orlando, Fla.	726
1986	Clarion	Becky Rutt Leas	433	Tampa	343	Orlando, Fla.	1,049
1987	Cal St. Northridge	Pete Accardy	349	Clarion	274	Cal St. Chico	794
1988	Cal St. Northridge	Pete Accardy	441	Tampa	285	Buffalo, N.Y.	1,155
1989	Cal St. Northridge	Pete Accardy	397	North Dakota	280	Buffalo, N.Y.	1,231
1990	Oakland	Tracy Huth	423	Cal St. Northridge	419	Buffalo, N.Y.	1,134
1991	Oakland	Tracy Huth	566	Fla. Atlantic	404	Wis.-Milwaukee	1,530
1992	Oakland	Tracy Huth	621 1/2	Northern Mich.	475	North Dakota	1,000
1993	Oakland	Tracy Huth	609	Clarion	406	Canton, Ohio	1,077
1994	Oakland	Tracy Huth	630	Air Force	454 1/2	Canton, Ohio	1,217
1995	Air Force	Casey Converse	690	Oakland	563	Canton, Ohio	1,500
1996	Air Force	Casey Converse	697 1/2	Oakland	625	North Dakota	1,205
1997	Drury	Brian Reynolds	690 1/2	Oakland	490	San Antonio	880
1998	Drury	Brian Reynolds	578 1/2	Cal St. Bakersfield	386	Ashland	3,103
1999	Drury	Brian Reynolds	613	North Dakota	603 1/2	Buffalo, N.Y.	2,190
2000	Drury	Brian Reynolds	663	Truman	556	Buffalo, N.Y.	1,135
2001	Truman	Seth Huston	656	Drury	610 1/2	Canton, Ohio	1,991
2002	Truman	Seth Huston	733	Drury	548	Orlando	1,450
2003	Truman	Seth Huston	682	Drury	410	North Dakota	—

TEAM CHAMPIONSHIPS

Oakland 5, Cal St. Northridge 4, Drury 4, Clarion 3, Truman 3, Air Force 2, South Fla. 1.

INDIVIDUAL CHAMPIONSHIPS

(Note: Totals include co-championships. Relay victories count one for each event.)

Drury 53, Cal St. Northridge 51, Oakland 50, Clarion 37, Northern Mich. 34, Truman 30, North Dakota 27, Air Force 25, Cal St. Bakersfield 17, UC Davis 16, Fla. Atlantic 12, Army 10, South Fla. 10, Tampa 9, UC San Diego 8, Furman 7, Bloomsburg 5, Boston College 5, Cal Poly 5, Puget Sound 5, St. Cloud St. 5, West Chester 5, Salem Int'l 4, Ashland 3, Northern Colo. 3, Kutztown 2, Neb.-Omaha 2, Vanderbilt 2, UC San Diego, Cal St. Chico, Cal St. Hayward, Sacramento St., Gardner-Webb, Maine, Navy, Nevada, New Hampshire, Rice, Youngstown St., 1 each.

Championships Records

50-YARD FREESTYLE

22.98—Jamie McDaniel, Ashland, 3-11-98.

100-YARD FREESTYLE

49.92—Loni Burton, Cal St. Bakersfield, 3-15-2003.

200-YARD FREESTYLE

1:48.92—Loni Burton, Cal St. Bakersfield, 3-13-2003.

500-YARD FREESTYLE

4:47.25—Laurence Bensimon, Fla. Atlantic, 3-11-87.

1,000-YARD FREESTYLE

9:55.47—Diana Betsworth, Truman, 3-16-2002.

1,650-YARD FREESTYLE

16:28.14—Laurence Bensimon, Fla. Atlantic, 3-14-87.

100-YARD BACKSTROKE

55.49—Amy Comerford, Oakland, 3-13-92.

200-YARD BACKSTROKE

1:58.38—Ali Petersen, Neb.-Omaha 3-16-2002.

100-YARD BREASTSTROKE

1:02.37—Rosanna Delurgio, UC San Diego, 3-14-2003.

200-YARD BREASTSTROKE

2:15.84—Rosanna Delurgio, UC San Diego, 3-15-2003.

100-YARD BUTTERFLY

54.40—Loni Burton, Cal St. Bakersfield, 3-13-2003.

200-YARD BUTTERFLY

2:01.77—Nida Zuhail, Drury, 3-14-97.

200-YARD INDIVIDUAL MEDLEY

2:02.98—Liz Hug, Truman, 3-16-2002.

400-YARD INDIVIDUAL MEDLEY

4:20.68—Noemi Lung, Fla. Atlantic, 3-15-91.

200-YARD FREESTYLE RELAY

1:33.49—Oakland (Laura Fischer, Amy Comerford, Angie Johnson, Ellen Lessig), 3-11-93.

400-YARD FREESTYLE RELAY

3:22.82—Truman (Liz Hug, Sara Hatcher, Diana Betsworth, Sarah Dance), 3-15-2003.

800-YARD FREESTYLE RELAY

7:23.60—Truman (Liz Hug, Bridget Riley, Sarah Dance, Diana Betsworth), 3-16-2002.

200-YARD MEDLEY RELAY

1:43.73—Truman (Krista Pray, Michaela Osborn, Christina Blose, Sara Hatcher), 3-12-2003.

400-YARD MEDLEY RELAY

3:47.73—Truman (Kelli Dudley, Michaela Osborn, Liz Hug, Sara Hatcher), 3-13-2003.

DISCONTINUED EVENTS

(Note: All records made over the short course.)

50-YARD BACKSTROKE

27.19—Jeanne O'Connor, Clarion, 3-18-83.

50-YARD BREASTSTROKE

30.76—Karen Enneking, Oakland, 3-11-82 (preliminaries).

50-YARD BUTTERFLY

26.24—Janet Kemper, Youngstown St., 3-16-83 (preliminaries).

100-YARD INDIVIDUAL MEDLEY

1:00.16—Elizabeth Haney, Air Force, 3-19-83.

MISCELLANEOUS

EVENT CHAMPIONS, YEAR

12—Oakland, 1994.
11—Drury, 1997.
10—Cal St. Northridge, 1989, Drury, 1999.

INDIVIDUAL TITLES, YEAR

4—Michele Hampton, Cal St. Northridge, 1982 (200 free, 500 free, 1,650 free, 200 back), also swam on two winning relay teams; Angel Myers, Furman, 1986 (50 free, 100 free, 100 fly, 200 IM), also swam on one winning relay team; Laurence Bensimon, Fla. Atlantic, 1987 (200 free, 500 free, 1,650 free, 200 fly); Ann Wycoff, Army, 1988-89 (1,650 free, 200 fly, 200 IM, 400 IM); Kirsten Silvester, Northern Mich., 1990-91 (200 free, 500 free, 1,650 free, 200 fly), also swam on two winning relay teams; Xia Fujie, Northern Mich., 1995 (100 free, 100 breast, 200 breast, 200 IM); Jennifer Klemme, Drury, 2000 (100 breast, 200 breast, 200 IM, 400 IM); Jess Martin, Truman, 2001 (200 free, 500 free, 1,000 free, 1,650 free); Loni Burton, Cal St. Bakersfield, 2003 (50 free, 100 free, 200 free, 100 fly).

INDIVIDUAL TITLES, CAREER

9—Ann Wycoff, Army (1,650 free 1988-89, 200 fly 1988-89, 200 IM 1988-89, 400 IM 1987-88-89).
8—Tina Schnare, Cal St. Northridge (100 breast 1986-87-88-89, 200 breast 1986-87-88-89), also swam on eight winning relay teams; Kirsten Silvester, Northern Mich., (200 free 1990-91, 500 free 1990-91, 1,650 free 1990-91, 200 fly 1990-91), also swam on two winning relay teams; Noemi Lung, Fla. Atlantic (200 breast 1992, 200 back 1993, 200 IM 1991-92-93, 400 IM 1991-92-93); Megan Krueger, Drury (50 free 1999-2000-01-02, 100 free 2000-01-02, 100 fly 2000) also swam on six winning relay teams.
7—Nida Zuhail, Drury (100 fly 1996-97, 200 fly 1995-96-97, 200 IM 1996-97), also swam on two winning relay teams.

REPEAT CHAMPIONS

4—Tina Schnare, Cal St. Northridge (100 breast 1986-87-88-89, 200 breast 1986-87-88-89); Megan Krueger, Drury (50 free 1999-2000-01-02).
3—Anna Pettis, UC Davis (50 free 1982-83-85); Sarah Rudolph, Puget Sound (200 free 1983-84-85); Stacy Mettam, Cal St. Northridge (100 back 1986-87-89); Ann Wycoff, Army (400 IM 1987-88-89); Noemi Lung, Fla. Atlantic (200 IM 1991-92-93, 400 IM 1991-92-93); Amy Comerford, Oakland (100 back 1992-93-94); Kristen Nagelkirk, Oakland (200 free 1993-94-95); Nida Zuhail, Drury (200 fly 1995-96-97); Megan Krueger, Drury (100 free 2000-01-02).

Individual Champions

50-YARD FREESTYLE

- 1982 Anna Pettis, UC Davis, 23.88
 1983 Anna Pettis, UC Davis, 23.07
 1984 Kimber Edwards, North Dakota, 23.78
 1985 Anna Pettis, UC Davis, 23.53
 1986 Angel Myers, Furman, 23.22
 1987 Jude Kylander, Cal St. Northridge, 23.87
 1988 Laura Alteberry, Tampa, 23.78
 1989 Jude Kylander, Cal St. Northridge, 23.44
 1990 Janine Etchepare, North Dakota, 23.65
 1991 Lisa Guilfoyle, Oakland, 23.42
 1992 Tea Cerkenik, Northern Mich., 23.65
 1993 Ellen Lessig, Oakland, 23.59
 1994 Ellen Lessig, Oakland, 23.71
 1995 Beth Zeman, Air Force, 23.69
 1996 Beth Zeman, Air Force, 23.38
 1997 Jamie Minnich-McDaniel, Ashland, 23.52
 1998 Jamie McDaniel, Ashland, 22.98
 1999 Megan Krueger, Drury, 23.59
 2000 Megan Krueger, Drury, 23.28
 2001 Megan Krueger, Drury, 23.31
 2002 Megan Krueger, Drury, 23.13
 2003 Loni Burton, Cal St. Bakersfield, 23.13

100-YARD FREESTYLE

- 1982 Anna Pettis, UC Davis, 53.46
 1983 Anna Pettis, UC Davis, 51.28
 1984 Alicia McHugh, South Fla., 51.21
 1985 Alicia McHugh, South Fla., 51.65
 1986 Angel Myers, Furman, 50.62
 1987 Jude Kylander, Cal St. Northridge, 51.87
 1988 Laura Alteberry, Tampa, 50.33
 1989 Toady Kimble, Cal St. Northridge, 51.40
 1990 Toady Kimble, Cal St. Northridge, 51.10
 1991 Lisa Guilfoyle, Oakland, 50.93
 1992 Tea Cerkenik, Northern Mich., 51.09
 1993 Tea Cerkenik, Northern Mich., 51.33
 1994 Kristen Nagelkirk, Oakland, 51.24
 1995 Xia Fujie, Northern Mich., 51.19
 1996 Beth Zeman, Air Force, 51.33
 1997 Viktoria Gadd, Drury, 51.29
 1998 Jamie McDaniel, Ashland, 50.26
 1999 Bryna Busch, Truman, 51.57
 2000 Megan Krueger, Drury, 51.22
 2001 Megan Krueger, Drury, 51.21
 2002 Megan Krueger, Drury, 50.48
 2003 Loni Burton, Cal St. Bakersfield, 49.92

200-YARD FREESTYLE

- 1982 Michele Hampton, Cal St. Northridge, 1:53.98
 1983 Sarah Rudolph, Puget Sound, 1:53.31
 1984 Sarah Rudolph, Puget Sound, 1:50.92
 1985 Sarah Rudolph, Puget Sound, 1:52.20
 1986 Joan Wojtowicz, Bloomsburg, 1:51.96
 1987 Laurence Bensimon, Fla. Atlantic, 1:49.37
 1988 Laura Alteberry, Tampa, 1:49.57
 1989 Lyn Schermer, Oakland, 1:51.75
 1990 Kirsten Silvester, Northern Mich., 1:50.95
 1991 Kirsten Silvester, Northern Mich., 1:49.14
 1992 Tea Cerkenik, Northern Mich., 1:51.18
 1993 Kristen Nagelkirk, Oakland, 1:51.70
 1994 Kristen Nagelkirk, Oakland, 1:51.03
 1995 Kristen Nagelkirk, Oakland, 1:52.07
 1996 Viktoria Gadd, Drury, 1:52.47
 1997 Viktoria Gadd, Drury, 1:51.51
 1998 Meitri Pangestika, Salem Int'l, 1:51.17
 1999 Kathleen Hayes, Drury, 1:51.43
 2000 Meitri Pangestika, Salem Int'l, 1:51:28
 2001 Jess Martin, Truman, 1:50.32
 2002 Diana Betsworth, Truman, 1:49.06
 2003 Loni Burton, Cal St. Bakersfield, 1:48.92

500-YARD FREESTYLE

- 1982 Michele Hampton, Cal St. Northridge, 4:58.34
 1983 Michele Hampton, Cal St. Northridge, 4:56.83
 1984 Sarah Rudolph, Puget Sound, 4:53.70
 1985 Suzanne Crenshaw, South Fla., 4:54.92
 1986 Joan Wojtowicz, Bloomsburg, 4:53.81
 1987 Laurence Bensimon, Fla. Atlantic, 4:47.25
 1988 Jeanna Giessinger, Cal St. Northridge, 4:55.08
 1989 Jeanna Giessinger, Cal St. Northridge, 4:55.80
 1990 Kirsten Silvester, Northern Mich., 4:54.27
 1991 Kirsten Silvester, Northern Mich., 4:50.06

- 1992 Jennifer Kleemann, Northern Mich., 4:58.79
 1993 Teresa Stratman, Northern Colo., 4:57.31
 1994 Kristen Nagelkirk, Oakland, 4:58.62
 1995 Jenna Tukey, Air Force, 4:54.85
 1996 Jenna Tukey, Air Force, 4:52.92
 1997 Viktoria Gadd, Drury, 4:54.80
 1998 Meitri Pangestika, Salem Int'l, 4:56.81
 1999 Kathleen Hayes, Drury, 4:58.23
 2000 Bridget Riley, Truman, 4:59.57
 2001 Jess Martin, Truman, 4:52.72
 2002 Liz Hug, Truman, 4:53.89
 2003 Diana Betsworth, Truman, 4:53.98

1,000-YARD FREESTYLE

- 2001 Jess Martin, Truman, 9:55.86
 2002 Diana Betsworth, Truman, 9:55.47
 2003 Liz Hug, Truman, 10:07.83

1,650-YARD FREESTYLE

- 1982 Michele Hampton, Cal St. Northridge, 17:07.13
 1983 Jamie McClellan, UC Davis, 17:00.20
 1984 Sarah Rudolph, Puget Sound, 17:00.74
 1985 Suzanne Crenshaw, South Fla., 16:50.74
 1986 Joan Wojtowicz, Bloomsburg, 16:51.26
 1987 Laurence Bensimon, Fla. Atlantic, 16:28.14
 1988 Ann Wycoff, Army, 16:58.74
 1989 Ann Wycoff, Army, 17:01.17
 1990 Kirsten Silvester, Northern Mich., 16:51.96
 1991 Kirsten Silvester, Northern Mich., 16:40.19
 1992 Teresa Stratman, Northern Colo., 17:03.15
 1993 Teresa Stratman, Northern Colo., 17:01.07
 1994 Debby Nickels, Oakland, 17:04.53
 1995 Jenna Tukey, Air Force, 16:42.40
 1996 Jenna Tukey, Air Force, 16:40.86
 1997 Christina Tompkins, Drury, 16:51.09
 1998 Christina Tompkins, Drury, 17:06.02
 1999 Viktoria Gadd, Drury, 17:08.89
 2000 Melissa Smith, Gardner-Webb, 17:05.75
 2001 Jess Martin, Truman, 16:45.01
 2002 Diana Betsworth, Truman, 16:43.51
 2003 Lynsey Fugate, Drury, 17:00.54

100-YARD BACKSTROKE

- 1982 Mary Lou Baldwin, Vanderbilt, 1:00.91
 1983 Jeanne O'Connor, Clarion, 58.12
 1984 Jeanne O'Connor, Clarion, 57.97
 1985 Dawn Hewitt, South Fla., 58.40
 1986 Stacy Mettam, Cal St. Northridge, 58.09
 1987 Stacy Mettam, Cal St. Northridge, 58.83
 1988 Chris Breedy, Cal St. Northridge, 57.34
 1989 Stacy Mettam, Cal St. Northridge, 58.67
 1990 Jennifer Kleemann, Northern Mich., 58.59
 1991 Jennifer Kleemann, Northern Mich., 58.34
 1992 Amy Comerford, Oakland, 55.49
 1993 Amy Comerford, Oakland, 56.24
 1994 Amy Comerford, Oakland, 56.42
 1995 Beth Zeman, Air Force, 57.39
 1996 Brandi Kossb, Drury, 56.77
 1997 Claudine Gruver, Kutztown, 58.17
 1998 Karlyn Pipes-Neilsen, Cal St. Bakersfield, 57.05
 1999 Vanessa Young, Drury, 58.09
 2000 Vanessa Young, Drury, 57.63
 2001 Kelli Dudley, Truman, 57.63
 2002 Ali Petersen, Neb.-Omaha, 55.60
 2003 Yuka Kobayashi, UC Davis, 56.43

200-YARD BACKSTROKE

- 1982 Michele Hampton, Cal St. Northridge, 2:07.44
 1983 Robbin Thein, Nevada, 2:06.04
 1984 Whitney Leaman, Maine, 2:06.83
 1985 Dawn Hewitt, South Fla., 2:05.85
 1986 Stacy Mettam, Cal St. Northridge, 2:07.54
 1987 Stacy Mettam, Cal St. Northridge, 2:08.59
 1988 Chris Breedy, Cal St. Northridge, 2:04.38
 1989 Amy Holland, Cal Poly, 2:06.46
 1990 Jennifer Grzbeek, Army, 2:06.67
 1991 Stephanie Keller, Cal Poly, 2:07.53
 1992 Jennifer Kleemann, Northern Mich., 2:01.14
 1993 Noemi Lung, Fla. Atlantic, 2:02.72
 1994 Amy Comerford, Oakland, 2:03.01
 1995 Brandi Kossb, Drury, 2:01.22
 1996 Brandi Kossb, Drury, 2:02.37
 1997 Diane Burkett, West Chester, 2:04.60
 1998 Claudine Gruver, Kutztown, 2:04.60
 1999 Karlyn Pipes-Neilsen, Cal St. Bakersfield, 2:00.54
 2000 Vanessa Young, Drury, 2:04.53
 2001 Kelli Dudley, Truman, 2:04.68
 2002 Jennifer Watanabe, UC San Diego, 2:00.61

- 2002 Ali Petersen, Neb.-Omaha, 1:58.38
 2003 Kelli Dudley, Truman, 2:00.53

100-YARD BREASTSTROKE

- 1982 Karen Enneking, Oakland, 1:07.09
 1983 Mary Patten, Cal St. Hayward, 1:06.79
 1984 Tara McKenna, Boston College, 1:05.85
 1985 Tara McKenna, Boston College, 1:05.40
 1986 Tina Schnare, Cal St. Northridge, 1:04.76
 1987 Tina Schnare, Cal St. Northridge, 1:05.73
 1988 Tina Schnare, Cal St. Northridge, 1:05.30
 1989 Tina Schnare, Cal St. Northridge, 1:04.83
 1990 Marion Warner, North Dakota, 1:05.56
 1991 Shao Hong, Northern Mich., 1:04.24
 1992 Becky Juschyshyn, Clarion, 1:05.61
 1993 Shao Hong, Northern Mich., 1:05.15
 1994 Tanja Hauber, Air Force, 1:04.59
 1995 Xia Fujie, Northern Mich., 1:03.71
 1996 Xia Fujie, Northern Mich., 1:04.48
 1997 Christina Tillotson, Clarion, 1:05.20
 1998 Nikki Diloreto, Clarion, 1:05.66
 1999 Beth Morris, North Dakota, 1:04.17
 2000 Jennifer Klemme, Drury, 1:03.94
 2001 Sandra Lopez, UC San Diego, 1:03.21
 2002 Beth Morris, North Dakota, 1:03.76
 2003 Rosanna Delurgio, UC San Diego, 1:02.37

200-YARD BREASTSTROKE

- 1982 Karen Enneking, Oakland, 2:26.89
 1983 Karen Enneking, Oakland, 2:25.26
 1984 Tara McKenna, Boston College, 2:21.99
 1985 Tara McKenna, Boston College, 2:21.84
 1986 Tina Schnare, Cal St. Northridge, 2:19.81
 1987 Tina Schnare, Cal St. Northridge, 2:23.35
 1988 Tina Schnare, Cal St. Northridge, 2:19.78
 1989 Tina Schnare, Cal St. Northridge, 2:20.18
 1990 Carolyn Bentley, Cal Poly, 2:20.64
 1991 Carolyn Bentley, Cal Poly, 2:21.44
 1992 Noemi Lung, Fla. Atlantic, 2:21.24
 1993 Tisha Yantzer, North Dakota, 2:20.44
 1994 Maiya Anderson, Air Force, 2:21.43
 1995 Xia Fujie, Northern Mich., 2:18.94
 1996 Krista Steenbergen, Air Force, 2:20.39
 1997 Cortney Martellucci, Drury, 2:20.85
 1998 Erin Snook, Bloomsburg, 2:20.93
 1999 Nikki Diloreto, Clarion, 2:19.50
 2000 Jennifer Klemme, Drury, 2:17.82
 2001 Sandra Lopez, UC San Diego, 2:16.74
 2002 Janice Berry, North Dakota, 2:16.51
 2003 Rosanna Delurgio, UC San Diego, 2:15.84

100-YARD BUTTERFLY

- 1982 Emily Cole, New Hampshire, 59.37
 1983 Barbara Smith, Air Force, 58.12
 1984 Paula Boehme, Furman, 58.04
 1985 Mary Beth Dunlevy, North Dakota, 57.12
 1986 Angel Myers, Furman, 55.82
 1987 Kristen Wheeler, UC Davis, 57.48
 1988 Kristen Wheeler, UC Davis, 56.42
 1989 Karen Pitre, Tampa, 56.33
 1990 Marion Warner, North Dakota, 57.19
 1991 May Tan, Northern Mich., 57.26
 1992 Shelly Ebbighausen, North Dakota, 57.16
 1993 Shelly Ebbighausen, North Dakota, 57.06
 1994 Andrea Rudser, North Dakota, 56.38
 1995 Lauri Ratica, Clarion, 57.00
 1996 Nida Zuhail, Drury, 56.54
 1997 Tania Younkin, North Dakota, and Nida Zuhail, Drury, 56.53
 1998 Charlene Shearard, Cal St. Bakersfield, 56.62
 1999 Erin Vostad, Northern Mich., 57.62
 2000 Megan Krueger, Drury, 57.55
 2001 Corey Dennis, West Chester, 56.31
 2002 Corey Dennis, West Chester, 55.42
 2003 Loni Burton, Cal St. Bakersfield, 54.40

200-YARD BUTTERFLY

- 1982 Donna Howe, Tampa, 2:09.74
 1983 Barbara Smith, Air Force, 2:06.62
 1984 Paula Boehme, Furman, 2:06.15
 1985 Crista Lawrence, Cal St. Northridge, 2:06.03
 1986 Cindy Jones, Tampa, 2:04.88
 1987 Laurence Bensimon, Fla. Atlantic, 2:02.92
 1988 Ann Wycoff, Army, 2:04.04
 1989 Ann Wycoff, Army, 2:03.26
 1990 Kirsten Silvester, Northern Mich., 2:04.37
 1991 Kirsten Silvester, Northern Mich., 2:03.32

- 1992 May Tan, Northern Mich., 2:06.57
 1993 Koren Pollock, UC San Diego, 2:06.14
 1994 Andrea Rudser, North Dakota, 2:03.15
 1995 Nida Zuhail, Drury, 2:05.41
 1996 Nida Zuhail, Drury, 2:02.27
 1997 Nida Zuhail, Drury, 2:01.77
 1998 Gloria Ramos, Drury, 2:05.55
 1999 Kathleen Hayes, Drury, 2:05.97
 2000 Meitri Pangestika, Salem Int'l, 2:06.63
 2001 Corey Dennis, West Chester, 2:03.98
 2002 Corey Dennis, West Chester, 2:02.13
 2003 Yuka Kobayashi, UC Davis, 2:01.88

200-YARD INDIVIDUAL MEDLEY

- 1982 Kerry Freeman, Sacramento St., 2:11.94
 1983 Theresa Day, South Fla., 2:09.05
 1984 Joyce Skoog, Clarion, 2:08.96
 1985 Gwen Cressman, Bloomsburg, 2:08.56
 1986 Angel Myers, Furman, 2:05.42
 1987 Kristen Wheeler, UC Davis, 2:08.73
 1988 Ann Wycoff, Army, 2:06.96
 1989 Ann Wycoff, Army, 2:05.98
 1990 Lyn Schermer, Oakland, 2:06.12
 1991 Noemi Lung, Fla. Atlantic, 2:04.07
 1992 Noemi Lung, Fla. Atlantic, 2:03.62
 1993 Noemi Lung, Fla. Atlantic, 2:03.25
 1994 Amy Comerford, Oakland, 2:05.99
 1995 Xia Fujie, Northern Mich., 2:05.65
 1996 Nida Zuhail, Drury, 2:05.82
 1997 Nida Zuhail, Drury, 2:05.14
 1998 Christina Tillotson, Clarion, 2:05.20
 1999 Christina Tillotson, Clarion, 2:06.63
 2000 Jennifer Klemme, Drury, 2:05.63
 2001 Jennifer Watanabe, UC San Diego, 2:04.41
 2002 Liz Hug, Truman, 2:02.98
 2003 Liz Hug, Truman, 2:03.61

400-YARD INDIVIDUAL MEDLEY

- 1982 Nancy Stauffer, Cal Poly, 4:35.03
 1983 Pia Henriksson, Tampa, 4:32.10
 1984 Karen Burton, Air Force, 4:31.00
 1985 Michele Hampton, Cal St. Northridge, 4:31.63
 1986 Tammy Burch, Rice, 4:29.52
 1987 Ann Wycoff, Army, 4:30.64
 1988 Ann Wycoff, Army, 4:25.45
 1989 Ann Wycoff, Army, 4:24.76
 1990 Mara Morgan, Cal St. Northridge, 4:29.39
 1991 Noemi Lung, Fla. Atlantic, 4:20.68
 1992 Noemi Lung, Fla. Atlantic, 4:23.26
 1993 Noemi Lung, Fla. Atlantic, 4:23.26
 1994 Erika Schenavar, Air Force, 4:29.45
 1995 Maiya Anderson, Air Force, 4:28.81
 1996 Christina Tompkins, Drury, 4:27.91
 1997 Christina Tompkins, Drury, 4:25.69
 1998 Karlyn Pipes-Neilsen, Cal St. Bakersfield, 4:24.18
 1999 Rebecca Fischer, North Dakota, 4:27.18
 2000 Jennifer Klemme, Drury, 4:26.17
 2001 Jennifer Watanabe, UC San Diego, 4:22.68
 2002 Janice Berry, North Dakota, 4:22.72
 2003 Kelli Dudley, Truman, 4:23.40

ONE-METER DIVING

- 1982 Dana Mar Burgess, Cal St. Northridge, 432.50
 1983 Jodi Stout, Northern Mich., 374.75
 1984 Mary Vincent, Oakland, 395.35
 1985 Lisa Goodman, Northern Mich., 399.85
 1986 Doria Mamalo, Clarion, 434.85
 1987 Doria Mamalo, Clarion, 443.20
 1988 Kim Dornburg, Air Force, 440.65
 1989 Nikki Kelsey, Oakland, 409.95
 1990 Laura Tilly, Cal St. Chico, 377.70
 1991 Kim Dornburg, Air Force, 368.60
 1992 Lawren Everingham, Cal St. Bakersfield, 357.45
 1993 Kim Stanfield, Cal St. Bakersfield, 410.30
 1994 Kim Stanfield, Cal St. Bakersfield, 423.65
 1995 Amy Paganie, Clarion, 378.20
 1996 Tara Montgomery, UC Davis, 385.60
 1997 Sarah Loquai, St. Cloud St., 354.25
 1998 Mary Ahlin, St. Cloud St., 425.10
 1999 Mary Ahlin, St. Cloud St., 406.00
 2000 Stephanie Sutton, Clarion, 412.35
 2001 Stephanie Sutton, Clarion, 385.80
 2002 Amanda Earnest, Clarion, 376.37
 2003 Laura Lafranchise, Cal St. Bakersfield, 384.60

THREE-METER DIVING

- 1982 Karla Helder, Cal St. Northridge, 467.10
 1983 Cathy Tereshko, Clarion, 402.85
 1984 Susan Dales, Boston College, 430.70
 1985 Doria Mamalo, Clarion, 462.70
 1986 Doria Mamalo, Clarion, 452.25
 1987 Xiao-Xia Chen, Cal St. Northridge, 494.20
 1988 Kim Dornburg, Air Force, 472.55
 1989 Dawn Dishner, Air Force, 431.35
 1990 Nikki Kelsey, Oakland, 462.10
 1991 Stacia Johnson, Navy, 475.75
 1992 Ingrid Bartnik, Oakland, 407.00
 1993 Kim Strawbridge, Clarion, 452.55
 1994 Kim Stanfield, Cal St. Bakersfield, 516.40
 1995 Amy Paganie, Clarion, 406.00
 1996 Tina Hoagland, Cal St. Bakersfield, 431.75
 1997 Tina Hoagland, Cal St. Bakersfield, 455.50
 1998 Mary Ahlin, St. Cloud St., 512.85
 1999 Mary Ahlin, St. Cloud St., 470.80
 2000 Stephanie Sutton, Clarion, 477.45
 2001 Stephanie Sutton, Clarion, 474.95
 2002 Amanda Earnest, Clarion, 414.35
 2003 Erin Borgshatz, North Dakota, 425.25

200-YARD FREESTYLE RELAY

- 1982 UC Davis (Anna Pettis, Tina Inzana, Sue Gillison, Betsy Spears), 1:38.84
 1983 UC Davis (Anna Pettis, Karen Dimick, Tina Inzana, Kery Neill), 1:37.87
 1984 Clarion (A'Lisa Woicicki, Betsy McClure, Tina Bair, Jeanne O'Connor), 1:37.58
 1985 North Dakota (Kimber Edwards, Janine Owens, Margaret Schmidt, Mary Beth Dunlevy), 1:35.58
 1986 Furman (Angel Myers, Christine Hartzell, Frances Bott, Paige Winters), 1:36.08
 1987 Northern Mich. (Denise McDowell, Monica Hayes, Susan Shala, Julianna Wilemon), 1:36.89
 1988 Clarion (Kristi Rosenbaum, Trisha Barber, Christine Hille, Cindi Wonka), 1:36.31
 1989 Cal St. Northridge (Jude Kylander, Stacy Mettam, Michelle Sulak, Carol Eisele), 1:34.83
 1990 Oakland (Lisa Guilfoyle, Kerry Leavoy, Dana Kennedy, Lyn Schermer), 1:35.31
 1991 Oakland (Lisa Guilfoyle, Kerry Leavoy, Dana Kennedy, Lyn Schermer), 1:34.27
 1992 Oakland (Kerry Leavoy, Amy Comerford, Jodi Parker, Laura Fischer), 1:34.40
 1993 Oakland (Laura Fischer, Amy Comerford, Angie Johnson, Ellen Lessig), 1:33.49
 1994 Oakland (Amy Comerford, Angie Johnson, Jodi Parker, Ellen Lessig), 1:35.41
 1995 Oakland (Jodi Parker, Laura Juncker, Ellen Surowiec, Ellen Lessig), 1:35.50
 1996 Oakland (Lisa VanTatenhove, Jill Mellis, Laura Juncker, Ellen Lessig), 1:35.17
 1997 Clarion (Stephanie Wigfield, Lauri Ratica, Jana Salisberry, Kelly Gould), 1:35.83
 1998 Cal St. Bakersfield (Amy Hurst, Rebekah Solomon, Cory Snow, Charlene Shearard), 1:36.23
 1999 Drury (Megan Krueger, Christen Rhodes, Vanessa Young, Viktoria Gadd), 1:35.88
 2000 Truman (Liz Hug, Sara Hatcher, Jen Malone, Bryna Busch), 1:35.03
 2001 Truman (Sara Hatcher, Jess Martin, Katie May, Bryna Busch), 1:34.17
 2002 Drury (Brett Hantla, Shiara Holler, Sarah Henderson, Megan Krueger), 1:33.81
 2003 Drury (Sarah Henderson, Lindsay Zirkle, Shiara Holler, Cindy Ong), 1:33.50
400-YARD FREESTYLE RELAY
 1982 Cal St. Northridge (Becky Thorsness, Michele Mammone, Lisa Hill, Michele Hampton), 3:38.12
 1983 Clarion (A'Lisa Woicicki, Nan Jackson, Susan Gallagher, Jeanne O'Connor), 3:34.34
 1984 South Fla. (Nancy Bercaw, Merit Greaves, Margaret Mortell, Alicia McHugh), 3:31.25
 1985 Clarion (Holly Edwards, Betsy McClure, A'Lisa Woicicki, Tina Bair), 3:29.61
 1986 Clarion (Betsy McClure, Sandra Crousse, A'Lisa Woicicki, Tina Bair), 3:28.40
 1987 Tampa (Laura Atteberry, Karen Pitre, Maureen Fahey, Cindy Jones), 3:29.17
 1988 Tampa (Laura Atteberry, Karen Pitre, Maureen Fahey, Kathy Ruiz), 3:27.47
 1989 Cal St. Northridge (Jude Kylander, Stacy Mettam, Michelle Sulak, Toady Kimble), 3:28.19

- 1990 Oakland (Lisa Guilfoyle, Kerry Leavoy, Dana Kennedy, Lyn Schermer), 3:27.86
 1991 Oakland (Lisa Guilfoyle, Kerry Leavoy, Dana Kennedy, Lyn Schermer), 3:26.59
 1992 Oakland (Laura Fischer, Jodi Parker, Kerry Leavoy, Lyn Schermer), 3:26.68
 1993 Oakland (Laura Fischer, Ellen Lessig, Jodi Parker, Kristen Nagelkirk), 3:25.03
 1994 Oakland (Ellen Lessig, Jodi Parker, Angie Johnson, Kristen Nagelkirk), 3:26.92
 1995 Oakland (Ellen Lessig, Laura Juncker, Jodi Parker, Kristen Nagelkirk), 3:27.57
 1996 Oakland (Lisa VanTatenhove, Kristen Nagelkirk, Laura Juncker, Ellen Lessig), 3:27.85
 1997 Drury (Annica Winblad, Kathleen Hayes, Jennifer Sill, Viktoria Gadd), 3:29.22
 1998 Cal St. Bakersfield (Karlyn Pipes-Neilsen, Amy Hurst, Cory Snow, Charlene Shearard), 3:28.65
 1999 Drury (Christen Rhodes, Name Zuhail, Viktoria Gadd, Megan Krueger), 3:29.48
 2000 Drury (Sarah Henderson, Christen Rhodes, Kathleen Hayes, Megan Krueger), 3:28.91
 2001 Drury (Alyson Edoff, Sarah Henderson, Brett Hantla, Megan Krueger), 3:26.11
 2002 Truman (Liz Hug, Sara Hatcher, Sarah Dance, Diana Betsworth), 3:24.20
 2003 Truman (Liz Hug, Sara Hatcher, Diana Betsworth, Sarah Dance), 3:22.82

800-YARD FREESTYLE RELAY

- 1982 Cal St. Northridge (Kathy Danforth, Lisa Hill, Michele Mannone, Michele Hampton), 7:48.10
 1983 Cal St. Northridge (Michele Hampton, Lisa Hill, Kathy Danforth, Tracy McCluskey), 7:41.27
 1984 Cal St. Northridge (Tracy McCluskey, Michele Hampton, Kathy Danforth, Lisa Hill), 7:35.90
 1985 Cal St. Northridge (Tracy McCluskey, Kathy Danforth, Crista Lawrence, Michele Hampton), 7:35.24
 1986 Clarion (Sue Gallagher, Sandra Crousse, A'Lisa Woicicki, Tina Bair), 7:36.16
 1987 Clarion (Shari Harshman, Sandra Crousse, Tina Bair, Christine Jensen), 7:36.37
 1988 Cal St. Northridge (Jeanna Giessinger, Jude Kylander, Lisa Dial, Michelle Sulak), 7:31.60
 1989 Cal St. Northridge (Jeanna Giessinger, Jude Kylander, Lisa Dial, Michelle Sulak), 7:32.45
 1990 Cal St. Northridge (Michelle Sulak, Toady Kimble, Lisa Dial, Mara Morgan), 7:33.56
 1991 Northern Mich. (Jennifer Kleemann, May Tan, Anneli Hagglund, Kirsten Silvester), 7:30.83
 1992 Northern Mich. (Jennifer Kleemann, Kara Kochert, May Tan, Tea Cerkvenik), 7:34.71
 1993 Oakland (Jodi Parker, Ellen Lessig, Shannon Taylor, Kristen Nagelkirk), 7:32.97
 1994 Oakland (Ellen Lessig, Jennifer Stair, Jodi Parker, Kristen Nagelkirk), 7:34.05
 1995 Oakland (Laura Juncker, Jodi Parker, Jennifer Stair, Kristen Nagelkirk), 7:37.25
 1996 Drury (Melissa Redway, Christina Tompkins, Nida Zuhail, Viktoria Gadd), 7:35.24
 1997 Drury (Jennifer Sill, Christina Tompkins, Nida Zuhail, Viktoria Gadd), 7:33.22
 1998 Drury (Jennifer Sill, Christina Tompkins, Tricia Gill, Viktoria Gadd), 7:39.55
 1999 Drury (Viktoria Gadd, Christen Rhodes, Jennifer Clark, Kathleen Hayes), 7:34.54
 2000 Truman (Jess Martin, Andrea Newton, Bridget Riley, Bryna Busch), 7:35.72
 2001 Truman (Liz Hug, Andrea Newton, Katie May, Jess Martin,), 7:31.03
 2002 Truman (Liz Hug, Bridget Riley, Sarah Dance, Diana Betsworth), 7:23.60
 2003 Truman (Liz Hug, Katie May, Sarah Dance, Diana Betsworth), 7:26.88
200-YARD MEDLEY RELAY
 1982 Oakland (Kathy Van Valkenberg, Karen Enneking, Marsha Dahlgren, Jackie Parks), 1:51.01
 1983 UC Davis (Susan Gillison, Amanda Crispel, Laura O'Heir, Anna Pettis), 1:49.65
 1984 Clarion (Jeanne O'Connor, Megan Cunningham, Joyce Skoog, Tina Bair), 1:48.91
 1985 South Fla. (Dawn Hewitt, Merit Greaves, Margaret Mortell, Nancy Bercaw), 1:47.86
 1986 Cal St. Northridge (Stacy Mettam, Tina Schnare, Sandy Barnes, Jude Kylander), 1:47.25
 1987 Cal St. Northridge (Stacy Mettam, Tina Schnare, Sandy Barnes, Jude Kylander), 1:47.68

45; 18. South Dakota, 38; 19. West Va. Wesleyan, 19; 20. (tie) Mansfield and Metro St., 13; 22. Bloomsburg, 12; 23. Stony Brook, 9; 24. Gannon, 8; 25. Colorado Mines, 7.

1998: 1. Drury, 578¹/₂; 2. Cal St. Bakersfield, 386; 3. Clarion, 360¹/₂; 4. Truman, 338; 5. North Dakota, 319; 6. Northern Mich., 284¹/₂; 7. Indiana (Pa.), 227¹/₂; 8. Northern Colo., 216; 9. Ashland, 187; 10. Kutztown, 168; 11. South Dakota, 109¹/₂; 12. St. Cloud St., 86; 13. Bloomsburg, 80; 14. (tie) Salem Int'l and West Chester, 69; 16. Wheeling Jesuit, 47; 17. Metro St., 34; 18. Tampa, 27; 19. West Va. Wesleyan, 24; 20. UC Davis, 21¹/₂; 21. Indianapolis, 15; 22. Henderson St., 11; 23. Grand Valley St., 3.

1999: 1. Drury, 613; 2. North Dakota, 603¹/₂; 3. Truman, 406; 4. Clarion, 370; 5. Northern Mich., 299; 6. Indiana (Pa.), 278¹/₂; 7. UC Davis, 119; 8. South Dakota, 117; 9. Northern Colo., 106; 10. Bloomsburg, 105; 11. Fairmont St., 98; 12. St. Cloud St., 80; 13. West Chester, 57; 14. Neb.-Omaha, 52; 15. Salem Int'l, 46; 16. Metro St., 45; 17. Lewis, 40; 18. Shippensburg, 38; 19. Central Wash., 30; 20. Cal St. Bakersfield, 27; 21. Ashland, 26; 22. West Va. Wesleyan, 21; 23. Tampa, 19; 24. Kutztown, 16; 25. Grand Valley St., 13; 26. Binghamton, 11; 27. Wheeling Jesuit, 7; 28. Mansfield, 5; 29. LeMoyné-Owen, 3; 30. (tie) Indianapolis and Queens (N.Y.), 2.

2000: 1. Drury, 663; 2. Truman, 556; 3. North Dakota, 478; 4. Clarion, 375; 5. St. Cloud St., 259; 6. West Chester, 238; 7. Indiana (Pa.), 189; 8. Northern Mich., 181¹/₂; 9. Northern Colo., 139; 10. Neb.-Omaha, 128¹/₂; 11. Salem Int'l, 63; 12. UC Davis, 51; 13. Fairmont St., 46; 14. Gardner-Webb, 36; 15. (tie) Lewis, and Cal St. Bakersfield, 30; 17. Wayne St. (Mich.), 29; 18. Metro St., 28; 19. Indianapolis, 16; 20. Grand Valley St., 15; 21. Ashland, 14; 22. Westminster (Pa.), 13; 23. (tie) Central Wash. and West Va. Wesleyan, 9; 25. Shippensburg, 7; 26. Catawba, 6; 27. (tie) Kutztown, Ouachita Baptist, and Delta St., 3.

2001: 1. Truman, 656; 2. Drury, 610¹/₂; 3. UC San Diego, 413¹/₂; 4. North Dakota, 352; 5. West Chester, 351; 6. Clarion, 258; 7. Tampa, 205¹/₂; 8. Cal St. Bakersfield, 198; 9. Northern Mich., 123; 10. Neb.-Omaha, 102; 11. Lewis, 95; 12. Indianapolis, 87; 13. Northern Colo., 84; 14. UC Davis, 83; 15. St. Cloud St., 69; 16. Bloomsburg, 68; 17. Grand Valley St., 48; 18. (tie) Indiana (Pa.) and Ouachita Baptist, 34; 20. Central Wash., 29; 21. Westminster (Pa.); 22. Shippensburg, 18; 23. Metro St., 17; 24. Wheeling Jesuit, 15¹/₂; 25. South Dakota, 14¹/₂; 26. Salem Int'l, 9; 27. Pfeiffer, 4¹/₂.

2002: 1. Truman, 733; 2. Drury, 548; 3. West Chester, 434; 4. UC San Diego, 350; 5. North Dakota, 313; 6. Neb.-Omaha, 309; 7. Clarion, 207;

8. Northern Colo., 165; 9. Tampa, 163; 10. Cal St. Bakersfield, 117; 11. Northern Mich., 104; 12. Indianapolis, 80; 13. Bloomsburg, 78; 14. Lewis, 72; 15. UC Davis, 56; 16. St. Cloud St., 53; 17. (tie) Shippensburg and South Dakota, 37; 19. Grand Valley St., 36; 20. Southern Conn. St., 25; 21. (tie) Delta St. and West Va. Wesleyan, 15; 23. Wayne St. (Mich.), 13; 24. Neb.-Kearney, 11; 25. Minn. St. Mankato, 9; 26. Central Wash., 7; 27. Westminster (Pa.), 6; 28. Hillsdale, 5; 29. (tie) Ashland and Catawba, 4; 30. Henderson St., 2.

2003: 1. Truman, 682; 2. Drury, 410; 3. (tie) UC San Diego and West Chester, 365¹/₂; 5. Cal St. Bakersfield, 305; 6. UC Davis, 247; 7. Neb.-Omaha, 233¹/₂; 8. North Dakota, 219; 9. Tampa, 196; 10. Clarion, 160; 11. Indianapolis, 131; 12. Northern Colo., 103; 13. St. Cloud St., 100; 14. Indiana (Pa.), 79; 15. South Dakota, 65; 16. Lewis, 55; 17. Calif. (Pa.), 48; 18. Northern Mich., 46; 19. Ashland, 44; 20. Grand Valley St., 39; 21. Shippensburg, 33; 22. Salem Int'l, 21; 23. Southern Conn. St., 16; 24. Central Wash., 15; 25. Colorado Mines, 12; 26. Minn. St. Mankato, 11; 27. West Va. Wesleyan, 7; 28. Wayne St. (Mich.), 6; 29. Bloomsburg, 4¹/₂.

Photo by Dan Koeck/NCAA Photos



Rosanna Delurgio of UC San Diego won the 200-yard breaststroke.

Swimming and Diving



DIVISION III

2003 Championships

Highlights

Ladies Lap Field: Kenyon's mastery continued as the Ladies claimed their 19th title in the meet's 22-year history by compiling 560 1/2 points to outdistance runner-up Williams' total of 350, March 13-15 at Emory.

When Kenyon's Beth Galloway wasn't winning individual events, she was helping her team claim relay titles. Galloway won the 50-yard freestyle and the 100-yard backstroke, and contributed to wins in 200- and 400-yard freestyle relays and the 200- and 400-yard medley relays. Agnese Ozolina bolstered the Ladies with a repeat title in the 200-yard individual medley and anchored four of five relay squads.

For the complete story, go to the March 31, 2003, issue of The NCAA News at www.ncaa.org on the World Wide Web.



Photo by Erik S. Lesser/NCAA Photos

Kenyon celebrates its 19th title.

TEAM STANDINGS

1. Kenyon..... 560 ^{1/2}	19. Whitworth..... 52 ^{2/3}	36. Tufts..... 24
2. Williams..... 350	20. Wis.-La Crosse..... 52	37. Hartwick..... 18
3. Emory..... 298	21. Hiram..... 46	38. New York U..... 15
4. Denison..... 288	UC Santa Cruz..... 46	39. Pomona-Pitzer..... 14
5. Wooster..... 203	23. Gust. Adolphus..... 43	40. Brandeis..... 13
6. Carleton..... 177	Connecticut Col..... 43	Colby..... 13
7. Wheaton (Ill.)..... 165 ^{2/3}	25. Rensselaer..... 40	Wittenberg..... 13
8. Amherst..... 133	26. Grove City..... 36	43. MIT..... 12
9. John Hopkins..... 116	27. DePauw..... 35 ^{2/3}	44. Nazareth..... 11
10. Washington (Mo.)..... 114	28. Frank. & Marsh..... 35	Westminster (Pa.)..... 11
11. Ithaca..... 109	29. Middlebury..... 34	46. Carnegie Mellon..... 7
12. Case Reserve..... 97	30. Wis.-Oshkosh..... 32	Mt. Holyoke..... 7
13. TCNJ..... 94	31. Wis.-Stevens Point..... 31	48. St. Olaf..... 6 ^{1/2}
14. Hamilton..... 81	32. Coast Guard..... 30	49. Widener..... 6
15. Springfield..... 68	33. Allegheny..... 29	Geneseo St..... 6
16. Oswego St..... 63	34. Calvin..... 28	51. Redlands..... 5
17. Bates..... 55	35. Ill. Wesleyan..... 26	Grinnell..... 5
18. Puget Sound..... 54		53. Wm. Patterson..... 1

50-yard freestyle: Final—1. Beth Galloway, Kenyon, 23.20; 2. Kayla Heising, Wooster, 23.32; 3. Marie Marsman, Carleton, 23.34; 4. Kate Kovenock, Connecticut Col., 23.78; 5. Erin Stanley, Denison, 24.09; 6. Aubrey Horvath, TCNJ, 24.15; 7. Alyson Lipsky, Middlebury, 24.16; 8. Hillary Lane, Emory, 24.32. **Consolation**—9. Beth Delarosby, Gust. Adolphus, 24.06; 10. Katie Nagelkirk, Calvin, 24.15; 11. Sarah Peck, Denison, 24.16; 12. Jane Alexander, Kenyon, 24.22; 13. Monica Morrison, MIT, 24.28; 14. Chrissy Havach, Denison, 24.29; 15. Kellie Winters, Oswego St., 24.40; 16. Rebecca Stein, Amherst, 24.42.

100-yard freestyle: Final—1. Marie Marsman, Carleton, 49.93 (meet record; old record 50.14, Marisha Stawiski, Kenyon, 1998); 2. Beth Galloway, Kenyon, 50.50; 3. Agnese Ozolina, Kenyon, 51.54; 4. Kayla Heising, Wooster, 51.59; 5. Kate Kovenock, Connecticut Col., 51.82; 6. Sarah Peck, Denison, 51.86; 7. Megan Hughes, Ithaca, 52.17; 8. Meredith Stakem, Case Reserve, 52.27. **Consolation**—9. Allison Geer, Rensselaer, 52.41; 10. Erin Stanley, Denison, 52.55; 11. Katie Nagelkirk, Calvin, 52.57; 12. Kara Holzwarth, UC Santa Cruz, 52.59; 13. Meredith Olson, Williams, 52.63; 14. Aubrey Horvath, TCNJ,

52.73; 15. Meredith French, Denison, 53.01; 16. Hillary Lane, Emory, 53.36.

200-yard freestyle: Final—1. Marie Marsman, Carleton, 1:49.09 (meet record; old record 1:49.95, Carla Ainsworth, Kenyon, 1995); 2. Agnese Ozolina, Kenyon, 1:51.84; 3. Megan Hughes, Ithaca, 1:52.51; 4. Meredith Olson, Williams, 1:52.84; 5. Kate Kovenock, Connecticut Col., 1:53.14; 6. Kara Holzwarth, UC Santa Cruz, 1:53.26; 7. Rachel Smith, Kenyon, 1:53.71; 8. Katie Nagelkirk, Calvin, 1:55.57. **Consolation**—9. Melissa Holt, Kenyon, 1:53.87; 10. Tracey Hendrickson, Washington (Mo.), 1:54.19; 11. Jennifer Scott, Washington (Mo.), 1:54.44; 12. Alicia Kendig, Case Reserve, 1:54.47; 13. Jen Sebastian, TCNJ, 1:54.60; 14. Meredith French, Denison, 1:54.99; 15. Jessie Burley, Emory, 1:55.28; 16. Stephanie Harbeson, Johns Hopkins, 1:56.03.

500-yard freestyle: Final—1. Alicia Kendig, Case Reserve, 5:01.82; 2. Rachel Smith, Kenyon, 4:59.36; 3. Ashley Rowatt, Kenyon, 5:01.33; 4. Jennifer Scott, Washington (Mo.), 5:01.95; 5. Elizabeth Roesch, Wooster, 5:04.02; 6. Sam White, Emory, 5:00.87; 7. Lindsey Hoffner, Emory, 5:02.77; 8. Melissa Holt,

Kenyon, 5:04.45. **Consolation**—9. Stephanie Harbeson, Johns Hopkins, 5:05.17; 10. Katherine Holland, Kenyon, 5:04.67; 11. Tracey Hendrickson, Washington (Mo.), 5:05.42; 12. Elana McDermott, Pomona-Pitzer, 5:05.34; 13. Leigh Campbell, Emory, 5:04.74; 14. Kristin Landry, Kenyon, 5:05.65; 15. Morgan Bayer, Amherst, 5:06.09; 16. Sarah Groff, Middlebury, 5:04.61.

1,650-yard freestyle: Final—1. Lindsey Hoffner, Emory, 17:00.02; 2. Alicia Kendig, Case Reserve, 17:02.50; 3. Leigh Campbell, Emory, 17:09.70; 4. Hillary Strong, Kenyon, 17:13.66; 5. Rachel Smith, Kenyon, 17:14.31; 6. Erika Ciszczon, Emory, 17:18.11; 7. Katherine Holland, Kenyon, 17:21.43; 8. Lisa Gieseker, Case Reserve, 17:23.82; 9. Elana McDermott, Pomona-Pitzer, 17:24.76; 10. Stephanie Leaman, Johns Hopkins, 17:25.18; 11. Rebecca Searcy, Wittenberg, 17:26.93; 12. Heather Kuntz, Emory, 17:27.25; 13. Kristin Landry, Kenyon, 17:32.18; 14. Sam White, Emory, 17:34.64; 15. Leah Holt, Wheaton (Ill.), 17:35.06; 16. Sarah Groff, Middlebury, 17:35.40.

100-yard backstroke: Final—1. Beth Galloway, Kenyon, 55.69 (meet record; old record 55.70,

Galloway, Kenyon, 2002); 2. Breanna Trygg, Puget Sound, 57.49; 3. Meghan Faughnan, Williams, 57.87; 4. Krystle Satrum, Frank. & Marsh., 57.96; 5. Megan Skinner, Springfield, 58.07; 6. Emily Mason, Wheaton (Ill.), 58.49; 7. Julie Landmann, Hartwick, 58.53; 8. Cheryl Roubian, Nazareth, 58.58. *Consolation*—9. Chrissy Havach, Denison, 58.58; 10. Katie Reis, DePauw, 58.68; 11. Gayle Gregory, Hartwick, 58.79; 12. Kari Schneibel, Emory, 59.11; 13. Jennifer Grover, Carleton, 59.43; 14. Elizabeth Herder, Wis.-Stevens Point, 59.65; 15. Jessica Yankura, Williams, 59.76; 16. Kristin Clegg, Wm. Paterson, 59.99.

200-yard backstroke: *Final*—1. Krystle Satrum, Frank. & Marsh., 2:02.00; 2. Meghan Faughnan, Williams, 2:02.26; 3. Megan Skinner, Springfield, 2:03.43; 4. Emily Mason, Wheaton (Ill.), 2:04.29; 5. Breanna Trygg, Puget Sound, 2:04.38; 6. Jennie Miller, Kenyon, 2:07.70; 7. Katie Reis, DePauw, 2:08.79; 8. Katherine Holland, Kenyon, 2:09.92. *Consolation*—9. Jessica Yankura, Williams, 2:06.38; 10. Sarah Gardiner, Emory, 2:07.02; 11. (tie) Sarah Retrum, Kenyon, and Carly Knoell, St. Olaf, 2:07.05; 13. Fallon Toomsen, Wis.-La Crosse, 2:07.86; 14. Jennifer Grover, Carleton, 2:08.01; 15. Amy Allen, DePauw, 2:08.27; 16. Michelle McCreary, Amherst, 2:09.58.

100-yard breaststroke: *Final*—1. Lindsay Payne, Williams, 1:04.30; 2. Beth Groselle, Hiram, 1:05.21; 3. Jill Wyrick, Amherst, 1:05.26; 4. Darby Schlaht, Coast Guard, 1:05.81; 5. Betsy Garratt, Kenyon, 1:06.13; 6. Maya Marx, Brandeis, 1:06.24; 7. Allie Boettger, Washington (Mo.), 1:06.38; 8. Kristen Stepaniak, Johns Hopkins, 1:06.75. *Consolation*—9. Amanda Didier, Puget Sound, 1:05.92; 10. Jennifer Bayuk, Wooster, 1:06.55; 11. Mollie Lewis, UC Santa Cruz, 1:06.64; 12. Stefanie King, Westminster (Pa.), 1:07.02; 13. Brittany Achin, Hamilton, 1:07.05; 14. Deb Janssen, Denison, 1:07.73; 15. Jessica Chang, Johns Hopkins, 1:07.82; 16. Anna Guenther, St. Olaf, 1:07.98.

200-yard breaststroke: *Final*—1. Mollie Lewis, UC Santa Cruz, 2:18.95; 2. Lindsay Payne, Williams, 2:19.54; 3. Ashley Rowatt, Kenyon, 2:20.56; 4. Darby Schlaht, Coast Guard, 2:21.91; 5. Serena Fadel, Whitworth, 2:22.85; 6. Lauren Clark, Denison, 2:23.18; 7. Beth Groselle, Hiram, 2:23.60; 8. Jennifer Bayuk, Wooster, 2:24.20. *Consolation*—9. Michele Rennie, Puget Sound, 2:21.01; 10. Jill Wyrick, Amherst, 2:22.68; 11. Stefanie King, Westminster (Pa.), 2:23.08; 12. Amanda Didier, Puget Sound, 2:23.57; 13. Kristen Stepaniak, Johns Hopkins, 2:23.68; 14. Allie Boettger, Washington (Mo.), 2:24.65; 15. Brittany Achin, Hamilton, 2:24.76; 16. Betsy Garratt, Kenyon, 2:24.86.

100-yard butterfly: *Final*—1. Jill Boo, Denison, 56.53; 2. Anne Sarkissian, Oswego St., 56.73; 3. Peggy Whitbeck, Grove City, 56.96; 4. Grace Johnson, Wheaton (Ill.), 57.26; 5. Vanessa Williamson, Bates, 57.34; 6. Laura Miller, Colby, 57.38; 7. Diana Smirnova, Johns Hopkins, 57.39; 8. Zibby Stokes, Williams, 58.00. *Consolation*—9. Kayla Heising, Wooster, 57.80; 10. Anne Melvin, Wis.-La Crosse, 58.01; 11. Meilyn Chan, Kenyon, 58.21; 12.

Morgan Bayer, Amherst, 58.24; 13. Donley Zifkin, Emory, 58.25; 14. Erika Norris, New York U., 58.30; 15. Claire Lederman, Emory, 58.86; 16. Dana Inserra, Emory, 59.06.

200-yard butterfly: *Final*—1. Peggy Whitbeck, Grove City, 2:02.02 (meet record; old record 2:03.03, Whitbeck, Grove City, 2002); 2. Vanessa Williamson, Bates, 2:03.26; 3. Morgan Bayer, Amherst, 2:03.55; 4. Nicole Knapp, Hamilton, 2:05.03; 5. Jill Boo, Denison, 2:06.07; 6. Grace Johnson, Wheaton (Ill.), 2:06.30; 7. Erika Norris, New York U., 2:06.92; 8. Mary Stranghoener, Williams, 2:07.20. *Consolation*—9. Claire Tindal, Kenyon, 2:07.44; 10. Leigh Campbell, Emory, 2:07.45; 11. Elizabeth Miles, Wis.-La Crosse, 2:07.86; 12. Sarah Gardiner, Emory, 2:08.60; 13. Anne Sarkissian, Oswego St., 2:08.85; 14. Dana Inserra, Emory, 2:09.34; 15. Jen Kanetsky, Emory, 2:09.48; 16. Tracey Hendrickson, Washington (Mo.), 2:10.25.

200-yard individual medley: *Final*—1. Agnese Ozolina, Kenyon, 2:07.33; 2. Beth Groselle, Hiram, 2:08.45; 3. Emily Mason, Wheaton (Ill.), 2:07.54; 4. Jill Wyrick, Amherst, 2:08.34; 5. Lauren Clarks, Denison, 2:07.95; 6. Meghan Hartman, Rensselaer, 2:08.37; 7. Nicole Knapp, Hamilton, 2:07.99; 8. Megan Hughes, Ithaca, 2:07.74. *Consolation*—9. Mika Sumiyoshi, Tufts, 2:08.70; 10. Grace Johnson, Wheaton (Ill.), 2:09.39; 11. Claire Tindal, Kenyon, 2:09.44; 12. Jennie Miller, Kenyon, 2:10.00; 13. Abby Johnson, Calvin, 2:09.69; 14. Meredith Olson, Williams, 2:09.86; 15. Elizabeth Whittam, Wooster, 2:10.26; 16. Mary Stranghoener, Williams, 2:10.26.

400-yard individual medley: *Final*—1. Ashley Rowatt, Kenyon, 4:24.74; 2. Meghan Hartman, Rensselaer, 4:29.45; 3. Nicole Knapp, Hamilton, 4:30.00; 4. Mika Sumiyoshi, Tufts, 4:30.58; 5. Tracy Shessler, Emory, 4:31.80; 6. Claire Tindal, Kenyon, 4:33.23; 7. Serena Fadel, Whitworth, 4:33.41; 8. Holly Hinz, Emory, 4:34.27. *Consolation*—9. Lauren Clark, Denison, 4:31.16; 10. Rebecca Searcy, Wittenberg, 4:34.42; 11. Nicole Seward, Widener, 4:36.55; 12. Erin Stutz, TCNJ, 4:37.26; 13. Kristin Landry, Kenyon, 4:37.84; 14. Julia Mavrodin, Emory, 4:37.89; 15. Sarah Retrum, Kenyon, 4:39.93; 16. Liz Badziong, Case Reserve, 4:41.03.

One-meter diving: *Final*—1. Cady Kashner, Hamilton, 390.30; 2. Rachel Heitkamp, Wis.-Oshkosh, 383.85; 3. Kelley Anderson, Allegheny, 382.05; 4. Alison Mellage, Springfield, 375.95; 5. Rachel Gealy, Williams, 368.95; 6. Kara Seaton, Bates, 364.10; 7. Caroline Crocker, Williams, 359.15; 8. Kristen Simms, TCNJ, 337.05. *Consolation*—9. Sarah Thayer, Wis.-La Crosse, 348.60; 10. Jae Cody, Williams, 341.30; 11. Lacey Feduke, Springfield, 329.45; 12. Sarah Stayer, Grinnell, 327.80; 13. Kristen Shorette, Ithaca, 320.25; 14. Ashley Uthe, Redlands, 318.55; 15. Elena Giordano, Mt. Holyoke, 308.00; 16. Mindi Finnegan, Carnegie Mellon, 306.30.

Three-meter diving: *Final*—1. Caroline Crocker, Williams, 456.50; 2. Rachel Gealy, Williams, 455.25; 3. Kristen Simms, TCNJ, 432.05; 4. Rachel Heitkamp, Wis.-Oshkosh, 430.00; 5. Alison Mellage, Springfield, 420.80; 6. Kelley Anderson, Allegheny,

418.60; 7. Cady Kashner, Hamilton, 404.60; 8. Kara Seaton, Bates, 338.95. *Consolation*—9. Grace Wells, Williams, 377.35; 10. Jae Cody, Williams, 372.65; 11. Julie Pavia, Carnegie Mellon, 365.70; 12. Elena Giordano, Mt. Holyoke, 355.25; 13. Sarah Thayer, Wis.-La Crosse, 354.50; 14. Lacey Feduke, Springfield, 348.90; 15. Ashley Uthe, Redlands, 348.65; 16. Melissa Hershey, Rensselaer, 343.15.

200-yard freestyle relay: *Final*—1. Kenyon (Beth Galloway, Jane Alexander, Betsy Garratt, Agnese Ozolina), 1:35.89; 2. Denison, 1:34.36; 3. TCNJ, 1:35.94; 4. Williams, 1:36.99; 5. Carleton, 1:36.67; 6. Wooster, 1:36.07; 7. Gust. Adolphus, 1:37.33; 8. Emory, 1:37.48; *Consolation*—9. Oswego St., 1:38.43; 10. Middlebury, 1:38.31; 11. Wis.-La Crosse, 1:37.99; 12. Ithaca, 1:38.08; 13. Wheaton (Ill.), 1:38.73; 14. Ill. Wesleyan, 1:38.73; 15. Geneseo St., 1:39.10; 16. Washington (Mo.), 1:38.97.

400-yard freestyle relay: *Final*—1. Kenyon (Beth Galloway, Erinn Hurley, Betsy Garratt, Agnese Ozolina), 3:26.01; 2. Denison, 3:28.30; 3. Carleton, 3:29.88; 4. Emory, 3:32.97; 5. Ithaca, 3:33.29; 6. Wooster, 3:33.61; 7. Wheaton (Ill.), 3:35.25; 8. TCNJ, disqualified. *Consolation*—9. Williams, 3:32.69; 10. Washington (Mo.), 3:33.61; 11. Case Reserve, 3:35.42; 12. Ill. Wesleyan, 3:36.19; 13. MIT, 3:36.86; 14. Oswego St., 3:36.93; 15. Wis.-La Crosse, 3:37.22; 16. Geneseo St., 3:40.76.

800-yard freestyle relay: *Final*—1. Kenyon (Melissa Holt, Erinn Hurley, Ashley Rowatt, Rachel Smith), 7:36.74; 2. Carleton, 7:37.24; 3. Emory, 7:39.77; 4. Washington (Mo.), 7:41.23; 5. Ithaca, 7:43.32; 6. Denison, 7:44.33; 7. Wooster, 7:45.10; 8. Williams, 7:46.54; 9. Amherst, 7:47.13; 10. Johns Hopkins, 7:48.14; 11. Wheaton (Ill.), 7:49.33; 12. Case Reserve, 7:50.77; 13. TCNJ, 7:51.16; 14. Middlebury, 7:51.42; 15. Ill. Wesleyan, 7:52.76; 16. UC Santa Cruz, 7:53.85.

200-yard medley relay: *Final*—1. Kenyon (Beth Galloway, Betsy Garratt, Meilyn Chan, Agnese Ozolina), 1:44.95; 2. Williams, 1:45.47; 3. Denison, 1:47.14; 4. Wooster, 1:47.71; 5. Johns Hopkins, 1:47.89; 6. Emory, 1:48.15; 7. Wis.-Stevens Point, 1:49.35; 8. Amherst, 1:49.82. *Consolation*—9. (tie) Wheaton (Ill.), DePauw, and Whitworth, 1:50.02; 12. Gust. Adolphus, 1:50.49; 13. Oswego St., 1:50.55; 14. Wis.-La Crosse, 1:50.80; 15. Washington (Mo.) 1:51.52; 16. Carleton, 1:51.59.

400-yard medley relay: *Final*—1. Kenyon (Beth Galloway, Betsy Garratt, Meilyn Chan, Agnese Ozolina), 3:57.53; 2. Williams, 3:53.06; 3. Denison, 3:57.05; 4. Amherst, 3:55.89; 5. Johns Hopkins, 3:56.03; 6. Wheaton (Ill.), 3:55.94; 7. Emory, 3:57.51; 8. Wooster, 3:58.19. *Consolation*—9. Carleton, 4:00.84; 10. Washington (Mo.), 4:02.41; 11. Whitworth, 4:02.91; 12. Case Reserve, 4:03.33; 13. Oswego St., 4:03.88; 14. Ill. Wesleyan, 4:04.64; 15. Wis.-Stevens Point, 4:04.53; 16. TCNJ, 4:07.50.

History

Team Results

Year	Champion	Coach	Points	Runner-Up	Points	Host or Site	Attendance
1982	Williams	Carl Samuelson	402	Kenyon	303	Mass.-Boston	424
1983	Williams	Carl Samuelson	330 1/2	Hamline	286	Canton, Ohio	1,229
1984	Kenyon	Jim Steen	307 1/2	Hamline	283 1/2	Emory	923
1985	Kenyon	Jim Steen	496	Pomona-Pitzer	348	Emory	1,077
1986	Kenyon	Jim Steen	713	UC San Diego	403 1/2	Canton, Ohio	1,315
1987	Kenyon	Jim Steen	659	Pomona-Pitzer	349 1/2	Canton, Ohio	1,220
1988	Kenyon	Jim Steen	581 1/2	UC San Diego	338 1/2	Emory	1,189
1989	Kenyon	Jim Steen	631	UC San Diego	298 1/2	Notre Dame	808
1990	Kenyon	Jim Steen	506	UC San Diego	443	Williams	1,637
1991	Kenyon	Jim Steen	661 1/2	UC San Diego	466	Emory	1,034
1992	Kenyon	Jim Steen	750	UC San Diego	408	Buffalo	980
1993	Kenyon	Jim Steen	683	UC San Diego	451 1/2	Emory	711
1994	Kenyon	Jim Steen	595 1/2	Hope	408 1/2	Williams	1,096
1995	Kenyon	Jim Steen	527 1/2	Williams	333	Wesleyan (Conn.)	1,030
1996	Kenyon	Jon Howell	542	UC San Diego	380	Emory	737
1997	Kenyon	Jim Steen	572	Williams	377	Oxford, Ohio	2,124
1998	Kenyon	Jim Steen	693 1/2	Denison	522	St. Louis	2,506
1999	Kenyon	Jim Steen	664 1/2	Denison	503	Oxford, Ohio	2,383
2000	Kenyon	Jim Steen	619 1/2	Denison	417 1/2	Emory	2,367
2001	Denison	Gregg Parini	588	Kenyon	572	Buffalo	2,934
2002	Kenyon	Peter Casares	577	Denison	418	Miami (Ohio)	2,511
2003	Kenyon	Peter Casares	560 1/2	Williams	350	Emory	—

TEAM CHAMPIONSHIPS

Kenyon 18, Williams 2, Denison 1.

INDIVIDUAL CHAMPIONSHIPS

(Note: Totals include co-championships. Relay victories count one for each event.)

Kenyon 196, Williams 58, UC San Diego 27, Denison 27, Hope 18, Emory 12, Carleton 6, Wheaton (Ill.) 6, Allegheny 5, Colorado Col. 5, Frank. & Marsh. 5, Hamline 4, MIT 4, Nazareth 4, Pomona-Pitzer 4, Smith 4, Springfield 4, Gettysburg 3, Ithaca 3, Lake Forest 3, Middlebury 3, St. Olaf 3, Wesleyan (Conn.) 3, Amherst 2, Bowdoin 2, Carnegie Mellon 2, Case Reserve 2, Grove City 2, Hartwick 2, Hollins 2, Johns Hopkins 2, Rowan 2, William Smith 2, Wis.-Oshkosh 2, Albion, Augustana (Ill.), UC Santa Cruz, Claremont-MS, Coast Guard, Cortland St., DePauw, Frostburg St., Hamilton, John Carroll, Kalamazoo, Mary Washington, Merchant Marine, TCNJ, North Central, Randolph-Macon, Regis (Mass.), Union (N.Y.), Wis.-Eau Claire, Wooster, 1 each.

Championships Records

50-YARD FREESTYLE

22.96—Michelle Engelsman, Kenyon, 3-12-98 (preliminaries).

100-YARD FREESTYLE

49.93—Marie Marsman, Carleton, 3-15-2003.

200-YARD FREESTYLE

1:49.09—Marie Marsman, Carleton, 3-14-95.

500-YARD FREESTYLE

4:55.11—Tamara Carty, Denison, 3-16-2002.

1,650-YARD FREESTYLE

16:40.16—Heidi George, Middlebury, 3-16-96.

100-YARD BACKSTROKE

55.70—Beth Galloway, Kenyon, 3-14-2003.

200-YARD BACKSTROKE

2:01.35—Krystle Satrum, Frank. & Marsh., 3-16-2002.

100-YARD BREASTSTROKE

1:03.60—Erin Anderson, Williams, 3-14-97.

200-YARD BREASTSTROKE

2:18.68—Betsy Vandenberg, Hope, 3-11-2000 (preliminaries).

100-YARD BUTTERFLY

55.16—Mollie Parrish, Denison, 3-16-2002.

200-YARD BUTTERFLY

2:02.02—Peggy Whitbeck, Grove City, 3-15-2003.

200-YARD INDIVIDUAL MEDLEY

2:04.25—Kathryn Petrock, Kenyon, 3-13-97.

400-YARD INDIVIDUAL MEDLEY

4:23.30—Kathryn Petrock, Kenyon, 3-14-97.

200-YARD FREESTYLE RELAY

1:32.93—Denison (Allison Edsall, Bethany Tucke, Katie O'Connor, Kelly Lotts), 3-11-99.

400-YARD FREESTYLE RELAY

3:24.95—Kenyon (Katherine Varda, Michelle Engelsman, Erica Carroll, Marisha Stawiski), 3-14-98.

800-YARD FREESTYLE RELAY

7:33.59—Denison (Amy Devito, Kate Flikkema, Kelly Cantwell, Erin Stanley), 3-9-2001.

200-YARD MEDLEY RELAY

1:43.37—Denison (Leah Favret, Alyssa Heidinger, Mollie Parrish, Erin Stanley), 3-9-2001.

400-YARD MEDLEY RELAY

3:46.11—Denison (Leah Favret, Alyssa Heidinger, Mollie Parrish, Kate Flikkema), 3-8-2001.

DISCONTINUED EVENTS

(Note: All short course.)

50-YARD BACKSTROKE

28.10—Vibeke Hopkinson, William Smith, 3-12-83.

50-YARD BREASTSTROKE

31.09—Katherine Eckrich, Williams, 3-11-82.

50-YARD BUTTERFLY

26.78—Nancy Dunn, Denison, 3-11-83.

100-YARD INDIVIDUAL MEDLEY

1:01.00—Katherine Eckrich, Williams, 3-13-82.

MISCELLANEOUS

EVENT CHAMPIONS, YEAR

16—Kenyon, 1986.
15—Kenyon, 1987-92.
14—Williams, 1982.
13—Kenyon, 1993.

INDIVIDUAL TITLES, YEAR

5—Katherine Eckrich, Williams, 1982 (50 breast, 100 breast, 200 breast, 100 IM, 200 IM), also swam on two winning relay teams.
4—Elizabeth Jex, Williams, 1982 (50 free, 100 free, 200 free, 100 fly), also swam on three winning relay teams; Julie Hogan, Emory, 1985 (100 breast, 200 breast, 200 IM, 400 IM); Amy Heasley, Kenyon, 1986 (100 fly, 200 fly, 200 IM, 400 IM), also swam on two winning relay teams.

INDIVIDUAL TITLES, CAREER

11—Patricia Abt, Kenyon (50 free 1984-85-86-87, 100 free 1984-85-86-87, 200 free 1984-85-87), also swam on 12 winning relay teams; Carla Ainsworth, Kenyon (50 free 1993-94-95, 100 free 1992-93-94-95, 200 free 1992-93-94-95), also swam on 15 winning relay teams.
10—Katherine Eckrich, Williams (50 breast 1982-83, 100 breast 1982-83-84, 200 breast 1982-83-84, 100 IM 1982, 200 IM 1982), also swam on seven winning relay teams.
9—Amy Heasley, Kenyon (100 fly 1986-87, 200 fly 1985-86-87-88, 200 IM 1986-87, 400 IM 1986), also swam on 11 winning relay teams.
8—Kathryn Petrock, Kenyon (200 back 1995-97, 200 IM 1994-96-97, 400 IM 1994-96-97), also swam on 11 winning relay teams; Marisha Stawiski, Kenyon (50 free 1996-97-98, 100 free 1997-98-99, 200 free 1998-99), also swam on 11 winning relay teams.

REPEAT CHAMPIONS

4—Patricia Abt, Kenyon (50 free 1984-85-86-87, 100 free 1984-85-86-87); Amy Heasley, Kenyon (200 fly 1985-86-87-88); Jeannine Gury, Kenyon (200 breast 1986-87-88-89); Jessica Berkowitz, Kenyon (1,650 free 1991-92-93-94); Carla Ainsworth, Kenyon (100 free 1992-93-94-95, 200 free 1992-93-94-95).

Individual Champions

50-YARD FREESTYLE

1982 Elizabeth Jex, Williams, 24.76
 1983 Elizabeth Jex, Williams, 24.44
 Catherine Lyons, Ithaca, 24.44
 1984 Patricia Abt, Kenyon, 23.72
 1985 Patricia Abt, Kenyon, 23.68
 1986 Patricia Abt, Kenyon, 24.32
 1987 Patricia Abt, Kenyon, 23.74
 1988 Michelle Pregler, St. Olaf, 24.10
 1989 Brooke Henderson, Wooster, 24.08
 1990 Julie Konchan, Augustana (Ill.), 24.16
 1991 Carolyn Peticolas, Kenyon, 23.92

1992 Tasha Willis, Kenyon, 23.87
 1993 Carla Ainsworth, Kenyon, 23.80
 1994 Carla Ainsworth, Kenyon, 23.74
 1995 Carla Ainsworth, Kenyon, 23.53
 1996 Marisha Stawiski, Kenyon, 24.02
 1997 Marisha Stawiski, Kenyon, 23.52
 1998 Marisha Stawiski, Kenyon, 23.00
 1999 Michelle Engelsman, Kenyon, 23.36
 2000 Kelly Stewart, Wheaton (Ill.), 23.76
 2001 Beth Galloway, Kenyon, 23.40
 2002 Marie Marsman, Carleton, 23.38
 2003 Beth Galloway, Kenyon, 23.20

100-YARD FREESTYLE

1982 Elizabeth Jex, Williams, 53.85
 1983 Elizabeth Jex, Williams, 52.98
 1984 Patricia Abt, Kenyon, 52.32
 1985 Patricia Abt, Kenyon, 52.10
 1986 Patricia Abt, Kenyon, 52.46
 1987 Patricia Abt, Kenyon, 51.55
 1988 Michelle Pregler, St. Olaf, 52.16
 1989 Yvonne Grierson, MIT, 52.40
 1990 Laura Witt, Wheaton (Ill.), 52.20
 1991 Kami Mathews, Kenyon, 52.33
 1992 Carla Ainsworth, Kenyon, 51.28
 1993 Carla Ainsworth, Kenyon, 50.94
 1994 Carla Ainsworth, Kenyon, 50.67
 1995 Carla Ainsworth, Kenyon, 50.57
 1996 Rebecca Fruehan, Carnegie Mellon, 52.48

1997 Marisha Stawiski, Kenyon, 51.28
 1998 Marisha Stawiski, Kenyon, 50.14
 1999 Marisha Stawiski, Kenyon, 51.06
 2000 Sarah Leone, Kenyon, 51.72
 2001 Erin Stanley, Denison, 51.20
 2002 Marie Marsman, Carleton, 50.39
 2003 Marie Marsman, Carleton, 49.93

200-YARD FREESTYLE

1982 Elizabeth Jex, Williams, 1:57.39
 1983 Beth Peterson, Hamline, 1:55.25
 1984 Patricia Abt, Kenyon, 1:54.17
 1985 Patricia Abt, Kenyon, 1:52.80
 1986 Erin Finneran, Kenyon, 1:53.51
 1987 Patricia Abt, Kenyon, 1:52.41
 1988 Shelly Russell, Hope, 1:52.92
 1989 Shelly Russell, Hope, 1:53.50
 1990 Laura Witt, Wheaton (Ill.), 1:53.25
 1991 Kami Mathews, Kenyon, 1:52.36
 1992 Carla Ainsworth, Kenyon, 1:51.80
 1993 Carla Ainsworth, Kenyon, 1:50.75
 1994 Carla Ainsworth, Kenyon, 1:51.51
 1995 Carla Ainsworth, Kenyon, 1:49.95
 1996 Rebecca Fruehan, Carnegie Mellon, 1:52.94

1997 Jessica Stokes, Williams, 1:51.77
 1998 Marisha Stawiski, Kenyon, 1:52.21
 1999 Marisha Stawiski, Kenyon, 1:50.77
 2000 Kelly Stewart, Wheaton (Ill.), 1:52.09
 2001 Erin Stanley, Denison, 1:52.08
 2002 Marie Marsman, Carleton, 1:50.63
 2003 Marie Marsman, Carleton, 1:49.09

500-YARD FREESTYLE

1982 Tanya Blakeman, Frank. & Marsh., 5:10.23
 1983 Paula MacDonald, Hamline, 5:04.88
 1984 Lori Thompson, Kenyon, 5:05.35
 1985 Irene Mons, UC San Diego, 5:02.06
 1986 Tracy Mulvany, UC San Diego, 5:02.78
 1987 Shelly Russell, Hope, 4:59.32
 1988 Shelly Russell, Hope, 4:56.99
 1989 Shelly Russell, Hope, 4:57.86
 1990 Lynne Cassidy, Gettysburg, 4:59.02
 1991 Lynne Cassidy, Gettysburg, 4:55.85

1992 Jessica Berkowitz, Kenyon, 4:58.34
 1993 Jessica Berkowitz, Kenyon, 4:56.30
 1994 Holly Sorensen, Wesleyan (Conn.), 4:56.86
 1995 Holly Sorensen, Wesleyan (Conn.), 4:56.88
 1996 Kristen Hoving, Hope, 4:56.95
 1997 Amelia Armstrong, Kenyon, 4:57.38
 1998 Amelia Armstrong, Kenyon, 4:58.54
 1999 Renee Helbok, Ithaca, 4:57.20
 2000 Jennifer Watanabe, UC San Diego, 4:55.48
 2001 Tamara Carty, Denison, 4:57.79
 2002 Tamara Carty, Denison, 4:55.11
 2003 Alicia Kendig, Case Reserve, 5:01.82

1,650-YARD FREESTYLE

1982 Lisa Bernard, Case Reserve, 17:35.27
 1983 Linda Chambers, Wheaton (Ill.), 17:27.55
 1984 Suzanne Leiby, Albion, 17:26.54
 1985 Linda Chambers, Wheaton (Ill.), 17:21.65
 1986 Tracy Mulvany, UC San Diego, 17:26.56
 1987 Shelly Russell, Hope, 17:05.40
 1988 Shelly Russell, Hope, 16:54.13
 1989 Carrie Nealon, Kenyon, 17:12.56
 1990 Carrie Nealon, Kenyon, 17:17.14
 1991 Jessica Berkowitz, Kenyon, 17:05.09

1992 Jessica Berkowitz, Kenyon, 17:08.49
 1993 Jessica Berkowitz, Kenyon, 16:51.78
 1994 Jessica Berkowitz, Kenyon, 16:56.73
 1995 Kristen Hoving, Hope, 16:57.67
 1996 Heidi George, Middlebury, 16:40.16
 1997 Heidi George, Middlebury, 16:52.07
 1998 Heidi George, Middlebury, 17:02.76
 1999 Amelia Armstrong, Kenyon, 16:58.31
 2000 Neala Kendall, Kenyon, 16:59.86
 2001 Tamara Carty, Denison, 16:47.15
 2002 Tamara Carty, Denison, 16:52.08
 2003 Lindsey Hoffner, Emory, 17:00.02

100-YARD BACKSTROKE

1982 Mary Gentry, Pomona-Pitzer, 1:01.86
 1983 Vibeke Hopkinson, William Smith, 59.81
 1984 Joan Horgan, Williams, 1:00.38
 1985 Dianne Smyth, DePauw, 59.92
 1986 Erin Finneran, Kenyon, 58.69
 1987 Marci Hennessey, Allegheny, 59.43
 1988 Erin Finneran, Kenyon, 59.30
 1989 Amy Robinson, Ithaca, 58.33
 1990 Catherine Capriles, UC San Diego, 58.54
 1991 Catherine Capriles, UC San Diego, 57.62

1992 Kari Andersson, Williams, 57.72
 1993 Julie Benker, Union (N.Y.), 57.68
 1994 Susan Looman, Hope, 56.81
 1995 Kriste Kleiner, Regis (Mass.), 58.50
 1996 Cheri Tiegs, Wis.-Oshkosh, 58.85

1997 Rebecca Rabe, UC San Diego, 58.83
 1998 Michelle Engelsman, Kenyon, 58.07
 1999 Erica Carroll, Kenyon, 56.96
 2000 Erica Carroll, Kenyon, 58.06
 2001 Jie Li, Lake Forest, 56.73
 2002 Beth Galloway, Kenyon, 55.70
 2003 Beth Galloway, Kenyon, 55.69

200-YARD BACKSTROKE

1982 Laura Schlegel, Frostburg St., 2:12.51
 1983 Monique Fischer, Smith, 2:12.44
 1984 Joan Horgan, Williams, 2:11.27
 1985 Leslie Custer, Merchant Marine, 2:09.98
 1986 Erin Finneran, Kenyon, 2:04.90
 1987 Erin Finneran, Kenyon, 2:08.63
 1988 Erin Finneran, Kenyon, 2:07.05
 1989 Rachael LeClair, Emory, 2:05.48
 1990 Catherine Capriles, UC San Diego, 2:03.78
 1991 Catherine Capriles, UC San Diego, 2:04.43

1992 Kari Andersson, Williams, 2:05.42
 1993 Shan Hutcherson, Mary Washington, 2:04.86
 1994 Susan Looman, Hope, 2:04.46
 1995 Kathryn Petrock, Kenyon, 2:06.13
 1996 Cheri Tiegs, Wis.-Oshkosh, 2:05.83
 1997 Kathryn Petrock, Kenyon, 2:02.63
 1998 Erica Carroll, Kenyon, 2:04.78
 1999 Erica Carroll, Kenyon, 2:01.78
 2000 Jennifer Watanabe, UC San Diego, 2:03.30
 2001 Erica Carroll, Kenyon, 2:02.16
 2002 Krystle Satrum, Frank. & Marsh., 2:01.35
 2003 Krystle Satrum, Frank. & Marsh., 2:02.00

100-YARD BREASTSTROKE

1982 Katherine Eckrich, Williams, 1:06.90
 1983 Katherine Eckrich, Williams, 1:08.70
 1984 Katherine Eckrich, Williams, 1:06.92
 1985 Julie Hogan, Emory, 1:05.72
 1986 Deborah Neil, Kenyon, 1:07.47

1987 Jeannine Gury, Kenyon, 1:07.04
 1988 Jeannine Gury, Kenyon, 1:05.07
 1989 Jeannine Gury, Kenyon, 1:05.71
 1990 Susan Torell, Hartwick, 1:07.63
 1991 Kendal Hansen, Emory, 1:05.88

1992 Kendal Hansen, Emory, 1:05.69
 1993 Kendal Hansen, Emory, 1:05.49
 1994 Teri Hatcher, Rowan, 1:06.07
 1995 Lydia Neilsen, Carleton, 1:05.55
 1996 Teri Hatcher, Rowan, 1:05.85

1997 Erin Anderson, Williams, 1:03.60
 1998 Erin Anderson, Williams, 1:04.71
 1999 Erin Anderson, Williams, 1:03.83
 2000 Darby Schlaht, Coast Guard, 1:05.08
 2001 Alyssa Heidinger, Denison, 1:04.09

2002 Lindsay Payne, Williams, 1:04.46
 2003 Lindsay Payne, Williams, 1:04.30

200-YARD BREASTSTROKE

1982 Katherine Eckrich, Williams, 2:26.05
 1983 Katherine Eckrich, Williams, 2:27.36
 1984 Katherine Eckrich, Williams, 2:26.44
 1985 Julie Hogan, Emory, 2:21.21
 1986 Jeannine Gury, Kenyon, 2:25.94

1987 Jeannine Gury, Kenyon, 2:23.37
 1988 Jeannine Gury, Kenyon, 2:21.10
 1989 Jeannine Gury, Kenyon, 2:22.97
 1990 Susan Torell, Hartwick, 2:26.83
 1991 Jennifer Carter, Kenyon, 2:22.10

1992 Jennifer Carter, Kenyon, 2:20.88
 1993 Jennifer Carter, Kenyon, 2:19.69
 1994 Alison Begg, Denison, 2:21.71
 1995 Alison Begg, Denison, 2:22.83
 1996 Kelly Byrne, UC San Diego, 2:22.03

1997 Erin Anderson, Williams, 2:19.78
 1998 Erin Anderson, Williams, 2:19.91
 1999 Erin Anderson, Williams, 2:19.19
 2000 Betsy Vandenberg, Hope, 2:19.06
 2001 Betsy Vandenberg, Hope, 2:19.19
 2002 Suzanne Nicoletti, Claremont-MS, 2:21.17
 2003 Mollie Lewis, UC Santa Cruz, 2:18.95

100-YARD BUTTERFLY

1982 Elizabeth Jex, Williams, 1:00.67
 1983 Beth Peterson, Hamline, 59.09
 1984 Maureen McMahon, Smith, 58.36
 1985 Alison Gilmore, UC San Diego, 57.97
 1986 Amy Heasley, Kenyon, 57.96

1987 Amy Heasley, Kenyon, 56.73
 1988 Yvonne Grierson, MIT, 56.18
 1989 Yvonne Grierson, MIT, 56.53
 1990 Yvonne Grierson, MIT, 56.41
 1991 Kristie Stacy, Kenyon, 57.58

1992 Kristie Stacy, Kenyon, 56.69
 1993 Dawn Hoving, Hope, 56.43
 1994 Kimberly Schneider, Nazareth, 56.74
 1995 Katina Horton, Hollins, 57.72
 1996 Rocio Lopez, Johns Hopkins, 58.50

1997 Sarah Buntzman, Kenyon, 57.91
 1998 Allison Edsall, Denison, 57.22
 1999 Erica Carroll, Kenyon, 56.16
 2000 Erica Carroll, Kenyon, 57.11
 2001 Mollie Parrish, Denison, 55.49

2002 Mollie Parrish, Denison, 55.16
 2003 Jill Boo, Denison, 56.53

200-YARD BUTTERFLY

1982 Lee Hutton-Morrow, UC San Diego, 2:09.40
 1983 Lee Hutton-Morrow, UC San Diego, 2:08.23
 1984 Amy Winder, Randolph-Macon, 2:08.76
 1985 Amy Heasley, Kenyon, 2:09.22
 1986 Amy Heasley, Kenyon, 2:07.57

1987 Amy Heasley, Kenyon, 2:03.76
 1988 Amy Heasley, Kenyon, 2:03.74
 1989 Anne Marie Largay, Johns Hopkins, 2:08.91
 1990 Megan Devine, Frank. & Marsh., 2:06.05
 1991 Sabrina Lum, UC San Diego, 2:06.40

1992 Dawn Hoving, Hope, 2:05.20
 1993 Dawn Hoving, Hope, 2:04.88
 1994 Holly Sorensen, Wesleyan (Conn.), 2:06.51

- 1995 Katina Horton, Hollins, 2:05.88
 1996 Marla Robertson, Williams, 2:06.31
 1997 Anna Drejer, Kenyon, 2:07.11
 1998 Marla Robertson, Williams, 2:06.20
 1999 Maureen Szweda, North Central, 2:04.21
 2000 Morgan Bayer, Amherst, 2:04.86
 2001 Morgan Bayer, Amherst, 2:04.94
 2002 Peggy Whitbeck, Grove City, 2:03.03
 2003 Peggy Whitbeck, Grove City, 2:02.02

200-YARD INDIVIDUAL MEDLEY

- 1982 Katherine Eckrich, Williams, 2:11.12
 1983 Lissa McGrath, Bowdoin, 2:10.95
 1984 Lyn Cunliffe, Pomona-Pitzer, 2:11.91
 1985 Julie Hogan, Emory, 2:08.00
 1986 Amy Heasley, Kenyon, 2:10.74
 1987 Amy Heasley, Kenyon, 2:08.47
 1988 Liz Cooper, Denison, 2:07.20
 1989 Kami Mathews, Kenyon, 2:09.53
 1990 Catherine Capriles, UC San Diego, 2:05.74
 1991 Jennifer Carter, Kenyon, 2:05.84
 1992 Jennifer Carter, Kenyon, 2:06.37
 1993 Jennifer Carter, Kenyon, 2:05.47
 1994 Kathryn Petrock, Kenyon, 2:05.88
 1995 Anna Drejer, Kenyon, 2:07.33
 1996 Kathryn Petrock, Kenyon, 2:07.95
 1997 Kathryn Petrock, Kenyon, 2:04.25
 1998 Jessica Stokes, Williams, 2:06.31
 1999 Jessica Stokes, Williams, 2:04.99
 2000 Ashley Rowatt, Kenyon, 2:06.65
 2001 Liz Swartwout, Emory, 2:06.23
 2002 Agnese Ozolina, Kenyon, 2:04.53
 2003 Agnese Ozolina, Kenyon, 2:07.33

400-YARD INDIVIDUAL MEDLEY

- 1982 Lissa McGrath, Bowdoin, 4:42.69
 1983 Sue Brings, Hamline, 4:37.13
 1984 Lyn Cunliffe, Pomona-Pitzer, 4:36.38
 1985 Julie Hogan, Emory, 4:30.26
 1986 Amy Heasley, Kenyon, 4:35.82
 1987 Melissa Nelson, Kenyon, 4:35.55
 1988 Catherine Thoman, Allegheny, 4:31.88
 1989 Melissa Nelson, Kenyon, 4:31.20
 1990 Rachael LeClair, Emory, 4:29.81
 1991 Kate Thoman, Allegheny, 4:34.57
 1992 Leah Ceperley, Kenyon, 4:35.51
 1993 Jennifer Carter, Kenyon, 4:28.25
 1994 Kathryn Petrock, Kenyon, 4:28.37
 1995 Anna Drejer, Kenyon, 4:27.92
 1996 Kathryn Petrock, Kenyon, 4:26.99
 1997 Kathryn Petrock, Kenyon, 4:23.30
 1998 Amelia Armstrong, Kenyon, 4:25.12
 1999 Amelia Armstrong, Kenyon, 4:26.60
 2000 Jennifer Watanabe, UC San Diego, 4:27.28
 2001 Meredith Olson, Williams, 4:28.68
 2002 Ashley Rowatt, Kenyon, 4:23.72
 2003 Ashley Rowatt, Kenyon, 4:24.74

ONE-METER DIVING

- 1982 Lynn Adami, Lake Forest, 357.85
 1983 Barbara King, Smith, 358.45
 1984 Kama Grattet, Nazareth, 409.75
 1985 Kama Grattet, Nazareth, 429.75
 1986 Elizabeth Olsen, Colorado Col., 417.50
 1987 Elizabeth Olsen, Colorado Col., 438.35
 1988 Natalie Gibbs, Denison, 395.25
 1989 Melissa Moody, Allegheny, 433.80
 1990 Beth Olsen, Colorado Col., 370.25
 1991 Patricia Althoff, Williams, 351.95
 1992 Ann Kelley, Kenyon, 388.75
 1993 Katie Hughes, Emory, 427.00
 1994 Julie Goldstein, UC San Diego, 421.15
 1995 Sara Mulatz, Wis.-Eau Claire, 392.00
 1996 Sheri Takeuchi, UC San Diego, 385.40
 1997 Diane Maiese, TCNJ, 391.35
 1998 Kristine Taylor, Williams, 383.45
 1999 Nora Kelly, Springfield, 398.55
 2000 Becky White, Kenyon, 378.95
 2001 Rachel Gealy, Williams, 394.60
 2002 Lindsay Moore, Springfield, 391.45
 2003 Cady Kashner, Hamilton, 390.30

THREE-METER DIVING

- 1982 Lynn Adami, Lake Forest, 393.10
 1983 Barbara King, Smith, 422.90
 1984 Kama Grattet, Nazareth, 418.90

- 1985 Lynn Achterberg, Kalamazoo, 424.80
 1986 Elizabeth Olsen, Colorado Col., 433.75
 1987 Elizabeth Olsen, Colorado Col., 451.60
 1988 Natalie Gibbs, Denison, 411.25
 1989 Laura Landry, Cortland St., 427.95
 1990 Ann Kelley, Kenyon, 438.55
 1991 Melissa Moody, Allegheny, 462.70
 1992 Patricia Althoff, Williams, 444.85
 1993 Jill Jackson, UC San Diego, 445.95
 1994 Julie Goldstein, UC San Diego, 464.90
 1995 Sheri Takeuchi, UC San Diego, 467.80
 1996 Sheri Takeuchi, UC San Diego, 483.20

- 1997 Sabrina Oei, Williams, 427.55
 1998 Kristine Taylor, Williams, 430.80
 1999 Nora Kelly, Springfield, 465.35
 2000 Stephanie Turner, John Carroll, 442.75
 2001 Alison Mellaage, Springfield, 462.50
 2002 Rachel Gealy, Williams, 446.30
 2003 Caroline Crocker, Williams, 456.50

200-YARD FREESTYLE RELAY

- 1982 Williams (Susan Knapp, Margaret Thoman, Katherine Hudner, Elizabeth Jex), 1:40.85
 1983 Williams (Susan Knapp, Katherine Hudner, Kathryn Kirmayer, Elizabeth Jex), 1:38.82
 1984 Kenyon (Patricia Abt, Renee Pannebaker, Amy Rentschler, Elizabeth Batchelder), 1:37.37
 1985 Kenyon (Patricia Abt, Renee Pannebaker, Teresa Zurick, Amy Heasley), 1:36.56
 1986 Kenyon (Patricia Abt, Erin Finneran, Teresa Zurick, Amy Heasley), 1:36.21
 1987 Kenyon (Patricia Abt, Teresa Zurick, Erin Finneran, Amy Heasley), 1:35.76
 1988 Kenyon (Erin Finneran, Teresa Zurick, Jeannine Gury, Amy Heasley), 1:37.02
 1989 Kenyon (Traci Hockman, Jeannine Gury, Laura Robinson, Erin Finneran), 1:38.28
 1990 Kenyon (Carolyn Peticolas, Kami Mathews, Laura Robinson, Traci Hockman), 1:37.59
 1991 Kenyon (Carolyn Peticolas, Tasha Willis, Kami Mathews, Kristie Stacy), 1:35.70
 1992 Kenyon (Carla Ainsworth, Tasha Willis, Samantha Carey, Carolyn Peticolas), 1:34.97
 1993 Kenyon (Carla Ainsworth, Jennifer Carter, Shelly Baker, Carolyn Peticolas), 1:34.78
 1994 Kenyon (Carla Ainsworth, Shelly Baker, Kathryn Petrock, Tasha Willis), 1:34.65
 1995 Kenyon (Carla Ainsworth, Kathryn Petrock, Anna Drejer, Shelly Baker), 1:36.37
 1996 Kenyon (Marisha Stawiski, Shelly Baker, Lisa Natzke, Katie Varda), 1:35.70
 1997 Kenyon (Katherine Varda, Jordan Parker, Rebecca Sanford, Marisha Stawiski), 1:35.16
 1998 Kenyon (Katherine Varda, Michelle Engelsman, Erin Detwiler, Marisha Stawiski), 1:33.68
 1999 Denison (Allison Edsall, Katie O'Connor, Bethany Tucke, Kelly Lotts), 1:32.93
 2000 Denison, (Kelly Salinas, Katie O'Connor, Mollie Parrish, Erin Stanley), 1:35.25
 2001 Denison (Mollie Parrish, Leah Favret, Kate Filkkema, Erin Stanley), 1:33.71
 2002 Kenyon (Beth Galloway, Emelyne Dengler, Betsy Garratt, Agnese Ozolina), 1:33.85
 2003 Kenyon (Beth Galloway, Jane Alexander, Betsy Garratt, Agnese Ozolina), 1:35.89

400-YARD FREESTYLE RELAY

- 1982 Williams (Susan Knapp, Catherine Hartley, Katherine Hudner, Elizabeth Jex), 3:38.50
 1983 Williams (Susan Knapp, Rachel Stauffer, Katherine Hudner, Kathryn Kirmayer), 3:37.61
 1984 Kenyon (Amy Rentschler, Patricia Abt, Karen Agee, Elizabeth Batchelder), 3:32.92
 1985 Kenyon (Amy Heasley, Teresa Zurick, Maria Ferrazza, Patricia Abt), 3:32.66
 1986 Kenyon (Erin Finneran, Annette Laursen, Christine Jacob, Patricia Abt), 3:28.49
 1987 Kenyon (Patricia Abt, Teresa Zurick, Erin Finneran, Amy Heasley), 3:27.96
 1988 Kenyon (Amy Heasley, Teresa Zurick, Kami Mathews, Erin Finneran), 3:30.25
 1989 Kenyon (Erin Finneran, Kami Mathews, Traci Hockman, Kristie Stacy), 3:33.12
 1990 Kenyon (Carolyn Peticolas, Jennifer Carter, Kami Mathews, Kristie Stacy), 3:32.75
 1991 Kenyon (Carolyn Peticolas, Kami Mathews, Tasha Willis, Kristie Stacy), 3:30.25
 1992 Kenyon (Carla Ainsworth, Tasha Willis, Jennifer Carter, Carolyn Peticolas), 3:26.14

- 1993 Kenyon (Carla Ainsworth, Shelly Baker, Kathryn Petrock, Tasha Willis), 3:28.44
 1994 Kenyon (Carla Ainsworth, Shelly Baker, Kathryn Petrock, Tasha Willis), 3:28.44
 1995 Kenyon (Anna Drejer, Shelly Baker, Stephanie Martin, Carla Ainsworth), 3:30.42
 1996 Kenyon (Anna Drejer, Shelly Baker, Sarah Buntzman, Marisha Stawiski), 3:31.03
 1997 Williams (Sarah Watts, Marla Robertson, Erin Anderson, Jessica Stokes), 3:28.92
 1998 Kenyon (Katherine Varda, Michelle Engelsman, Erica Carroll, Marisha Stawiski), 3:24.95
 1999 Kenyon (Marisha Stawiski, Erica Carroll, Michelle Engelsman, Katherine Varda), 3:25.74
 2000 Kenyon (Betsy Garratt, Erica Carroll, Madeleine Courtney-Brooks, Sarah Leone), 3:30.82
 2001 Kenyon (Beth Galloway, Erica Carroll, Madeleine Courtney-Brooks, Sarah Leone), 3:26.61
 2002 Kenyon (Beth Galloway, Erinn Hurley, Emelyne Dengler, Agnese Ozolina), 3:26.85
 2003 Kenyon (Beth Galloway, Erinn Hurley, Betsy Garratt, Agnese Ozolina), 3:26.01

800-YARD FREESTYLE RELAY

- 1982 Williams (Jonna Kurucz, Catherine Hartley, Susan Knapp, Katherine Hudner), 8:03.54
 1983 Williams (Susan Knapp, Rachel Stauffer, Katherine Hudner, Elizabeth Jex), 7:54.68
 1984 Pomona-Pitzer (Amy Dantzier, Karah Coe, Kristin McQueen, Ellen Roe), 7:50.41
 1985 UC San Diego (Alison Gilmore, Tracy Mulvany, Barbara Lee, Irene Mons), 7:44.32
 1986 Kenyon (Christine Jacob, Erin Finneran, Teresa Zurick, Patricia Abt), 7:39.93
 1987 Kenyon (Christine Jacob, Teresa Zurick, Erin Finneran, Patricia Abt), 7:37.60
 1988 Kenyon (Melissa Nelson, Stephanie Perrett, Kami Mathews, Amy Heasley), 7:39.90
 1989 Kenyon (Christine Jacob, Carrie Nealon, Kami Mathews, Erin Finneran), 7:43.56
 1990 Kenyon (Carolyn Peticolas, Jennifer Carter, Carrie Nealon, Kristie Stacy), 7:42.68
 1991 UC San Diego (Jocelyn Rothbard, Sabrina Lum, Jenna Banaszek, Catherine Capriles), 7:41.67
 1992 Kenyon (Jessica Berkowitz, Tasha Willis, Jennifer Carter, Carla Ainsworth), 7:38.60
 1993 Kenyon (Maggie Huxley, Carla Ainsworth, Jessica Berkowitz, Jennifer Carter), 7:34.18
 1994 Kenyon (Kathryn Petrock, Carla Ainsworth, Stephanie Martin, Jessica Berkowitz), 7:36.25
 1995 Kenyon (Anna Drejer, Stephanie Martin, Nancy Johnson, Carla Ainsworth), 7:40.02
 1996 UC San Diego (Heather McPherson, Jenny Irwin, Kelly Byrne, Carrie Parker), 7:41.53
 1997 Kenyon (Amelia Armstrong, Anna Drejer, Sarah Buntzman, Kathryn Petrock), 7:36.27
 1998 Kenyon (Amelia Armstrong, Elizabeth Foy, Sarah Buntzman, Marisha Stawiski), 7:36.92
 1999 Kenyon (Marisha Stawiski, Erica Carroll, Amelia Armstrong, Madeleine Courtney-Brooks), 7:35.78
 2000 UC San Diego (Sharon Smith, Samantha Wong, Amanda Gurnee, Jennifer Watanabe), 7:37.00
 2001 Denison (Amy Devito, Kate Filkkema, Kelly Cantwell, Erin Stanley), 7:33.59
 2002 Kenyon (Agnese Ozolina, Madeleine Courtney-Brooks, Ashley Rowatt, Erinn Hurley), 7:34.23
 2003 Kenyon (Melissa Holt, Erinn Hurley, Ashley Rowatt, Rachel Smith), 7:36.74
- 200-YARD MEDLEY RELAY**
- 1982 Williams (Katherine Hudner, Katherine Eckrich, Catherine Hartley, Elizabeth Jex), 1:52.47
 1983 Williams (Kathryn Kirmayer, Katherine Eckrich, Margaret Thoman, Katherine Hudner), 1:51.67
 1984 Williams (Kathryn Kirmayer, Cecelia Cipeilla, Katherine Eckrich, Joan Horgan), 1:51.66
 1985 Williams (Jody Skidd, Katherine Eckrich, Joan Horgan, Kathryn Kirmayer), 1:51.12
 1986 Kenyon (Bethann Welty, Deborah Neil, Barbara Misener, Amy Heasley), 1:49.29
 1987 Kenyon (Bethann Welty, Jeannine Gury, Amy Heasley, Teresa Zurick), 1:47.97
 1988 Kenyon (Kami Mathews, Jeannine Gury, Rebecca Little, Teresa Zurick), 1:47.87
 1989 Kenyon (Kami Mathews, Jeannine Gury, Kristie Stacy, Traci Hockman), 1:47.63
 1990 St. Olaf (Christy Aker, Andrea McCarty, Amanda Mason, Julie Keller), 1:50.08

- 1991 Kenyon (Kami Mathews, Jennifer Carter, Kristie Stacy, Carolyn Petcolas), 1:47.39
- 1992 Kenyon (Jennifer Carter, Amy Martin, Kristie Stacy, Tasha Willis), 1:47.77
- 1993 Kenyon (Catherine Haight, Susanne Doebele, Shelly Baker, Carolyn Petcolas), 1:47.48
- 1994 Hope (Susan Looman, Megan Hunter, Dawn Hoving, Sarah DeWitt), 1:46.58
- 1995 Kenyon (Kathryn Petrock, Rachel Schiming, Shelly Baker, Carla Ainsworth), 1:47.01
- 1996 Kenyon (Kathryn Petrock, Rachel Schiming, Shelly Baker, Marisha Stawiski), 1:47.65
- 1997 Kenyon (Kathryn Petrock, Rachel Schiming, Katherine Varda, Marisha Stawiski), 1:46.27
- 1998 Kenyon (Katherine Varda, Laura Baker, Erica Carroll, Michelle Engelsman), 1:45.15
- 1999 Kenyon (Katherine Varda, Erica Carroll, Michelle Engelsman, Adrienne Curtner), 1:44.58
- 2000 Denison (Leah Favret, Alyssa Heidinger, Mollie Parrish, Erin Stanley), 1:46.43
- 2001 Denison (Leah Favret, Alyssa Heidinger, Mollie Parrish, Erin Stanley), 1:43.37
- 2002 Kenyon (Beth Galloway, Betsy Garratt, Madeleine Courtney-Brooks, Emelyne Dengler), 1:44.31
- 2003 Kenyon (Beth Galloway, Betsy Garratt, Meilyn Chan, Agnese Ozolina), 1:44.95

400-YARD MEDLEY RELAY

- 1982 Williams (Cecelia Ciepeila, Katherine Eckrich, Catherine Hartley, Katherine Hudner), 4:07.02
- 1983 Williams (Kathryn Kirmayer, Katherine Eckrich, Elizabeth Jex, Katherine Hudner), 4:04.89
- 1984 Williams (Joan Horgan, Katherine Eckrich, Cecelia Ciepeila, Susan Knapp), 4:03.37
- 1985 Kenyon (Bethann Welty, Deborah Neil, Barbara Misener, Patricia Abt), 3:59.28
- 1986 Kenyon (Christine Jacob, Deborah Neil, Barbara Misener, Teresa Zurick), 3:58.80
- 1987 Kenyon (Erin Finneran, Jeannine Gury, Amy Heasley, Patricia Abt), 3:52.97
- 1988 Kenyon (Erin Finneran, Jeannine Gury, Rebecca Little, Annette Laursen), 3:55.24
- 1989 Kenyon (Erin Finneran, Jeannine Gury, Kristie Stacy, Kami Mathews), 3:56.88
- 1990 Kenyon (Kami Mathews, Jennifer Carter, Kristie Stacy, Traci Hockman), 3:57.52
- 1991 Kenyon (Kami Mathews, Jennifer Carter, Kristie Stacy, Tasha Willis), 3:54.65
- 1992 Kenyon (Carolyn Petcolas, Jennifer Carter, Kristie Stacy, Carla Ainsworth), 3:53.66
- 1993 Kenyon (Catherine Haight, Jennifer Carter, Shelly Baker, Carla Ainsworth), 3:51.85
- 1994 Hope (Susan Looman, Megan Hunter, Dawn Hoving, Sarah DeWitt), 3:53.23
- 1995 Williams (Robin Truelove, Deborah Palmer, Marla Robertson, Gretchen Von Oesen), 3:56.79
- 1996 Kenyon (Kathryn Petrock, Rachel Schiming, Anna Drejer, Shelly Baker), 3:56.77
- 1997 Kenyon (Kathryn Petrock, Rachel Schiming, Anna Drejer, Marisha Stawiski), 3:50.24
- 1998 Denison (Allison Edsall, Lauren Smith, Anna Tuttle, Kelly Lotts), 3:51.84
- 1999 Denison (Erin Clark, Lauren Smith, Allison Edsall, Kelly Lotts), 3:50.76
- 2000 Kenyon (Erica Carroll, Betsy Garratt, Madeleine Courtney-Brooks, Sarah Leone), 3:51.95
- 2001 Denison (Leah Favret, Alyssa Heidinger, Mollie Parrish, Kate Flikkema), 3:46.11
- 2002 Denison (Leah Favret, Alyssa Heidinger, Mollie Parrish, Kate Flikkema), 3:48.06
- 2003 Kenyon (Beth Galloway, Betsy Garratt, Meilyn Chan, Agnese Ozolina), 3:57.53

Discontinued Events

50-YARD BACKSTROKE

- 1982 Kathryn Prinz, Frank & Marsh., 28.60
- 1983 Vibeke Hopkinson, William Smith, 28.10

50-YARD BREASTSTROKE

- 1982 Katherine Eckrich, Williams, 31.09
- 1983 Katherine Eckrich, Williams, 31.14

50-YARD BUTTERFLY

- 1982 Patti Schuman, Gettysburg, 27.41
- 1983 Nancy Dunn, Denison, 26.78

100-YARD INDIVIDUAL MEDLEY

- 1982 Katherine Eckrich, Williams, 1:01.00
- 1983 Elizabeth Jex, Williams, 1:01.16

All-Time Team Results

1982: 1. Williams, 402; 2. Kenyon, 303; 3. Pomona-Pitzer, 277; 4. Smith, 150; 5. Gettysburg, 139; 6. (tie) Manhattanville and Tufts, 136; 8. McDaniell, 120; 9. (tie) UC San Diego and Frank & Marsh., 92; 11. Rochester Inst., 81; 12. Lake Forest, 72; 13. St. Lawrence, 68; 14. Bowdoin, 67; 15. Wheaton (Ill.), 43; 16. Clark (Mass.), 41½; 17. (tie) Johns Hopkins and Frostburg St., 38; 19. Claremont-M.S., 37; 20. Case Reserve, 30; 21. Wash. & Jeff., 28; 22. Lycoming, 27; 23. Trinity (Conn.), 25½; 24. Buffalo St., 24; 25. Widener, 22; 26. (tie) Rochester and Wis.-Stevens Point, 20; 28. Eisenhower, 16; 29. North Central, 13; 30. (tie) Geneseo St. and Wis.-Oshkosh, 12; 32. Hamilton, 11; 33. (tie) Carroll (Wis.) and Washington (Mo.), 7; 35. (tie) TCNJ and Benedictine (Ill.), 4; 37. MacMurray, 3; 38. Carnegie Mellon, 2.

1983: 1. Williams, 330½; 2. Hamline, 286; 3. Pomona-Pitzer, 214; 4. Kenyon, 190; 5. UC San Diego, 166½; 6. Smith, 120; 7. St. Catherine, 110; 8. Ithaca, 109; 9. (tie) Cortland St. and Lake Forest, 83; 11. Tufts, 72; 12. Trinity (Conn.), 68; 13. Allegheny, 63; 14. Amherst, 61; 15. Rochester Inst., 48; 16. Bowdoin, 47; 17. William Smith, 45; 18. Merchant Marine, 44; 19. Johns Hopkins, 43; 20. Manhattanville, 41; 21. Wheaton (Ill.), 38; 22. Frank & Marsh., 33; 23. (tie) Bryn Mawr and Denison, 32; 25. McDaniell, 30; 26. Hartwick, 27; 27. Carleton, 24; 28. St. Lawrence, 23; 29. (tie) Rowan and Wellesley, 21; 31. Wis.-Whitewater, 20; 32. (tie) MIT and Principia, 18; 34. Mass.-Dartmouth, 16½; 35. Frostburg St., 15; 36. Sweet Briar, 13; 37. (tie) Oswego St. and Stony Brook, 12; 39. Wooster, 9; 40. (tie) Lycoming, Potsdam St. and Rochester, 8; 43. Carroll (Wis.), 6; 44. (tie) Colorado Col. and Wis.-River Falls, 5; 46. (tie) John Carroll and Millikin, 4; 48. (tie) Geneseo St. and Wis.-La Crosse, 3; 50. Redlands, 2½; 51. (tie) St. Thomas (Minn.), Wash. & Jeff. and Wittenberg, 2; 54. Montclair St., 1.

1984: 1. Kenyon, 307½; 2. Hamline, 283½; 3. Pomona-Pitzer, 260; 4. Williams, 232; 5. Allegheny, 122½; 6. UC San Diego, 104; 7. Wheaton (Ill.), 99; 8. Ithaca, 64; 9. Smith, 53; 10. Bowdoin, 46½; 11. Rochester Inst., 42; 12. Bryn Mawr, 41; 13. Millikin, 38; 14. Trinity (Conn.), 36; 15. Rochester, 34; 16. Dickinson, 33; 17. Nazareth, 32; 18. Albion, 30; 19. Occidental, 29; 20. St. Catherine, 26; 21. Kalamazoo, 25; 22. (tie) Carlton, Hartwick and Randolph-Macon, 23; 25. Merchant Marine, 22; 26. Frostburg St., 21; 27. (tie) Rowan and St. Lawrence, 20; 29. (tie) Tufts and Wis.-Whitewater, 18; 31. St. Olaf, 17; 32. (tie) Grinnell and Wis.-River Falls, 13; 34. (tie) Denver, DePauw, Hope and MIT, 12; 38. Johns Hopkins, 11; 39. (tie) Carroll (Wis.) and Lake Forest, 10; 41. (tie) Chicago, Colorado Col. and George Williams, 9; 44. Coe, 8; 45. (tie) Denison and Sweet Briar, 7; 47. (tie) Redlands and Wooster, 6; 49. Potsdam St., 5; 50. Albany (N.Y.), 4; 51. (tie) Montclair St., Swarthmore and Wis.-La Crosse, 2; 54. Wash. & Jeff., 1.

1985: 1. Kenyon, 496; 2. Pomona-Pitzer, 348; 3. UC San Diego, 334½; 4. Hamline, 284; 5. Williams, 217; 6. Ithaca, 192; 7. DePauw, 189; 8. Tufts, 157; 9. Emory, 148; 10. (tie) St. Olaf and Montclair St., 143; 12. Wheaton (Ill.), 131; 13. Allegheny, 86; 14. Smith, 72; 15. Millikin, 53; 16. Occidental, 46; 17. (tie) Calvin and Rochester, 45; 19. Frostburg St., 39; 20. (tie) Kalamazoo, Merchant Marine and Nazareth, 37; 23. MIT, 36; 24. Hamilton, 35; 25. Hope, 34; 26. Coe, 33; 27. Case Reserve, 29; 28. Lake Forest, 27; 29. Ohio Northern, 26; 30. Frank & Marsh., 24½; 31. Cortland St., 24; 32. Dickinson, 23; 33. (tie) Denison and Potsdam St., 22; 35. (tie) Rowan and St. Thomas (Minn.), 20; 37. (tie) Willamette and Wis.-River Falls, 19; 39. (tie) Rensselaer and Sweet Briar, 16; 41. (tie) Grinnell and Principia, 15; 43. Redlands, 13; 44. (tie) Centre and Gettysburg, 12; 46. (tie) Macalester and St. Lawrence, 11; 48. (tie) Johns Hopkins and Vassar, 10; 50. Carleton, 9; 51. (tie) Rochester Inst. and Wooster, 6; 53. (tie) St. Catherine and Wis.-Stevens Point, 4; 55. (tie) Bates, Smith and Stony Brook, 2; 58. (tie) Bowdoin, Clark (Mass.) and TCNJ, 1.

1986: 1. Kenyon, 713; 2. UC San Diego, 403½; 3. Pomona-Pitzer, 373; 4. Hamline, 282; 5. Wooster, 166; 6. Hope, 142; 7. Smith, 140½; 8. Williams, 128; 9. Ithaca, 120; 10. Tufts, 107; 11. Coe, 95; 12. DePauw, 84; 13. Rochester, 79; 14. Dickinson, 73; 15. Cortland

St., 70; 16. (tie) Allegheny and William Smith, 67; 18. Wheaton (Ill.), 64; 19. Denison, 62; 20. St. Olaf, 58; 21. Millikin, 57; 22. Gettysburg, 55; 23. Ohio Northern, 44; 24. (tie) Montclair St. and Occidental, 39; 26. Colorado Col., 36; 27. (tie) Calvin and Frostburg St., 25; 29. Rochester Inst., 22; 30. (tie) Rensselaer and Sweet Briar, 17; 32. (tie) Centre and Grinnell, 16; 34. Lake Forest, 15; 35. (tie) Emory and Stony Brook, 13; 37. Frank & Marsh., 12; 38. (tie) St. Catherine and St. Lawrence, 11; 40. Wittenberg, 10; 41. Norwich, 9; 42. (tie) Hamilton and Rockford, 8; 44. MIT, 7; 45. St. Thomas (Minn.), 6; 46. (tie) Wash. & Lee and Wellesley, 5; 48. Clarkson, 2; 49. (tie) Claremont-M.S., Clark (Mass.) and Johns Hopkins, 1.

1987: 1. Kenyon, 659; 2. Pomona-Pitzer, 349½; 3. UC San Diego, 250; 4. Ithaca, 202; 5. Wooster, 183½; 6. Montclair St., 172; 7. Denison, 171; 8. Hope, 164; 9. Ohio Northern, 139½; 10. Lake Forest, 128; 11. Allegheny, 122; 12. Hamline, 119; 13. St. Lawrence, 87; 14. Smith, 67; 15. St. Thomas (Minn.), 57; 16. Amherst, 55; 17. Wittenberg, 51; 18. (tie) Frostburg St. and Williams, 49; 20. Calvin, 44½; 21. (tie) Rochester and Wheaton (Ill.), 44; 23. Colorado Col., 40; 24. New York U., 39; 25. Redlands, 38½; 26. Augustana (Ill.), 37; 27. (tie) DePauw, Coe and MIT, 36; 30. Sweet Briar, 35; 31. TCNJ, 33; 32. Rensselaer, 30; 33. Cortland St., 27; 34. Johns Hopkins, 26; 35. Centre, 25; 36. Buffalo, 20½; 37. Dickinson, 19; 38. (tie) Clark (Mass.), Norwich and St. Catherine, 16; 41. William Smith, 15; 42. Rochester Inst., 13; 43. Occidental, 11; 44. St. Olaf, 10; 45. Grinnell, 9; 46. Frank & Marsh., 6; 47. (tie) Millikin and Tufts, 4; 49. (tie) Hamilton, Hartwick, Loras and Swarthmore, 3; 53. Emory, 2; 54. Gettysburg, 1.

1988: 1. Kenyon, 581½; 2. UC San Diego, 338½; 3. Denison, 288½; 4. Allegheny, 235½; 5. Hope, 214; 6. Emory, 207½; 7. Ithaca, 190; 8. St. Olaf, 187; 9. Wooster, 184; 10. Johns Hopkins, 160½; 11. Claremont-M.S., 116½; 12. Pomona-Pitzer, 115; 13. Wittenberg, 79; 14. Williams, 67; 15. Tufts, 64; 16. Ohio Northern, 53; 17. Ohio Wesleyan, 52; 18. Rensselaer, 51; 19. Colby, 47; 20. Gettysburg, 43; 21. MIT, 38; 22. St. Catherine, 34; 23. (tie) Clark (Mass.) and Smith, 31; 25. (tie) Albany (N.Y.) and Calvin, 27; 27. (tie) Augustana (Ill.) and Lake Forest, 26; 29. Norwich, 25; 30. (tie) Hamline, Montclair St. and St. Benedict, 23; 33. (tie) Amherst and Grinnell, 22; 35. Wellesley, 21; 36. Dickinson, 20; 37. Millikin, 16; 38. Rochester Inst., 13½; 39. DePauw, 13; 40. William Smith, 10; 41. Connecticut Col., 9; 42. Buffalo, 8; 43. New York U., 6; 44. (tie) Bowdoin, Brandeis and Hartwick, 4; 47. (tie) Buena Vista and Cortland St., 3; 49. (tie) Loras and St. Thomas (Minn.), 2; 51. Hamilton, 1.

1989: 1. Kenyon, 631; 2. UC San Diego, 298½; 3. St. Olaf, 240; 4. Ithaca, 225; 5. Denison, 224; 6. Wooster, 17; 7. Emory, 152; 8. Gettysburg, 139; 9. Johns Hopkins, 138; 10. Hope, 136; 11. Allegheny, 127½; 12. Pomona-Pitzer, 118; 13. Hamline, 113; 14. Williams, 96; 15. Hartwick, 80; 16. MIT, 77; 17. Wittenberg, 74; 18. Millikin, 55; 19. Claremont-M.S., 51½; 20. Rochester, 49; 21. Mount Union, 45; 22. Colby, 44; 23. Wheaton (Ill.), 40; 24. Amherst, 37½; 25. Cortland St., 37; 26. Carnegie Mellon, 34; 27. Tufts, 31; 28. Redlands, 30; 29. Dickinson, 29; 30. Chicago, 28; 31. Kalamazoo, 27; 32. Rensselaer, 26; 33. William Smith, 22; 34. Washington (Mo.), 21; 35. Mary Washington, 18; 36. New York U., 16; 37. (tie) Brandeis and Plymouth St., 15; 39. (tie) Alfred, Frank & Marsh. and Ohio Wesleyan, 14; 42. (tie) Norwich and Wash. & Lee, 13; 44. (tie) Rochester Inst. and Union (N.Y.), 12; 46. (tie) Albany (N.Y.) and Calvin, 11; 48. St. Lawrence, 9; 49. Grinnell, 7; 50. UC Santa Cruz, 6; 51. (tie) Bowdoin and Lake Forest, 5; 53. (tie) Centre and Gust. Adolphus, 4; 55. Wellesley, 3; 56. (tie) Loras, Scranton and Swarthmore, 2; 59. Wm. Paterson, 1.

1990: 1. Kenyon, 506; 2. UC San Diego, 443; 3. Denison, 340½; 4. Allegheny, 262; 5. St. Olaf, 255; 6. Williams, 204; 7. Gettysburg, 174; 8. Emory, 147; 9. Ithaca, 136; 10. Johns Hopkins, 128; 11. MIT, 125; 12. Wheaton (Ill.), 114; 13. Frank & Marsh., 94½; 14. Union (N.Y.), 68; 15. Hartwick, 62; 16. Tufts, 53; 17. Washington (Mo.), 51; 18. Augustana (Ill.), 49; 19. Pomona-Pitzer, 47; 20. TCNJ, 46; 21. Wm. Paterson, 42; 22. Wooster, 41; 23. (tie) Amherst and Colorado Col., 37; 25. Carnegie Mellon, 35; 26. (tie) New York U. and Redlands, 34; 28. Chicago, 33; 29. Hamline, 27; 30. (tie) Rochester and Wellesley, 25; 32. Cal St. San B'dino, 24; 33. Mount Union, 18; 34. Smith, 13; 35. (tie) Lake Forest and Washington (Md.), 11; 37. St. Catherine, 10; 38. Rowan, 9; 39. Brandeis, 8; 40. (tie) Bowdoin, Connecticut Col. and St. Thomas (Minn.), 7; 43. (tie)

Indoor Track

DIVISION I



2003 Championships

Edited by: Scott Deitch

Highlights



South Carolina's LeShinda Demus approaches the finish of her winning 400-meter dash effort.

Tigers Use Shortness to Their Advantage: LSU's sweep of first places in the three shortest races led the Tigers to a second consecutive title March 14-15 at Arkansas.

Muna Lee won the 60- and 200-meter dashes, and Lolo Jones captured the 60-meter high hurdles, as LSU earned 62 points. Florida and South Carolina tied for second place with 44 points each.

Jones also came in sixth in the 60-meter dash, and Stephanie Durst placed sixth in the 200 meters. All told, the Tigers totaled 36 points in the three events.

Florida dominated the 20-pound weight throw with five of the eight place-winners. Erin Gilreath won the event and teammate Jukina Dickerson was second, as the Gators racked up 30 of the 40 points available.

LeShinda Demus led South Carolina by winning the 400-meter dash.

Auburn's Elva Goulbourne joined Lee as a double winner. Goulbourne soared to victory in both the long and triple jumps, in addition to placing second after Lee in the 60 meters.

Goulbourne also set a meet record in the long jump. Colorado's Sara Gorton established a new mark in the 5,000-meter run, and the Texas quartet of Keasha Downer, Raasin McIntosh, Moushumi Robinson and Sanya Richards lowered the 1,600-meter relay record.

For more, see the March 31, 2003, issue of The NCAA News at www.ncaa.org on the World Wide Web.

TEAM STANDINGS

1. LSU.....	57	Southern Methodist.....	10	36. Akron.....	4
2. Florida.....	44	West Virginia.....	10	Georgia.....	4
South Carolina.....	44	21. Cal Poly.....	9	Texas St.....	4
4. North Carolina.....	38	Penn St.....	9	39. Missouri.....	3 1/2
5. Texas.....	35	23. Kent St.....	8	40. Minnesota.....	3
6. Stanford.....	32	Mississippi St.....	8	North Carolina St.....	3
7. Auburn.....	29	Tennessee.....	8	42. Arizona.....	2 1/2
8. Indiana.....	24	26. Washington St.....	7	43. Arizona St.....	2
UCLA.....	24	27. Georgetown.....	6	Ball St.....	2
10. Arkansas.....	22	Illinois.....	6	Florida A&M.....	2
11. Nebraska.....	18	Iowa St.....	6	Kentucky.....	2
12. Colorado.....	16	Jacksonville.....	6	Northwestern St.....	2
13. Brigham Young.....	15	Kansas St.....	6	Oklahoma.....	2
14. Miami (Fla.).....	14	32. Michigan.....	5	Wake Forest.....	2
15. Oregon.....	13	Notre Dame.....	5	Wisconsin.....	2
16. Yale.....	12	Oral Roberts.....	5	51. Colorado St.....	1
17. Florida St.....	10	Providence.....	5	Idaho.....	1
Northern Ariz.....	10			William & Mary.....	1

INDIVIDUAL RESULTS

60-meter dash: 1. Muna Lee, LSU, 7.17; 2. Elva Goulbourne, Auburn, 7.24; 3. Monique Tubbs, Jacksonville, 7.26; 4. Lauryn Williams, Miami (Fla.), 7.29; 5. Aleen Bailey, South Carolina, 7.30; 6. Lolo Jones, LSU, 7.30; 7. Rachelle Boone, Indiana, 7.35; 8. Laverne Jones, Oklahoma, 7.44.

200-meter dash: 1. Muna Lee, LSU, 22.61; 2. Sanya Richards, Texas, 22.90; 3. Rachelle Boone, Indiana, 22.99; 4. Aleen Bailey, South Carolina, 23.03; 5. Miki Barber, South Carolina, 23.12; 6. Stephanie Durst, LSU, 23.18; 7. Erica Whipple, South Carolina, 23.21; 8. Laverne Jones, Oklahoma, 23.53.

400-meter dash: 1. LeShinda Demus, South Carolina, 51.79; 2. Sanya Richards, Texas, 51.87; 3. Nadia Davy, LSU, 52.06; 4. Marsha Dawkins, Oral Roberts, 52.26; 5. Demetria Washington, South Carolina, 52.32; 6. Faith Rein, Florida, 52.57; 7. Moushumi Robinson, Texas, 52.88; 8. Miki Barber, South Carolina, 53.03.

800-meter run: 1. Lena Nilsson, UCLA, 2:05.13; 2. Nicole Cook, Tennessee, 2:05.19; 3. Marian Burnett, LSU, 2:06.43; 4. Alice Schmidt, North Carolina, 2:07.31; 5. Beata Rudzinska, Akron, 2:07.42; 6. Maggie Vessey, Cal Poly, 2:08.16; 7. Kristina Bratton, Florida, 2:09.19; 8. Tiffany Burgess, UCLA, 2:09.51.

Mile run: 1. Johanna Nilsson, Northern Ariz., 4:32.49; 2. Tiffany McWilliams, Mississippi St., 4:36.51; 3. Christin Wurth, Arkansas, 4:41.73; 4. Roisin McGettigan, Providence, 4:42.06; 5. Londa Bevins, Arkansas, 4:42.89; 6. Jaime Cottle, Brigham Young, 4:43.40; 7. Lauren King, Notre Dame, 4:43.89; 8. Malindi Elmore, Stanford, 4:45.42.

3,000-meter run: 1. Shalane Flanagan, North Carolina, 9:01.05; 2. Lauren Fleshman, Stanford, 9:01.58; 3. Sara Gorton, Colorado, 9:07.16; 4. Megan Metcalfe, West Virginia, 9:10.35; 5. Michaela Mannova, Brigham Young, 9:11.61; 6. Amy Mortimer,

Kansas St., 9:15.08; 7. Lisa Aguilera, Arizona St., 9:18.80; 8. Alicia Craig, Stanford, 9:19.51.

5,000-meter run: 1. Sara Gorton, Colorado, 15:39.25; 2. Kate O'Neill, Yale, 15:40.88; 3. Alicia Craig, Stanford, 15:43.04; 4. Lauren Fleshman, Stanford, 15:47.36; 5. Laura O'Neill, Yale, 15:57.64; 6. Kristin Price, North Carolina St., 16:03.13; 7. Annie Bersagel, Wake Forest, 16:08.77; 8. Alison Henderson, William & Mary, 16:09.65.

60-meter high hurdles: 1. Lolo Jones, LSU, 8.00; 2. Danielle Carruthers, Indiana, 8.01; 3. Perdita Felicien, Illinois, 8.04; 4. Sharianne Lawson, Miami (Fla.), 8.13; 5. Nichole Denby, Texas, 8.15; 6. Raasin McIntosh, Texas, 8.16; 7. Sheena Johnson, UCLA, 8.18; 8. Angela Whyte, Idaho, 8.18.

1,600-meter relay: 1. Texas (Keasha Downer, Raasin McIntosh, Moushumi Robinson, Sanya Richards), 3:27.66; 2. South Carolina, 3:28.25; 3. LSU, 3:32.16; 4. UCLA, 3:33.24; 5. Miami (Fla.), 3:33.37; 6. Florida, 3:34.05; 7. Washington St., 3:35.49; 8. North Carolina, 3:37.14.

Distance medley relay: 1. North Carolina (Erin Donohue, Anissa Gainey, Alice Schmidt, Shalane Flanagan), 11:00.20; 2. Brigham Young, 11:06.81; 3. Georgetown, 11:10.95; 4. West Virginia, 11:11.98; 5. Arkansas, 11:13.00; 6. Stanford, 11:13.26; 7. Wisconsin, 11:14.56; 8. Auburn, 11:15.62.

High jump: 1. Nevena Lendel, Southern Methodist, 1.89 (6-2¹/₄); 2. Alexandra Church, Kent St., 1.87 (6-1¹/₂); 3. Gina Rickert, Iowa St., 1.87 (6-1¹/₂); 4. Whitney Evans, Washington St., 1.85 (6-0³/₄); 5. Becky Collins, Texas St., 1.83 (6-0); 6. Morgan High, Kansas St., 1.83 (6-0); 7. Marisa Uzoaru, Florida A&M, 1.83 (6-0); 8. Jessica Johnson, Arkansas, 1.80 (5-10³/₄).

Pole vault: 1. Lacy Janson, Florida St., 4.45 (14-7¹/₄); 2. Becky Holliday, Oregon, 4.35 (14-3¹/₄); 3. April Steiner, Arkansas, 4.35 (14-3¹/₄); 4. Niki McEwen,

Oregon, 4.25 (13-11¹/₄); 5. Fanni Juhasz, Georgia, 4.15 (13-7¹/₄); 6. (tie) Amy Linnen, Arizona, and Jennifer Bennett, Missouri, 4.15 (13-7¹/₄); 8. (tie) Jennifer Culp, Arkansas, and Stacie Manuel, Arkansas, 4.05 (13-3¹/₂).

Long jump: 1. Elva Goulbourne, Auburn, 6.81 (22-4¹/₄); 2. Rose Richmond, Indiana, 6.45 (21-2); 3. Antoinette Wilks, South Carolina, 6.39 (20-11³/₄); 4. Ineta Radevica, Nebraska, 6.37 (20-10³/₄); 5. Chi-Chi Aduba, Penn St., 6.30 (20-8); 6. Tameisha King, Notre Dame, 6.25 (20-6¹/₄); 7. Stephanie Sowell, Northwestern St., 6.25 (20-6¹/₄); 8. Patricia Soman, Ball St., 6.22 (20-5).

Triple jump: 1. Elva Goulbourne, Auburn, 13.78 (45-2¹/₂); 2. Nicole Toney, LSU, 13.77 (45-2¹/₄); 3. Krisztina Kovesi, Nebraska, 13.44 (44-1¹/₄); 4. Chi-Chi Aduba, Penn St., 13.38 (43-10³/₄); 5. Ineta Radevica, Nebraska, 13.37 (43-10¹/₂); 6. Shani Marks, Minnesota, 13.36 (43-10); 7. Simidele Adeagbo, Kentucky, 13.31 (43-8); 8. Patricia Soman, Ball St., 13.20 (43-3³/₄).

Shot put: 1. Laura Gerraughly, North Carolina, 18.06 (59-3); 2. Jillian Camarena, Stanford, 17.44 (57-2³/₄); 3. Stephanie Brown, Cal Poly, 17.28 (56-8¹/₂); 4. April Phillips, Michigan, 16.76 (55-0); 5. Kim Barrett, Florida, 16.62 (54-6¹/₂); 6. Becky Breisch, Nebraska, 16.56 (54-4); 7. Karen Freberg, Florida, 16.56 (54-4); 8. Janae Strickland, Missouri, 16.41 (53-10¹/₄).

20-pound weight throw: 1. Erin Gilreath, Florida, 22.04 (72-3³/₄); 2. Jukina Dickerson, Florida, 20.69 (67-10³/₄); 3. Cari Soong, UCLA, 20.54 (67-4³/₄); 4. LaQuanda Cotten, Florida, 20.40 (66-11¹/₄); 5. Kim Barrett, Florida, 20.38 (66-10¹/₂); 6. Marilyn Brown, Florida, 20.16 (66-1³/₄); 7. Laura Gerraughly, North Carolina, 19.67 (64-6¹/₂); 8. Loree Smith, Colorado St., 19.38 (63-7).

History

Team Results

Year	Champion	Coach	Points	Runner-Up	Points	Host or Site
1983	Nebraska	Gary Pepin	47	Tennessee	44	Pontiac, Mich.
1984	Nebraska	Gary Pepin	59	Tennessee	48	Syracuse, N.Y.
1985	Florida St.	Gary Winckler	34	Texas	32	Syracuse, N.Y.
1986	Texas	Terry Crawford	31	Southern California	26	Oklahoma City
				Tennessee	26	
1987	LSU	Billy Maxwell	49	Tennessee	30	Oklahoma City
1988	Texas	Terry Crawford	71	Villanova	52	Oklahoma City
1989	LSU	Pat Henry	61	Villanova	34	Indianapolis
1990	Texas	Terry Crawford	50	Wisconsin	26	Indianapolis
1991	LSU	Pat Henry	48	Texas	39	Indianapolis
1992	Florida	Bev Kearney	50	Stanford	26	Indianapolis
1993	LSU	Pat Henry	49	Wisconsin	44	Indianapolis
1994	LSU	Pat Henry	48	Alabama	29	Indianapolis
1995	LSU	Pat Henry	40	UCLA	37	Indianapolis
1996	LSU	Pat Henry	52	Georgia	34	Indianapolis
1997	LSU	Pat Henry	49	Texas	39	Indianapolis
				Wisconsin	39	
1998	Texas	Bev Kearney	60	LSU	30	Indianapolis
1999	Texas	Bev Kearney	61	LSU	57	Indianapolis
2000	UCLA	Jeannette Bolden	51	South Carolina	41	Arkansas
2001	UCLA	Jeannette Bolden	53 1/2	South Carolina	40	Arkansas
2002	LSU	Pat Henry	57	UCLA	43	Arkansas
2003	LSU	Pat Henry	62	Florida	44	Arkansas
				South Carolina	44	Arkansas

1993 Monifa Taylor, Florida, 7.53
 1994 Dionne Rose, Middle Tenn., 7.60
 1995 Gillian Russell, Miami (Fla.), 7.49
 1996 Kim Carson, LSU, 7.44
 1997 Tiffany Lott, Brigham Young, 7.42
 1998 Angie Vaughn, Texas, 7.41

*60-yard hurdles

500-METER RUN

1983 Delisa Walton Floyd, Tennessee, 1:20.21*
 1984 Cathy Ratray, Tennessee, 1:10.82
 1985 Cynthia Green, Grambling, 1:10.46
 1986 Ilrey Oliver, Tennessee, 1:09.68
 1987 Linetta Wilson, Nebraska, 1:08.89

*600 yards

1,000-METER RUN

1983 Tina Krebs, Clemson, 2:28.58*
 1984 Joetta Clark, Tennessee, 2:43.85
 1985 Christine Slythe, LSU, 2:42.23
 1986 Karol Davidson, Texas, 2:42.68
 1987 Trena Hull, UNLV, 2:41.08

*1,000 yards

3,200-METER RELAY

1983 Wisconsin (Ellen Olson, Mary Anne Brunner, Sue Spalholz, Rose Thomson), 8:53.5*
 1984 Tennessee (Karol Davidson, Alison Quelch, Alisa Harvey, Joetta Clark), 8:40.17
 1985 Villanova (Kelly Toole, Debbie Grant, Joanne Kehs, Veronica McIntosh), 8:33.60

1986 Florida (Sandra Braasch, Chris Crowder, Sonja Braasch, Susan Nash), 8:31.74
 1987 Villanova (Kathy Franey, Colleen Gallagher, Michelle DiMuro, Gina Procaccio), 8:24.72
 1988 Villanova (Michelle Bennett, Michelle DiMuro, Meg Moisen, Celeste Halliday), 8:34.05
 1989 Villanova (Meg Moisen, Michelle Bennett, Kim Certain, Michelle DiMuro), 8:34.54
 1990 Villanova (Michelle Torelli, Abby Hunte, Kim Certain, Michelle Bennett), 8:31.95
 1991 Tennessee (Monica Olkowski, Patty Wiegand, Alicia Johnson, Jasmin Jones), 8:36.32
 1992 Wisconsin (Sarah Renk, Julie Cote, Sue Gentes, Amy Wickus), 8:28.41
 1993 Wisconsin (Julie Cote, Sarah Renk, Kim Sherman, Amy Wickus), 8:26.77

Top-Five Team Finishes

Team	1st	2nd	3rd	4th	5th	Best Finish (Year[s])
Alabama	0	1	2	0	2	2nd (1994)
Arizona	0	0	1	1	1	3rd (2001)
Arizona St.	0	0	0	1	0	4th (1990)
Arkansas	0	0	1	1	1	3rd (2000)
Baylor	0	0	0	1	0	4th (1999)
California	0	0	0	1	0	4th (1990)
Clemson	0	0	1	0	0	3rd (2001)
Florida	1	1	3	2	2	1st (1992)
Florida St.	1	0	0	1	0	1st (1985)
Georgetown	0	0	1	0	0	3rd (1998)
Georgia	0	1	0	0	0	2nd (1996)
Grambling	0	0	0	0	1	5th (1985)
Houston	0	0	0	1	0	4th (1983)
Indiana	0	0	0	0	1	5th (1989)
Indiana St.	0	0	0	0	1	5th (1993)
Kansas St.	0	0	0	0	1	5th (1984)
LSU	10	2	1	3	0	1st (1987-89-91-93-94-95-96-97-2002-03)
Michigan	0	0	0	0	1	5th (1998)
Nebraska	2	0	0	3	2	1st (1983-84)
North Carolina	0	0	0	1	1	4th (2003)
Pittsburgh	0	0	1	0	0	3rd (1998)
Providence	0	0	0	1	0	4th (1992)
Rice	0	0	0	0	1	15th (2002)
Seton Hall	0	0	1	0	0	3rd (1994)
South Carolina	0	3	0	2	0	2nd (2000-01-03)
Southern California	0	1	0	1	0	2nd (1986)
Southern Methodist	0	0	1	0	0	3rd (1999)
Stanford	0	1	1	0	1	2nd (1992)
Tennessee	0	4	0	0	0	2nd (1983-84-86-87)
Texas	5	3	4	1	1	1st (1986-88-90-98-99)
UCLA	2	2	0	0	0	1st (2000-01)
UTEP	0	0	0	0	1	5th (1983)
Villanova	0	2	4	2	1	2nd (1988-89)
Virginia	0	0	0	0	1	5th (1983)
Wisconsin	0	3	0	1	0	2nd (1990-93-97)

All-Time Team Results

1983: 1. Nebraska, 47; 2. Tennessee, 44; 3. Stanford, 28; 4. Houston, 24; 5. (tie) UTEP and Virginia, 17¹/₄; 7. (tie) Brigham Young and Michigan St., 14; 9. Wisconsin, 12; 10. (tie) Alabama, Arizona, Clemson, Fairleigh Dickinson, Georgia and Ohio St., 10; 16. (tie) Cal Poly, Villanova, Iowa, Minnesota and Rutgers, 8; 21. (tie) Kentucky and Morgan St., 7; 23. (tie) Harvard, Drake, Texas A&M, Penn St. and Northern Ariz., 6; 28. Florida St., 4¹/₄; 29. (tie) UNLV, North Texas, Oregon and Rice, 4; 33. Michigan, 3¹/₄; 34. (tie) Arkansas, Jackson St., Kansas, Long Island and Oklahoma, 2; 39. (tie) Boston U., Florida, LSU, Missouri, Montana St., North Carolina St. and Princeton, 1.

1984: 1. Nebraska, 59; 2. Tennessee, 48; 3. Villanova, 30; 4. Florida St., 16; 5. Kansas St., 14; 6. Wisconsin, 13; 7. (tie) Arizona and Maryland, 12; 9. (tie) Georgia and Rice, 11; 11. (tie) Fairleigh Dickinson, Missouri, Purdue, Stanford and Washington St., 10; 16. Penn St., 9; 17. (tie) Air Force, Alabama, Houston, Indiana, Northern Ariz. and Texas, 8; 23. Florida, 7; 24. (tie) Cal St. L.A., Drake and Southern U., 6; 27. (tie) Auburn and La.-Monroe, 5; 29. (tie) Georgetown, Michigan St., Minnesota, Virginia and Washington, 4; 34. Michigan, 3; 35. (tie) North Carolina St., Oklahoma, UTEP

and Texas Southern, 2; 39. (tie) Delaware St., Grambling, Oklahoma St. and Oregon St., 1.

1985: 1. Florida St., 34; 2. Texas, 32; 3. LSU, 28; 4. Nebraska, 26; 5. Grambling, 24; 6. Tennessee, 22; 7. (tie) Houston, Indiana and Rice, 20; 10. Washington St., 18; 11. Villanova, 17; 12. Clemson, 16; 13. Arizona, 15; 14. TCU, 14; 15. Alabama, 12; 16. Kansas St., 11; 17. (tie) Oklahoma St. and Purdue, 10; 19. Wisconsin, 9; 20. (tie) Georgia, Oregon, Southern California and Texas Southern, 8; 24. Kansas, 7; 25. (tie) Penn St. and Virginia, 6; 27. Florida, 5; 28. Temple, 4; 29. (tie) Brigham Young, Delaware St., Fresno St., Howard, Michigan and UNLV, 2; 35. (tie) Eastern Ky., Missouri and Southern U., 1.

1986: 1. Texas, 31; 2. (tie) Southern California and Tennessee, 26; 4. LSU, 24; 5. Alabama, 23; 6. Florida St., 16; 7. Kansas St., 14; 8. (tie) Arizona, Arizona St. and Kentucky, 12; 11. (tie) Florida and Rice, 11; 13. (tie) Abilene Christian, Auburn, Georgia, UTEP and Wisconsin, 10; 18. Nebraska, 9; 19. (tie) Clemson, Michigan, St. Augustine's and Villanova, 8; 23. (tie) Missouri and Virginia, 6; 25. (tie) Eastern Mich., Fresno St., Oklahoma St. and Washington St., 4; 29. (tie) Houston and Temple, 3; 31. (tie) Brigham Young, Delaware St. and Eastern Ky., 2; 34. (tie) La.-Monroe, Purdue, St. Joseph's and Wichita St., 1.

[Note: Standings adjusted due to a student-athlete from Alabama being declared ineligible.]

1987: 1. LSU, 49; 2. Tennessee, 30; 3. Villanova, 24; 4. (tie) Arizona and Texas, 22; 6. (tie) Nebraska and Stanford, 20; 8. Southern California, 19; 9. Virginia, 16; 10. Alabama, 15; 11. Florida, 12; 12. UNLV, 11; 13. (tie) Georgia, Kansas St. and Wisconsin, 10; 16. (tie) Eastern Ky., Florida St., Missouri and Rice, 8; 20. Brigham Young, 6; 21. (tie) Arizona St., Arkansas, Iowa St., Kentucky, Oklahoma St. and Syracuse, 4; 27. (tie) Colorado, Indiana, Kansas and Temple, 2; 31. (tie) Fresno St., Iowa, Michigan St. and Washington St., 1.

1988: 1. Texas, 71; 2. Villanova, 52; 3. Alabama, 33; 4. Southern California, 32; 5. Nebraska, 21; 6. LSU, 17; 7. Indiana, 16; 8. (tie) Arizona St. and Washington, 14; 10. (tie) Florida and Tennessee, 12; 12. George Mason, 11; 13. East Tenn. St., 10; 14. Illinois, 9; 15. (tie) Michigan and Wisconsin, 8; 17. Missouri, 7; 18. (tie) Arizona, Houston, North Carolina, Rice and Texas Southern, 6; 23. (tie) Kentucky, Seton Hall and Stanford, 4; 26. (tie) Fresno St., Idaho St. and Purdue, 3; 29. (tie) Eastern Ky. and Oklahoma St., 2; 31. Iowa, 1.

1989: 1. LSU, 61; 2. Villanova, 34; 3. (tie) Alabama and Texas, 24; 5. Indiana, 22; 6. Rice, 18; 7. Nebraska, 17; 8. (tie) Kentucky, Missouri and North Carolina, 15; 11. (tie) Florida and Stanford, 12; 13. (tie) Arizona, Illinois, Iowa St.,

Oklahoma St., UTEP, Texas Southern, Weber St. and Wisconsin, 10; 21. Houston, 8¹/₃; 22. (tie) Iowa and UNLV, 8; 24. (tie) Maryland, Ohio St. and Southern California, 6; 27. North Carolina St., 5; 28. (tie) Michigan, Murray St., Texas-San Antonio and Virginia, 4; 32. (tie) Auburn and Wichita St., 2¹/₃; 34. (tie) Brown, Florida St., Harvard, Kansas St., Oklahoma, Providence and Tennessee, 2; 41. (tie) Appalachian St., Boston U. and Cornell, 1.

1990: 1. Texas, 50; 2. Wisconsin, 26; 3. Florida, 22¹/₂; 4. (tie) Arizona St. and California, 20; 6. Villanova, 18; 7. Indiana, 16; 8. (tie) LSU, Nebraska and Tennessee, 14; 11. (tie) Auburn, Colorado, Florida St., Harvard, Kentucky, Oklahoma, Providence and UCLA, 10; 19. Iowa St., 9; 20. (tie) Arizona, Arkansas, Minnesota, North Carolina and Texas Southern, 8; 25. (tie) Michigan, Murray St., Oklahoma St., Rice, Southern California, Syracuse and Texas-San Antonio, 6; 32. Kansas St., 5¹/₂; 33. (tie) Brown, Cornell, Georgetown, Howard, Jackson St., Penn St. and Utah St., 4; 40. Illinois, 3; 41. (tie) Alabama, Clemson, La-Monroe and North Carolina St., 2; 45. (tie) Georgia, Indiana St., Northern Ariz. and UTEP, 1.

1991: 1. LSU, 48; 2. Texas, 39; 3. Villanova, 35; 4. Nebraska, 27; 5. Florida, 25; 6. (tie) Arizona St. and Tennessee, 24; 8. North Carolina, 21; 9. Alabama, 17; 10. Arizona, 16; 11. (tie) North Carolina St. and UCLA, 12; 13. Arkansas, 11; 14. (tie) Boston U., Cornell, George Mason and Iowa St., 10; 18. (tie) Eastern Mich., Indiana St., Kentucky and Wisconsin, 8; 22. (tie) Colorado, Kent St. and UNLV, 6; 25. (tie) Baylor, Florida St., Rice and Stanford, 4; 29. (tie) Brigham Young, Kansas St., Oklahoma, St. Joseph's, UTEP and Washington St., 2; 35. (tie) Clemson, Georgetown, Houston, Minnesota and Oregon, 1.

1992: 1. Florida, 50; 2. Stanford, 26; 3. Villanova, 22; 4. (tie) LSU, Providence and Wisconsin, 20; 7. (tie) Georgia Tech, Houston and Nebraska, 18; 10. Texas, 15; 11. (tie) Auburn and UCLA, 14; 13. (tie) Arizona St. and Tennessee, 12; 15. (tie) Alabama, Eastern Mich., Iowa, Iowa St. and Miami (Fla.), 10; 20. Cornell, 9; 21. George Mason, 8¹/₂; 22. (tie) Clemson, Indiana, UNLV and Rice, 8; 26. (tie) Morgan St., North Carolina and North Carolina St., 6; 29. (tie) Georgetown and Seton Hall, 5; 31. (tie) Arkansas, Kansas St. and Maryland, 4; 34. (tie) Arizona, Brigham Young, Fordham, Indiana St., Southern Methodist and William & Mary, 2; 40. (tie) Florida A&M, UTEP and Virginia, 1; 43. Utah, 1/2.

1993: 1. LSU, 49; 2. Wisconsin, 44; 3. Florida, 34; 4. Villanova, 22; 5. (tie) Alabama and Indiana St., 20; 7. Texas, 18; 8. (tie) Arizona, Arkansas and Auburn, 16; 11. Houston, 14; 12. (tie) Nebraska and Seton Hall, 13; 14. (tie) Iowa and Utah St., 10; 16. (tie) Arizona St., Illinois, Kansas St., UNLV and Oklahoma, 8; 21. (tie) Appalachian St., James Madison, Montana St., North Carolina, UCLA and Western Mich., 6; 27. (tie) Brigham Young, Colorado, Georgia Tech, Maryland, Miami (Fla.) and Purdue, 4; 33. (tie) Clemson and Michigan, 3; 35. (tie) Eastern Mich., Georgetown and TCU, 2; 38. (tie) Boston U., Fresno St., George Mason, Penn St., Pittsburgh, Rice and Virginia, 1.

1994: 1. LSU, 48; 2. Alabama, 29; 3. (tie) Seton Hall and Texas, 28; 5. (tie) Arizona and Nebraska, 26; 7. Michigan, 23; 8. Middle Tenn., 21; 9. Indiana St., 20; 10. Villanova, 19; 11. Tennessee, 17; 12. (tie) Arizona St., Illinois, Providence and UCLA, 15; 16. Wisconsin, 13; 17. (tie) Georgetown and Rice, 11; 19. Oklahoma, 10; 20. (tie) Arkansas, George Mason and Kentucky, 9; 23. (tie) Brigham Young, Georgia Tech, Houston and Stanford, 8; 27. (tie) Georgia and Virginia, 7; 29. (tie) Clemson, Fresno St. and TCU, 6; 32. (tie) Cornell, UNLV, Pittsburgh, Purdue and Washington, 5; 37. (tie) Boston U. and Weber St., 4; 39. (tie) Colorado, Florida A&M, North Carolina and Northern Iowa, 3; 43. (tie) Bowling Green, Eastern Mich., Kent St., Michigan St., Mississippi and William & Mary, 2; 49. (tie) Auburn, Kansas, Missouri, Oral Roberts, Princeton, St. John's (N.Y.) and Texas Tech, 1.

1995: 1. LSU, 40; 2. UCLA, 37; 3. Texas, 32; 4. (tie) Arkansas and Villanova, 31; 6. Pittsburgh, 22; 7. Georgia,

20; 8. (tie) Nebraska and North Carolina, 19; 10. Wisconsin, 18; 11. Florida, 16; 12. George Mason, 15¹/₂; 13. (tie) Baylor and UTEP, 14; 15. Alabama, 13; 16. (tie) Kansas St. and Miami (Fla.), 12; 18. Tennessee, 11; 19. (tie) Arizona St., Colorado, Seton Hall and West Virginia, 10; 23. Brigham Young, 9; 24. Illinois, 8¹/₂; 25. (tie) Auburn, Boston U., Eastern Mich., Kent St. and Providence, 8; 30. (tie) Arizona, Portland, Purdue and Texas A&M, 6; 34. (tie) Boston College, Rice and Stanford, 5; 37. (tie) James Madison, Michigan and Southern Methodist, 4; 40. (tie) Minnesota and Virginia, 3; 42. (tie) Bowling Green, Georgetown, Indiana St., Northern Iowa and Prairie View, 2; 47. (tie) UAB, Cornell, Harvard and Texas-Arlington, 1.

1996: 1. LSU, 52; 2. Georgia, 34; 3. Texas, 31; 4. (tie) Florida and Nebraska, 28; 6. Illinois, 27¹/₂; 7. (tie) Georgetown and UCLA, 22; 9. Wisconsin, 20; 10. (tie) North Carolina, South Carolina and Villanova, 19; 13. (tie) Oregon and Pittsburgh, 18; 15. (tie) Auburn, Brigham Young and Kansas, 16; 18. Providence, 13; 19. George Mason, 12; 20. Florida St., 10; 21. Southern Methodist, 9; 22. (tie) Arkansas, Ark-Little Rock, Dartmouth, Purdue and Vanderbilt, 8; 27. (tie) Colorado and Stanford, 7; 29. UAB, 6; 30. (tie) Penn St. and Syracuse, 5; 32. Kansas St., 4¹/₂; 33. (tie) Arizona, Clemson, Coppin St., Michigan, Northeastern, Princeton, Texas A&M and West Virginia, 4; 41. (tie) Arizona St., Fresno St., Georgia Tech, Miami (Fla.), Michigan St. and Texas-San Antonio, 3; 47. (tie) Baylor, Florida Int'l, Kentucky and North Carolina St., 2; 51. (tie) Cal St. Northridge, Cornell and Maryland, 1.

1997: 1. LSU, 49; 2. (tie) Texas and Wisconsin, 39; 4. South Carolina, 36; 5. Florida, 35; 6. Georgetown, 32; 7. UCLA, 24; 8. Pittsburgh, 23; 9. (tie) Nebraska and Villanova, 20; 11. (tie) Brigham Young and Kansas St., 18; 13. Michigan St., 17; 14. George Mason, 16; 15. North Carolina, 14; 16. Auburn, 13¹/₂; 17. Northern Ariz., 12; 18. (tie) Arizona, Ark-Little Rock, Illinois and Rice, 10; 22. Kentucky, 9; 23. (tie) Southern Methodist and Vanderbilt, 8; 25. Oklahoma St., 7; 26. (tie) Oklahoma and Stanford, 6; 28. (tie) Baylor, Boston College, Cornell, Florida St., Miami (Fla.) and Texas-San Antonio, 5; 34. (tie) Dartmouth, Florida Int'l, Illinois St. and Seton Hall, 4; 38. (tie) Cal St. Northridge, Colorado, Iowa St., UTEP and Tulane, 3; 43. (tie) James Madison, UNLV, Southwest Mo. St., Texas A&M and Utah St., 2; 48. Indiana, 1¹/₂; 49. (tie) Arkansas and West Virginia, 1.

1998: 1. Texas, 60; 2. LSU, 30; 3. (tie) Georgetown and Pittsburgh, 26; 5. Michigan, 24¹/₂; 6. Florida, 24; 7. Southern Methodist, 23; 8. Georgia, 21; 9. Wisconsin, 20; 10. Brigham Young, 18¹/₂; 11. (tie) Baylor and South Carolina, 18; 13. Auburn, 17; 14. Providence, 14; 15. (tie) Fresno St. and Vanderbilt, 13; 17. (tie) Kansas and Villanova, 12; 19. (tie) North Carolina and UCLA, 11; 21. (tie) Arizona, Kansas St., Stanford and Texas A&M, 10; 25. (tie) Colorado and UTEP, 9; 27. (tie) Arkansas, Boston College, Coastal Caro. and Georgia Tech, 8; 31. (tie) Illinois and Tennessee, 7; 33. (tie) Clemson, Eastern Ky., Harvard, Long Beach St. and Wyoming, 6; 38. (tie) Bowling Green, Houston, Oklahoma St., Purdue and Weber St., 5; 43. (tie) East Tenn. St., Eastern Mich., Miami (Fla.), Nebraska, Texas-San Antonio and Wichita St., 4; 49. (tie) Dartmouth, Florida Int'l, George Mason, Iowa St., Kentucky and Tulane, 3; 55. Arizona St., 2¹/₂; 56. (tie) Texas-Arlington and Valparaiso, 2; 58. (tie) Colorado St., James Madison, Montana St. and North Carolina St., 1; 62. Utah St., 1/2.

1999: 1. Texas, 61; 2. LSU, 57; 3. Southern Methodist, 25; 4. (tie) Baylor and Florida, 24; 6. (tie) Brigham Young and Pittsburgh, 23; 8. (tie) UCLA and Wisconsin, 22; 10. North Carolina, 21; 11. Villanova, 15; 12. West Virginia, 14; 13. (tie) Arkansas, George Mason and Georgia Tech, 13; 16. Tulane, 12; 17. Georgetown, 11; 18. (tie) Florida Int'l, Fresno St., Georgia, Purdue, South Carolina and Texas Tech, 10; 24. (tie) Appalachian St., Cal Poly, Harvard, Michigan, Minnesota and Penn St., 8; 30. Illinois, 7¹/₂; 31. Colorado, 7; 32. (tie) Arizona St., Kansas, Kansas St., Miami (Fla.), Tennessee and UTEP, 6; 38. (tie) Oklahoma St., Providence, Syracuse and Texas A&M, 5; 42. Oregon, 4¹/₂; 43. (tie) Auburn, Indiana

St. and Kent St., 4; 46. Utah St., 3¹/₂; 47. (tie) Ball St., Missouri, Notre Dame, Rice, Stanford and Wyoming, 3; 53. Washington St., 2¹/₂; 54. (tie) Alabama, Iowa St. and Mississippi, 2; 57. (tie) Arizona, UNLV, South Fla. and Southwest Mo. St., 1.

2000: 1. UCLA, 51; 2. South Carolina, 41; 3. Arkansas, 37; 4. LSU, 36; 5. Villanova, 31; 6. Brigham Young, 28; 7. Kansas St., 25; 8. Texas, 23; 9. Auburn, 18; 10. Southern Methodist, 16; 11. Stanford, 15; 12. Nebraska, 14¹/₂; 13. (tie) Florida St., Georgetown and UTEP, 14; 16. Ohio St., 12; 17. Purdue, 11; 18. (tie) Florida, Harvard, Manhattan, Mississippi and Pittsburgh, 10; 23. (tie) Arizona, Arizona St., Houston, Norfolk St., Rice, Syracuse and Wyoming, 8; 30. (tie) Baylor, Cal Poly, Miami (Fla.) and North Carolina, 7; 34. (tie) Arkansas St., Indiana St., South Fla. and Texas Tech, 6; 38. (tie) Iowa St., Missouri, Oregon and Southern U., 5; 42. (tie) Georgia, Illinois, Kansas, Texas A&M and West Virginia, 4; 47. (tie) Long Beach St., Va. Commonwealth and Wisconsin, 3; 50. (tie) Georgia Tech, Jacksonville, Minnesota, North Carolina St., Oral Roberts and Seton Hall, 2; 56. (tie) Cal St. Northridge, Eastern Mich. and Texas-Arlington, 1; 59. Weber St., 1/2.

2001: 1. UCLA, 53¹/₂; 2. South Carolina, 40; 3. (tie) Arizona and Clemson, 30; 5. Arkansas, 24; 6. Colorado, 22; 7. (tie) Houston, Missouri and UTEP, 21; 10. North Carolina, 19¹/₃; 11. Texas, 18; 12. Florida, 17; 13. Georgia, 14¹/₂; 14. (tie) Indiana, LSU and Southern Methodist, 14; 17. Ohio St., 13; 18. Nebraska, 12; 19. Brigham Young, 11¹/₃; 20. (tie) Georgetown and Miami (Fla.), 11; 22. (tie) Boston College, Harvard and Jacksonville, 10; 25. (tie) Arizona St. and Kansas St., 9; 27. (tie) Akron, Illinois and Mississippi St., 8; 30. Wake Forest, 7; 31. (tie) California, Florida Int'l, Florida St., Mississippi, Rice, Stanford and Wisconsin, 6; 38. (tie) Colorado St., Kentucky, New Orleans, Tulane and Virginia Tech, 5; 43. (tie) Alabama and Ark-Little Rock, 4; 45. (tie) Eastern Mich., Iowa St., South Fla., Texas-Arlington, Texas A&M and TCU, 3; 51. (tie) Coastal Caro., Connecticut, Duke, Michigan, Oklahoma and Penn St., 2; 57. Pittsburgh, 1¹/₃; 58. (tie) Cincinnati, UMBC, Montana, Notre Dame, Tennessee and West Virginia, 1.

2002: 1. LSU, 57; 2. UCLA, 43; 3. Florida, 35; 4. South Carolina, 31; 5. (tie) North Carolina, Rice and Stanford, 25; 8. Indiana, 23; 9. Arizona, 19; 10. Arkansas, 18¹/₂; 11. (tie) Auburn and Texas, 18; 13. (tie) Illinois and Iowa St., 16; 15. Liberty, 14¹/₂; 16. (tie) Arizona St., Brigham Young and Colorado, 14; 19. (tie) Kansas St. and Washington St., 13; 21. Clemson, 11; 22. (tie) UMBC, Oklahoma St., Southern California and Texas A&M, 10; 26. Ohio St., 9; 27. (tie) Miami (Fla.), Minnesota and Wichita St., 8; 30. (tie) Connecticut, Georgetown and Seton Hall, 7; 33. West Virginia, 6; 34. (tie) Idaho St., Notre Dame and Texas St., 5; 37. (tie) UNLV, Northern Ariz., Providence, Texas Southern and Virginia, 4; 42. (tie) Florida St., James Madison, Tennessee and Texas Tech, 3; 46. (tie) Central Mich., Colorado St., North Carolina St., Oregon and Texas-Arlington, 2; 51. (tie) Baylor, Maryland and Wake Forest, 1.

2003: 1. LSU, 62; 2. (tie) Florida and South Carolina, 44; 4. North Carolina, 38; 5. Texas, 35; 6. Stanford, 32; 7. Auburn, 29; 8. (tie) Indiana and UCLA, 24; 10. Arkansas, 22; 11. Nebraska, 18; 12. Colorado, 16; 13. Brigham Young, 15; 14. Miami (Fla.), 14; 15. Oregon, 13; 16. Yale, 12; 17. (tie) Florida St., Northern Ariz., Southern Methodist and West Virginia, 10; 21. (tie) Cal Poly and Penn St., 9; 23. (tie) Kent St., Mississippi St. and Tennessee, 8; 26. Washington St., 7; 27. (tie) Georgetown, Illinois, Iowa St., Jacksonville and Kansas St., 6; 32. (tie) Michigan, Notre Dame, Oral Roberts and Providence, 5; 36. (tie) Akron, Georgia and Texas St., 4; 39. Missouri, 3¹/₂; 40. (tie) Minnesota and North Carolina St., 3; 42. Arizona, 2¹/₂; 43. (tie) Arizona St., Ball St., Florida A&M, Kentucky, Northwestern St., Oklahoma, Wake Forest and Wisconsin, 2; 51. (tie) Colorado St., Idaho and William & Mary, 1.

Indoor Track

DIVISION II



2003 Championships

Edited by: Scott Deitch

Highlights

Five Falcon First Places Spell Title: St. Augustine student-athletes won four individual events and a relay to propel the Falcons to the championship March 14-15 in Boston.

Libia Rodriguez and Maria Medina had a hand in two of the Falcons' event wins. Rodriguez won the 400-meter dash for the second consecutive year, and Medina won the 800-meter run.

Rodriguez and Medina also joined with Camethia Baker and Georgia Mullings to win the 1,600-meter relay. Samaiyah Islam (60-meter high hurdles) and Cadriesha Akinfe (long jump) added first places for the Falcons.

Abilene Christian was strong in the jumps. Maresa Cadienhead won her third straight high-jump title, and Lakeshia Finch topped the triple-jump competition for the Wildcats.

Ashland's Adriane Blewitt was the only double winner of the championships, taking the shot put and 20-pound weight throw.

For more, see the March 31, 2003, issue of The NCAA News at www.ncaa.org on the World Wide Web.

TEAM STANDINGS

1. St. Augustine's.....	73	13. Mass.-Lowell.....	10	Pittsburg St.	7
2. Abilene Christian.....	53	Minn. St. Mankato.....	10	26. Central Wash.	6
3. North Dakota St.....	41	Minn. St. Moorhead.....	10	27. Cal St. Bakersfield.....	5
4. Lincoln (Mo.).....	31	Northwest Mo. St.....	10	Cal St. Dom. Hills.....	5
5. Adams St.	30	17. Seattle Pacific.....	9½	Lock Haven.....	5
Ashland.....	30	18. N.C. Central.....	9	30. Southern Ind.	2½
7. Grand Valley St.....	28	Tex. A&M-Kingsville.....	9	31. Augustana (S.D.).....	2
8. Western St.	18½	20. UC Davis.....	8	Lewis.....	2
9. South Dakota.....	17½	Mo. Southern St.....	8	Neb.-Kearney.....	2
10. South Dakota St.....	15	Neb.-Omaha.....	8	NYIT.....	2
11. Emporia St.	14	North Dakota.....	8		
12. North Fla.	11	24. Findlay.....	7		



Photo by Rich Baillie/NCAA Photos

Adriane Blewitt of Ashland won the 20-pound weight throw and the shot put.

INDIVIDUAL RESULTS

60-meter dash: 1. Shandria Brown, Lincoln (Mo.), 7.43; 2. Althea Johnson, Abilene Christian, 7.46; 3. Icis Charles, Grand Valley St., 7.50; 4. Carmelita Jeter, Cal St. Dom. Hills, 7.51; 5. Lashawndra Ratcliff, Tex. A&M-Kingsville, 7.62; 6. Anna Teschmaker, St. Augustine's, 7.63; 7. Libia Rodriguez, St. Augustine's, 7.71; 8. Tanea Green, Findlay, 7.87.

400-meter dash: 1. Libia Rodriguez, St. Augustine's, 53.83; 2. Deborah Bome, Adams St., 55.43; 3. Sofi Hildenborg, Abilene Christian, 55.92; 4. Jennifer Farrow, Lock Haven, 56.27; 5. Kelly Marshall, Lincoln (Mo.), 56.40; 6. Josette Pierre-Louis, Mass.-Lowell, 56.60; 7. Mary Garrett, Mo. Southern St., 56.64; 8. Georgia Mullings, St. Augustine's, 59.76.

800-meter run: 1. Maria Medina, St. Augustine's, 2:07.27; 2. Steph Kuhlman, Grand Valley St., 2:07.47; 3. Andrea Morgan, Findlay, 2:07.68; 4. Sarah Kraybill, Seattle Pacific, 2:09.53; 5. Kinsey Coles, North Dakota

St., 2:10.40; 6. Victoria Martinez, Adams St., 2:10.58; 7. Angie Waters, Abilene Christian, 2:11.46; 8. Kelly Marshall, Lincoln (Mo.), 2:11.58.

Mile run: 1. Alisha Williams, Western St., 4:44.04; 2. Romy Krueger, North Fla., 4:48.73; 3. Alicen Maier, Central Wash., 4:49.85; 4. Yuliya Stashkiv, Abilene Christian, 4:51.09; 5. Krista O'Dell, Grand Valley St., 4:52.47; 6. Kadri Kelve, Emporia St., 4:52.94; 7. Emily Mortensen, Adams St., 4:54.45; 8. Laila Laursen, North Fla., 4:57.45.

5,000-meter run: 1. Amber Klein, Adams St., 16:40.30; 2. Sheena Dauer, South Dakota St, 16:51.77; 3. Alisha Williams, Western St., 16:52.59; 4. Yuliya Stashkiv, Abilene Christian, 16:57.12; 5. Kim Lorimer, Adams St., 16:57.97; 6. Rebekah Walter, Adams St., 17:00.49; 7. Laila Laursen, North Fla., 17:01.75; 8. Krista O'Dell, Grand Valley St., 17:06.61.

60-meter high hurdles: 1. Samaiyah Islam, St. Augustine's, 8.63; 2. Nikkisha Maynard, Lincoln (Mo.),

8.64; 3. Chanda Powell, N.C. Central, 8.70; 4. Naquisha Moulton, Tex. A&M-Kingsville, 8.76; 5. Cori Vining, South Dakota St., 8.88; 6. Jennifer Stovall, South Dakota St., 8.89; 7. Shelby Eykyn, Augustana (S.D.), 8.95; 8. Jessica Reinsch, Neb.-Kearney, 8.95.

1,600-meter relay: 1. St. Augustine's (Camethia Baker, Maria Medina, Georgia Mullings, Libia Rodriguez), 3:40.37; 2. UC Davis, 3:45.83; 3. Neb.-Omaha, 3:47.77; 4. Abilene Christian, 3:47.99; 5. Grand Valley St., 3:49.88; 6. North Dakota St., 3:50.99; 7. NYIT, 3:56.88; 8. Mass.-Lowell, 3:59.32.

High jump: 1. Maresa Cadienhead, Abilene Christian, 1.83 (6-0); 2. Julie Johnson, North Dakota, 1.75 (5-8¾); 3. Tanya Salter, Minn. St. Moorhead, 1.72 (5-7¾); 4. Crystal Cummins, North Dakota St., 1.72 (5-7¾); 5. Margo Knorr, North Dakota St., 1.67 (5-5¾); 6. (tie) Abigail Boberg, Southern Ind., and Michelle Price, Western St., 1.67 (5-5¾); 8. Michaela Webb, Minn. St. Mankato, 1.67 (5-5¾).

Pole vault: 1. Jenny Simmons, Northwest Mo. St., 3.65 (11-11³/₄); 2. (tie) Jennie Nemeth, Pittsburg St., and Kimberly Hilton, North Dakota St., 3.65 (11-11³/₄); 4. (tie) Allyson Studer, Seattle Pacific, and Marci Miller, South Dakota, 3.65 (11-11³/₄); 6. Jamie Davis, South Dakota, 3.65 (11-11³/₄); 7. Val Gorter, Abilene Christian, 3.55 (11-7³/₄); 8. Amanda Frame, Minn. St. Mankato, 3.55 (11-7³/₄).

Long jump: 1. Cadrieha Akinfe, St. Augustine's, 6.00 (19-8¹/₄); 2. Nikkisha Maynard, Lincoln (Mo.), 5.95 (19-6¹/₄); 3. Carlene Cummings, St. Augustine's, 5.93 (19-5¹/₂); 4. Icic Charles, Grand Valley St., 5.78 (18-11³/₄); 5. Amanda Thieschafer, North Dakota St., 5.76 (18-10³/₄); 6. Chanda Powell, N.C. Central, 5.76 (18-

10³/₄); 7. Jen Schmidgall, Lewis, 5.76 (18-10³/₄); 8. Crystal Cummins, North Dakota St., 5.65 (18-6¹/₂).

Triple jump: 1. Lakeshia Finch, Abilene Christian, 12.49 (40-11³/₄); 2. Amanda Thieschafer, North Dakota St., 12.45 (40-10¹/₄); 3. Cadrieha Akinfe, St. Augustine's, 12.34 (40-6); 4. Carlene Cummings, St. Augustine's, 12.33 (40-5¹/₂); 5. Emilee Hamlin, Emporia St., 11.89 (39-0¹/₄); 6. Crystal Cummins, North Dakota St., 11.87 (38-11¹/₂); 7. Cassandra Olson, North Dakota St., 11.75 (38-6³/₄); 8. Brianne Vette, South Dakota, 11.71 (38-5).

Shot put: 1. Adriane Blewitt, Ashland, 17.57 (57-7³/₄); 2. Kortney Ihnen, Minn. St. Mankato, 15.91 (52-2¹/₂); 3. Heather Oldham, Mass.-Lowell, 14.98 (49-1³/₄); 4.

Amanda Muller, South Dakota, 14.28 (46-10¹/₄); 5. Susan Chamberlain, South Dakota, 14.14 (46-4³/₄); 6. Kara Brockmeier, Emporia St., 14.04 (46-0³/₄); 7. Jackie Jeschelning, Ashland, 13.94 (45-9); 8. Rachel Goetz, Emporia St., 13.87 (45-6¹/₄).

20-pound weight throw: 1. Adriane Blewitt, Ashland, 20.37 (66-10); 2. Jackie Jeschelning, Ashland, 19.97 (65-6¹/₄); 3. Danee Jones, Mo. Southern St., 17.88 (58-8); 4. Casandra Kirk, Cal St. Bakersfield, 17.69 (58-0¹/₂); 5. Belinda Eastlack, Minn. St. Moorhead, 16.99 (55-9); 6. Rachel Goetz, Emporia St., 16.63 (54-6³/₄); 7. Alison Anderson, Neb.-Omaha, 16.40 (53-9³/₄); 8. Amber Tienfenthaler, Neb.-Kearney, 16.20 (53-1³/₄).

History

Team Results

Year	Champion	Coach	Points	Runner-Up	Points	Host or Site
1985	St. Augustine's	George Williams	77	NYIT	40	North Dakota St.
1987	St. Augustine's	George Williams	73	Hampton	62	North Dakota St.
1988	Abilene Christian	Wes Kittley	91	Hampton	51	South Dakota
1989	Abilene Christian	Wes Kittley	69	Southeast Mo. St.	48	South Dakota
1990	Abilene Christian	Wes Kittley	60	Norfolk St.	41	South Dakota
1991	Abilene Christian	Wes Kittley	72	St. Augustine's	28	South Dakota
1992	Alabama A&M	Joe Henderson	67	Abilene Christian	42	Saginaw Valley
				Cal St. L.A.		
1993	Abilene Christian	Wes Kittley	57 1/2	Norfolk St.	33	South Dakota
1994	Abilene Christian	Wes Kittley	78	Norfolk St.	42	North Dakota St.
1995	Abilene Christian	Wes Kittley	70	Adams St.	38	Indianapolis
1996	Abilene Christian	Wes Kittley	68	St. Augustine's	40	Indianapolis
1997	Abilene Christian	Wes Kittley	76	St. Augustine's	61	Indianapolis
1998	Abilene Christian	Wes Kittley	66	South Dakota	43	Indianapolis
1999	Abilene Christian	Wes Kittley	119	St. Augustine's	44	Indianapolis
2000	Abilene Christian	Jon Murray	48	North Dakota St.	47	Boston
2001	St. Augustine's	George Williams	63	Abilene Christian	48	Boston
2002	North Dakota St.	Ryun Godfrey	67 1/2	St. Augustine's	45	Boston
2003	St. Augustine's	George Williams	73	Abilene Christian	53	Boston

Alabama A&M's participation in 1995 championships vacated by the NCAA Committee on Infractions.

TEAM CHAMPIONSHIPS

Abilene Christian 12, St. Augustine's 4, Alabama A&M 1, North Dakota St. 1.

INDIVIDUAL CHAMPIONSHIPS

(Note: Totals include co-championships. Relay victories count one for each event.)

Abilene Christian 50, St. Augustine's 26, Cal St. L.A. 14, Adams St. 12, Ashland 9, Hampton 7, Lewis 7, Norfolk St. 6, North Dakota St. 6, Southeast Mo. St. 6, Lincoln (Mo.) 5, Western St. 5, Alabama A&M 4, South Dakota 4, Air Force 3, Emporia St. 3, Pittsburg St. 3, Augustana (S.D.) 2, UC Davis 2, Gardner-Webb 2, Navy 2, NYIT 2, Northwest Mo. St. 2, Seattle Pacific 2, Slippery Rock 2, South Dakota St. 2, Army, Bemidji St., Calif. (Pa.), Fort Hays St., Harding, Humboldt St., Kentucky St., Mass.-Lowell, Minn. Duluth, Mo. Southern St., Morningside, Neb.-Kearney, Neb.-Omaha, N.C. Central, North Dakota, North Fla., Saginaw Valley, St. Cloud St., Shippensburg, Southern Conn. St., Truman, West Chester, Wis.-Parkside, 1 each.

Championships Records

(Note: Teams winning relays are credited with one individual championship; relay championships do not count as individual titles for relay-team members.)

55-METER DASH

6.76—Hermin Joseph, Abilene Christian, 3-13-93 and 3-11-94 (preliminaries).

60-METER DASH

7.43—Shandria Brown, Lincoln (Mo.), 3-15-2003.

400-METER DASH

52.22—Lorraine Graham, Lincoln (Mo.), 3-8-97.

800-METER RUN

2:05.75—Steph Kuhlman, Grand Valley St., 3-14-2003 (preliminaries).

1,500-METER RUN

4:22.78—Mirsada Buric-Adams, Adams St., 3-11-95.

MILE RUN

4:38.06—Suzy Jones, UC Davis, 3-9-96.

3,000-METER RUN

9:30.34—Nancy Dietman, North Dakota St., 3-16-85.

5,000-METER RUN

16:23.08—Mirsada Buric-Adams, Adams St., 3-11-95.

55-METER HIGH HURDLES

7.62—Delloreen Ennis-London, Abilene Christian, 3-6-99.

60-METER HIGH HURDLES

8.54—Maisha Prewitt, Fort Hays St., 3-9-2002.

1,600-METER RELAY

3:39.24—Lincoln (Mo.) (Yvonne Andrews, Beverly Grant, Shelly Berth, Lorraine Graham), 3-8-97.

FIELD EVENTS

HIGH JUMP

1.90 (6-2³/₄)—Maresa Cadienhead, Abilene Christian, 3-9-2002.

POLE VAULT

3.75 (12-3¹/₂)—Jane McNeil, Abilene Christian, 3-5-99; Jennifer Swanson, UC Davis, 3-10-2000; Aaron Clark, Minn. St. Moorhead, 3-10-2000; Meredith Garner, Abilene Christian, 3-10-2000; Sandy Pelkofer, South Dakota, 3-10-2001; Jennifer Swanson, UC Davis, 3-10-2001; Meredith Garner, Abilene Christian, 3-9-2002.

LONG JUMP

6.24 (20-5³/₄)—Chandra Sturup, Norfolk St., 3-11-95.

TRIPLE JUMP

13.18 (43-3)—Diana Wills, Army, 3-10-90.

SHOT PUT

17.57 (57-7³/₄)—Adriane Blewitt, Ashland, 3-14-2003.

20-POUND WEIGHT THROW

20.53 (67-4¹/₄)—Jackie Jeschelnicg, Ashland, 3-9-2002.

MISCELLANEOUS**INDIVIDUAL CHAMPIONS, YEAR**

5—St. Augustine's, 1985-2003; Abilene Christian, 1989-94-99.

INDIVIDUAL TITLES, YEAR

2—Patricia Ann Davis, St. Augustine's, 1985 (55-meter dash, 55-meter high hurdles); Tomi Rucker, St. Augustine's, 1985 (long jump, triple jump); Sylvia Dyer, Abilene Christian, 1988-89 (55-meter high hurdles, triple jump); Laura Byrne, Southeast Mo. St., 1989 (1,500-meter run, 3,000-meter run); Mazel Thomas, Abilene Christian, 1989 (high jump, long jump); Yolande Straughn, Abilene Christian, 1990-91 (55-meter dash, 400-meter dash); Mirsada Buric-Adams, Adams St., 1995 (1,500-meter run, 5,000-meter run); Chandra Sturup, Norfolk St., 1995 (55-meter dash, long jump); Elena Swan, South Dakota, 1998 (long jump, triple jump); Nikita Lewis, Slippery Rock, 1999 (long jump, triple jump); Nicole Duncan, Cal St. L.A., 2002 (60-meter dash, long jump); Zoila Gomez, Adams St., 2002 (mile run, 5,000-meter run); Adriane Blewitt, Ashland, 2003 (shot put, 20-pound weight throw)

INDIVIDUAL TITLES, CAREER

5—Sylvia Dyer, Abilene Christian (55-meter high hurdles 1988-89-91, triple jump 1988-89).
4—Yolande Straughn, Abilene Christian (55-meter dash 1990-91, 400-meter dash 1990-91); Chandra Sturup, Norfolk St. (55-meter dash 1995, long jump 1993-94-95); Delloreen Ennis-London, Abilene Christian (55-meter high hurdles 1996-97-98-99); Nicole Duncan, Cal St. L.A. (60-meter dash 2002, long jump 1999-2001-02).

REPEAT CHAMPIONS

4—Delloreen Ennis-London, Abilene Christian (55-meter high hurdles 1996-97-98-99).
3—Chandra Sturup, Norfolk St. (long jump 1993-94-95); Becky Ball, Ashland (20-pound weight throw 1996-97-98); Lana Jekabson, Lewis (800-meter run 1999-2000-01); Heather Leverington, Emporia St. (shot put 1999-2000-01); Nicole Duncan, Cal St. L.A. (long jump 1999-2000-02); Maresa Cadienhead, Abilene Christian (high jump 2001-02-03).

Individual Champions**60-METER DASH**

2002 Nicole Duncan, Cal St. L.A., 7.45
2003 Shandria Brown, Lincoln (Mo.), 7.43

400-METER DASH

1985 Veronica Williams, St. Augustine's, 55.81
1987 Vivienne Spence, Hampton, 54.71
1988 Kehinde Vaughan, Southeast Mo. St., 55.28
1989 Joesetta Royal, Norfolk St., 56.60
1990 Yolande Straughn, Abilene Christian, 54.65
1991 Yolande Straughn, Abilene Christian, 54.49
1992 Omotayo Akinremi, Alabama A&M, 55.75
1993 Prisca Philip, Abilene Christian, 54.92
1994 Revoli Campbell, Abilene Christian, 53.73
1995 Revoli Campbell, Abilene Christian, 53.73
1996 Lorraine Graham, Lincoln (Mo.), 53.92
1997 Lorraine Graham, Lincoln (Mo.), 52.22
1998 Tracey Barnes, Abilene Christian, 53.16
1999 Tracey Barnes, Abilene Christian, 52.31
2000 Tanya Oxley, St. Augustine's, 54.63
2001 Sara Deckert, South Dakota, 54.65
2002 Libia Rodriguez, St. Augustine's, 53.83
2003 Libia Rodriguez, St. Augustine's, 53.83

800-METER RUN

1985 Jannella Torrence, Southeast Mo. St., 2:11.25
1987 Carol Womack, Navy, 2:10.00
1988 Kimberly Fordham, South Dakota St., 2:11.37
1989 Kimberly Fordham, South Dakota St., 2:13.25
1990 Vida Alexander, Abilene Christian, 2:13.42
1991 Lola Ajayi, Hampton, 2:11.02
1992 Gloria Morgan, Alabama A&M, 2:10.70
1993 Gina DeWitt, Morningside, 2:11.29
1994 Marie Crep, North Dakota, 2:12.66
1995 Malgorzata Biela, Lewis, 2:13.52
1996 Malgorzata Biela, Lewis, 2:09.01
1997 Stacey Mills, Adams St., 2:07.78
1998 Sarah Parkey, Adams St., 2:08.02
1999 Lana Jekabson, Lewis, 2:06.00
2000 Lana Jekabson, Lewis, 2:08.56
2001 Lana Jekabson, Lewis, 2:10.94
2002 Katerina Glosova, N.C. Central, 2:08.73
2003 Maria Medina, St. Augustine's, 2:07.27

MILE RUN

1996 Suzy Jones, UC Davis, 4:38.06
1997 Vivian Ruijters, Abilene Christian, 4:47.58
1998 Magdalena Paszta, Lewis, 4:48.53
1999 Nicole Jefferson, Western St., 4:38.76
2000 Sarah Parkey, Adams St., 4:50.05
2001 Jennifer Michel, Western St., 4:47.83
2002 Zoila Gomez, Adams St., 4:43.94
2003 Alisha Williams, Western St., 4:44.04

5,000-METER RUN

1994 Kristin Schwartz, Adams St., 17:03.15
1995 Mirsada Buric-Adams, Adams St., 16:23.08
1996 Casi Florida, Abilene Christian, 16:28.50
1997 Kasia Arient, Lewis, 16:29.30
1998 Janelle Olson, Adams St., 16:36.79
1999 Kim Bosen, Adams St., 17:06.54
2000 Kim Jackson, Adams St., 17:00.41
2001 Jennifer Ford, North Fla., 16:37.15
2002 Zoila Gomez, Adams St., 16:32.38
2003 Amber Klein, Adams St., 16:40.30

60-METER HIGH HURDLES

2002 Maisha Prewitt, Fort Hays St., 8.54
2003 Samaiyah Islam, St. Augustine's, 8.63

1,600-METER RELAY

1985 NYIT (Sandra Dennis, Jennifer Hendrickson, Renee Adams, Debra Cooke), 3:48.64
1987 Hampton (Trina Creekmore, Patrice Farrington, Judy McDonald, Vivienne Spence), 3:49.50
1988 Hampton (Judith Lawrence, Kim Stubbs, Trina Creekmore, Vivienne Spence), 3:45.82
1989 Norfolk St. (Cynthia Royster, Shelia Hudson, Bertha Knox, Joesetta Royal), 3:49.76
1990 NYIT (Pauline Nangle, Judith Senior, Rosey Bowen, Monique Houston), 3:49.70
1991 Abilene Christian (Yolande Straughn, Vida Clarke, Jewel Rodney, Sheryl Tinnell), 3:47.94
1992 Cal St. L.A. (Margo Grant, Socorro Vasquez, Marlene Wilcox, Christy Opara), 3:46.83
1993 Abilene Christian (Donna Hinkson, Amara Ezem, Beverly Williams, Prisca Philip), 3:44.95
1994 Abilene Christian (Donna Hinkson, Yvette Wickham, Mary Tombiri, Revoli Campbell), 3:46.22
1995 Abilene Christian (Hermin Joseph, Mary Tombiri, Amara Ezem, Revoli Campbell), 3:43.45
1996 St. Augustine's (Andrea Giscombe, Joyann Eli, Karen Constable, Prisca Philip), 3:43.19
1997 Lincoln (Mo.) (Yvonne Andrews, Beverly Grant, Shelly Berth, Lorraine Graham), 3:39.24
1998 Abilene Christian (Tamira Holland, Juanita Robertson, Tameka Rodriguez, Tracey Barnes), 3:43.38
1999 Abilene Christian (Louise Ayetelche, Shawntel Newhouse, Juanita Robertson, Tracey Barnes), 3:40.16
2000 St. Augustine's (Juliet Brown, Florencia Hunt, Libia Rodriguez, Tanya Oxley), 3:43.67
2001 St. Augustine's (Kia Davis, Georgia Mullings, Shakirah Rutherford, Florencia Hunt), 3:44.69
2002 North Dakota St. (Kinsey Coles, Nicole Rieck, Jill Theeler, Tamara Brudy), 3:41.58
2003 St. Augustine's (Camethia Baker, Maria Medina, Georgia Mullings, Libia Rodriguez), 3:40.37

HIGH JUMP

1985 Jenise Lockhart, Calif. (Pa.), 5-7
1987 Hyacinth Robinson, Kentucky St., 1.73 (5-8¹/₄)
1988 Jane Seebuch, Mass.-Lowell, 1.75 (5-8³/₄)

1989 Mazel Thomas, Abilene Christian, 1.83 (6-0)
1990 Judy McDonald, Hampton, 1.79 (5-10¹/₂)
1991 Jodi Swenson, Minn. Duluth, 1.76 (5-9¹/₄)
1992 Gigi DesLauriers, St. Cloud St., 1.73 (5-8)
1993 Penny Ensrud, North Dakota St., 1.76 (5-9¹/₄)
1994 Kim Bantee, Abilene Christian, 1.76 (5-9¹/₄)
1995 Kim Bantee-Neece, Abilene Christian, 1.76 (5-9¹/₄)
1996 Andrea Jeseritz, North Dakota St., 1.73 (5-8)
1997 Debby Volkers, Augustana (S.D.), 1.79 (5-10)
1998 Debby Volkers, Augustana (S.D.), 1.79 (5-10¹/₂)
1999 Adriane Sims, St. Augustine's, 1.87 (6-1¹/₂)
2000 Nicole McClain, Gardner-Webb, 1.81 (5-11¹/₄)
2001 Maresa Cadienhead, Abilene Christian, 1.81 (5-11¹/₄)
2002 Maresa Cadienhead, Abilene Christian, 1.90 (6-2³/₄)
2003 Maresa Cadienhead, Abilene Christian, 1.83 (6-0)

POLE VAULT

1999 Jane McNeil, Abilene Christian, 3.75 (12-3¹/₂)
2000 Jennifer Swanson, UC Davis, 3.75 (12-3¹/₂)
2001 Sandy Pelkofer, South Dakota, 3.75 (12-3¹/₂)
2002 Meredith Garner, Abilene Christian, 3.75 (12-3¹/₂)
2003 Jenny Simmons, Northwest Mo. St., 3.65 (11-11³/₄)

LONG JUMP

1985 Tomi Rucker, St. Augustine's, 19-3³/₄
1987 Regina Hawkins, St. Augustine's, 5.86 (19-2³/₄)
1988 Mazel Thomas, Abilene Christian, 6.07 (19-11)
1989 Mazel Thomas, Abilene Christian, 6.12 (20-1)
1990 Cynthia Badgett, St. Augustine's, 5.75 (18-10¹/₄)
1991 Cynthia Badgett, St. Augustine's, 6.14 (20-1³/₄)
1992 Tameka Hutchins, Alabama A&M, 6.22 (20-5)
1993 Chandra Sturup, Norfolk St., 6.05 (19-10¹/₄)
1994 Chandra Sturup, Norfolk St., 6.20 (20-4¹/₄)
1995 Chandra Sturup, Norfolk St., 6.24 (20-5³/₄)
1996 Melanie Lewis, Pittsburg St., 5.81 (19-0³/₄)
1997 Shanaka Walker, St. Augustine's, 6.00 (19-8¹/₄)
1998 Elena Swan, South Dakota, 5.88 (19-3¹/₂)
1999 Nicole Duncan, Cal St. L.A., 6.06 (19-10³/₄)
2000 Nikita Lewis, Slippery Rock, 6.23 (20-5¹/₄)
2001 Nicole Duncan, Cal St. L.A., 6.18 (20-3¹/₂)
2002 Nicole Duncan, Cal St. L.A., 6.20 (20-4¹/₄)
2003 Cadriehsa Akinfe, St. Augustine's, 6.00 (19-8¹/₄)

TRIPLE JUMP

1985 Tomi Rucker, St. Augustine's, 39-8
1987 Ann Hall, St. Augustine's, 12.01 (39-4³/₄)
1988 Sylvia Dyer, Abilene Christian, 12.21 (40-0³/₄)
1989 Sylvia Dyer, Abilene Christian, 12.42 (40-9)
1990 Diana Wills, Army, 13.18 (43-3)
1991 Irish Holmes, St. Augustine's, 12.59 (41-3³/₄)
1992 Denise Lewis, Abilene Christian, 12.30 (40-4¹/₄)
1993 Karin Grelsson, Seattle Pacific, 12.60 (41-4¹/₄)
1994 Karin Grelsson, Seattle Pacific, 12.18 (39-11¹/₂)
1995 Tongula Walker, Mo. Southern St., 12.24 (40-2)
1996 Ermelinda Shehu, Western St., 12.30 (40-4¹/₄)
1997 Ermelinda Shehu, Western St., 12.99 (42-7¹/₂)
1998 Elena Swan, South Dakota, 12.23 (40-1¹/₂)
1999 Renna Toniste, Abilene Christian, 12.42 (40-9)
2000 Nikita Lewis, Slippery Rock, 12.56 (41-2¹/₂)
2001 Hillerie Shelton, Abilene Christian, 12.76 (41-10¹/₂)
2002 Amanda Thieschafer, North Dakota St., 12.41 (40-8³/₄)
2003 Lakeshia Finch, Abilene Christian, 12.49 (40-11³/₄)

SHOT PUT

1985 Marlene Frahm, Truman, 50-0¹/₂
1987 Ellorine Morris, St. Augustine's, 14.19 (46-6¹/₂)
1988 Liz Mulvihill, Bemidji St., 15.78 (51-9¹/₄)
1989 Leticia Gilbert, Northwest Mo. St., 14.63 (48-0)
1990 Daphne Harvey, Abilene Christian, 14.52 (47-7³/₄)
1991 Sue Breternitz, Saginaw Valley, 14.65 (48-0³/₄)
1992 Brandi Gail, Cal St. L.A., 14.60 (47-11)
1993 Janet Hill, Cal St. L.A., 16.01 (52-6¹/₂)
1994 Janet Hill, Cal St. L.A., 15.19 (49-10)
1995 Dusty Cover, Ashland, 14.66 (48-1¹/₄)
1996 Petra Juraskova, Cal St. L.A., 15.14 (49-8¹/₄)
1997 Petra Juraskova, Cal St. L.A., 15.68 (51-5¹/₂)

- 1998 Kirran Moss, Cal St. L.A., 14.48 (47-6¹/₄)
- 1999 Heather Leverington, Emporia St., 15.30 (50-2¹/₂)
- 2000 Heather Leverington, Emporia St., 15.67 (51-5)
- 2001 Heather Leverington, Emporia St., 15.71 (51-6¹/₂)
- 2002 Adriane Blewitt, Ashland, 15.63 (51-3¹/₂)
- 2003 Adriane Blewitt, Ashland, 15.57 (57-7³/₄)

20-POUND WEIGHT THROW

- 1996 Becky Ball, Ashland, 16.72 (54-10¹/₄)
- 1997 Becky Ball, Ashland, 18.84 (61-5³/₄)
- 1998 Becky Ball, Ashland, 18.97 (62-3)
- 1999 Janet Boettcher, Neb.-Kearney, 17.62 (57-9³/₄)
- 2000 Jackie Jeschelnig, Ashland, 18.38 (60-3³/₄)

- 2001 Diandra Bauer, North Dakota St., 18.51 (60-8³/₄)
- 2002 Jackie Jeschelnig, Ashland, 20.53 (67-4¹/₄)
- 2003 Adriane Blewitt, Ashland, 20.37 (66-10)

Discontinued Events

1,500-METER RUN

- 1985 Julie Bowers, West Chester, 4:30.14
- 1987 Paula Brunetto, Southern Conn. St., 4:30.37
- 1988 Jill Wood, Air Force, 4:32.70
- 1989 Laura Byrne, Southeast Mo. St., 4:35.79
- 1990 Lucy Mays, Southeast Mo. St., 4:37.34
- 1991 Martha Shue, Navy, 4:37.41

- 1992 Christie Allen, Pittsburg St., 4:33.12
- 1993 Bigna Samuel, Abilene Christian, 4:30.37
- 1994 Bigna Samuel, Abilene Christian, 4:24.25
- 1995 Mirsada Buric-Adams, Adams St., 4:22.78

3,000-METER RUN

- 1985 Nancy Dietman, North Dakota St., 9:30.34
- 1987 Jan Gautier, Southeast Mo. St., 10:04.00
- 1988 Kathleen Stec, Shippensburg, 9:53.54
- 1989 Laura Byrne, Southeast Mo. St., 9:51.75
- 1990 Callie Calhoun, Air Force, 9:41.96
- 1991 Callie Calhoun, Air Force, 9:46.95
- 1992 Paula Stokman, Wis.-Parkside, 9:47.37
- 1993 Christie Allen, Pittsburg St., 9:37.63

Top Five Team Finishes

Team	1st	2nd	3rd	4th	5th	Best Finish (Year[s])
Abilene Christian	12	3	0	1	0	1st (1988-89-90-91-93-94-95-96-97-98-99-2000)
Adams St.	0	1	2	1	3	2nd (1995)
Air Force	0	0	0	0	1	5th (1987)
Alabama A&M	1	0	0	1	0	1st (1992)
Ashland	0	0	0	0	1	15th (2003)
UC Davis	0	0	0	2	0	4th (1996-2001)
Cal St. L.A.	0	1	1	1	1	2nd (1992)
Gardner-Webb	0	0	0	1	0	4th (2000)
Hampton	0	1	3	0	0	2nd (1987)
Lewis	0	0	1	1	1	3rd (1998)
Lincoln (Mo.)	0	0	1	2	0	3rd (1997)
Navy	0	0	0	0	1	5th (1987)
NYIT	0	1	0	1	0	2nd (1985)
Norfolk St.	0	3	1	1	2	2nd (1990-93-94)
North Dakota	0	0	0	1	1	4th (1996)
North Dakota St.	1	1	3	1	3	1st (2002)
St. Augustine's	4	5	2	3	1	1st (1985-87-2001-03)
South Dakota	0	1	0	0	0	2nd (1998)
South Dakota St.	0	0	1	0	0	3rd (1985)
Southeast Mo. St.	0	1	1	1	0	2nd (1989)
Southern Conn. St.	0	0	0	0	1	5th (1987)
Western St.	0	0	1	0	0	3rd (1996)

All-Time Team Results

1985: 1. St. Augustine's, 77; 2. NYIT, 40; 3. South Dakota St., 31; 4. Lincoln (Mo.), 24; 5. North Dakota St., 20; 6. Air Force, 17; 7. (tie) Southeast Mo. St. and West Chester, 16; 9. Dist. Columbia, 14; 10. Central Mo. St., 12; 11. (tie) Calif. (Pa.), Hampton and Truman, 10; 14. Minn. St. Mankato, 8; 15. (tie) Adelphi, Neb.-Omaha, Slippery Rock and South Dakota, 6; 19. Kentucky St., 5; 20. Liberty, 4; 21. Northern Colo., 2.

1986: Championships not held.

1987: 1. St. Augustine's, 73; 2. Hampton, 62; 3. NYIT, 35; 4. Southeast Mo. St., 33; 5. (tie) Air Force, Navy and Southern Conn. St., 16; 8. Northwest Mo. St., 12; 9. North Dakota St., 11; 10. Kentucky St., 10; 11. Shippensburg, 9; 12. C.W. Post, 8; 13. (tie) Minn. St. Mankato and South Dakota St., 7; 15. (tie) Neb.-Omaha and Norfolk St., 6; 17. Minn. Duluth, 4; 18. (tie) Augustana (S.D.), Colorado Mines and Springfield, 2; 21. (tie) North Dakota and South Dakota, 1¹/₂; 23. Ferris St., 1.

1988: 1. Abilene Christian, 91; 2. Hampton, 51; 3. Southeast Mo. St., 34; 4. St. Augustine's, 29; 5. Air Force, 16; 6. South Dakota St., 14; 7. Liberty, 12; 8. North Dakota St., 11; 9. (tie) Bemidji St., Lincoln (Mo.), Mass.-Lowell and Shippensburg, 10; 13. (tie) NYIT, Northern Colo. and West Chester, 8; 16. Ashland, 4; 17. Central Mo. St., 3; 18. (tie) Augustana (S.D.), South Dakota, Southern Conn. St. and Springfield, 2; 22. (tie) Colorado Mines, Minn. St. Mankato, North Dakota and Northwest Mo. St., 1.

1989: 1. Abilene Christian, 69; 2. Southeast Mo. St., 48; 3. Hampton, 30; 4. St. Augustine's, 22; 5. Norfolk St., 20; 6. South Dakota, 16; 7. South Dakota St., 15; 8. Southern Conn. St., 13; 9. (tie) Ashland and Saginaw Valley, 12; 11. (tie) Air Force and Northwest Mo. St., 10;

13. Minn. St. Mankato, 9; 14. (tie) Lincoln (Pa.) and Southwest Baptist, 8; 16. Navy, 6; 17. Truman, 5; 18. (tie) C.W. Post, Central Mo. St., Minn. Duluth and North Dakota St., 4; 22. North Dakota, 3¹/₂; 23. NYIT, 3; 24. Ferris St., 2; 25. East Stroudsburg, 1¹/₂; 26. (tie) Northern Colo. and Springfield, 1.

1990: 1. Abilene Christian, 60; 2. Norfolk St., 41; 3. Hampton, 36; 4. St. Augustine's, 25; 5. NYIT, 22; 6. Southeast Mo. St., 20; 7. Army, 18; 8. Truman, 17; 9. Southern Conn. St., 15; 10. (tie) Air Force and South Dakota, 14; 12. South Dakota St., 13; 13. (tie) Ashland and Central Mo. St., 10; 15. (tie) Angelo St. and North Dakota, 5; 17. (tie) Augustana (S.D.) and Slippery Rock, 4; 19. (tie) North Dakota St. and Springfield, 2; 21. (tie) Minn. Duluth, Minn. St. Mankato, Saginaw Valley and St. Cloud St., 1.

1991: 1. Abilene Christian, 72; 2. St. Augustine's, 28; 3. (tie) Hampton and Southeast Mo. St., 26; 5. Norfolk St., 23; 6. Cal St. L.A., 21; 7. (tie) South Dakota and South Dakota St., 13; 9. Air Force, 11; 10. (tie) Minn. Duluth, Navy, North Dakota St. and Saginaw Valley, 10; 14. (tie) East Stroudsburg, Lincoln (Mo.), North Dakota and Pittsburg St., 8; 18. Edinboro, 7; 19. (tie) Dist. Columbia, Lewis, St. Cloud St. and Southern Conn. St., 6; 23. Augustana (S.D.), 2; 24. (tie) Ashland, Central Mo. St. and Shippensburg, 1.

1992: 1. Alabama A&M, 67; 2. (tie) Abilene Christian and Cal St. L.A., 42; 4. Norfolk St., 32; 5. North Dakota St., 31; 6. St. Cloud St., 26; 7. Wis.-Parkside, 16; 8. (tie) Cal St. Bakersfield, N.C. Central and Pittsburg St., 10; 11. (tie) Edinboro, Hampton, Lock Haven and Southern Conn. St., 8; 15. Springfield, 6; 16. Ashland, 5¹/₂; 17. Lewis, 5; 18. Saginaw Valley, 4; 19. (tie) North Dakota and St. Augustine's, 1; 21. Central Mo. St., 1¹/₂.

1993: 1. Abilene Christian, 57¹/₂; 2. Norfolk St., 33; 3. *Cal St. L.A., 28; 4. Alabama A&M, 26; 5. North Dakota, 22; 6. (tie) North Dakota St. and Seattle Pacific, 18; 8.

Southern Conn. St., 12; 9. (tie) Morningside, Pittsburg St., St. Augustine's and Western St., 10; 13. (tie) Cal St. Bakersfield, Grand Valley St., Indianapolis and Southern Colo., 8; 17. (tie) Adams St., Chadron St., Mo. Southern St. and Truman, 6; 21. Ashland, 5; 22. South Dakota St., 4¹/₂; 23. (tie) Air Force and Lewis, 4; 25. South Dakota, 3; 26. (tie) Augustana (S.D.), Hampton, Lock Haven and Neb.-Omaha, 2; 30. (tie) Ferris St. and Saginaw Valley, 1.

*Cal St. L.A.'s participation vacated by NCAA Committee on Infractions.

1994: 1. Abilene Christian, 78; 2. Norfolk St., 42; 3. St. Augustine's, 25; 4. Adams St., 23; 5. North Dakota St., 20; 6. North Dakota, 17; 7. South Dakota St., 16; 8. *Cal St. L.A., 15; 9. Ashland, 12; 10. South Dakota, 11; 11. (tie) N.C. Central and Seattle Pacific, 10; 13. (tie) Mo. Southern St., NYIT and Western St., 8; 16. (tie) UC Davis, Hampton and Pittsburg St., 7; 19. (tie) Grand Valley St. and Saginaw Valley, 6; 21. UC Riverside, 4; 22. Neb.-Omaha, 1.

*Cal St. L.A.'s participation vacated by NCAA Committee on Infractions.

1995: 1. Abilene Christian, 70; 2. Adams St., 38; 3. (tie) Norfolk St. and North Dakota St., 37; 5. St. Augustine's, 20; 6. (tie) Lewis and Mo. Southern St., 14; 8. UC Davis, 12; 9. (tie) Ashland, Neb.-Omaha and Saginaw Valley, 10; 12. (tie) Northwest Mo. St. and Western St., 8; 14. (tie) Humboldt St., Kutztown, Morris Brown and South Dakota, 6; 18. Air Force, 5; 19. (tie) Central Mo. St., N.C. Central, North Fla. and Pittsburg St., 4; 23. (tie) NYIT, St. Cloud St. and St. Rose, 2; 26. (tie) Augustana (S.D.) and South Dakota St., 1.

*Alabama A&M's participation in championships vacated by the NCAA Committee on Infractions.

1996: 1. Abilene Christian, 68; 2. St. Augustine's, 40; 3. Western St., 26; 4. (tie) UC Davis and North Dakota St., 22; 6. Cal St. L.A., 20; 7. Lewis, 18; 8. Pittsburg St., 15; 9. (tie) Air Force and Ashland, 14; 11. North Fla.,

12; 12. Lincoln (Mo.), 10; 13. (tie) Central Mo. St., Emporia St., Neb.-Omaha and Saginaw Valley, 9; 17. Kutztown, 8; 18. Cal St. Bakersfield, 7; 19. (tie) Adams St., Minn. St. Mankato, N.C. Central, South Dakota St. and Virginia St., 6; 24. Morris Brown, 4; 25. (tie) Millersville and North Dakota, 2; 27. South Dakota, 1; 28. (tie) Augustana (S.D.) and Ferris St., 1/2.

1997: 1. Abilene Christian, 76; 2. St. Augustine's, 61; 3. Lincoln (Mo.), 30; 4. Lewis, 20; 5. Cal St. L.A., 19; 6. Adams St., 17; 7. Augustana (S.D.), 16; 8. Ashland, 14; 9. (tie) Neb.-Omaha and North Dakota St., 13; 11. N.C. Central, 12; 12. Western St., 10; 13. (tie) Northwest Mo. St. and South Dakota, 9; 15. (tie) Albany (N.Y.) and Minn. St. Mankato, 8; 17. (tie) East Stroudsburg, Fort Hays St., Kutztown and Saginaw Valley, 6; 21. (tie) Emporia St. and NYIT, 4; 23. St. Cloud St., 2; 24. (tie) UC Davis, St. Joseph's (Ind.) and South Dakota St., 1.

1998: 1. Abilene Christian, 66; 2. South Dakota, 43; 3. Lewis, 36; 4. St. Augustine's, 31; 5. Adams St., 23; 6. UC Davis, 20; 7. Ashland, 18; 8. (tie) Cal St. L.A. and Western St., 14; 10. North Dakota St., 13 1/2; 11. (tie) Augustana (S.D.) and Neb.-Omaha, 12; 13. Harding, 10; 14. (tie) Minn. Duluth, N.C. Central and South Dakota St., 8; 17. Northwest Mo. St., 6 1/2; 18. (tie) Edinboro, Emporia St., Hillsdale and Kutztown, 6; 22. (tie) Central Mo. St. and NYIT, 2; 24. Saginaw Valley, 1.

1999: 1. Abilene Christian, 119; 2. St. Augustine's, 44; 3. Adams St., 32; 4. North Dakota St., 25; 5. Lewis, 24; 6. South Dakota, 23; 7. UC Davis, 18; 8. Western St., 14; 9. Cal St. L.A., 11; 10. (tie) Emporia St., Humboldt St. and Neb.-Kearney, 10; 13. Minn. St. Moorhead, 8; 14. (tie) Grand Valley St. and South Dakota St., 6; 16.

Binghamton, 5; 17. (tie) Ashland, Mass.-Lowell, Morningside, NYIT, Slippery Rock and Wis.-Parkside, 4; 23. Neb.-Omaha, 2 1/2; 24. (tie) North Dakota, Pittsburg St. and St. Cloud St., 2; 27. Fort Hays St., 1 1/2; 28. (tie) East Stroudsburg, N.C. Central, Southern Conn. St. and Virginia St., 1.

2000: 1. Abilene Christian, 48; 2. North Dakota St., 47; 3. St. Augustine's, 44; 4. Gardner-Webb, 38; 5. Adams St., 34; 6. Slippery Rock, 20; 7. Lewis, 17; 8. (tie) Ashland and UC Davis, 14; 10. Emporia St., 12; 11. Neb.-Kearney, 10; 12. North Dakota, 9; 13. (tie) Livingstone, North Fla., South Dakota and South Dakota St., 8; 17. Minn. Duluth, 7; 18. (tie) Central Mo. St., Mass.-Lowell, Minn. St. Moorhead, Morningside and Western St., 6; 23. (tie) N.C. Central, Tex. A&M-Kingsville, Truman and Wheeling Jesuit, 4; 27. (tie) Fort Hays St., St. Cloud St. and Saginaw Valley, 2; 30. (tie) Cal St. Stanislaus, Grand Valley St., Neb.-Omaha, NYIT and Southern Conn. St., 1.

2001: 1. St. Augustine's, 63; 2. Abilene Christian, 48; 3. North Dakota St., 38 1/2; 4. (tie) UC Davis and Cal St. L.A., 33; 6. Lewis, 31; 7. South Dakota, 30; 8. Morningside, 20; 9. Western St., 19 1/2; 10. Mass.-Lowell, 15 1/2; 11. North Fla., 15; 12. South Dakota St., 14; 13. North Dakota, 13 1/2; 14. Neb.-Kearney, 13; 15. Ashland, 12; 16. (tie) Emporia St., Harding and Slippery Rock, 10; 19. (tie) Lincoln (Mo.) and Neb.-Omaha, 8; 21. Findlay, 7; 22. (tie) Central Wash. and Grand Valley St., 6; 24. (tie) Ferris St. and St. Cloud St., 5; 26. (tie) Adams St., Central Mo. St., N.C. Central and San Fran. St., 4; 30. Central Okla., East Stroudsburg, Indiana (Pa.) and Truman, 3; 34. Minn. St. Moorhead, 2; 35. (tie) Chadron St., Minn. St.

Mankato and NYIT, 1.

2002: 1. North Dakota St., 67 1/2; 2. St. Augustine's, 45; 3. Adams St., 41; 4. Abilene Christian, 36; 5. Ashland, 30; 6. Emporia St., 25; 7. Cal St. L.A., 20; 8. Lincoln (Mo.), 18; 9. Grand Valley St., 17; 10. (tie) N.C. Central and North Dakota, 15; 12. (tie) Morningside and Neb.-Omaha, 14; 14. South Dakota, 12 1/2; 15. Ferris St., 12; 16. (tie) Findlay, Fort Hays St. and North Fla., 10; 19. (tie) Pittsburg St. and Southern Conn. St., 9; 21. (tie) Cal St. Stanislaus, Indiana (Pa.) and Western St., 8; 24. Mass.-Lowell, 7; 25. (tie) Mo. Southern St. and NYIT, 6; 27. (tie) Tex. A&M-Kingsville and Truman, 5; 29. Harding, 4; 30. (tie) Central Mo. St., UC-Colo. Spgs., Kutztown and Lewis, 3; 34. (tie) Minn. St. Mankato, Neb.-Kearney and South Dakota St., 2; 37. (tie) Saginaw Valley and Seattle Pacific, 1.

2003: 1. St. Augustine's, 73; 2. Abilene Christian, 53; 3. North Dakota St., 41; 4. Lincoln (Mo.), 31; 5. (tie) Adams St. and Ashland, 30; 7. Grand Valley St., 28; 8. Western St., 18 1/2; 9. South Dakota, 17 1/2; 10. South Dakota St., 15; 11. Emporia St., 14; 12. North Fla., 11; 13. (tie) Mass.-Lowell, Minn. St. Mankato, Minn. St. Moorhead and Northwest Mo. St., 10; 17. Seattle Pacific, 9 1/2; 18. (tie) N.C. Central and Tex. A&M-Kingsville, 9; 20. (tie) UC Davis, Mo. Southern St., Neb.-Omaha and North Dakota, 8; 24. (tie) Findlay and Pittsburg St., 7; 26. Central Wash., 6; 27. (tie) Cal St. Bakersfield, Cal St. Dom. Hills and Lock Haven, 5; 30. Southern Ind., 2 1/2; 31. (tie) Augustana (S.D.), Lewis, Neb.-Kearney and NYIT, 2.

Photo by Rich Baillie/NCAA Photos



Samaiyah Islam of St. Augustine's (No. 137) won the 60-meter high hurdles.

Indoor Track

DIVISION III



2003 Championships

Edited by: Scott Deitch

Highlights

Lyons Complete Drive for Five: Wheaton (Massachusetts) responded to a challenge from Lehman to win its fifth consecutive championship March 14-15 at DePauw.

The Lyons led Lehman, 44-40, entering the meet's final event, the 1,600-meter relay. Wheaton's team of Vernick Smith, Aquilla Williams-Judge, Jana Bromell and Amber James exploded to a six-second victory and knocked more than 3.7 seconds off the previous meet record.

Lehman, which had no top-five team finishes in the previous 18 championships, placed second in the relay and compiled 48 points to Wheaton's 54.

Williams-Judge was the meet's only winner of two individual events. Williams-Judge edged Lehman's Paulette Baldwin in both the 55-meter high hurdles, an event Baldwin won in 2002, and the long jump.

James earned her third straight victory in the 400-meter dash, and Smith placed second.

In addition to Baldwin's pair of second-place finishes, Alecia Watson came in second in the triple jump and third in the 55-meter dash for Lehman.

Healy Thompson won the shot put for the third time for Williams and added more than 2 feet to the meet record.

For more, see the March 31, 2003 issue of The NCAA News at www.ncaa.org on the World Wide Web.

TEAM STANDINGS

1. Wheaton (Mass.)..... 54	19. Keene St. 9	Elmhurst..... 4
2. Lehman..... 48	20. Franklin..... 8	Fisk..... 4
3. Williams..... 42	St. Olaf..... 8	Montclair St..... 4
4. Wis.-Oshkosh..... 41	Wis.-Stevens Point..... 8	TCNJ..... 4
5. Wis.-La Crosse..... 24	23. Wis.-Stout..... 7	New Jersey City..... 4
6. Wartburg..... 22	24. Greenville..... 6	Ohio Northern..... 4
7. Geneseo St..... 20	Neb. Wesleyan..... 6	43. Augsburg..... 3
8. Chris. Newport..... 18	Ramapo..... 6	Hartwick..... 3
Colby..... 18	Washington (Mo.)..... 6	Millikin..... 3
10. Carthage..... 17	York (N.Y.)..... 6	Otterbein..... 3
11. Ithaca..... 12½	29. John Carroll..... 5½	47. Rhodes..... 2
12. Principia..... 12	New York U..... 5½	Wilmington (Ohio)..... 2
13. Bates..... 11	31. Amherst..... 5	WPI..... 2
Ill. Wesleyan..... 11	Loras..... 5	50. Bowdoin..... 1
St. Thomas (Minn.)..... 11	Moravian..... 5	Rensselaer..... 1
16. Brandeis..... 10	St. Lawrence..... 5	Wis.-Eau Claire..... 1
Richard Stockton..... 10	35. Monmouth (Ill.)..... 4½	
Wesleyan (Conn.)..... 10	36. Anderson (Ind.)..... 4	



Photo by Marilyn Culler/NCAA Photos

Wisconsin-La Crosse's Angela Hilgers concentrates on finishing a successful attempt in the pole vault. Hilgers placed second.

INDIVIDUAL RESULTS

55-meter dash: 1. Jenna Flateman, Wesleyan (Conn.), 7.03; 2. Happy Darcus, Chris. Newport, 7.12; 3. Alecia Watson, Lehman, 7.13; 4. Muffy Israel, Carthage, 7.13; 5. Diana Lawson, New Jersey City, 7.14; 6. Tonnisha Bell, Augsburg, 7.16; 7. Aquilla Williams-Judge, Wheaton (Mass.), 7.27; 8. Amber James, Wheaton (Mass.), 7.29.

400-meter dash: 1. Amber James, Wheaton (Mass.), 55.47; 2. Vernick Smith, Wheaton (Mass.), 56.24; 3. Michelle Barnwell, Lehman, 56.52; 4. Gena Rawlins, Ill. Wesleyan, 56.94; 5. Tierra Hicks, Montclair St., 57.33; 6. Sheri Kelleher, Hartwick, 57.36; 7. Latrice Powell, Carthage, 57.94; 8. Brittny Boyd, TCNJ, 58.37.

800-meter run: 1. Liz Woodworth, Wis.-Oshkosh, 2:11.59; 2. Megan Daymont, St. Olaf, 2:11.81; 3. Ronna Killins, Ramapo, 2:15.04; 4. Teresa Smock, St. Thomas (Minn.), 2:15.63; 5. Kenya Benjamin, York (N.Y.), 2:15.97; 6. Lynn Janovich, Ithaca, 2:16.35; 7. Colleen Doody, Williams, 2:17.24; 8. Kim Allen, Otterbein, 2:19.56.

1,500-meter run: 1. Missy Buttry, Wartburg, 4:24.95; 2. Robyn Burns, Franklin, 4:33.04; 3. Jenn Campbell, Williams, 4:35.78; 4. Megan Craig, Wis.-Stevens Point, 4:35.93; 5. Lisa Nicholson, Anderson (Ind.), 4:36.08; 6. Kelley Puglisi, Bates, 4:36.18; 7. Amy Paine, Rhodes, 4:36.47; 8. Amanda Laytham, Ithaca, 4:36.56.

5,000-meter run: 1. Melissa White, Geneseo St., 16:39.16; 2. Stephanie Hood, Principia, 16:50.47; 3.

Caroline Cretti, Williams, 16:55.08; 4. Mary Proulx, Keene St., 16:58.63; 5. Mariko Tansey Holbrook, Brandeis, 17:08.84; 6. Carter Hamill, Amherst, 17:09.14; 7. Beth Van Alstine, New York U., 17:20.47; 8. Julia Bensen, Williams, 17:22.17.

55-meter high hurdles: 1. Aquilla Williams-Judge, Wheaton (Mass.), 7.99; 2. Paulette Baldwin, Lehman, 8.06; 3. Sheana Grigsby, Carthage, 8.24; 4. Rachel Hutchins, Loras, 8.34; 5. Jackie Dight, Ohio Northern, 8.40; 6. Noreen Kordzeil, Wheaton (Mass.), 8.43; 7. Markita May, Otterbein, 8.53; 8. Breanna McMullen, Wis.-Eau Claire, 8.57.

1,600-meter relay: 1. Wheaton (Mass.) (Vernick Smith, Aquilla Williams-Judge, Jana Bromell, Amber James), 3:45.01; 2. Lehman, 3:51.04; 3. Ill. Wesleyan,

3:51.48; 4. Neb. Wesleyan, 3:51.80; 5. Carthage, 3:54.26; 6. TCNJ, 3:55.51; 7. York (N.Y.), 3:55.74; 8. Wartburg, 3:58.31.

Distance medley relay: 1. Wartburg (Jannae Holubar, Deanna Olson, Abby Tiernan, Missy Butry), 11:41.66; 2. Wis.-Oshkosh, 11:47.72; 3. Brandeis, 11:53.52; 4. Williams, 11:54.14; 5. Keene St., 11:55.32; 6. Ithaca, 11:57.35; 7. Amherst, 11:58.68; 8. Bowdoin, 12:03.65.

High jump: 1. Kim Deprez, Geneseo St., 1.76 (5-9¹/₄); 2. Karima Ummah, Colby, 1.71 (5-7¹/₄); 3. (tie) Meghan Morningstar, Ithaca, and Beth Grzybowski, John Carroll, 1.66 (5-5¹/₄); 5. (tie) Melissa Jones, Monmouth (Ill.), and Lauren Henkel, New York U., 1.66 (5-5¹/₄); 7. Emily Herring, Wilmington (Ohio), 1.66 (5-5¹/₄); 8. Kristin Moss, Williams, 1.66 (5-5¹/₄).

Pole vault: 1. Kim Marino, Richard Stockton, 3.93 (12-10³/₄); 2. Angela Hilgers, Wis.-La Crosse, 3.78 (12-4³/₄); 3. Karolien Bastiaens, St. Thomas (Minn.), 3.78 (12-

4³/₄); 4. Bethany Renner, Wis.-La Crosse, 3.48 (11-5); 5. Amy Peters, Elmhurst, 3.48 (11-5); 6. Meredith Jones, Williams, 3.48 (11-5); 7. Lindsay Doedens, Wis.-La Crosse, 3.48 (11-5); 8. Allison Benson, Rensselaer, 3.33 (10-11).

Long jump: 1. Aquilla Williams-Judge, Wheaton (Mass.), 5.84 (19-2); 2. Paulette Baldwin, Lehman, 5.73 (18-9³/₄); 3. Kammie Holt, Washington (Mo.), 5.73 (18-9³/₄); 4. Kate DePuy, St. Lawrence, 5.67 (18-7¹/₄); 5. Martinia Heath, Lehman, 5.62 (18-5¹/₄); 6. Tricia Clark, Wis.-La Crosse, 5.60 (18-4¹/₂); 7. Laura Verdegan, Wis.-Stout, 5.50 (18-0¹/₂); 8. Erin Powell, Neb. Wesleyan, 5.44 (17-10¹/₄).

Triple jump: 1. LaNeatra Johnson, Chris. Newport, 12.37 (40-7); 2. Alecia Watson, Lehman, 12.36 (40-6³/₄); 3. Karima Ummah, Colby, 12.15 (39-10¹/₂); 4. Laura Verdegan, Wis.-Stout, 12.04 (39-6); 5. Lydia Moolry, Fisk, 11.80 (38-8³/₄); 6. Angie Hawk, Millikin, 11.61 (38-1¹/₄); 7. Tricia Clark, Wis.-La Crosse, 11.57

(37-11¹/₂); 8. Kara Kuhrts, Monmouth (Ill.), 11.56 (37-11¹/₄).

Shot put: 1. Healy Thompson, Williams, 15.51 (50-10³/₄); 2. Elizabeth Wanless, Bates, 15.24 (50-0); 3. Deena Heins, Wis.-Oshkosh, 14.67 (48-3³/₄); 4. Christina Scherwin, Moravian, 14.45 (47-5); 5. Colleen Beal, Colby, 14.09 (46-2³/₄); 6. Amanda Nechuta, Wis.-Stevens Point, 13.86 (45-5³/₄); 7. Kerri Coleman, WPI, 13.61 (44-8); 8. Kristin Raether, Wis.-La Crosse, 13.57 (44-6¹/₄).

20-pound weight throw: 1. Deena Heins, Wis.-Oshkosh, 18.37 (60-3¹/₄); 2. Healy Thompson, Williams, 17.81 (58-5¹/₄); 3. Andrea Shultz, Greenville, 16.87 (55-4¹/₄); 4. Robyn Jarocki, Wis.-Oshkosh, 16.87 (55-4¹/₄); 5. Kristina Muller, Principia, 15.97 (52-4³/₄); 6. Kristin Raether, Wis.-La Crosse, 15.94 (52-3³/₄); 7. Penny Godleske, Wis.-Oshkosh, 15.72 (51-7); 8. Megan Pagel, Wartburg, 15.54 (51-0).

History

Team Results

Year	Champion	Coach	Points	Runner-Up	Points	Host or Site
1985	Mass.-Boston	Sherman Hart	50	Cortland St.	41	Bates
1986	Mass.-Boston	Sherman Hart	47	Springfield	36	St. Thomas (Minn.)
1987	Mass.-Boston	Sherman Hart	56	Chris. Newport	52	Chicago
1988	Chris. Newport	Vince Brown	66	Mass.-Boston	39	Smith
1989	Chris. Newport	Vince Brown	50	Rochester	31	Bowdoin
1990	Chris. Newport	Vince Brown	59	Wis.-Oshkosh	43	Smith
1991	Cortland St.	Jack Daniels	50	Wis.-Oshkosh	44 ¹ / ₂	Wesleyan
1992	Chris. Newport	Vince Brown	46	Wis.-Oshkosh	41	Wis.-Stevens Point
1993	Lincoln (Pa.)	Cyrus Jones	36	Wis.-La Crosse	27	Bowdoin
1994	Wis.-Oshkosh	Deb Vercauteren	41	Chris. Newport	36	Wis.-Oshkosh
1995	Wis.-Oshkosh	Deb Vercauteren	42	Cortland St.	26	Ohio Northern
1996	Wis.-Oshkosh	Deb Vercauteren	41	Lincoln (Pa.)	29	Smith
1997	Chris. Newport	Vince Brown	47	CCNY	36	Wis.-Oshkosh
1998	Chris. Newport	Vince Brown	31	Wheaton (Mass.)	28	Brandeis
1999	Wheaton (Mass.)	Paul Souza	43	Wis.-La Crosse	38	Ohio Northern
2000	Wheaton (Mass.)	Paul Souza	47	Lincoln (Pa.)	41	Ill. Wesleyan
2001	Wheaton (Mass.)	Paul Souza	63	Wis.-La Crosse	35	Wis.-Oshkosh
2002	Wheaton (Mass.)	Paul Souza	65 ¹ / ₂	Wis.-Oshkosh	37	Ohio Northern
2003	Wheaton (Mass.)	Paul Souza	54	Lehman	48	DePauw

TEAM CHAMPIONSHIPS

Chris. Newport 6, Wheaton (Mass.) 5, Mass.-Boston 3, Wis.-Oshkosh 3, Cortland St., Lincoln (Pa.), 1 each.

INDIVIDUAL CHAMPIONSHIPS

(Note: Totals include co-championships. Relay victories count one for each event.)

Chris. Newport 27, Wis.-Oshkosh 17, Wheaton (Mass.) 16, Cortland St. 13, Lincoln (Pa.) 10, Mass.-Boston 9, Brandeis 7, Tufts 7, Neb. Wesleyan 6, Wis.-La Crosse 5, Wis.-Stevens Point 5, Baldwin-Wallace 4, CCNY 4, Montclair St. 4, North Central (Ill.) 4, Rochester 4, St. Thomas (Minn.) 4, Williams 4, Wis.-Whitewater 4, Augsburg 3, Loras 3, Macalester 3, Wartburg 3, Amherst 2, Binghamton 2, Carleton 2, Coe 2, East. Mennonite 2, Fitchburg St. 2, Geneseo St. 2, Hamline 2, Luther 2, Methodist 2, New Jersey City 2, St. Norbert 2, Stony Brook 2, Wis.-Eau Claire 2, Augustana (Ill.), Bethel (Minn.), Buena Vista, Carroll (Wis.), Carthage, Case Reserve, Central (Iowa), Chicago, Hamilton, Hartwick, Ill. Wesleyan, Ithaca, Kenyon, Lawrence, Lehman, Manchester, Medgar Evers, Middlebury, Moravian, Mount Union, TCNJ, Ohio Northern, Richard Stockton, Salve Regina, Sewanee, Smith, Springfield, Washington (Mo.), Wesleyan (Conn.), Wilmington (Ohio), 1 each.

Championships Records

(Note: Teams winning relays are credited with one individual championship; relay championships do not count as individual titles for relay-team members.)

METERS

55-METER DASH

6.98—Diana Lawson, New Jersey City, 3-10-2001.

400-METER DASH

55.46—Amber James, Wheaton (Mass.), 3-9-2002.

800-METER RUN

2:06.89—Genesia Eddins, Mass.-Boston, 3-14-87.

1,500-METER RUN

4:24.95—Missy Butry, Wartburg, 3-14-2003.

3,000-METER RUN

9:33.78—Julia Kirtland, Macalester, 3-14-87.

5,000-METER RUN

16:39.16—Melissa White, Geneseo St., 3-15-2003.

55-METER HURDLES

7.85—Rhondale Jones, Lincoln (Pa.), 3-10-2001.

1,600-METER RELAY

3:45.01—Wheaton (Mass.) (Vernick Smith, Aquilla

Williams-Judge, Jana Bromell, Amber James), 3-15-2003.

DISTANCE MEDLEY RELAY

11:41.66—Wartburg (Jannae Holubar, Deanna Olson, Abby Tiernan, Missy Butry), 3-14-2003.

FIELD EVENTS

HIGH JUMP

1.80 (5-10³/₄)—Kristy Laramée, Middlebury, 3-11-2000.

POLE VAULT

3.93 (12-10³/₄)—Kim Marino, Richard Stockton, 3-15-2003.

LONG JUMP

5.96 (19-6³/₄)—Shimera Daniels, Wheaton (Mass.), 3-9-2002.

TRIPLE JUMP

12.62 (41-5)—Shimera Daniels, Wheaton (Mass.), 3-9-2002.

SHOT PUT

15.51 (50-10³/₄)—Healy Thompson, Williams, 3-15-2003.

20-POUND WEIGHT THROW

18.37 (60-3¹/₄)—Deena Heins, Wis.-Oshkosh, 3-14-2003.

MISCELLANEOUS**INDIVIDUAL CHAMPIONS, YEAR**

4—Chris. Newport, 1989-97; Wheaton (Mass.), 2002-03.

INDIVIDUAL TITLES, YEAR

4—Sheila Trice, Chris. Newport, 1989 (55-meter dash, 55-meter high hurdles, long jump, triple jump).
2—Lisa Dillard, Chris. Newport, 1987 (55-meter dash, long jump); Sheila Trice, Chris. Newport, 1988 (55-meter dash, triple jump), 1990 (55-meter dash, 55-meter high hurdles); Josefa Benzoni, Rochester, 1989 (1,500-meter run, 3,000-meter run); Sarah Lenchner, Stony Brook, 1990 (long jump, triple jump); Vicki Mitchell, Cortland St., 1991 (1,500-meter run, 5,000-meter run); Vera Stenhouse, Tufts, 1991 (400-meter dash, triple jump); Eleena Zhelezov, Brandeis, 1992 (long jump, triple jump); Melissa Mueller, Wis.-Oshkosh, 1994 (55-meter high hurdles, high jump); Melissa Oleson, Wis.-Oshkosh, 1996 (shot put, 20-pound weight throw); Tamiko Patterson, Chris. Newport, 1997 (long jump, triple jump); Rhondale Jones, Lincoln (Pa.), 1999-2000 (55-meter dash, 55-meter high hurdles); Shimera Daniels, Wheaton (Mass.), 2002 (long jump, triple jump); Aquilla Williams-Judge, Wheaton (Mass.), 2003 (55-meter high hurdles, long jump).

INDIVIDUAL TITLES, CAREER

8—Sheila Trice, Chris. Newport (55-meter dash 1988-89-90, 55-meter high hurdles 1989-90, long jump 1989, triple jump 1988-89).
5—Eleena Zhelezov, Brandeis (long jump 1992, triple jump 1992-93-94-95); Rhondale Jones, Lincoln (Pa.) (55-meter dash 1999-2000, 55-meter high hurdles 1999-2000-01).

REPEAT CHAMPIONS

4—Eleena Zhelezov, Brandeis (triple jump 1992-93-94-95).
3—Claudia Stanley, Chris. Newport (shot put 1985-86-87); Genesia Eddins, Mass.-Boston (800-meter run 1986-87-88); Sheila Trice, Chris. Newport (55-meter dash 1988-89-90); Kim Oden, Neb. Wesleyan (high jump 1989-90-92); Deshawnda Williams, Wheaton (Mass.) (400-meter dash 1998-99-2000); Rhondale Jones, Lincoln (Pa.) (55-meter high hurdles 1999-2000-01); Amber James, Wheaton (Mass.) (400-meter dash 2001-02-03); Healy Thompson, Williams (shot put 2000-02-03).

Individual Champions**55-METER DASH**

1985 Tracey Armstead, Cortland St., 7.04
1986 Michelle Mazurik, Rochester, 7.10
1987 Lisa Dillard, Chris. Newport, 7.01
1988 Sheila Trice, Chris. Newport, 7.03
1989 Sheila Trice, Chris. Newport, 7.09
1990 Sheila Trice, Chris. Newport, 7.07
1991 Alondra Woodard, Lincoln (Pa.), 7.27
1992 Alondra Woodard, Lincoln (Pa.), 7.24
1993 Vandisha Wilder, Chris. Newport, 7.24
1994 Karla Eggeron, Wis.-Whitewater, 7.19
1995 Karla Eggeron, Wis.-Whitewater, 7.27
1996 Kia Savage, Lincoln (Pa.), 7.20
1997 Meshailay Robinson, Chris. Newport, 7.16
1998 Meshailay Robinson, Chris. Newport, 7.10
1999 Rhondale Jones, Lincoln (Pa.), 7.15
2000 Rhondale Jones, Lincoln (Pa.), 7.09
2001 Diana Lawson, New Jersey City, 6.98
2002 Diana Lawson, New Jersey City, 7.07
2003 Jenna Flateman, Wesleyan (Conn.), 7.03

400-METER DASH

1985 Murtonda Durant, Mass.-Boston, 57.07
1986 Sharon Mason, CCONY, 56.96
1987 Murtonda Durant, Mass.-Boston, 56.66
1988 Carolyn Ross, Augsburg, 56.86
1989 Carolyn Ross, Augsburg, 56.81
1990 Vera Stenhouse, Tufts, 56.81
1991 Vera Stenhouse, Tufts, 56.79
1992 Sharon Lindo, Montclair St., 57.51
1993 Sharon Lindo, Montclair St., 57.43
1994 Patsy Cargill, North Central (Ill.), 57.04

1995 Patsy Cargill, North Central (Ill.), 57.39
1996 Shawntell Manning, Tufts, 57.22
1997 Jacqueline Hunter, CCONY, 56.07
1998 Deshawnda Williams, Wheaton (Mass.), 56.53
1999 Deshawnda Williams, Wheaton (Mass.), 56.24
2000 Deshawnda Williams, Wheaton (Mass.), 56.23
2001 Amber James, Wheaton (Mass.), 56.62
2002 Amber James, Wheaton (Mass.), 55.46
2003 Amber James, Wheaton (Mass.), 55.47

800-METER RUN

1985 Eloise Evans, Salve Regina, 2:12.40
1986 Genesia Eddins, Mass.-Boston, 2:13.97
1987 Genesia Eddins, Mass.-Boston, 2:06.89
1988 Genesia Eddins, Mass.-Boston, 2:07.42
1989 Elizabeth Messerly, Coe, 2:15.60
1990 Elizabeth Messerly, Coe, 2:15.12
1991 Becky Bieber, Cortland St., 2:11.22
1992 Diane Hevehan, Tufts, 2:16.14
1993 Narissa Crosson, Lincoln (Pa.), 2:16.13
1994 Jessie Bushman, Wis.-Stevens Point, 2:15.47
1995 Rachel Knapp, Augustana (Ill.), 2:11.63
1996 Victoria Petrillo, Brandeis, 2:14.40
1997 Victoria Petrillo, Brandeis, 2:14.27
1998 Erin Hipp, Ohio Northern, 2:14.29
1999 Caitlin Murphy, Tufts, 2:13.39
2000 Caitlin Murphy, Tufts, 2:12.15
2001 Leah Juno, Wis.-Stevens Point, 2:12.11
2002 Liz Woodworth, Wis.-Oshkosh, 2:12.41
2003 Liz Woodworth, Wis.-Oshkosh, 2:11.59

1,500-METER RUN

1985 Lisa Koelgen, St. Thomas (Minn.), 4:35.04
1986 Lisa Koelgen, St. Thomas (Minn.), 4:34.74
1987 Mary Schlick, Macalester, 4:32.35
1988 Josefa Benzoni, Rochester, 4:28.83
1989 Josefa Benzoni, Rochester, 4:30.38
1990 Vicki Mitchell, Cortland St., 4:34.21
1991 Vicki Mitchell, Cortland St., 4:30.73
1992 Laura Horejs, Wis.-Oshkosh, 4:35.75
1993 Kelly Wilder, Kenyon, 4:36.23
1994 Michelle LaFleur, Cortland St., 4:36.97
1995 Michelle LaFleur, Cortland St., 4:33.62
1996 Heidi Swarts, Cortland St., 4:36.35
1997 Heidi Swarts, Cortland St., 4:37.59
1998 Michelle Franklin, Cortland St., 4:35.45
1999 Marni Lynn, Carroll (Wis.), 4:32.73
2000 Heather Stone, Sewanee, 4:34.52
2001 Heidi Wolfsberger, Moravian, 4:34.26
2002 Missy Buttry, Wartburg, 4:31.17
2003 Missy Buttry, Wartburg, 4:24.95

5,000-METER RUN

1991 Vicki Mitchell, Cortland St., 16:48.79
1992 Anne Marie DeSignore, Ithaca, 17:07.0
1993 Brenda Ramsey, Manchester, 17:14.91
1994 Kelly Copps, St. Thomas (Minn.), 17:10.75
1995 Kelly Copps, St. Thomas (Minn.), 17:27.1
1996 Heather Swarts, Cortland St., 17:09.14
1997 Turena Johnson, Luther, 17:11.42
1998 Tiffany Ebensperger, Wis.-Oshkosh, 17:16.52
1999 Emily Richard, Washington (Mo.), 17:07.80
2000 Rhaina Echols, Chicago, 16:41.49
2001 Maggie Hanson, Hamilton, 16:59.07
2002 Carter Hamill, Amherst, 17:11.93
2003 Melissa White, Geneseo St., 16:39.16

55-METER HIGH HURDLES

1985 Michelle Williams, Mass.-Boston, 8.31
1986 Janet Williams, Springfield, 7.99
1987 Deborah Wells, Fitchburg St., 8.21
1988 Deborah Wells, Fitchburg St., 8.04
1989 Sheila Trice, Chris. Newport, 8.00
1990 Sheila Trice, Chris. Newport, 8.06
1991 Tracey Miller, Mount Union, 8.31
1992 Antoinette Bass, Chris. Newport, 8.35
1993 Jennifer Green, Baldwin-Wallace, 8.28
1994 Jennifer Green, Baldwin-Wallace, 8.33
Melissa Mueller, Wis.-Oshkosh, 8.33
1995 Joni Westland, Neb. Wesleyan, 8.39
1996 Kellie Ross, Lincoln (Pa.), 8.11
1997 Bridgett Cochran, Chris. Newport, 8.21
1998 Bridgett Cochran, Chris. Newport, 8.07
1999 Rhondale Jones, Lincoln (Pa.), 8.04
2000 Rhondale Jones, Lincoln (Pa.), 8.07
2001 Rhondale Jones, Lincoln (Pa.), 7.85
2002 Paulette Baldwin, Lehman, 7.99
2003 Aquilla Williams-Judge, Wheaton (Mass.), 7.99

1,600-METER RELAY

1987 Mass.-Boston (Murtonda Durant, Patsy Booker, Sonji Larts, Genesia Eddins), 3:49.25
1988 Mass.-Boston (Genesia Eddins, Jackie James, Darrelle Boyd, Murtonda Durant), 3:50.83
1989 Wis.-La Crosse (May Mannes, Sharron Owens, Natalie Wichgers, Shawn Gremban), 3:56.5
1990 Wis.-Oshkosh (Dena Beckman, Ann Fink, Amy Heath, Annette Partoll), 3:56.5
1991 Montclair St. (Yvonne Bradford, Denise Drakes, Sharon Lindo, Carla Roberts), 3:56.05
1992 Montclair St. (Denise Drakes, Kristen Pelcher, Sherine Titus, Sharon Lindo), 3:55.96
1993 Wis.-La Crosse (Amy Johnson, Jenny Ford, Kari Nethery, Luanne Bruss), 3:54.19
1994 Chris. Newport (Cusetta Corridon, Vanessa Lindsey, Dominique McLaughlin, Vandisha Wilder), 3:58.87
1995 Medgar Evers (Denise July, Leonna Austin, Elizabeth Sealy, Tomikka Robinson), 4:00.20
1996 Neb. Wesleyan (Jenny Blenderman, Amy Cooper, Joni Westland, Amanda Jurgensen), 3:57.69
1997 CCONY (Keisha Latty, Robyn McCarthy, Susan Claytor, Jacqueline Hunter), 3:50.97
1998 Wheaton (Mass.) (Angela Mullins, Amy Swanson, Colleen Myrie, Deshawnda Williams), 3:53.01
1999 North Central (Ill.) (Maggie Zdzarska, Sue DeNigris, Vanessa Vaughn, Pristina Jones), 3:56.18
2000 Wheaton (Mass.) (Angela Mullins, Tenille Johnson, Niara Woods, Deshawnda Williams), 3:50.63
2001 Wheaton (Mass.) (Tenille Johnson, Niara Woods, Jacqui Martinelli, Amber James), 3:50.64
2002 Wheaton (Mass.) (Niara Woods, Tessa Donoghue, Amber James, April Butler), 3:48.78
2003 Wheaton (Mass.) (Vernick Smith, Aquilla Williams-Judge, Jana Bromell, Amber James), 3:45.01

DISTANCE MEDLEY RELAY

2000 Williams (Katie Sharff, Colleen Doody, Katie Worth, Tara Crowley), 11:59.46
2001 Luther (Siri Thompson, Jaimie Rasmussen, Jenarah Tekippe, Johanna Olson), 11:55.81
2002 Wis.-Oshkosh (Jackie Munoz, Jessy Marx, Jill Hardtke, Liz Woodworth), 11:46.19
2003 Wartburg (Jannae Holubar, Deanna Olson, Abby Tiernan, Missy Buttry), 11:41.66

HIGH JUMP

1985 Michelle Riedi, Wis.-Stevens Point, 1.78 (5-10)
1986 Michelle Riedi, Wis.-Stevens Point, 1.73 (5-8)
1987 Sonya Ming, Baldwin-Wallace, 1.68 (5-6)
1988 Lisa Kelly, Carleton, 1.65 (5-5)
1989 Kim Oden, Neb. Wesleyan, 1.76 (5-9¹/₄)
1990 Kim Oden, Neb. Wesleyan, 1.75 (5-8³/₄)
1991 Laura Salm, St. Norbert, 1.75 (5-8³/₄)
1992 Kim Oden, Neb. Wesleyan, 1.74 (5-8¹/₂)
1993 Laura Salm, St. Norbert, 1.74 (5-8¹/₂)
1994 Melissa Mueller, Wis.-Oshkosh, 1.71 (5-7¹/₄)
1995 Leslie Kindling, Case Reserve, 1.71 (5-7¹/₄)
1996 Arlene Meinholz, Wis.-Eau Claire, 1.71 (5-7¹/₄)
1997 Nyhla Rothwell, Wilmington (Ohio), 1.69 (5-6¹/₂)
1998 Dawn Putnam-Vinyard, Buena Vista, 1.74 (5-8¹/₂)
1999 Maria Megnin, Hartwick, 1.79 (5-10¹/₂)
2000 Kristy Laramee, Middlebury, 1.80 (5-10³/₄)
2001 Erica DiStefano, TCNJ, 1.76 (5-9¹/₄)
2002 Carrie Danielewicz, Wis.-Oshkosh, 1.71 (5-7¹/₄)
2003 Kim Deprez, Geneseo St., 1.76 (5-9¹/₄)

POLE VAULT

2000 Laura Rosenberger, East. Mennonite, 3.76 (12-4)
2001 Laura Rosenberger, East. Mennonite, 3.62 (11-10¹/₂)
2002 Kelly Bowen, Neb. Wesleyan, 3.77 (12-4¹/₂)
2003 Kim Marino, Richard Stockton, 3.93 (12-10³/₄)

LONG JUMP

1985 Tracey Armstead, Cortland St., 18-7³/₄
1986 Michelle Dickens, Chris. Newport, 5.62 (18-5¹/₄)
1987 Lisa Dillard, Chris. Newport, 5.93 (19-5¹/₂)
1988 Sandy Shelton, Chris. Newport, 5.67 (18-7¹/₄)
1989 Sheila Trice, Chris. Newport, 5.82 (19-1)
1990 Sarah Lenchner, Stony Brook, 5.71 (18-8³/₄)

1991 Sandy Shelton, Chris. Newport, 5.71 (18-8³/₄)
 1992 Eleena Zhelezov, Brandeis, 5.69 (18-8)
 1993 Becky Karls, Wis.-Whitewater, 5.77 (18-11¹/₄)
 1994 Diana Ling, Lawrence, 5.73 (18-9¹/₂)
 1995 Tara Harding, Wis.-Oshkosh, 5.60 (18-4¹/₂)
 1996 Tara Jaeger, Wis.-Oshkosh, 5.51 (18-1)
 1997 Tamiko Patterson, Chris. Newport, 5.55 (18-2¹/₂)
 1998 Robyn McCarthy, CCNY, 5.71 (18-9)
 1999 Pristina Jones, North Central (Ill.), 5.80 (19-0¹/₂)
 2000 Muneerah Maalik, Ill. Wesleyan, 5.81 (19-0³/₄)
 2001 Katie Brees, Central (Iowa), 5.82 (19-1¹/₄)
 2002 Shimera Daniels, Wheaton (Mass.), 5.96 (19-6³/₄)
 2003 Aquilla Williams-Judge, Wheaton (Mass.), 5.84 (19-2)

TRIPLE JUMP

1985 Ann Brissett, Mass.-Boston, 37-11³/₄
 1986 Karen Grant, Methodist, 11.98 (39-3³/₄)
 1987 Karen Grant, Methodist, 12.06 (39-6³/₄)
 1988 Sheila Trice, Chris. Newport, 11.47 (37-7³/₄)
 1989 Sheila Trice, Chris. Newport, 11.92 (39-1¹/₄)
 1990 Sarah Lenchner, Stony Brook, 12.08 (39-7³/₄)
 1991 Vera Stenhouse, Tufts, 11.54 (37-10¹/₂)
 1992 Eleena Zhelezov, Brandeis, 12.04 (39-6)
 1993 Eleena Zhelezov, Brandeis, 12.04 (39-6)
 1994 Eleena Zhelezov, Brandeis, 12.32 (40-5)
 1995 Eleena Zhelezov, Brandeis, 12.43 (40-9¹/₂)
 1996 Monique Hacker, Binghamton, 11.92 (39-1¹/₄)

1997 Tamiko Patterson, Chris. Newport, 12.20 (40-0¹/₂)
 1998 Monique Hacker, Binghamton, 12.46 (40-10¹/₂)
 1999 Casey Taylor, Chris. Newport, 12.00 (39-4¹/₂)
 2000 Nicole Campbell, Amherst, 12.33 (40-5¹/₂)
 2001 Shimera Daniels, Wheaton (Mass.), 11.88 (38-11³/₄)
 2002 Shimera Daniels, Wheaton (Mass.), 12.62 (41-5)
 2003 LaNeatra Johnson, Chris. Newport, 12.37 (40-7)

SHOT PUT

1985 Claudia Stanley, Chris. Newport, 44-7
 1986 Claudia Stanley, Chris. Newport, 14.51 (47-7¹/₄)
 1987 Claudia Stanley, Chris. Newport, 14.38 (47-2¹/₄)
 1988 Melanie Herrera, Augsburg, 14.34 (47-0³/₄)
 1989 Kelly Bowe, Wis.-Eau Claire, 12.81 (42-0¹/₂)
 1990 Beth Mears, Wis.-Stevens Point, 13.44 (44-1¹/₄)
 1991 Kelli Newman, Bethel (Minn.), 14.05 (46-1¹/₄)
 1992 Stephanie Bostwick, Wis.-Oshkosh, 14.05 (46-1¹/₄)
 1993 Jessie Coonen, Wis.-La Crosse, 13.58 (44-6³/₄)
 1994 Tricia Haralson, Wis.-Oshkosh, 13.77 (45-2¹/₄)
 1995 Kim Kiner, Loras, 13.73 (45-0¹/₂)
 1996 Melissa Oleson, Wis.-Oshkosh, 13.71 (44-11³/₄)
 1997 Kim Kiner, Loras, 14.53 (47-8)
 1998 Misty Bahr, Hamline, 14.21 (46-7¹/₂)
 1999 Jayme Gallant, Baldwin-Wallace, 13.86 (45-5³/₄)

2000 Healy Thompson, Williams, 13.32 (43-8¹/₂)
 2001 Sara Nauman, Loras, 14.77 (48-5¹/₂)
 2002 Healy Thompson, Williams, 14.43 (47-4¹/₄)
 2003 Healy Thompson, Williams, 15.51 (50-10³/₄)

20-POUND WEIGHT THROW

1996 Melissa Oleson, Wis.-Oshkosh, 16.56 (54-4)
 1997 Melissa Oleson, Wis.-Oshkosh, 16.80 (55-1¹/₂)
 1998 Patti Frankowiak, Wis.-La Crosse, 16.36 (53-8¹/₄)
 1999 Patti Frankowiak, Wis.-La Crosse, 17.23 (56-6¹/₂)
 2000 April Felt, Hamline, 17.24 (56-6³/₄)
 2001 Jessica Kohlman, Wis.-Whitewater, 17.88 (58-8)
 2002 Becki Schmitz, Carthage, 17.46 (57-3¹/₂)
 2003 Deena Heins, Wis.-Oshkosh, 18.37 (60-3¹/₄)

(Note: This event is no longer contested.)

3,000-METER RUN

1985 Julia Kirtland, Macalester, 9:47.36
 1986 Gwynn Hardesty, Smith, 9:52.54
 1987 Julia Kirtland, Macalester, 9:33.78
 1988 Anna Prineas, Carleton, 9:42.11
 1989 Josefa Benzoni, Rochester, 9:37.46
 1990 Mary Beth Crawley, Cortland St., 9:48.39

Top Five Team Finishes

Team	1st	2nd	3rd	4th	5th	Best Finish (Year[s])
Augsburg	0	0	1	0	0	3rd (1988)
Binghamton	0	0	1	0	0	3rd (1998)
Brandeis	0	0	2	1	0	3rd (1992-93)
Buena Vista	0	0	0	0	1	5th (1998)
Carleton	0	0	1	0	0	3rd (1988)
Carthage	0	0	0	0	1	5th (2002)
Chris. Newport	6	2	2	2	0	1st (1988-89-90-92-97-98) 2nd (1997)
CCNY	0	1	2	0	1	3rd (1985)
Colby	0	0	1	0	0	1st (1991)
Cortland St.	1	2	2	0	2	5th (1986-87)
Fitchburg St.	0	0	0	0	2	4th (1997)
Hamline	0	0	0	1	0	2nd (2003)
Lehman	0	1	0	0	0	1st (1993)
Lincoln (Pa.)	1	2	0	1	1	4th (1987)
Macalester	0	0	0	1	0	1st (1985-86-87)
Mass.-Boston	3	1	0	0	0	4th (1995)
Medgar Evers	0	0	0	1	0	5th (1992)
Montclair St.	0	0	0	1	2	4th (1992)
Neb. Wesleyan	0	0	0	1	0	4th (1997)
TCNJ	0	0	0	0	1	5th (1999)
North Central (Ill.)	0	0	0	0	0	2nd (1989)
Rochester	0	1	0	0	0	3rd (1995)
St. Thomas (Minn.)	0	0	1	3	0	2nd (1986)
Springfield	0	1	0	0	0	4th (1985-89)
Stony Brook	0	0	0	2	1	3rd (1989)
Tufts	0	0	1	2	0	1st (1999-2000-01-02-03)
Wheaton (Mass.)	5	1	0	0	0	3rd (2000-01-03)
Williams	0	0	3	1	0	2nd (1993-99-2001)
Wis.-La Crosse	0	3	3	0	3	1st (1994-95-96)
Wis.-Oshkosh	3	4	1	2	2	4th (2001)
Wis.-Stevens Point	0	0	0	1	0	5th (1993)
Wis.-Whitewater	0	0	0	0	1	

All-Time Team Results

1985: 1. Mass.-Boston, 50; 2. Cortland St., 41; 3. Colby, 22; 4. (tie) St. Thomas (Minn.) and Stony Brook, 20; 6. (tie) Fitchburg St. and Salve Regina, 18; 8. Frostburg St., 14; 9. Ohio Wesleyan, 13; 10. (tie) Chris. Newport and Rochester Inst., 11; 12. (tie) Fisk, Macalester and Wis.-Stevens Point, 10; 15. Grinnell, 8; 16. Dubuque, 7; 17. (tie) Heidelberg and Hunter, 5; 19. Bowdoin, 4; 20. Hamline, 3; 21. (tie) Binghamton, Carleton and CCNY, 2; 24. (tie) Bates, Lehman, North Central (Ill.) and Tufts, 1.

1986: 1. Mass.-Boston, 47; 2. Springfield, 36; 3. CCNY, 23; 4. Chris. Newport, 21; 5. Fitchburg St., 16; 6. (tie) Augsburg and Fisk, 12; 8. (tie) Macalester and St. Thomas (Minn.), 11; 10. Frostburg St., 10¹/₂; 11. (tie) Methodist, Rochester, Smith, Wis.-Stevens Point and Wis.-Stout, 10; 16. (tie) Buffalo, Cortland St. and Fredonia St., 8; 19. (tie) Bates and Stony Brook, 6; 21. (tie) Albany (N.Y.), Bethel (Minn.) and Wis.-Oshkosh, 4; 24. (tie) Binghamton and Southern Conn. St., 3; 26. (tie) Ithaca and Wis.-La Crosse, 2; 28. (tie) Concordia-M'head and St. Olaf, 1; 30. Brockport St., 1/2.

1987: 1. Mass.-Boston, 56; 2. Chris. Newport, 52; 3. Wis.-La Crosse, 25; 4. Macalester, 21; 5. Fitchburg St., 20¹/₃; 6. Methodist, 20; 7. Rochester, 16¹/₃; 8. Albany (N.Y.), 16; 9. Frostburg St., 11; 10. (tie) Baldwin-Wallace, North Central (Ill.) and St. Olaf, 10; 13. Augsburg, 9; 14.

Notre Dame (Cal.), 8; 15. Binghamton, 7; 16. (tie) Buffalo and Stony Brook, 6; 18. (tie) Brandeis, CCNY, Colby, Smith, Tufts and Wis.-Oshkosh, 4; 24. St. Norbert, 2¹/₃; 25. (tie) Coe, Grinnell, Ithaca and Wis.-Stevens Point, 2; 29. (tie) Carroll (Wis.), Lewis & Clark and Ursinus, 1.

1988: 1. Chris. Newport, 66; 2. Mass.-Boston, 39; 3. (tie) Augsburg and Carleton, 20; 5. CCNY, 19; 6. Wis.-Oshkosh, 17; 7. (tie) Concordia-M'head and Wis.-La Crosse, 13; 9. Smith, 12; 10. Tufts, 11; 11. (tie) Fitchburg St. and Rochester, 10; 13. Coe, 9; 14. (tie) Allegheny, Carthage, Elmhurst, North Central (Ill.) and St. Olaf, 8; 19. Bethel (Minn.), 7; 20. (tie) Baldwin-Wallace and Bowdoin, 6; 22. (tie) St. Thomas (Minn.) and Wis.-Stevens Point, 4; 24. (tie) Cortland St. and Wartburg, 3; 26. (tie) Carroll (Wis.), Simpson and Wis.-Whitewater, 2; 29. (tie) Buffalo and Notre Dame (Cal.), 1.

1989: 1. Chris. Newport, 50; 2. Rochester, 31; 3. Tufts, 24; 4. Stony Brook, 20; 5. Neb. Wesleyan, 17; 6. Wis.-La Crosse, 16; 7. (tie) Methodist, St. Thomas (Minn.) and Wis.-Oshkosh, 14; 10. Simpson, 12; 11. Coe, 11; 12. (tie) Augsburg, Bates and Wis.-Eau Claire, 10; 15. Mass.-Boston, 9; 16. (tie) Brandeis, Carleton and TCNJ, 8; 19. (tie) Concordia-M'head, Dickinson, North Central (Ill.) and Plattsburgh St., 6; 23. (tie) Elmhurst and Wis.-Stout, 5; 25. (tie) CCNY, Ithaca and Wheaton (Ill.), 4; 28. (tie) Bethel (Minn.), Cortland St. and Wis.-Stevens Point, 2; 31. (tie) Lincoln (Pa.), Ursinus and Williams, 1.

1990: 1. Chris. Newport, 59; 2. Wis.-Oshkosh, 43; 3. Cortland St., 35; 4. Tufts, 29; 5. Stony Brook, 24; 6. (tie) Neb. Wesleyan and Simpson, 14; 8. St. Thomas (Minn.), 12; 9. (tie) Coe, North Central (Ill.) and Wis.-Stevens Point, 10; 12. (tie) TCNJ, Methodist, St. Norbert and St. Olaf, 8; 16. (tie) Bethel (Minn.), Ohio Wesleyan and Wesleyan, 6; 19. (tie) Brandeis, Frostburg St., North Park and Smith, 4; 23. Wis.-La Crosse, 3; 24. (tie) Augustana (Ill.), Bates, Emory and Lincoln (Pa.), 2; 28. (tie) Concordia-M'head, Ithaca and Wis.-Whitewater, 1.

1991: 1. Cortland St., 50; 2. Wis.-Oshkosh, 44 $\frac{1}{2}$; 3. Chris. Newport, 35; 4. Tufts, 29; 5. Neb. Wesleyan, 26; 6. Montclair St., 18; 7. Bethel (Minn.), 14; 8. Mary Washington, 12; 9. St. Thomas (Minn.), 11; 10. Mount Union, 10 $\frac{1}{2}$; 11. (tie) Lincoln (Pa.) and St. Norbert, 10; 13. (tie) Baldwin-Wallace and Hunter, 8; 15. Wis.-La Crosse, 7; 16. (tie) Brandeis, Simpson and Wis.-Stevens Point, 6; 19. (tie) Hartwick and Heidelberg, 4; 21. (tie) Bowdoin, Colby, Concordia-M'head, Fredonia St., Ithaca, TCNJ, Widener and Wis.-Eau Claire, 2; 29. (tie) Buena Vista, Carnegie Mellon, Hamline, Lawrence, Moravian and St. Olaf, 1.

1992: 1. Chris. Newport, 46; 2. Wis.-Oshkosh, 41; 3. Brandeis, 34; 4. Neb. Wesleyan, 26; 5. Montclair St., 24; 6. Tufts, 21; 7. (tie) Brockport St. and Lincoln (Pa.), 14; 9. Cortland St., 13; 10. Allegheny, 12; 11. Ithaca, 11; 12. Concordia-M'head, 10; 13. (tie) Carnegie Mellon, St. Olaf and Wis.-La Crosse, 8; 16. (tie) Bennett, Mary Washington and Mount Union, 6; 19. Baldwin-Wallace, 5; 20. (tie) Augustana (Ill.), Case Reserve, North Central (Ill.), Plattsburgh St. and Wis.-Stevens Point, 4; 25. (tie) Carleton and Simpson, 2; 27. (tie) Fredonia St., Haverford, St. Thomas (Minn.) and Smith, 1.

1993: 1. Lincoln (Pa.), 36; 2. Wis.-La Crosse, 27; 3. Brandeis, 24; 4. Wis.-Oshkosh, 21; 5. (tie) Cortland St. and Wis.-Whitewater, 18; 7. (tie) Chris. Newport and Macalester, 16; 9. (tie) Montclair St. and Simpson, 11; 11. (tie) Baldwin-Wallace, Kenyon, St. Norbert and Tufts, 10; 15. (tie) Albany (N.Y.), Colby, St. Benedict and St. Olaf, 8; 19. Wis.-Eau Claire, 7; 20. (tie) Monmouth (Ill.), St. Thomas (Minn.) and Widener, 6; 23. (tie) Williams and Wis.-Stevens Point, 5; 25. (tie) Bennett, Coast Guard, Lawrence, Neb. Wesleyan and Plattsburgh St., 4; 30. North Central (Ill.), 3; 31. (tie) Bowdoin, Case Reserve, Mary Washington, TCNJ and Ursinus, 2; 36. (tie) Allegheny, Augustana (Ill.) and Fredonia St., 1.

1994: 1. Wis.-Oshkosh, 41; 2. Chris. Newport, 36; 3. Cortland St., 24; 4. St. Thomas (Minn.), 20 $\frac{1}{3}$; 5. Wis.-La Crosse, 19; 6. Brandeis, 18; 7. North Central (Ill.), 16; 8. Wis.-Stevens Point, 12; 9. (tie) Geneseo St., Lawrence, Neb. Wesleyan and Wis.-Whitewater, 10; 13. Baldwin-Wallace, 9; 14. (tie) Anderson (Ind.), Carnegie Mellon, Moravian and Westfield St., 8; 18. Wis.-Eau Claire, 6 $\frac{1}{3}$; 19. (tie) East. Mennonite, St. Norbert and Widener, 6; 22. Bowdoin, 5 $\frac{1}{2}$; 23. (tie) Augustana (Ill.), Brockport St., Buena Vista, Concordia-M'head, Haverford, Mount Holyoke, New York U. and Wooster, 4; 31. (tie) Bates, Carleton, Case Reserve and Mount Union, 2; 35. Plattsburgh St., 1 $\frac{1}{2}$; 36. (tie) Amherst and Smith, 1; 38. Wartburg, $\frac{1}{3}$.

1995: 1. Wis.-Oshkosh, 42; 2. Cortland St., 26; 3. St. Thomas (Minn.), 21; 4. (tie) Brandeis and Medgar Evers, 18; 6. Augustana (Ill.), 16; 7. Chris. Newport, 14; 8. (tie) Lincoln (Pa.) and Wis.-La Crosse, 12; 10. (tie) Case Reserve, Loras, Neb. Wesleyan, North Central (Ill.), Stony Brook and Wis.-Whitewater, 10; 16. (tie) Moravian and Mount Union, 9; 18. (tie) Allegheny, Bowdoin, Wesleyan (Conn.) and William Penn, 8; 22. (tie) Coast Guard, Emory and Tufts, 6; 25. (tie) Buena Vista, Chicago, Concordia-M'head, Ohio Northern and Williams, 4; 30. Albany (N.Y.), 3; 31. (tie) Fredonia St., John Carroll, Luther and TCNJ, 2; 35. Carnegie Mellon, 1.

1996: 1. Wis.-Oshkosh, 41; 2. Lincoln (Pa.), 29; 3. Wis.-La Crosse, 28; 4. St. Thomas (Minn.), 22; 5. Cortland St., 20; 6. Binghamton, 18; 7. (tie) Brandeis, CCNY and Williams, 14; 10. Mount Union, 12; 11. (tie) Bowdoin, Neb. Wesleyan, Tufts and Wis.-Eau Claire, 10; 15. (tie) Loras, Luther, Ohio Northern and Wis.-Whitewater, 8; 19. (tie) Carleton, Geneseo St., Mary Washington and McDaniel, 6; 23. Moravian, 5; 24. (tie) Allegheny, Baldwin-Wallace, Carnegie Mellon, Colby, John Carroll, Monmouth (Ill.), Montclair St., TCNJ and Wilmington (Ohio), 4; 33. (tie) Chris. Newport, Coast Guard and Fitchburg St., 3; 36. (tie) Frostburg St., Lynchburg, North Central (Ill.) and Wis.-River Falls, 2; 40. (tie) Fredonia St., Mount Holyoke, Rensselaer, St. Olaf, Wartburg and Wesleyan, 1.

1997: 1. Chris. Newport, 47; 2. CCNY, 36; 3. Wis.-Oshkosh, 30; 4. (tie) Hamline and TCNJ, 16; 6. Binghamton, 15; 7. Brandeis, 13; 8. (tie) Springfield and Wis.-La Crosse, 12; 10. (tie) Cortland St., Loras, Luther, Mount Union and Wilmington (Ohio), 10; 15. North Central (Ill.), 9; 16. (tie) Neb. Wesleyan, Ohio Northern, St. Olaf and Wartburg, 8; 20. (tie) Haverford, Ill. Wesleyan and Wis.-Stout, 7; 23. (tie) Baldwin-Wallace and Gust. Adolphus, 6; 25. St. Lawrence, 5; 26. (tie) Buena Vista, Fredonia St., Hiram, St. Mary's (Ind.), Williams, Wis.-Platteville and Wis.-Stevens Point, 4; 33. Washington (Mo.), 3; 34. (tie) Carleton, Colby, Dickinson, Hartwick, Milwaukee Engr. and Wis.-Eau Claire, 2; 40. (tie) Defiance, Geneseo St. and McDaniel, 1.

1998: 1. Chris. Newport, 31; 2. Wheaton (Mass.), 28; 3. (tie) Binghamton and CCNY, 18; 5. (tie) Buena Vista and Wis.-Oshkosh, 16; 7. Hamline, 14; 8. Wis.-La Crosse, 13 $\frac{1}{2}$; 9. Cortland St., 11; 10. (tie) Brandeis, North Central (Ill.) and Ohio Northern, 10; 13. (tie) Chicago, Geneseo St., Ohio Wesleyan, Swarthmore, Washington (Mo.) and Wis.-Platteville, 8; 19. (tie) Hartwick, Montclair St., Neb. Wesleyan and Wilmington (Ohio), 7; 23. (tie) Amherst, Gust. Adolphus, Luther, Medgar Evers, Thiel, Wartburg and Wis.-Stout, 6; 30. (tie) Carleton, Colby, Emory, Gettysburg, Loras, Monmouth (Ill.), Mount Union, St. Mary's (Ind.), Smith and Wis.-River Falls, 4; 40. Springfield, 3; 41. (tie) Frostburg St., Haverford, Lebanon Valley and Wis.-Whitewater, 2; 45. Ithaca, 1 $\frac{1}{2}$; 46. (tie) Baldwin-Wallace, Benedictine (Ill.), Carnegie Mellon, Mary Washington, McDaniel and Tufts, 1.

1999: 1. Wheaton (Mass.), 43; 2. Wis.-La Crosse, 38; 3. Chris. Newport, 27; 4. Lincoln (Pa.), 26; 5. North Central (Ill.), 20; 6. Baldwin-Wallace, 16; 7. (tie) Williams and Wis.-Oshkosh, 13; 9. Wis.-River Falls, 11; 10. (tie) Carroll (Wis.), Hartwick, Mary Washington, Tufts and Washington (Mo.), 10; 15. Brandeis, 9; 16. (tie) Augsburg, Gust. Adolphus, Wilmington (Ohio) and Wis.-Platteville, 8; 20. TCNJ, 7; 21. (tie) Concordia-M'head, Lebanon Valley, Wartburg, Wis.-Stout and Wis.-Whitewater, 6; 26. (tie) Loras and Neb. Wesleyan, 5; 28. (tie) Montclair St., Springfield and Trinity (Conn.), 4; 31. (tie) Allegheny, Benedictine (Ill.), Haverford, Ill. Wesleyan, Middlebury and Swarthmore, 2; 37. (tie) Geneseo St., Hiram and Sewanee, 1.

2000: 1. Wheaton (Mass.), 47; 2. Lincoln (Pa.), 41; 3. Williams, 34; 4. Chris. Newport, 29; 5. Wis.-La Crosse, 26; 6. Sewanee, 18; 7. Tufts, 17; 8. Ill. Wesleyan, 14; 9. (tie) Middlebury and Springfield, 12; 11. Wis.-Oshkosh, 11; 12. (tie) Amherst, Chicago, East. Mennonite, Eastern Ore. and Hamline, 10; 17. (tie) Augsburg, Baldwin-Wallace, Coast Guard, Ithaca, Linfield, Moravian and TCNJ, 8; 24. (tie) Cortland St., Wis.-Stevens Point and Wis.-Whitewater, 7; 27. (tie) Central (Iowa) and Colby, 6; 29. St. Thomas (Minn.), 5; 30. (tie) Bowdoin, Hamilton and Wis.-Stout, 4; 33. Hartwick, 2 $\frac{1}{2}$; 34. (tie) Mary Washington, Montclair St., Ohio Northern and Wis.-River Falls, 2; 38. Lynchburg, 1 $\frac{1}{2}$; 39. (tie) Frostburg St., Luther, Neb. Wesleyan, Rensselaer and Wartburg, 1.

2001: 1. Wheaton (Mass.), 63; 2. Wis.-La Crosse, 35; 3. Williams, 26; 4. Wis.-Stevens Point, 21; 5. (tie) Lincoln (Pa.) and Wis.-Oshkosh, 18; 7. Neb. Wesleyan, 17; 8. Luther, 16; 9. (tie) TCNJ and Wis.-Whitewater, 14; 11. Cortland St., 12; 12. (tie) Eastern Ore., Loras, Middlebury and Moravian, 11; 16. (tie) Central (Iowa), East. Mennonite, Hamilton, New Jersey City and Tufts, 10; 21. (tie) Concordia-M'head, Fredonia St. and Roanoke, 8; 24. (tie) Ithaca, Linfield and MIT, 6; 27. St. Benedict, 5; 28. (tie) Grinnell, John Carroll, North Central (Ill.) and Wesleyan (Conn.), 4; 32. (tie) Augustana (Ill.), Baldwin-Wallace, Bridgewater (Va.), Geneseo St., Keene St., Ohio Northern, St. Olaf, Wm. Paterson, Wis.-Platteville and Wis.-River Falls, 2; 42. (tie) Gust. Adolphus, Lehman and Ohio Wesleyan, 1.

2002: 1. Wheaton (Mass.), 65 $\frac{1}{2}$; 2. Wis.-Oshkosh, 37; 3. Wis.-La Crosse, 30 $\frac{1}{2}$; 4. Williams, 29; 5. Carthage, 24; 6. Wartburg, 21; 7. Neb. Wesleyan, 17; 8. Montclair St., 16; 9. Lehman, 14; 10. MIT, 13; 11. Wis.-Stout, 12; 12. (tie) Brandeis, Central (Iowa) and Ithaca, 11; 15. (tie) Amherst, New Jersey City and Washington (Mo.), 10; 18. (tie) North Central (Ill.) and Wesleyan (Conn.), 9; 20. (tie) Chris. Newport, Cortland St., East. Mennonite, TCNJ, St. Olaf, Wilmington (Ohio) and Wis.-Superior, 8; 27. (tie) Keene St. and Wis.-Stevens Point, 7; 29. (tie) Dickinson, Fredonia St., Ill. Wesleyan, Loras, Mount Holyoke and Richard Stockton, 6; 35. (tie) Eastern Ore., Hartwick, Middlebury, Monmouth (Ill.) and WPI, 5; 40. (tie) Connecticut Col., DeSales, Mount Union, Ohio Northern, St. Thomas (Minn.), Wis.-River Falls and York (N.Y.), 4; 47. (tie) Fisk, Lincoln (Pa.), Springfield and Wis.-Eau Claire, 3; 51. (tie) Colby, Cornell College, Greenville, Moravian, Ramapo and Rochester Inst., 2; 57. (tie) Elmhurst, Swarthmore and Wis.-Whitewater, 1.

2003: 1. Wheaton (Mass.), 54; 2. Lehman, 48; 3. Williams, 42; 4. Wis.-Oshkosh, 41; 5. Wis.-La Crosse, 24; 6. Wartburg, 22; 7. Geneseo St., 20; 8. (tie) Chris. Newport and Colby, 18; 10. Carthage, 17; 11. Ithaca, 12 $\frac{1}{2}$; 12. Principia, 12; 13. (tie) Bates, Ill. Wesleyan and St. Thomas (Minn.), 11; 16. (tie) Brandeis, Richard Stockton and Wesleyan (Conn.), 10; 19. Keene St., 9; 20. (tie) Franklin, St. Olaf and Wis.-Stevens Point, 8; 23. Wis.-Stout, 7; 24. (tie) Greenville, Neb. Wesleyan, Ramapo, Washington (Mo.) and York (N.Y.), 6; 29. (tie) John Carroll and New York U., 5 $\frac{1}{2}$; 31. (tie) Amherst, Loras, Moravian and St. Lawrence, 5; 35. Monmouth (Ill.), 4 $\frac{1}{2}$; 36. (tie) Anderson (Ind.), Elmhurst, Fisk, Montclair St., TCNJ, New Jersey City and Ohio Northern, 4; 43. (tie) Augsburg, Hartwick, Millikin and Otterbein, 3; 47. (tie) Rhodes, Wilmington (Ohio) and WPI, 2; 50. (tie) Bowdoin, Rensselaer and Wis.-Eau Claire, 1.

Discontinued Championships

Boxing.....	264
Men's Fencing.....	266
Women's Fencing.....	268
Division II Men's Gymnastics.....	268
Division II Women's Gymnastics.....	270
Division II Men's Ice Hockey.....	271



Boxing

DISCONTINUED IN 1961



History

Team Results

Year	Champion	Coach	Points	Runner-Up	Points	Host or Site
1932	* Penn St.	Leo Houck	13	New Hampshire	8	Penn St.
				Syracuse	8	
				Tulane	8	
1936	* Syracuse	Roy Simmons	17	Penn St.	12	Virginia
1937	* Washington St.	Isaac Deeter	16	Duke	8	UC Davis
1938	* Catholic	Edmund LaFond	10	Idaho	8	Virginia
	* Virginia	John LaRowe	10			
	* West Virginia	Edward Vacheresse	10			
1939	* Wisconsin	John Walsh	25	LSU	14	Wisconsin
1940	* Idaho	Louis August	17	Wisconsin	12	UC Davis
1941	* Idaho	Louis August	15	La.-Lafayette	13	Penn St.
1942	* Wisconsin	John Walsh	23	La.-Lafayette	11	LSU
1943	* Wisconsin	John Walsh	32	Michigan St.	11	Wisconsin
1947	* Wisconsin	John Walsh	24	Idaho	12	Wisconsin
1948	Wisconsin	John Walsh	45	Michigan St.	19	Wisconsin
1949	LSU	James Owens	20	Michigan St.	18	Michigan St.
1950	Idaho	Frank Young	18	Michigan St.	13	Penn St.
	Gonzaga	Joey August	18			
1951	Michigan St.	George Makris	21	Wisconsin	20	Michigan St.
1952	Wisconsin	John Walsh	27	Michigan St.	14	Wisconsin
1953	Idaho St.	Milton Holt	25	Wisconsin	19	Idaho St.
1954	Wisconsin	John Walsh	19	Maryland	17	Penn St.
1955	Michigan St.	George Makris	17	LSU	13	Idaho St.
				San Jose St.	13	
				Syracuse	13	
1956	Wisconsin	John Walsh	47	Idaho St.	20	Wisconsin
1957	Idaho St.	Milton Holt	59	Washington St.	12	Idaho St.
1958	San Jose St.	Julie Menendez	33	Idaho St.	21	UC Davis
						Sacramento St.
1959	San Jose St.	Julie Menendez	24	Idaho St.	22	Nevada
1960	San Jose St.	Julie Menendez	43	Wisconsin	34	Wisconsin

*Before 1948, team championships were unofficial because team points were not officially awarded.

TEAM CHAMPIONSHIPS

(Note: Totals include unofficial and co-championships.)

Wisconsin 8, Idaho 3, San Jose St. 3, Idaho St. 2, Michigan St. 2, Catholic, Gonzaga, LSU, Penn St., Syracuse, Virginia, Washington St., West Virginia, 1 each.

INDIVIDUAL CHAMPIONSHIPS

Wisconsin 38, Idaho St. 18, San Jose St. 17, Idaho 16, Michigan St. 16, Washington St. 14, LSU 11, Syracuse 8, Penn St. 7, Virginia 6, Maryland 5, Sacramento St. 3, Duke 3, Gonzaga 3, Hawaii 3, Loyola (La.) 3, Miami (Fla.) 3, Minnesota 3, West Virginia 3, Catholic 2, Col. of Idaho 2, Nevada 2, La.-Lafayette 2, UC Davis, Cal Poly Pomona, Florida, Mississippi, Mississippi St., New Hampshire, N.C. A&T, North Dakota, Temple, Tulane, McDaniel, 1 each.

Championships Records

INDIVIDUAL CHAMPIONS, YEAR

7—Idaho St. 1957.

5—Wisconsin 1943-56; San Jose St. 1960.

REPEAT CHAMPIONS

4—Chuck Davey, Michigan St. (127-pound 1943, 135-pound 1947, 136-pound 1948, 145-pound 1949).

3—Herb Carlson, Idaho (155-pound 1947, 160-pound 1948, 165-pound 1950); Laune Erickson, Idaho (165-pound 1940-1941, 175-pound 1947); Gordon Gladson, Washington St. (165-pound 1952-54, 178-pound 1955); John Horne, Michigan St. (178-pound 1958-59-60); Ted Kara, Idaho (127-pound 1939, 120-pound 1940-41); Cliff Lutz, Wisconsin (155-pound 1942, 145-pound 1943-44); Gene Rankin, Wisconsin (135-pound 1939-41-47); Richard Rall, Washington St. (132-pound 1956-57-58).

Individual Champions

112-POUND WEIGHT CLASS

1932 Pete D'Allesandro, Temple
1948 Ernie Charboneau, Michigan St.
1952 Ray Kuboyama, Hawaii
1956 Dean Plemmons, Wisconsin
1957 Eduardo Labastida, Cal Poly Pomona
1958 T. C. Chung, San Jose St.
1959 Heiji Shimabukuro, Col. of Idaho
1960 Heiji Shimabukuro, Col. of Idaho

115-POUND WEIGHT CLASS

1936 Mickey Brutto, West Virginia
1937 Roy Petragallo, Washington St.
1938 David Bernstein, Catholic

118-POUND WEIGHT CLASS

1932 Dave Stoop, Penn St.

119-POUND WEIGHT CLASS

1948 Steve Gremban, Wisconsin
1952 Frank Echevarria, Idaho
1953 Vic Kobe, Idaho St.
1954 Gary Garber, Maryland
1955 Bobby McCullom, Idaho St.
1956 Choken Maekawa, Michigan St.
1957 Dave Abeyta, Idaho St.
1958 Robert Tayfoya, San Jose St.
1959 Ron Nichols, San Jose St.
1960 Ron Nichols, San Jose St.

120-POUND WEIGHT CLASS

1939 Sewele Whitney, Loyola (La.)
1940 Ted Kara, Idaho
1941 Ted Kara, Idaho
1942 Donald Harper, La.-Lafayette
1943 Bill Zurakowski, Michigan St.

125-POUND WEIGHT CLASS

1936 Robert Fadner, Wisconsin
1937 Carl Eckstrum, North Dakota
1938 Ben Alperstein, Maryland
1947 Jerry Auclair, Syracuse
1949 Wilbert Moss, LSU
1950 Mac Martinez, San Jose St.
1951 Neil Oftshun, Minnesota
1952 Neil Oftshun, Minnesota
1953 Mike Guerrero, San Jose St.
1954 Seiji Naya, Hawaii
1955 Seiji Naya, Hawaii
1956 Bobby Soileau, LSU
1957 Cyril Okamoto, Idaho St.

1958 Dave Abeyta, Idaho St.
1959 Bobby Cornwell, Washington St.

1960 Dave Nelson, San Jose St.

126-POUND WEIGHT CLASS

1932 Al Wertheimer, Syracuse

127-POUND WEIGHT CLASS

1939 Ted Kara, Idaho
1940 Sewele Whitney, Loyola (La.)
1941 Frank Kara, Idaho
1942 Dick Miyagawa, San Jose St.
1943 Chuck Davey, Michigan St.
1947 Glen Hawthorne, Penn St.
1948 Douglas Ellwood, LSU

130-POUND WEIGHT CLASS

1949 Tad Thrash, LSU
1950 Tad Thrash, LSU
1951 Jack Melson, Washington St.

132-POUND WEIGHT CLASS

1952 Archie Slaten, Miami (Fla.)
1953 Paddy Garver, Idaho St.
1954 Vince Palumbo, Maryland
1955 Vince Palumbo, Maryland
1956 Richard Rall, Washington St.
1957 Richard Rall, Washington St.
1958 Richard Rall, Washington St.
1959 Nick Akana, San Jose St.
1960 Brown McGhee, Wisconsin

135-POUND WEIGHT CLASS

1932 Bob Goldstein, Virginia
1936 Frank Goodman, Penn St.
1937 Ben Alperstein, Maryland
1938 Julian Benoit, Idaho
1939 Gene Rankin, Wisconsin
1940 John Joca, Florida
1941 Gene Rankin, Wisconsin
1942 Gene Rankin, Wisconsin
1943 Davie Knight, Washington St.
1947 Chuck Davey, Michigan St.
1949 Leonard Walker, Idaho
1950 Everett Conley, Washington St.
1951 Everett Conley, Washington St.

136-POUND WEIGHT CLASS

1948 Chuck Davey, Michigan St.

139-POUND WEIGHT CLASS

1952 Chuck Adkins, San Jose St.
1953 Calvin Clary, LSU
1954 John Granger, Syracuse
1955 John Granger, Syracuse
1956 Dick Bartman, Wisconsin
1957 Ronald Rall, Idaho St.
1958 Welvin Stroud, San Jose St.
1959 Joe Bliss, Nevada
1960 Steve Kubas, San Jose St.

145-POUND WEIGHT CLASS

1936 Danny Farrar, Duke
1937 Rolly Shumway, Idaho
1938 Maynard Harlow, Virginia
1939 Omar Crocker, Wisconsin

1940 Snyder Parham, LSU

1941 Elton Tobiasson, UC Davis
1942 Warren Jollymore, Wisconsin
1943 Cliff Lutz, Wisconsin
1947 Cliff Lutz, Wisconsin
1949 Chuck Davey, Michigan St.
1950 Leonard Walker, Idaho
1951 Gerald Black, Michigan St.

147-POUND WEIGHT CLASS

1948 Donald Dickinson, Wisconsin
1952 Bob Morgan, Wisconsin
1953 Pat Sreenan, Wisconsin
1954 Herb Odom, Michigan St.
1955 Herb Odom, Michigan St.
1956 Gilliam McLane, LSU
1957 Bill Haynes, Idaho St.
1958 Walter Shepherdson, Idaho St.
1959 Buddy Rausch, Idaho St.
1960 Mills Lane, Nevada

148-POUND WEIGHT CLASS

1932 Alfred Lewis, Penn St.

155-POUND WEIGHT CLASS

1936 Ord Fink, Syracuse
1937 Ed McKinnon, Washington St.
1938 Steve Wilkerson, Mississippi
1939 Woodrow Swancutt, Wisconsin
1940 Woodrow Swancutt, Wisconsin
1941 Rodney Belaire, LSU
1942 Cliff Lutz, Wisconsin
1943 Don Miller, Wisconsin
1947 Herb Carlson, Idaho
1949 Wayne Fontes, San Jose St.
1950 Eli Thomas, Gonzaga
1951 Dick Murphy, Wisconsin

156-POUND WEIGHT CLASS

1952 Ellsworth Webb, Idaho St.
1953 Ellsworth Webb, Idaho St.
1954 Bob Meath, Wisconsin
1955 Anthony Dibiase, Virginia
1956 Vince Ferguson, Wisconsin
1957 Jim Flood, Sacramento St.
1958 Jess Klirkenberg, Washington St.
1959 Terry Smith, Sacramento St.
1960 Jerry Turner, Wisconsin

160-POUND WEIGHT CLASS

1932 Dennis Flynn, Loyola (La.)
1948 Herb Carlson, Idaho

165-POUND WEIGHT CLASS

1936 Ray Jeffries, Syracuse
1937 Ray Matulewicz, Duke
1938 Sam Littlepage, West Virginia
1939 Fred Slant, Catholic
1940 Laune Erickson, Idaho
1941 Laune Erickson, Idaho
1942 Kenneth Rathbun, Virginia
1943 Myron Miller, Wisconsin
1947 John Lendenski, Wisconsin
1949 Colin Connel, Minnesota
1950 Herb Carlson, Idaho

1951 Eli Thomas, Gonzaga
1952 Gordon Gladson, Washington St.
1953 Tom Hickey, Michigan St.
1954 Gordon Gladson, Washington St.
1955 Max Voshall, San Jose St.
1956 Roger Rouse, Idaho St.
1957 Roger Rouse, Idaho St.
1958 James Flood, Sacramento St.
1959 Charles Mohr, Wisconsin
1960 Stu Bartell, San Jose St.

175-POUND WEIGHT CLASS

1932 Theofiel Wageman, New Hampshire
1936 Ray Matulewicz, Duke
1937 Louis Schmidt, Virginia
1938 Louis Schmidt, Virginia
1939 Truman Torgerson, Wisconsin
1940 John Webster, Idaho
1941 Paul Scally, Penn St.
1942 George Makris, Wisconsin
1943 George Makris, Wisconsin
1947 Laune Erickson, Idaho
1949 Carl Bernardo, Miami (Fla.)
1950 Carl Maxey, Gonzaga
1951 Chuck Spieser, Michigan St.
1957 Dale Leatham, Idaho St.

176-POUND WEIGHT CLASS

1948 Calvin Vernon, Wisconsin

178-POUND WEIGHT CLASS

1952 Chuck Spieser, Michigan St.
1953 Ray Zale, Wisconsin
1954 Adam Kois, Penn St.
1955 Gordon Gladson, Washington St.
1956 Orville Pitts, Wisconsin
1958 John Horne, Michigan St.
1959 John Horne, Michigan St.
1960 John Horne, Michigan St.

HEAVYWEIGHT CLASS

1932 Doyle Hill, Tulane
1936 Tom Pontecarvo, McDaniel
1937 Harry Mullins, Mississippi St.
1938 Ashby Dickerson, West Virginia
1939 Rene Trochesset, LSU
1940 Nick Lee, Wisconsin
1941 Louis Campbell, La.-Lafayette
1942 Salvatore Mirabito, Syracuse
1943 Verdayne John, Wisconsin
1947 Art Saey, Miami (Fla.)
1948 Vito Parisi, Wisconsin
1949 Marty Crandell, Syracuse
1950 Chuck Drzenovich, Penn St.
1951 Bob Ranck, Wisconsin
1952 Bob Ranck, Wisconsin
1953 Art Statum, N.C. A&T
1954 Mike McMurtry, Idaho St.
1955 Crowe Peele, LSU
1956 Truman Sturdevant, Wisconsin
1957 Hal Espy, Idaho St.
1958 Archie Milton, San Jose St.
1959 Hal Espy, Idaho St.
1960 Archie Milton, San Jose St.

Men's Fencing

DISCONTINUED IN 1990



History

Team Results

Year	Champion	Coach	Points	Runner-Up	Points	Host or Site
1941	Northwestern	Henry Zettelman	28½	Illinois	27	Ohio St.
1942	Ohio St.	Frank Riebel	34	St. John's (N.Y.)	33½	Washington (Mo.)
1947	New York U.	Martinez Castello	72	Chicago	50½	Chicago
1948	CCNY	James Montague	30	Navy	28	Navy
1949	Army	Servando Velarde	63			Army
	Rutgers	Donald Cetrulo	63			
1950	Navy	Joseph Fiems	67½	New York U.	66½	Wayne St. (Mich.)
				Rutgers	66½	
1951	Columbia	Servando Velarde	69	Pennsylvania	64	Illinois
1952	Columbia	Servando Velarde	71	New York U.	69	Yale
1953	Pennsylvania	Lajos Csiszar	94	Navy	86	Pennsylvania
1954	Columbia	Irving DeKoff	61			Chicago
	New York U.	Hugo Castello	61			
1955	Columbia	Irving DeKoff	62	Cornell	57	Michigan St.
1956	Illinois	Maxwell Garret	90	Columbia	88	Navy
1957	New York U.	Hugo Castello	65	Columbia	64	Detroit
1958	Illinois	Maxwell Garret	47	Columbia	43	Texas Tech
1959	Navy	Andre Deladrier	72	New York U.	65	Navy
1960	New York U.	Hugo Castello	65	Navy	57	Illinois
1961	New York U.	Hugo Castello	79	Princeton	68	Princeton
1962	Navy	Andre Deladrier	76	New York U.	74	Ohio St.
1963	Columbia	Irving DeKoff	55	Navy	50	Air Force
1964	Princeton	Stan Sieja	81	New York U.	79	Harvard
1965	Columbia	Irving DeKoff	76	New York U.	74	Detroit
1966	New York U.	Hugo Castello	5.0	Army	5.2	Duke
1967	New York U.	Hugo Castello	72	Pennsylvania	64	Cal St. Northridge
1968	Columbia	Louis Bankuti	92	New York U.	87	Wayne St. (Mich.)
1969	Pennsylvania	Lajos Csiszar	54	Harvard	43	North Carolina St.
1970	New York U.	Hugo Castello	71	Columbia	63	Notre Dame
1971	New York U.	Hugo Castello	68			Air Force
	Columbia	Louis Bankuti	68			
1972	Detroit	Richard Perry	73	New York U.	70	Ill.-Chicago
1973	New York U.	Hugo Castello	76	Pennsylvania	71	Johns Hopkins
1974	New York U.	Hugo Castello	92	Wayne St. (Mich.)	87	Case Reserve
1975	Wayne St. (Mich.)	Istvan Danosi	89	Cornell	83	Cal St. Fullerton
1976	New York U.	Herbert Cohen	79	Wayne St. (Mich.)	77	Pennsylvania
1977	Notre Dame	Michael DeCicco	114	* New York U.	114	Notre Dame
1978	Notre Dame	Michael DeCicco	121	Pennsylvania	110	Wis.-Parkside
1979	Wayne St. (Mich.)	Istvan Danosi	119	Notre Dame	108	Princeton
1980	Wayne St. (Mich.)	Istvan Danosi	111	Pennsylvania	106	Penn St.
				MIT	106	
1981	Pennsylvania	Dave Micahnik	113	Wayne St. (Mich.)	111	Wis.-Parkside
1982	Wayne St. (Mich.)	Istvan Danosi	85	Clemson	77	Notre Dame
1983	Wayne St. (Mich.)	Aladar Kogler	86	Notre Dame	80	Wis.-Parkside
1984	Wayne St. (Mich.)	Gil Pezza	69	Penn St.	50	Princeton
1985	Wayne St. (Mich.)	Gil Pezza	141	Notre Dame	140	Notre Dame
1986	Notre Dame	Michael DeCicco	151	Columbia	141	Princeton
1987	Columbia	George Kolombatovich/ Aladar Kogler	86	Pennsylvania	78	Notre Dame
1988	Columbia	George Kolombatovich/ Aladar Kogler	90	Notre Dame	83	Princeton
1989	Columbia	George Kolombatovich/ Aladar Kogler	88	Penn St.	85	Northwestern

*Tie broken by a fence-off. (Note: Championships were not held from 1943-46.)

TEAM CHAMPIONSHIPS*(Note: Totals include co-championships.)*

New York U. 12, Columbia 11, Wayne St. (Mich.) 7, Navy 3, Notre Dame 3, Pennsylvania 3, Illinois 2, Army, CCNY, Detroit, Northwestern, Ohio St., Princeton, Rutgers, 1 each.

INDIVIDUAL CHAMPIONSHIPS

New York U. 28, Columbia 21, Wayne St. (Mich.) 19, Pennsylvania 13, Navy 10, Notre Dame 8, Rutgers 5, Illinois 4, Princeton 4, Penn St. 3, CCNY 2, Detroit 2, Army, Brooklyn, Case Reserve, Cleveland St., Cornell, Dartmouth, George Mason, Harvard, Iowa, North Carolina, Northwestern, Ohio St., St. John's (N.Y.), San Francisco, San Jose St., Temple, 1 each.

Individual Records**INDIVIDUAL TITLES, YEAR**

2—Abraham Balk, New York U., 1947 (foil, epee).

INDIVIDUAL TITLES, CAREER

4—Michael Lofton, New York U. (sabre 1984-85-86-87).

3—Greg Benko, Wayne St. (Mich.) (foil 1974-75-76); Risto Hurme, New York U. (epee 1973-74-75); Ernest Simon, Wayne St. (Mich.) (foil 1978-80-81); Bruce Soriano, Columbia (sabre 1970-71-72).

Team Records**INDIVIDUAL CHAMPIONSHIPS, YEAR**

3—Navy, 1959; New York U., 1960-61; Columbia, 1988.

Individual Champions**FOIL**

1941 Edward McNamara, Northwestern
 1942 Byron Kreiger, Wayne St. (Mich.)
 1947 Abraham Balk, New York U.
 1948 Albert Axelrod, CCNY
 1949 Ralph Tedeschi, Rutgers
 1950 Robert Nielsen, Columbia
 1951 Robert Nielsen, Columbia
 1952 Harold Goldsmith, CCNY
 1953 Ed Nober, Brooklyn
 1954 Robert Goldman, Pennsylvania
 1955 Herman Velasco, Illinois
 1956 Ralph DeMarco, Columbia
 1957 Bruce Davis, Wayne St. (Mich.)
 1958 Bruce Davis, Wayne St. (Mich.)
 1959 Joe Paletta, Navy
 1960 Gene Glazer, New York U.

1961 Herbert Cohen, New York U.
 1962 Herbert Cohen, New York U.
 1963 Jay Lustig, Columbia
 1964 Bill Hicks, Princeton
 1965 Joe Nalven, Columbia
 1966 Al Davis, New York U.
 1967 Mike Gaylor, New York U.
 1968 Gerard Esponda, San Francisco
 1969 Anthony Kestler, Columbia

1970 Walter Krause, New York U.
 1971 Tyrone Simmons, Detroit
 1972 Tyrone Simmons, Detroit
 1973 Brooke Makler, Pennsylvania
 1974 Greg Benko, Wayne St. (Mich.)

1975 Greg Benko, Wayne St. (Mich.)
 1976 Greg Benko, Wayne St. (Mich.)
 1977 Pat Gerard, Notre Dame
 1978 Ernest Simon, Wayne St. (Mich.)
 1979 Andrew Bonk, Notre Dame

1980 Ernest Simon, Wayne St. (Mich.)
 1981 Ernest Simon, Wayne St. (Mich.)
 1982 Alexander Flom, George Mason
 1983 Demetrios Valsamis, New York U.
 1984 Charles Higgs-Coulthard, Notre Dame

1985 Stephan Chauvel, Wayne St. (Mich.)
 1986 Adam Feldman, Penn St.
 1987 William Mindel, Columbia
 1988 Marc Kent, Columbia
 1989 Edward Mufel, Penn St.

SABRE

1941 William Meyer, Dartmouth
 1942 Andre Deladrier, St. John's (N.Y.)
 1947 Oscar Parsons, Temple
 1948 James Day, Navy
 1949 Alex Treves, Rutgers

1950 Alex Treves, Rutgers
 1951 Chamberless Johnston, Princeton
 1952 Frank Zimolzak, Navy
 1953 Robert Parmacek, Pennsylvania
 1954 Steve Sobel, Columbia

1955 Barry Pariser, Columbia
 1956 Gerald Kaufman, Columbia
 1957 Bernie Balaban, New York U.
 1958 Art Schankin, Illinois
 1959 Al Morales, Navy

1960 Mike Desaro, New York U.
 1961 Israel Colon, New York U.
 1962 Barton Nisonson, Columbia
 1963 Bela Szentivanyi, Wayne St. (Mich.)
 1964 Craig Bell, Illinois

1965 Howard Goodman, New York U.
 1966 Paul Apostol, New York U.
 1967 Todd Makler, Pennsylvania
 1968 Todd Makler, Pennsylvania
 1969 Norman Braslow, Pennsylvania

1970 Bruce Soriano, Columbia
 1971 Bruce Soriano, Columbia
 1972 Bruce Soriano, Columbia
 1973 Peter Westbrook, New York U.
 1974 Steve Danosi, Wayne St. (Mich.)

1975 Yuri Rabinovich, Wayne St. (Mich.)
 1976 Brian Smith, Columbia
 1977 Mike Sullivan, Notre Dame
 1978 Mike Sullivan, Notre Dame
 1979 Yuri Rabinovich, Wayne St. (Mich.)

1980 Paul Friedberg, Pennsylvania
 1981 Paul Friedberg, Pennsylvania
 1982 Neil Hick, Wayne St. (Mich.)
 1983 John Friedberg, North Carolina
 1984 Michael Lofton, New York U.
 1985 Michael Lofton, New York U.
 1986 Michael Lofton, New York U.
 1987 Michael Lofton, New York U.
 1988 Robert Cottingham, Columbia
 1989 Peter Cox, Penn St.

EPEE

1941 G.H. Boland, Illinois
 1942 Ben Burt, Ohio St.
 1947 Abraham Balk, New York U.
 1948 William Bryan, Navy
 1949 Richard Bowman, Army

1950 Thomas Stuart, Navy
 1951 Daniel Chafetz, Columbia
 1952 James Wallner, New York U.
 1953 Jack Tori, Pennsylvania
 1954 Henry Kolowrat, Princeton

1955 Donald Tadravski, Notre Dame
 1956 Kinmont Hoitsma, Princeton
 1957 James Margolis, Columbia
 1958 Roland Wommack, Navy
 1959 Roland Wommack, Navy

1960 Gil Eisner, New York U.
 1961 Jerry Halpern, New York U.
 1962 Thane Hawkins, Navy
 1963 Larry Crum, Navy
 1964 Paul Pesthy, Rutgers

1965 Paul Pesthy, Rutgers
 1966 Bernhardt Hermann, Iowa
 1967 George Masin, New York U.
 1968 Don Sieja, Cornell
 1969 James Wetzler, Pennsylvania

1970 John Nadas, Case Reserve
 1971 George Szunyogh, New York U.
 1972 Ernesto Fernandez, Pennsylvania
 1973 Risto Hurme, New York U.
 1974 Risto Hurme, New York U.

1975 Risto Hurme, New York U.
 1976 Randy Eggleton, Pennsylvania
 1977 Hans Wieselgren, New York U.
 1978 Bjorne Vaggio, Notre Dame
 1979 Carlos Songini, Cleveland St.

1980 Gil Pezza, Wayne St. (Mich.)
 1981 Gil Pezza, Wayne St. (Mich.)
 1982 Peter Schifrin, San Jose St.
 1983 Ola Harstrom, Notre Dame
 1984 Ettore Bianchi, Wayne St. (Mich.)

1985 Ettore Bianchi, Wayne St. (Mich.)
 1986 Chris O'Loughlin, Pennsylvania
 1987 James O'Neill, Harvard
 1988 Jon Normile, Columbia
 1989 Jon Normile, Columbia

Women's Fencing

DISCONTINUED IN 1990



History

Team Results

Year	Champion	Coach	Record	Runner-Up	Record	Host or Site
1982	Wayne St. (Mich.)	Istvan Danosi	7-0	San Jose St.	6-1	San Jose St.
1983	Penn St.	Beth Alphin	5-0	Wayne St. (Mich.)	3-2	Penn St.
1984	Yale	Henry Harutunian	3-0	Penn St.	2-1	Princeton
1985	Yale	Henry Harutunian	3-0	Pennsylvania	2-1	Notre Dame
1986	Pennsylvania	David Micahnik	3-0	Notre Dame	2-1	Princeton
1987	Notre Dame	Yves Auriol	3-0	Temple	2-1	Notre Dame
1988	Wayne St. (Mich.)	Gil Pezza	3-0	Notre Dame	2-1	Princeton
1989	Wayne St. (Mich.)	Gil Pezza	3-0	Columbia-Barnard	2-1	Northwestern

TEAM CHAMPIONSHIPS

Wayne St. (Mich.) 3, Yale 2, Notre Dame, Penn St., Pennsylvania, 1 each.

INDIVIDUAL CHAMPIONSHIPS

Columbia-Barnard 2, Notre Dame 2, Penn St., Pennsylvania, San Jose St., Wayne St. (Mich.), 1 each.

Individual Champions

FOIL

1982 Joy Ellingson, San Jose St.
 1983 Jana Angelakis, Penn St.
 1984 Mary Jane O'Neill, Pennsylvania
 1985 Caitlin Bilodeaux, Columbia-Barnard

1986 Molly Sullivan, Notre Dame
 1987 Caitlin Bilodeaux, Columbia-Barnard
 1988 Molly Sullivan, Notre Dame
 1989 Yasemin Topcu, Wayne St. (Mich.)

Men's Gymnastics

DIVISION II DISCONTINUED IN 1985



History

Team Results

Year	Champion	Coach	Points	Runner-Up	Points	Host or Site	Championships Total Attendance
1968	Cal St. Northridge	Bill Vincent	179.400	Springfield	178.050	Springfield	—
1969	Cal St. Northridge	Bill Vincent	151.800	Southern Conn. St.	145.075	Cal St. Northridge	—
1970	Northwestern St.	Armando Vega	160.250	Southern Conn. St.	159.300	Minn. St. Mankato	—
1971	Cal St. Fullerton	Dick Wolfe	158.150	Springfield	156.987	Ill.-Chicago	—
1972	Cal St. Fullerton	Dick Wolfe	160.550	Southern Conn. St.	153.050	Wheaton (Ill.)	—
1973	Southern Conn. St.	Abe Grossfeld	160.750	Cal St. Northridge	158.700	San Fran. St.	—
1974	Cal St. Fullerton	Dick Wolfe	309.800	Southern Conn. St.	309.400	Springfield	—
1975	Southern Conn. St.	Abe Grossfeld	411.650	Ill.-Chicago	398.800	Western Ill.	—
1976	Southern Conn. St.	Abe Grossfeld	419.200	Ill.-Chicago	388.850	Northern Iowa	5,026
1977	Springfield	Frank Wolcott	395.950	Cal St. Northridge	381.250	Wheaton (Ill.)	2,871
1978	Ill.-Chicago	Clarence Johnson	406.850	Cal St. Northridge	400.400	Cal St. Northridge	1,526
1979	Ill.-Chicago	Arnold Gentile	418.550	Wis.-Oshkosh	385.650	Northern Iowa	911
1980	Wis.-Oshkosh	Ken Allen	260.550	Cal St. Chico	256.050	UC Davis	3,240
1981	Wis.-Oshkosh	Ken Allen	209.500	Springfield	201.550	Wis.-Oshkosh	2,652
1982	Wis.-Oshkosh	Ken Allen	216.050	East Stroudsburg	211.200	Springfield	1,622
1983	East Stroudsburg	Bruno Klaus	258.650	Wis.-Oshkosh	257.850	UC Davis	2,688
1984	East Stroudsburg	Bruno Klaus	270.800	Cortland St.	246.350	Springfield	1,270

TEAM CHAMPIONSHIPS

Cal St. Fullerton 3, Southern Conn. St. 3, Wis.-Oshkosh 3, Cal St. Northridge 2, East Stroudsburg 2, Ill.-Chicago 2, Northwestern St., Springfield, 1 each.

INDIVIDUAL CHAMPIONSHIPS

Southern Conn. St. 27, Wis.-Oshkosh 23, Ill.-Chicago 13, Cal St. Northridge 12, Springfield 10, East Stroudsburg 7, Northwestern St. 7, Cal St. Chico 4, Cortland St. 4, Cal St. Fullerton 3, Eastern Ill. 2, Northern Colo. 2, St. Cloud St. 2, Wis.-Stout 2, Indiana St., Jacksonville St., Long Beach St., Mass.-Lowell, Wheaton (Ill.), Wis.-Platteville, 1 each.

Individual Records

(Note: Records include co-championships. Key to abbreviations: A-A—all-around, FE—floor exercise, HB—horizontal bar, PB—parallel bars, PH—pommel horse, Rings—still rings, V—vault.)

INDIVIDUAL TITLES, YEAR

- 5—Rich Grigsby, Cal St. Northridge, 1969 (FE, HB, V, PB, PH); John Crosby, Southern Conn. St., 1973 (A-A, FE, V, PB, HB); Peter Kormann, Southern Conn. St., 1976 (A-A, FE, Rings, V, HB).
4—John Crosby, Southern Conn. St., 1972 (A-A, FE, PB, V); Casey Edwards, Wis.-Oshkosh, 1980 (A-A, FE, Rings, V); Dan Nekich, Wis.-Oshkosh, 1982 (A-A, PH, HB, PB).

INDIVIDUAL TITLES, CAREER

- 12—John Crosby, Southern Conn. St. (A-A 1971-72-73, FE 1971-72-73, PB 1971-72-73, V 1972-73, HB 1973).
8—Casey Edwards, Wis.-Oshkosh (A-A 1977-78-80, FE 1978-80, Rings 1978-80, V 1980).
7—Rich Grigsby, Cal St. Northridge (FE 1969, HB 1968-69, V 1968-69, PB 1969, PH 1969); Peter Kormann, Southern Conn. St. (A-A 1975-76, FE 1975-76, HB 1976, Rings 1976, V 1976).

REPEAT CHAMPIONS

- 3—John Crosby, Southern Conn. St. (A-A 1971-72-73, FE 1971-72-73, PB 1971-72-73); Casey Edwards, Wis.-Oshkosh (A-A 1977-78-80); Jeff Coelho, Springfield (Rings 1982-83-84).

Team Records**INDIVIDUAL CHAMPIONSHIPS, YEAR**

- 6—Southern Conn. St., 1976; Wis.-Oshkosh, 1980.
5—Cal St. Northridge, 1969; Northwestern St., 1970; Southern Conn. St., 1973; Wis.-Oshkosh, 1982.
4—Cal St. Northridge, 1968; Southern Conn. St., 1972; Ill.-Chicago, 1979; East Stroudsburg, 1984.

Individual Championships**ALL-AROUND**

- 1968 Jim Amerine, Southern Conn. St.
1969 John Ellas, Northwestern St.

- 1970 Paul Tickenoff, Northwestern St.
1971 John Crosby, Southern Conn. St.
1972 John Crosby, Southern Conn. St.
1973 John Crosby, Southern Conn. St.
1974 Jay Whelan, Southern Conn. St.
1975 Peter Kormann, Southern Conn. St.
1976 Peter Kormann, Southern Conn. St.
1977 Casey Edwards, Wis.-Oshkosh
1978 Casey Edwards, Wis.-Oshkosh
1979 Dan Smith, Ill.-Chicago
1980 Casey Edwards, Wis.-Oshkosh
1981 Dan Nekich, Wis.-Oshkosh
1982 Dan Nekich, Wis.-Oshkosh
1983 Dean Schott, Northern Colo.
1984 John Ribeiro, East Stroudsburg

FLOOR EXERCISE

- 1968 Darryl DePue, Cal St. Northridge
1969 Rich Grigsby, Cal St. Northridge
1970 John Ellas, Northwestern St.
1971 John Crosby, Southern Conn. St.
1972 John Crosby, Southern Conn. St.
1973 John Crosby, Southern Conn. St.
1974 Jay Whelan, Southern Conn. St.
1975 Peter Kormann, Southern Conn. St.
1976 Peter Kormann, Southern Conn. St.
1977 Jeff Kowalczyk, Ill.-Chicago
1978 Casey Edwards, Wis.-Oshkosh
1979 Link Franzini, Cal St. Chico
Dick Ladd, Wis.-Oshkosh
1980 Casey Edwards, Wis.-Oshkosh
1981 Evan Ekin, Wis.-Oshkosh
Franklin Winstead, East Stroudsburg
Franklin Winstead, East Stroudsburg
1982 Bob Piehler, Springfield
1984 Jeff Clements, East Stroudsburg

POMMEL HORSE (SIDE HORSE)

- 1968 Bob Medina, Cal St. Northridge
1969 Rich Grigsby, Cal St. Northridge
1970 Jim Yearwood, Southern Conn. St.
1971 Leonard Caling, Cal St. Fullerton
1972 Steve Fox, Ill.-Chicago
1973 Roger Wojtkiewicz, Ill.-Chicago
1974 Greg Anderson, Ill.-Chicago
1975 Greg Anderson, Ill.-Chicago
1976 Dave Mesagno, Southern Conn. St.
1977 Bill Roetzheim, Ill.-Chicago
1978 Stan Thompson, Wheaton (Ill.)
1979 Jim Geske, Ill.-Chicago
1980 Paul Gretzinger, Wis.-Oshkosh
1981 Bob Jaquaint, Cortland St.
1982 Dan Nekich, Wis.-Oshkosh
1983 Paul Speltz, Wis.-Stout
1984 Mike Beaupre, Wis.-Stout

RINGS (STILL)

- 1968 Jim Amerine, Southern Conn. St.
1969 Jim Amerine, Southern Conn. St.
1970 Charles Shiebler, Springfield
1971 Keith Fuerst, Eastern Ill.
1972 Keith Fuerst, Eastern Ill.
1973 Robert Popp, Northern Colo.
1974 Jay Whelan, Southern Conn. St.
1975 Larry Bilow, Cal St. Northridge
1976 Peter Kormann, Southern Conn. St.
1977 Paul Zarris, Ill.-Chicago
1978 Casey Edwards, Wis.-Oshkosh

- 1979 George Radice, Ill.-Chicago
1980 Casey Edwards, Wis.-Oshkosh
1981 Mike Viola, Springfield
1982 Jeff Coelho, Springfield
1983 Jeff Coelho, Springfield
1984 Jeff Coelho, Springfield

VAULT (LONG HORSE)

- 1968 Rich Grigsby, Cal St. Northridge
1969 Rich Grigsby, Cal St. Northridge
1970 Paul Tickenoff, Northwestern St.
1971 Pat Mahoney, Cal St. Northridge
1972 John Crosby, Southern Conn. St.
1973 John Crosby, Southern Conn. St.
1974 Sam Shaw, Cal St. Fullerton
1975 Tony Hall, Springfield
1976 Peter Kormann, Southern Conn. St.
1977 Dennis Chase, Cal St. Chico
1978 Dennis Chase, Cal St. Chico
1979 Bill Cernicky, Ill.-Chicago
1980 Casey Edwards, Wis.-Oshkosh
1981 Peter Shields, Cortland St.
1982 Mickey Smith, Wis.-Oshkosh
1983 Lee Hair, Jacksonville St.
1984 Derrick Cornelious, Cortland St.

PARALLEL BARS

- 1968 Don Jennings, Long Beach St.
1969 Rich Grigsby, Cal St. Northridge
John Ellas, Northwestern St.
1970 Paul Tickenoff, Northwestern St.
1971 John Crosby, Southern Conn. St.
1972 John Crosby, Southern Conn. St.
Mike Kelley, Cal St. Fullerton
1973 John Crosby, Southern Conn. St.
1974 Charles Wanner, Ill.-Chicago
1975 Mike Kavanagh, Wis.-Oshkosh
1976 Mike Kavanagh, Wis.-Oshkosh
1977 Dave Russell, Wis.-Oshkosh
1978 Matt Damore, Ill.-Chicago
1979 John Alberghini, Mass.-Lowell
1980 Dave Russell, Wis.-Oshkosh
1981 Dave Pieper, Wis.-Oshkosh
1982 Dan Nekich, Wis.-Oshkosh
1983 Eric Hamkins, Wis.-Platteville
1984 John Ribeiro, East Stroudsburg

HORIZONTAL BAR

- 1968 Rich Grigsby, Cal St. Northridge
1969 Rich Grigsby, Cal St. Northridge
1970 John Ellas, Northwestern St.
1971 Rich Martin, Springfield
1972 Rich Mashler, Cal St. Northridge
1973 John Crosby, Southern Conn. St.
1974 Bob Harden, Cal St. Chico
1975 Tom Cousens, Springfield
1976 Peter Kormann, Southern Conn. St.
1977 Kent Anderson, Springfield
1978 John Fjellanger, St. Cloud St.
1979 John Fjellanger, St. Cloud St.
1980 Casey Edwards, Wis.-Oshkosh
1981 Jeff Stark, Cortland St.
1982 Dan Nekich, Wis.-Oshkosh
1983 Al Emerick, East Stroudsburg
1984 John Ribeiro, East Stroudsburg

TRAMPOLINE

- 1968 Jim Price, Indiana St.

Women's Gymnastics

DIVISION II DISCONTINUED IN 1987



History

Team Results

Year	Champion	Coach	Points	Runner-Up	Points	Host or Site	Championships Total Attendance
1982.....	Cal St. Northridge	Donna Stuart	138.10	Jacksonville St.	134.05	Springfield	1,622
1983.....	Denver	Dan Garcia	174.80	Cal St. Northridge	174.35	UC Davis	1,738
1984.....	Jacksonville St.	Robert Dillard	173.40	Southeast Mo. St.	171.45	Springfield	2,969
1985.....	Jacksonville St.	Robert Dillard	176.85	Southeast Mo. St.	173.95	Springfield	2,730
1986.....	Seattle Pacific	Laurel Tindall	175.80	Jacksonville St.	175.15	Air Force	2,929

TEAM CHAMPIONSHIPS

Jacksonville St. 2, Cal St. Northridge, Denver, Seattle Pacific, 1 each.

INDIVIDUAL CHAMPIONSHIPS

Wis.-Oshkosh 4, Cal St. Northridge 3, Denver 3, San Fran. St. 3, Seattle Pacific 3, Air Force 2, Jacksonville St. 2, William & Mary 2, Cal Poly Pomona, Sacramento St., Ithaca, Northern Mich., Slippery Rock, Southern Conn. St., 1 each.

Individual Records

(Note: Records include co-championships. Key to abbreviations: A-A—all-around, BB—balance beam, FE—floor exercise, UB—uneven bars, V—vault.)

INDIVIDUAL TITLES, YEAR

3—Karen Beer, Denver, 1983 (A-A, UB, BB); Barbara Elliott, Seattle Pacific, 1986 (V, BB, FE).

INDIVIDUAL TITLES, CAREER

3—Karen Beer, Denver (A-A 1983, UB 1983, BB 1983); Barbara Elliott, Seattle Pacific (BB 1986, FE

1986, V 1986); Cindy Lazzarino, San Fran. St. (V 1982, A-A 1983, FE 1983).

REPEAT CHAMPIONSHIPS

2—Marci McGlenn, Air Force (V 1984-85).

Team Records

INDIVIDUAL CHAMPIONSHIPS, YEAR

3—Cal St. Northridge, 1982; Denver, 1983; Seattle Pacific, 1986.

Individual Champions

ALL-AROUND

1982 Lynn Barrie, Cal St. Northridge
 1983 Cindy Lazzarino, San Fran. St.
 Karen Beer, Denver
 1984 Debbie Lindemer, Wis.-Oshkosh
 1985 Jennifer McFarland, Jacksonville St.
 1986 Jeanne Foster, William & Mary
 Mary Leivian, Wis.-Oshkosh

VAULT

1982 Cindy Lazzarino, San Fran. St.
 1983 Christie Clark-Deary, Southern Conn. St.
 1984 Marci McGlenn, Air Force
 1985 Marci McGlenn, Air Force
 1986 Barbara Elliott, Seattle Pacific

UNEVEN BARS

1982 Jodi Mabb, Cal Poly Pomona
 1983 Karen Beer, Denver
 1984 Debbie Lindemer, Wis.-Oshkosh
 1985 Lisa Gould, Ithaca
 1986 Jeanne Foster, William & Mary
 Mary Leivian, Wis.-Oshkosh

BALANCE BEAM

1982 Lynn Barrie, Cal St. Northridge
 1983 Karen Beer, Denver
 1984 Terri Meyer, Sacramento St.
 1985 Julie Morrow, Slippery Rock
 1986 Barbara Elliott, Seattle Pacific

FLOOR EXERCISE

1982 Linda Moody, Cal St. Northridge
 1983 Cindy Lazzarino, San Fran. St.
 1984 Lori Farrell, Northern Mich.
 1985 Stephanie Howell, Jacksonville St.
 1986 Barbara Elliott, Seattle Pacific

Men's Ice Hockey



DIVISION II DISCONTINUED IN 1999

History

Team Results

Year	Champion (Record)	Coach	Score	Runner-Up	Host	Championship Game Attendance	Championship Total Attendance
1978	Merrimack (21-9-2)	Thom Lawler	12-2	Lake Forest	American Int'l	2,409	—
1979	Mass.-Lowell (27-6)	Bill Riley	6-4	Minn. St. Mankato	Merrimack	1,273	3,012
1980	Minn. St. Mankato (30-9-1)	Don Brose	5-2	Elmira	Elmira	2,966	5,232
1981	Mass.-Lowell (27-5)	Bill Riley	5-4	Plattsburgh St.	Merrimack	3,974	3,769
1982	Mass.-Lowell (31-4)	Bill Riley	6-1	Plattsburgh St.	Mass.-Lowell	3,200	14,140
1983	Rochester Inst. (23-9)	Brian Mason	4-2	Bemidji St.	Mass.-Lowell	500	12,280
1984	Bemidji St. (31-0)	Bob Peters	*14-4	Merrimack	Bemidji St.	2,250	8,114
1993	Bemidji St. (24-7)	Bob Peters	10-6, 5-0	Mercyhurst	Bemidji St.	2,375	2,958
1994	Bemidji St. (21-9-3)	Bob Peters	3-5, 2-1, 2-1(ot)	Ala.-Huntsville	Ala.-Huntsville	6,451	11,320
1995	Bemidji St. (24-7-2)	Bob Peters	6-2, 5-4	Mercyhurst	Mercyhurst	1,500	3,000
1996	Ala.-Huntsville (26-0-3)	Doug Ross	7-1, 3-0	Bemidji St.	Ala.-Huntsville	6,291	12,417
1997	Bemidji St. (25-7-2)	Bob Peters	3-2, 4-2	Ala.-Huntsville	Bemidji St.	3,150	6,100
1998	Ala.-Huntsville (24-3-3)	Doug Ross	6-2, 5-2	Bemidji St.	Ala.-Huntsville	5,103	9,484
1999	St. Michael's (16-10-2)	Lou DiMasi	4-4, 8-5	Southern N.H.	St. Michael's	1,120	2,233

*Two-game, total-goal series.

Leading Scorer, Year-by-Year

Year	Player, School	G	A	P
1978	Jim Toomey, Merrimack	1	6	7
1979	Craig MacTavish, Mass.-Lowell	4	2	6
1980	Mike Carr, Mass.-Lowell	3	3	6
1981	Tom Mulligan, Mass.-Lowell	3	4	7
1982	Scott Swanson, Gust. Adolphus	4	7	11
1983	Mike Carr, Mass.-Lowell	4	6	10
1984	Drey Bradley, Bemidji St.	2	8	10
1993	Jamie Erb, Bemidji St.	4	3	7
1994	Bernie Adlys, Bemidji St.	1	3	4
1995	Eric Fulton, Bemidji St.	3	2	5
	Jude Boulianne, Bemidji St.	1	4	5
1996	Tony Guzzo, Ala.-Huntsville	2	3	5
1997	Marc Lafleur, Bemidji St.	2	2	4
1998	Mike Hamlin, Ala.-Huntsville	1	2	3
	John McCabe, Ala.-Huntsville	2	1	3
	Colin Schmidt, Ala.-Huntsville	2	1	3
	Shane Stewart, Ala.-Huntsville	0	3	3
1999	Chuck Croteau, Southern N.H.	4	0	4
	Jason Harrington, St. Michael's	3	1	4

Most Outstanding Player

Note: Award not presented after 1984.

1978	Jim Toomey, f, Merrimack
1979	Craig MacTavish, f, Mass.-Lowell
1980	Steve Carroll, g, Minn. St. Mankato
1981	Tom Mulligan, def, Mass.-Lowell
1982	Paul Lohnes, def, Mass.-Lowell
1983	Dave Burkholder, g, Rochester Inst.
1984	Joel Otto, f, Bemidji St.

All-Tournament Teams

Note: Team not named after 1984.

1978	G—Gilles Moffet, Merrimack
	D—Dean Fraser, Merrimack
	D—Ron Bisplinghoff, Elmira

F—Jim Toomey, Merrimack
F—John Keeney, Elmira
F—John Pratt, Lake Forest

1979

G—Brian Doyle, Mass.-Lowell
D—Mike Weinkauf, Minn. St. Mankato
D—Mike O'Connor, Mass.-Lowell
F—Rob Feenie, Ill.-Chicago
F—Craig MacTavish, Mass.-Lowell
F—Tom Jacobs, Mass.-Lowell

1980

G—Steve Carroll, Minn. St. Mankato
D—Mike Weinkauf, Minn. St. Mankato
D—Chuck Blomquist, Elmira
F—Steve Forliti, Minn. St. Mankato
F—Tom Tidman, Mass.-Lowell
F—Dave Drew, Elmira
C—Jeff Cristina, Elmira

1981

G—Rick Strack, Plattsburgh St.
D—Tom Mulligan, Mass.-Lowell
D—Tod Wescott, Plattsburgh St.
F—Dean Jenkins, Mass.-Lowell
F—Pierre Brunett, Plattsburgh St.
F—Mike Carr, Mass.-Lowell

1982

G—John MacKenzie, Mass.-Lowell
D—Paul Lohnes, Mass.-Lowell
D—Rob Spath, Mass.-Lowell
F—Chip Grabowski, Plattsburgh St.
F—Mike Carr, Mass.-Lowell
F—Ken Kaiser, Mass.-Lowell

1983

G—Dave Burkholder, Rochester Inst.
D—Mark Burgholzer, Rochester Inst.
D—Tim Rood, Bemidji St.
F—Chris Johnstone, Rochester Inst.
F—Chuck Samar, Rochester Inst.
F—Paul Donato, Babson

1984

G—Galen Nagle, Bemidji St.
D—Drey Bradley, Bemidji St.

D—Dave Jerome, Bemidji St.
F—Joel Otto, Bemidji St.
F—Eric Gager, Bemidji St.
F—Tony Del Gaizo, Merrimack

Individual Records

(Note: Records established beginning in 1982 are from eight-team format; records established beginning in 1993 are from two-team format.)

ALL GAMES

GOALS

4—Jon Erickson, Gust. Adolphus (9) vs. St. Scholastica (1), 1982; Jamie Erb, Bemidji St. (10) vs. Mercyhurst (6), 1993.

GOALS, TOURNAMENT

7—Joel Otto, Bemidji St., 1984.

FASTEST GAME-OPENING GOAL

:08—Rick Hjelm, Gust. Adolphus vs. St. Scholastica, 1982.

FASTEST GOAL START OF PERIOD

:08—Rick Hjelm, Gust. Adolphus vs. St. Scholastica, 1982 (first period).

FASTEST CONSECUTIVE GOALS

:19—Mark Kumpel, Mass.-Lowell vs. Oswego St., 1982 (second period).

FASTEST HAT TRICK

7:01—Eric Fulton, Bemidji St. vs. Mercyhurst, 1995 (third period).

ASSISTS

5—Jim Toomey, Merrimack vs. Lake Forest, 1978.

ASSISTS, TOURNAMENT

8—Drey Bradley, Bemidji St., 1984.

POINTS

6—Jim Toomey, Merrimack vs. Lake Forest, 1978 (1 goal, 5 assists); Lou Martin, Plattsburgh St. vs. Concordia-M'head, 1981 (2 goals, 4 assists).

POINTS, TOURNAMENT

11—Scott Swanson, Gust. Adolphus, 1982 (4 goals, 7 assists).

Won-Lost-Tied Records in Tournament Play

Minigames not included in team's won-lost record.

Team (Years Participated)	Yrs.	Won	Lost	Tied	Pct.	1st	2nd	3rd	4th
Ala.-Huntsville (1994-96-97-98)	4	5	3	0	.625	2	2	0	0
Alas. Fairbanks (1984)	1	0	2	0	.000	0	0	0	0
Babson (1982-83)	2	1	4	1	.250	0	0	0	1
Bemidji St. (1983-84-93-94-95-96-97-98)	8	13	7	0	.650	5	3	0	0
Concordia-M'head (1981)	1	0	2	0	.000	0	0	0	1
Elmira (1978-80)	2	1	3	0	.250	0	1	0	1
Gust. Adolphus (1982-83)	2	4	2	0	.667	0	0	1	0
Ill.-Chicago (1979)	1	1	1	0	.500	0	0	1	0
Lake Forest (1978)	1	1	1	0	.500	0	1	0	0
Mass.-Lowell (1979-80-81-82-83)	5	11	3	0	.786	3	0	2	0
Mercyhurst (1993-95)	2	0	4	0	.000	0	2	0	0
Merrimack (1978-80-82-84)	4	6	6	0	.500	1	1	0	2
Minn. St. Mankato (1978-79-80-81-82-83)	6	6	6	0	.500	1	1	2	0
Norwich (1983)	1	1	1	0	.500	0	0	0	0
Oswego St. (1982-83)	2	1	3	0	.250	0	0	0	0
Plattsburgh St. (1981-82)	2	3	2	1	.583	0	2	0	0
Rochester Inst. (1983)	1	3	1	0	.750	1	0	0	0
St. Michael's (1999)	1	1	0	1	.750	1	0	0	0
St. Scholastica (1982)	1	0	2	0	.000	0	0	0	0
Salem St. (1979)	1	0	2	0	.000	0	0	0	1
Southern N.H. (1984-99)	2	0	3	1	.125	0	1	0	0

All-Time Results

1978 Semifinals: Merrimack 6, Minn. St. Mankato 1; Lake Forest 4, Elmira 1. **Third Place:** Minn. St. Mankato 5, Elmira 3. **Championship:** Merrimack 12, Lake Forest 2.

1979 Semifinals: Minn. St. Mankato 5, Salem St. 3; Mass.-Lowell 10, Ill.-Chicago 6. **Third Place:** Ill.-Chicago 4, Salem St. 3 (ot). **Championship:** Mass.-Lowell 6, Minn. St. Mankato 4.

1980 Semifinals: Elmira 4, Merrimack 1; Minn. St. Mankato 8, Mass.-Lowell 1. **Third Place:** Mass.-Lowell 8, Merrimack 7. **Championship:** Minn. St. Mankato 5, Elmira 2.

1981 Semifinals: Plattsburgh St. 10, Concordia-M'head 4; Mass.-Lowell 8, Minn. St. Mankato 7 (ot). **Third Place:** Minn. St. Mankato 9, Concordia-M'head 7. **Championship:** Mass.-Lowell 5, Plattsburgh St. 4.

1982 First Round: Mass.-Lowell 9, Oswego St. 5; Oswego St. 4, Mass.-Lowell 3 (Mass.-Lowell wins, 12-9). Plattsburgh St. 4, Babson 3; Plattsburgh St. 1, Babson 1 (Plattsburgh St. wins, 5-4). Merrimack 5, Minn. St.

Mankato 3; Merrimack 6, Minn. St. Mankato 4 (Merrimack wins, 11-7). Gust. Adolphus 7, St. Scholastica 4; Gust. Adolphus 9, St. Scholastica 1 (Gust. Adolphus wins, 16-5). **Semifinals:** Mass.-Lowell 4, Merrimack 3; Plattsburgh St. 4, Gust. Adolphus 3. **Third Place:** Gust. Adolphus 8, Merrimack 5. **Championship:** Mass.-Lowell 6, Plattsburgh St. 1.

(Note: First-round winners based on two-game, total-goals format.)

1983 First Round: Babson 3, Norwich 1; Norwich 2, Babson 1 (ot) (Babson wins, 4-3). Mass.-Lowell 10, Oswego St. 2; Mass.-Lowell 5, Oswego St. 3 (Mass.-Lowell wins, 15-5). Bemidji St. 6, Gust. Adolphus 3; Gust. Adolphus 3, Bemidji St. 2 (Bemidji St. wins, 8-6). Rochester Inst. 6, Minn. St. Mankato 1; Minn. St. Mankato 6, Rochester Inst. 3 (Rochester Inst. wins, 9-7).

Semifinals: Bemidji St. 3, Babson 1; Rochester Inst. 4, Mass.-Lowell 1. **Third Place:** Mass.-Lowell 5, Babson 3. **Championship:** Rochester Inst. 4, Bemidji St. 2.

1984 First Round: Bemidji St. 9, Alas. Fairbanks 6; Bemidji St. 4, Alas. Fairbanks 2 (Bemidji St. wins, 13-8). Merrimack 4, Southern N.H. 3; Merrimack 5, Southern N.H. 4 (Merrimack wins, 9-7). **Championship:** Bemidji

St. 6, Merrimack 3; Bemidji St. 8, Merrimack 1 (Bemidji St. wins, 14-4).

1993 Championship: Bemidji St. 10, Mercyhurst 6; Bemidji St. 5, Mercyhurst 0 (Bemidji St. wins series, 2-0).

1994 Championship: Ala.-Huntsville 5, Bemidji St. 3; Bemidji St. 2, Ala.-Huntsville 1; Bemidji St. 2, Ala.-Huntsville 1 (minigame-ot) (Bemidji St. wins series, 2-1).

1995 Championship: Bemidji St. 6, Mercyhurst 2; Bemidji St. 5, Mercyhurst 4 (Bemidji St. wins series, 2-0).

1996 Championship: Ala.-Huntsville 7, Bemidji St. 1; Ala.-Huntsville 3, Bemidji St. 0 (Ala.-Huntsville wins series, 2-0).

1997 Championship: Bemidji St. 3, Ala.-Huntsville 2; Bemidji St. 4, Ala.-Huntsville 2 (Bemidji St. wins series, 2-0).

1998 Championship: Ala.-Huntsville 6, Bemidji St. 2; Ala.-Huntsville 5, Bemidji St. 2 (Ala.-Huntsville wins series, 2-0).

1999 Championship: St. Michael's 4, Southern N.H. 4; St. Michael's 8, Southern N.H. 5 (St. Michael's wins series, 1-0-1).

Championship Winning Streaks

Consecutive Men's National Titles	276
Consecutive Women's National Titles	276
Streaks of Discontinued Sports.....	277
Longest Streaks.....	277
Longest Active Streaks	277



Championship Winning Streaks

All Divisions, Men's and Women's Sports

Consecutive Men's National Titles

DIVISION I

Team	No.	Sport	Years
1. Arkansas.....	12	Indoor Track and Field	1984-95
2. Yale.....	9	Golf	1905-13
Southern California.....	9	Outdoor Track and Field	1935-43
Iowa.....	9	Wrestling	1978-86
5. Arkansas.....	8	Outdoor Track and Field	1992-99
6. Oklahoma St.	7 ++	Wrestling	1937-46
Southern California.....	7	Outdoor Track and Field	1949-55
UCLA.....	7	Basketball	1967-73
9. Indiana.....	6	Swimming	1968-73
West Virginia.....	6	Men's and Women's Rifle	1988-93
Penn St.	6	Fencing	1995-2000
Iowa.....	6	Wrestling	1995-2000

DIVISION II

Team	No.	Sport	Years
1. Cal St. Bakersfield	8	Swimming and Diving	1986-93
Lander	8	Tennis	1993-2000
3. SIU Edwardsville.....	7	Tennis	1978-84
Abilene Christian	7	Outdoor Track and Field	1982-88
St. Augustine's.....	7	Outdoor Track and Field	1989-95
Cal Poly.....	7	Wrestling	1968-74
7. Cal St. Northridge	5	Swimming and Diving	1981-85
St. Augustine's.....	5	Indoor Track and Field	1988-92@
Cal St. Bakersfield	5	Wrestling	1979-83
Abilene Christian	5	Outdoor Track and Field	1996-2000
11. Central Okla.	4	Wrestling	1992-95
Bemidji St.	4	Ice Hockey	1984, 93-95+
Oakland	4	Swimming and Diving	1994-97
Western St.	4	Cross Country	2000-03*

DIVISION III

Team	No.	Sport	Years
1. Kenyon.....	24	Swimming and Diving	1980-2003*
2. Hobart.....	12	Lacrosse	1980-91
3. Cal St. Stanislaus.....	6	Golf	1976-81
Cal St. Stanislaus.....	6	Golf	1984-89
Methodist.....	6	Golf	1994-99
6. Rowan.....	5	Outdoor Track and Field	1980-84
Ice Hockey.....	5	Middlebury	1995-99
8. Augustana (Ill.)	4	Football	1983-86
Wis.-La Crosse.....	4	Indoor Track and Field	1991-94

*Active. +Championship was discontinued, then restarted. ++No championships 1943-45. +++Shared 1978 title. @Shared 1988 title.

Consecutive Women's National Titles

DIVISION I

Team	No.	Sport	Years
1. LSU.....	11	Outdoor Track and Field	1987-97
2. North Carolina.....	9	Soccer	1986-94
3. Maryland.....	7	Lacrosse	1995-2001
4. Stanford.....	6	Tennis	1986-91
Villanova.....	6	Cross Country	1989-94
6. Utah.....	5	Gymnastics	1982-86
Texas.....	5	Swimming and Diving	1984-88
Stanford.....	5	Swimming and Diving	1992-96
LSU.....	5	Indoor Track and Field	1993-97

DIVISION II

Team	No.	Sport	Years
1. Cal Poly.....	10	Cross Country	1982-91
2. Adams St.	8	Cross Country	1992-99
Abilene Christian	8	Indoor Track and Field	1993-2000
4. Oakland.....	5	Swimming and Diving	1990-94
5. North Dakota St.	4	Basketball	1993-96
SIU Edwardsville.....	4	Tennis	1986-89



Western State's William Banks helped his team to its fourth straight Division II Cross Country Championship.

Team	No.	Sport	Years
Abilene Christian	4	Indoor Track and Field	1988-91
Abilene Christian	4	Outdoor Track and Field	1985-88
Franklin Pierce	4	Soccer	1994-97
Drury	4	Swimming and Diving	1997-2000

*Active.

DIVISION III

Team	No.	Sport	Years
1. Kenyon	17	Swimming and Diving	1984-2000
2. Washington (Mo.)	6	Volleyball	1991-96
Methodist	6	Golf	1998-2003*
4. Wheaton (Mass.)	5	Indoor Track and Field	1999-2003*
Cortland St.	4	Cross Country	1992-95
TCNJ	4	Lacrosse	1993-96
Washington (Mo.)	4	Basketball	1998-2001

*Active.

Streaks of Discontinued Sports

ALL DIVISIONS, MEN AND WOMEN

Team	No.	Sport	Years
1. Colorado	8+	Men's Skiing*	1972-79
2. Denver	7	Men's Skiing*	1961-67
3. Wayne St. (Mich.)	4	Men's Fencing#	1982-85

+Shared title in 1976. #Discontinued as men's sport by school in 1990, later reinstated. *Combined with women's skiing in 1983.

Longest Streaks

ALL DIVISIONS, MEN and WOMEN

Division/Sport	No.	Team	Years
1. Kenyon.....	24	Men's Division III Swimming and Diving	1980-2003*
2. Kenyon.....	17	Women's Division III Swimming and Diving	1984-2000
3. Arkansas	12	Men's Division I Indoor Track and Field	1984-95
Hobart\$	12	Men's Division III Lacrosse	1980-91
5. LSU	11	Women's Division I Outdoor Track and Field	1987-97
6. Cal Poly	10	Women's Division II Cross Country	1982-91
7. North Carolina	9	Women's Division I Soccer	1986-94
Southern California.....	9	Men's Division I Outdoor Track and Field	1935-43
Iowa	9	Men's Division I Wrestling	1978-86
Yale	9	Men's National Collegiate Golf	1905-13
11. Cal St. Bakersfield	8	Men's Division II Swimming and Diving	1986-93
Arkansas	8	Men's Division I Outdoor Track and Field	1992-99
Adams St.	8	Women's Division II Cross Country	1992-99
Abilene Christian.....	8	Women's Division II Indoor Track and Field	1993-2000
Lander	8	Men's Division II Tennis	1993-2000
16. SIU Edwardsville	7	Men's Division II Tennis	1978-84
Abilene Christian.....	7	Men's Division II Outdoor Track and Field	1982-88
St. Augustine's	7	Men's Division II Outdoor Track and Field	1989-95
Cal Poly	7	Men's Division II Wrestling	1968-74
Oklahoma St.	7	Men's Division I Wrestling	1937-46†
Southern California.....	7	Men's Division I Outdoor Track and Field	1949-55
Denver	7	Men's National Collegiate Skiing	1961-67
UCLA	7	Men's Division I Basketball	1967-73
Maryland	7	Women's Division I Lacrosse	1995-2001

*Active. †No championships, 1943-45. \$Now Division I in men's lacrosse.

Longest Active Streaks

ALL DIVISIONS, MEN and WOMEN

Division/Sport	No.	Team	Years
1. Kenyon.....	24	Men's Division III Swimming and Diving	1980-2003
2. Methodist	6	Women's Division III Golf	1998-2003
3. Alas. Fairbanks	5	National Collegiate Rifle	1999-2003
Wheaton (Mass.)	5	Women's Division II Indoor Track and Field	1999-2003
5. Western St.	4	Men's Division II Cross Country	2000-03
Wis.-La Crosse	3	Men's Division III Indoor Track and Field	2001-03
Western St.	3	Women's Division II Cross Country	2001-03
Truman	3	Women's Division II Swimming and Diving	2001-03
Wheaton (Mass.)	3	Women's Division III Outdoor Track and Field	2001-03



Photo by Marilyn Culler/NCAA Photos

Amber James of Wheaton (Illinois) won the indoor 400 meters in Division III, helping her team to its fifth straight crown.

Coaching Records

Division I

Team Titles	280
Consecutive Team Titles	280

Division II

Team Titles	281
Consecutive Team Titles	281

Division III

Team Titles	281
Consecutive Team Titles	282



Coaching Records

All Divisions, Men's and Women's Sports

Division I

TEAM TITLES

No.	Coach	School	Sport	Years
1. 18	Al Scates+	UCLA	Volleyball (M)	1970-2000
2. 17	Dick Gould+	Stanford	Tennis (M)	1973-2000
17	John McDonnell+	Arkansas	Indoor Track and Field (M)	1984-2003
4. 16	Dave Williams	Houston	Golf (M)	1956-85
5. 15	Dan Gable	Iowa	Wrestling	1978-97
15	Anson Dorrance+	North Carolina	Soccer (W)	1982-2000
7. 13	Willy Schaeffler	Denver	Skiing (M)@	1954-70
8. 12	Dean Cromwell	Southern California	Outdoor Track and Field (M)	1926-43
12	Richard Quick+	Texas/Stanford	Swimming and Diving (W)	1984-98
12	Pat Henry+	LSU	Outdoor Track and Field (W)	1988-2003
11. 11	E.C. Gallagher	Oklahoma St.	Wrestling	1928-40
11	Mike Peppe	Ohio St.	Swimming and Diving (M)	1943-62
11	John McDonnell+	Arkansas	Cross Country (M)	1984-2000
14. 10	Hugh Castello	New York U.	Fencing (M)#	1954-74
10	George Toley	Southern California	Tennis (M)	1955-76
10	Rod Dedeaux	Southern California	Baseball	1958-78
10	John Wooden	UCLA	Basketball (M)	1964-75
10	Frank Brennan	Stanford	Tennis (W)	1982-99
10	Pat Henry+	LSU	Indoor Track and Field (W)	1987-2003
20. 9	Greg Marsden+	Utah	Gymnastics (W)	1982-95
9	Beth Anders+	Old Dominion	Field Hockey	1982-2000
9	Emmanuel Kaidanov+	Penn St.	Fencing (MW)	1990-2002
9	Eddie Reese+	Texas	Swimming and Diving (M)	1981-2002
9	John McDonnell+	Arkansas	Outdoor Track and Field (M)	1984-2003
25. 8	Art Griffith	Oklahoma St.	Wrestling	1941-56
8	Pete Cutino	California	Water Polo (M)	1973-88
8	John J. Walsh	Wisconsin	Boxing%	1939-56
8	Dante Dettamanti	Stanford	Water Polo (M)	1978-2001

(Notes: John McDonnell of Arkansas has won 37 men's team titles [17 indoor track and field, 11 cross country and nine outdoor track and field]. Pat Henry of LSU has won 26 team titles [12 women's outdoor track and field, 10 women's indoor track and field, one men's indoor track and field and three men's outdoor track and field]. Ted Banks of UTEP won 17 men's team titles [six cross country, six indoor track and field and five outdoor track and field].)

CONSECUTIVE TEAM TITLES

No.	Coach	School	Sport	Years
1. 12	John McDonnell+	Arkansas	Indoor Track and Field (M)	1984-95
2. 10	Pat Henry+	LSU	Outdoor Track and Field (W)	1988-97
3. 9	Dean Cromwell	Southern California	Outdoor Track and Field (M)	1935-43
9	Dan Gable	Iowa	Wrestling	1978-86
9	Anson Dorrance+	North Carolina	Soccer (W)	1986-94
6. 8	John McDonnell+	Arkansas	Outdoor Track and Field (M)	1992-99
7. 7	Willy Schaeffler	Denver	Skiing (M)@	1961-67
7	John Wooden	UCLA	Basketball (M)	1967-73
7	Cindy Timchal+	Maryland	Lacrosse (W)	1995-2001
10. 6	James Counsilman	Indiana	Swimming and Diving (M)	1968-73
6	Richard Quick+	Texas/Stanford	Swimming and Diving (W)	1984-89
6	Frank Brennan	Stanford	Tennis (W)	1986-91
6	Emmanuel Kaidanov+	Penn St.	Fencing (MW)	1995-2000
14. 5	Matt Mann	Michigan	Swimming and Diving (M)	1937-41
5	Jess Mortensen	Southern California	Outdoor Track and Field (M)	1951-55
5	Dave Williams	Houston	Golf (M)	1956-60
5	Rod Dedeaux	Southern California	Baseball	1970-74
5	Bill Marolt	Colorado	Skiing (M)@	1972-76
5	Francis Allen+	Nebraska	Gymnastics (M)	1979-83
5	Greg Marsden+	Utah	Gymnastics (W)	1982-86
5	Marty Stern	Villanova	Cross Country (W)	1989-93
5	Richard Quick+	Stanford	Swimming and Diving (W)	1992-96
5	Glenn Dubist	Alas. Fairbanks	Rifle	1999-2003!

+Active coach. @Discontinued as men's sport after 1982 season, reinstated later. #Discontinued as men's sport by school in 1990. %Discontinued as NCAA-sponsored sport in 1960. !Active streak.



Photo courtesy Peter Zurzga/NCAA Photos

Coach Kris Russell of Wisconsin-Whitewater rejoices as her women's volleyball team wins the 2002 Division III crown.

Division II

TEAM TITLES

No.	Coach	School	Sport	Years
1. 12	Ernie Maglischo	Cal St. Chico/Oakland\$		
12	Wes Kittley	Abilene Christian	Swimming and Diving (M)	1973-93
3. 11	Wes Kittley	Abilene Christian	Indoor Track and Field (W)	1988-2000
4. 9	Pete Accardy	Cal St. Northridge\$	Outdoor Track and Field (W)	1985-99
9	George Williams+	St. Augustine's	Swimming and Diving (M)	1975-85
6. 8	Vaughn Hitchcock	Cal Poly\$	Outdoor Track and Field (M)	1989-2003
8	Lance Harter	Cal Poly\$	Wrestling	1966-74
8	Joe Cabri+	Lander	Cross Country (W)	1982-89
8	Damon Martin+	Adams St.	Tennis (M)	1993-2000
8	George Williams+	St. Augustine's	Cross Country (W)	1992-2003
11. 7	Joe Seay	Cal St. Bakersfield	Indoor Track and Field (M)	1987-2003
7	Kent DeMars	SIU Edwardsville	Wrestling\$	1976-83
7	Charley Matlock	Fla. Southern	Tennis (M)	1978-84
7	Don Hood	Abilene Christian	Golf (M)	1981-95
15. 6	Myron McNamara	UC Irvine\$	Outdoor Track and Field (M)	1982-88
6	Wes Kittley	Abilene Christian	Tennis (M)	1970-77
6	Amy Ruley+	North Dakota St.	Indoor Track and Field (M)	1989-2000
6	Jan Hutchinson	Bloomsburg	Basketball (W)	1991-2000
6	David James	Central Okla.	Field Hockey (W)	1983-99
20. 5	Arad McCuthan	Evansville\$	Wrestling	1992-2003
5	Cliff McCrath	Seattle Pacific	Basketball (M)	1959-71
5	Tracy Huth	Oakland\$	Soccer (M)	1978-93
			Swimming and Diving (W)	1990-94

+ Active coach. (Notes: Wes Kittley of Abilene Christian won 28 team titles [six men's indoor track and field, 11 women's indoor track and field, eight women's outdoor track and field, three men's outdoor track and field]. George Williams of St. Augustine's has won 23 team titles [eight men's indoor track and field, nine men's outdoor track and field, four women's indoor track and field, two women's outdoor track and field]. Pete Accardy of Cal State Northridge won 13 team titles [nine men's swimming and diving, four women's swimming and diving]. Lance Harter of Cal Poly won 13 women's team titles [eight cross country and five outdoor track and field]. Jan Hutchinson also won two titles Division III. Damon Martin of Adams State has won nine team titles [eight women's cross country and one men's cross country].)

CONSECUTIVE TEAM TITLES

No.	Coach	School	Sport	Years
1. 8	Lance Harter	Cal Poly\$	Cross Country (W)	1982-89
8	Ernie Maglischo	Cal St. Bakersfield	Swimming and Diving (M)	1986-93
8	Damon Martin+	Adams St.	Cross Country (W)	1992-99
8	Joe Cabri+	Lander	Tennis (M)	1993-2000
5. 7	Vaughn Hitchcock	Cal Poly\$	Wrestling	1968-74
7	Kent DeMars	SIU Edwardsville	Tennis (M)	1978-84
7	Don Hood	Abilene Christian	Outdoor Track and Field (M)	1982-88
7	Wes Kittley	Abilene Christian	Indoor Track and Field (W)	1993-99
9. 5	Joe Seay	Cal St. Bakersfield	Wrestling\$	1979-83
5	Pete Accardy	Cal St. Northridge\$	Swimming and Diving (M)	1981-85
5	George Williams+	St. Augustine's	Indoor Track and Field (M)	1988-92
5	Tracy Huth	Oakland\$	Swimming and Diving (W)	1990-94
13. 4	Bob Meyers	SIU Edwardsville	Tennis (W)	1986-89
4	David James+	Central Okla.	Wrestling	1992-95
4	Amy Ruley+	North Dakota St.	Basketball (W)	1993-96
4	Wes Kittley	Abilene Christian	Indoor Track and Field (W)	1988-91
4	Pete Hovland+	Oakland	Swimming and Diving (M)	1994-97
4	Wes Kittley	Abilene Christian	Indoor Track and Field (M)	1996-99
4	Jan Hutchinson+	Bloomsburg	Field Hockey (W)	1996-99
4	Brian Reynolds+	Drury	Swimming and Diving (W)	1997-2000
4	Duane Vandenbusche+	Western St.	Cross Country (M)	2000-03!

\$Now Division I. +Active coach. !Active streak.

Division III

TEAM TITLES

No.	Coach	School	Sport	Years
1. 24	Jim Steen+	Kenyon	Swimming and Diving (M)	1980-2003
2. 19	Jim Steen+	Kenyon	Swimming and Diving (W)	1984-2003
3. 12	Jim Hanny	Cal St. Stanislaus	Golf (M)	1976-89
12	Allen Carius+	North Central	Cross Country (M)	1975-99
5. 10	Dave Urick^	Hobart\$	Lacrosse (M)	1980-89
6. 9	Steve Conley	Methodist	Golf (M)	1990-99
9	Mark Guthrie+	Wis.-La Crosse	Indoor Track and Field (M)	1988-2003
8. 8	Sharon Pfluger			
8	Goldbrenner+	TCNJ	Lacrosse (W)	1987-2000
8	Jeff Swenson+	Augsburg	Wrestling	1991-2002
10. 7	Larry Kehres+	Mount Union	Football	1993-2003
7	George Acker	Kalamazoo	Tennis (M)	1976-93
7	Teri Clemens	Washington (Mo.)	Volleyball (W)	1989-96
7	Jack Daniels+	Cortland St.	Cross Country (W)	1989-97
7	Sharon Pfluger			
7	Goldbrenner+	TCNJ	Field Hockey (W)	1985-99
7	Larry Kehres+	Mount Union	Football	1993-2003



Coach Glenn Dubist has led Alaska Fairbanks to five National Collegiate Rifle titles.

Photo by Jerry Olsen/NCAA Photos

Photo courtesy Cliff Williams/NCAA Photos



Central Missouri State baseball coach Brad Hill led the Fighting Mules to the 2003 Division II Championship.

No.	Coach	School	Sport	Years
16. 6	Doug Dannevik	UC San Diego	Volleyball (W)	1981-90
6	Vince Brown+	Chris. Newport	Outdoor Track and Field (W)	1987-98
6	Vince Brown+	Chris. Newport	Indoor Track and Field (W)	1988-98
6	Cyrus Jones+	Lincoln (Pa.)	Outdoor Track and Field	1985-2000
6	Cyrus Jones+	Lincoln (Pa.)	Indoor Track and Field (M)	1990-2000
21. 5	Michael Parker+	Lock Haven/ UNC Greensboro\$	Soccer (M)	1977-87
5	Donald Murray+	Brockport St.	Wrestling	1977-92
5	Dave Icenhower+	TCNJ	Wrestling	1979-87
5	June Walker	TCNJ	Softball	1983-94
5	Brian McManust	UC San Diego	Soccer (W)	1989-99

+Active coach. (Notes: Jim Steen of Kenyon has won 39 team titles [22 men's swimming and diving, 17 women's swimming and diving]. Allen Carius of North Central has won 15 men's titles [12 cross country, one indoor track and field, two outdoor track and field]. Sharon Pfluger Goldbrenner of College of New Jersey has won 15 women's titles [eight lacrosse, seven field hockey]. Mark Guthrie of Wisconsin-La Crosse has won 15 men's team titles [eight indoor track and field, seven outdoor track and field]. Vince Brown of Christian Newport has won 12 women's team titles [six indoor track and field six outdoor track and field]. Cyrus Jones of Lincoln [Pennsylvania] has won 16 team titles [six men's indoor track and field, six men's outdoor track and field, one women's indoor track and field, and three women's outdoor track and field].)

CONSECUTIVE TEAM TITLES

No.	Coach	School	Sport	Years
1. 16	Jim Steen+	Kenyon	Swimming and Diving (M)	1980-95
2. 12	Jim Steen+	Kenyon	Swimming and Diving (W)	1984-95
3. 10	Dave Urick^	Hobart\$	Lacrosse (M)	1980-89
4. 7	Jim Steen!	Kenyon	Swimming and Diving (M)	1997-2003
5. 6	Teri Clemens	Washington (Mo.)	Volleyball (W)	1991-96
6	Jim Hanny	Cal St. Stanislaus	Golf	1976-81
6	Jim Hanny	Cal St. Stanislaus	Golf	1984-89
6	Steve Conley+	Methodist	Golf (M)	1994-99
6	Vici Pate+	Methodist	Golf (W)	1998-2003
10. 5	Oscar Moore	Rowan	Outdoor Track and Field (M)	1980-84
5	Jack Daniels+	Cortland St.	Cross Country (W)	1992-97
5	Bill Beaney+	Middlebury	Ice Hockey (M)	1995-99
5	Paul Souza!	Wheaton (Mass.)	Indoor Track and Field (W)	1999-2003
5	Jim Steen	Kenyon	Swimming and Diving (M)	1997-2001
14. 4	Bob Reade	Augustana (Ill.)	Football	1983-86
4	Mark Guthrie+	Wis. La Crosse	Indoor Track and Field (M)	1991-94
4	Nancy Fahey	Washington (Mo.)	Basketball (W)	1998-2001

+Active coach. ^Active coach, different school. \$Now Division I in this sport. !Active streak.

Men's Summaries

Division I	284
Division II	291
Division III.....	298



Summary

NATIONAL COLLEGIATE/DIVISION I



Photo by Reed Hoffman/NCAA Photos

Oklahoma State's Johnny Thompson carried his team to another wrestling championship crown, the Cowboys' 31st.

2002-03 Championships

Highlights

The wealth was spread around this season in Division I men's team championships as no school won more than two championships and only two – Arkansas in indoor and outdoor track and field, and Stanford in water polo and cross country – won that many. Two schools won their first overall men's team championship, with Western Kentucky claiming I-AA football and Lewis taking the National Collegiate Volleyball title. The following schools won their first championships in a particular sport – Clemson (golf), Illinois (tennis) and Syracuse (basketball). There was no movement in the top five in overall team championships.

In individual sports, Southern California led the way with six championships to increase its already sizable lead in the all-time standings in that category. The Trojans won three trophies in outdoor track and field, two trophies in swimming, and one in indoor track. The wins in outdoor track tie that sport with the school's swimming total of 108, fifth on the all-time list. Three other schools – Arkansas, Auburn and Oklahoma – won five individual titles. The only team to win an individual title for the first time overall was East Carolina in indoor track. Air Force won its first individual fencing title.

Championships History

Top Winners

School	Team Titles
1. Southern California.....	71
2. UCLA	67
3. Stanford	56
4. Oklahoma St.....	44
5. Arkansas	39

School	Individual Titles
1. Southern California.....	289
2. Michigan	235
3. Stanford	233
4. Ohio St.	202
5. UCLA	160

Most Titles (One Sport)

School, Sport	Team Titles
1. Oklahoma St., Wrestling.....	31
2. Southern California, Outdoor Track and Field.....	26
3. Yale, Golf.....	21
4. Iowa, Wrestling	20
5. UCLA, Volleyball	18

School, Sport	Individual Titles
1. Michigan, Swimming and Diving.....	148
2. Stanford, Swimming and Diving	130
3. Oklahoma St., Wrestling.....	124
4. Ohio St., Swimming and Diving	117
5. Southern California, Swimming and Diving	108
5. Southern California, Outdoor Track and Field.....	108

National Collegiate/Division I Individual Championships

(Note: Each school is credited with one championship for each competitor involved in a tie. The boxing championships began in 1932 and were discontinued after the 1960 championships. The individual championships totals for fencing, rifle and skiing include some championships won by women. In tennis, two championships are awarded each year: one to the school whose competitor wins the singles championship and one to the school whose team wins the doubles championship. In swimming, track and skiing, relay victories count as one championship.)

+Division II school. ++Division III school. +++NAIA school.

	Boxing	Cross Country	Fencing	Golf	Gymnastics	Rifle	Skiing	Swimming	Tennis	Indoor Track	Outdoor Track	Wrestling	Totals
Abilene Christian +.....	—	—	—	—	—	—	—	—	—	1	7	—	8
Adams St. +.....	—	—	—	—	—	—	—	—	—	—	—	1	1
Adelphi +.....	—	—	—	—	—	—	—	—	—	2	—	—	2
Air Force.....	—	1	1	—	—	—	—	1	—	—	1	1	5
Alabama.....	—	—	—	—	—	—	—	9	—	10	9	—	28
Alas. Anchorage +.....	—	—	—	—	—	—	6	—	—	—	—	—	6
Alas. Fairbanks +.....	—	—	—	—	—	11	—	—	—	—	—	—	11
Albertson +++.....	2	—	—	—	—	—	—	—	—	—	—	—	2
Albion ++.....	—	—	—	—	—	—	—	—	—	—	1	—	1
Alfred ++.....	—	—	—	—	—	—	—	—	—	—	1	—	1
Amherst ++.....	—	—	—	—	—	—	—	1	—	—	—	—	1
Arizona.....	—	2	—	—	2	—	—	20	—	1	12	—	37
Arizona St.....	—	—	—	6	10	—	—	7	1	—	14	8	46
Arkansas.....	—	3	—	1	—	—	—	2	1	45	42	—	94
Arkansas St.....	—	—	—	—	—	—	—	—	—	3	5	—	8
Army.....	—	—	1	—	6	—	—	1	—	—	1	2	11
Ashland +.....	—	1	—	—	—	—	—	—	—	—	—	—	1
Auburn.....	—	—	—	1	—	—	—	31	1	8	18	1	60
Baldwin-Wallace ++.....	—	—	—	—	—	—	—	—	—	—	4	—	4
Ball St.....	—	—	—	—	—	—	—	—	—	1	1	—	2
Bates ++.....	—	—	—	—	—	—	—	—	—	—	1	—	1
Baylor.....	—	—	—	—	—	—	—	—	—	11	11	—	22
Bloomsburg +.....	—	—	—	—	—	—	—	—	—	—	—	4	4
Boise St.....	—	—	—	—	—	—	1	—	—	1	1	1	4
Boston College.....	—	—	—	—	—	—	—	—	—	2	3	—	5
Boston U.....	—	—	—	—	—	—	—	—	—	1	6	—	7
Bowdoin ++.....	—	—	—	—	—	—	—	—	—	—	3	—	3
Bowling Green.....	—	—	—	—	—	—	—	—	—	4	4	—	8
Bradley.....	—	—	—	—	—	—	—	—	—	—	2	—	2
Brigham Young.....	—	1	—	—	5	—	—	4	—	9	25	—	44
Brooklyn ++.....	—	—	1	—	—	—	—	—	—	—	—	—	1
Brown.....	—	—	—	—	—	—	—	1	2	1	2	—	6
Bucknell.....	—	—	—	—	—	—	—	—	—	—	1	—	1
Butler.....	—	—	—	—	—	—	—	—	—	—	6	—	6
California.....	—	—	—	—	19	—	—	41	11	—	27	1	99
UC Davis +.....	1	—	—	—	—	—	—	—	—	—	—	—	1
UC Irvine.....	—	—	—	—	—	—	—	—	—	—	2	—	2
UC Santa Barb.....	—	—	—	—	—	—	—	1	—	—	—	—	1
Cal Poly.....	—	—	—	—	—	—	—	—	—	1	5	2	8
Cal Poly Pomona +.....	1	—	—	—	—	—	—	—	—	—	—	—	1
Cal St. Bakersfield +.....	—	—	—	—	—	—	—	—	—	—	—	9	9
Cal St. Fullerton.....	—	—	—	—	2	—	—	—	—	—	—	—	2
Cal St. L.A. +.....	—	—	—	1	6	—	—	—	—	1	1	—	9
Cal St. Northridge.....	—	—	—	—	3	—	—	—	—	—	—	—	3
Caltech ++.....	—	—	—	—	—	—	—	—	—	—	1	—	1
Carleton ++.....	—	—	—	1	—	—	—	—	—	—	—	—	1
Case Reserve ++.....	—	—	1	—	—	—	—	—	—	—	—	—	1
Catholic ++.....	2	—	—	—	—	—	—	—	—	—	—	—	2
CCNY ++.....	—	—	2	—	—	—	—	—	—	—	—	—	2
Central Mich.....	—	—	—	—	—	—	—	—	—	1	—	1	2
Central Okla. +.....	—	—	—	—	—	—	—	—	—	—	—	2	2
Central St. (Ohio) +++.....	—	—	—	—	—	—	—	—	—	1	1	—	2
Chicago ++.....	—	—	—	—	9	—	—	—	—	—	7	—	16
Cincinnati.....	—	—	—	—	—	—	—	2	1	—	—	—	3
Clarion +.....	—	—	—	—	—	—	—	—	—	—	—	8	8
Clemson.....	—	—	—	1	—	—	—	—	—	9	3	3	16
Cleveland St.....	—	—	1	—	—	—	—	—	—	—	—	—	1
Colgate.....	—	—	—	—	—	—	—	—	—	3	—	—	3
Colorado.....	—	3	—	1	1	—	70	—	—	5	9	3	92
Colorado St.....	—	—	—	—	2	—	—	—	—	1	4	1	8
Columbia.....	—	—	27	1	—	—	—	8	4	—	3	—	43
Concordia-M'head ++.....	—	—	—	—	—	—	—	—	—	—	—	1	1
Connecticut.....	—	—	—	—	—	—	—	—	—	1	1	—	2
Cornell.....	—	—	1	—	—	—	—	1	1	—	2	7	12
Cornell College ++.....	—	—	—	—	—	—	—	—	—	—	—	6	6
Cortland St. ++.....	—	—	—	—	1	—	—	1	—	—	—	—	2
Dartmouth.....	—	—	1	1	—	—	30	2	—	—	3	—	37

	Boxing	Cross Country	Fencing	Golf	Gymnastics	Rifle	Skiing	Swimming	Tennis	Indoor Track	Outdoor Track	Wrestling	Totals
Denver.....	—	—	—	—	—	—	62	1	—	—	1	—	64
DePaul.....	—	—	—	—	—	—	—	—	—	1	—	—	1
Detroit.....	—	—	2	—	—	—	—	—	—	—	—	—	2
Drake.....	—	2	—	—	—	—	—	—	—	—	3	—	5
Duke.....	3	—	1	—	—	—	—	—	—	1	1	—	6
East Stroudsburg +.....	—	—	—	—	—	—	—	—	—	—	—	2	2
East Tenn. St.....	—	1	—	—	—	—	—	—	—	—	—	—	1
Eastern Ill.....	—	—	—	—	—	—	—	—	—	1	1	—	2
Eastern Mich.....	—	1	—	—	—	—	—	—	—	6	7	—	14
Edinboro +.....	—	—	—	—	—	—	—	—	—	—	—	2	2
Emporia St. +.....	—	—	—	—	—	—	—	—	—	—	6	—	6
Fairleigh Dickinson.....	—	—	—	—	—	—	—	—	—	3	2	—	5
Fisk ++.....	—	—	—	—	—	—	—	—	—	—	1	—	1
Florida.....	1	—	—	2	—	—	—	25	3	12	11	—	54
Florida A&M.....	—	—	—	—	—	—	—	—	—	—	1	—	1
Fla. Atlantic.....	—	—	—	—	—	—	—	1	—	—	—	—	1
Florida St.....	—	—	—	—	7	—	—	5	—	5	2	—	19
Fort Lewis +.....	—	—	—	—	—	—	5	—	—	—	—	—	5
Fordham.....	—	—	—	—	—	—	—	—	—	1	2	—	3
Frank. & Marsh. ++.....	—	—	—	—	—	—	—	1	—	—	—	—	1
Fresno St.....	—	—	—	—	—	—	—	—	—	3	10	4	17
George Mason.....	—	—	1	—	—	—	—	—	—	9	8	—	18
Georgetown.....	—	1	—	2	—	—	—	—	—	6	8	—	17
Georgia.....	—	—	—	1	—	—	—	4	6	2	9	—	22
Georgia Tech.....	—	—	—	3	—	—	—	1	—	5	11	—	20
Gonzaga.....	3	—	—	—	—	—	—	—	—	—	—	—	3
Grinnell ++.....	—	—	—	—	—	—	—	—	—	—	5	—	5
Hampton +.....	—	—	—	—	—	—	—	—	—	—	1	—	1
Hardin-Simmons ++.....	—	—	—	—	—	—	—	—	—	—	1	—	1
Harvard.....	—	—	2	8	—	—	—	10	33	5	2	1	61
Hawaii.....	3	—	—	—	—	—	—	—	—	1	—	—	4
Hofstra.....	—	—	—	—	—	—	—	—	—	—	—	1	1
Houston.....	—	2	—	8	—	—	—	1	—	12	17	—	40
Houston Baptist +++.....	—	—	—	—	1	—	—	—	—	1	1	—	3
Idaho.....	16	—	—	—	—	—	3	—	—	—	3	—	22
Idaho St.....	18	—	—	—	—	—	—	—	—	—	—	—	18
Illinois.....	—	1	4	—	42	—	—	7	3	7	39	20	123
Illinois Col. ++.....	—	—	—	—	—	—	—	—	—	—	1	—	1
Illinois St.....	—	—	—	—	—	—	—	—	—	1	2	—	3
Indiana.....	—	3	—	—	1	—	—	79	—	6	21	8	118
Indiana St.....	—	—	—	—	10	—	—	—	—	1	1	1	13
Iowa.....	—	1	1	—	12	—	—	21	—	1	12	70	118
Iowa St.....	—	2	—	—	18	—	—	—	—	7	10	62	99
Jackson St.....	—	—	—	—	—	—	—	—	—	1	—	—	1
Johns Hopkins ++.....	—	—	—	—	—	—	—	—	—	—	2	—	2
Kansas.....	—	5	—	—	—	—	—	—	—	17	31	—	53
Kansas St.....	—	—	—	—	—	—	—	—	—	10	8	1	19
Kent St.....	—	—	—	—	6	—	—	—	—	4	3	—	13
Kentucky.....	—	—	—	—	—	1	—	—	—	6	1	—	8
Kentucky St. +.....	—	—	—	—	—	—	—	—	—	—	1	—	1
Kenyon ++.....	—	—	—	—	—	—	—	—	1	—	—	—	1
La Salle.....	—	—	—	—	—	—	—	4	—	—	1	—	5
Lamar.....	—	—	—	—	—	—	—	—	—	—	1	—	1
Lawrence ++.....	—	—	1	—	—	—	—	—	—	—	—	—	1
Lehigh.....	—	—	—	—	—	—	—	—	1	—	—	25	26
Lock Haven +.....	—	—	—	—	—	—	—	—	—	—	—	9	9
Long Beach St.....	—	—	—	—	1	—	—	9	—	3	3	—	16
La-Lafayette.....	2	—	—	—	—	—	—	—	—	2	2	—	6
La-Monroe.....	—	—	—	—	—	—	—	—	—	3	4	—	7
LSU.....	11	—	—	2	2	—	—	2	1	10	33	—	61
Louisiana Tech.....	—	—	—	—	—	—	—	—	—	—	1	—	1
Loyola Marymount.....	—	—	—	—	—	—	—	—	—	—	1	—	1
Loyola (Ill.).....	—	1	—	—	—	—	—	—	—	—	—	—	1
Loyola (La.) +++.....	3	—	—	—	—	—	—	—	—	—	—	—	3
Maine.....	—	—	—	—	—	—	1	—	—	—	—	—	1
Manhattan.....	—	—	—	—	—	—	—	—	—	7	3	—	10
Marquette.....	—	—	—	—	—	—	—	—	—	—	13	—	13
Maryland.....	5	—	—	—	—	—	—	—	—	5	3	2	15
MIT++.....	—	—	1	—	—	—	—	—	—	—	—	—	1
McNeese St.....	—	—	—	—	—	—	—	—	—	1	—	—	1
Memphis.....	—	—	—	1	—	—	—	—	—	—	2	—	4
Miami (Fla.).....	3	—	—	—	—	—	—	26	6	1	1	—	37
Miami (Ohio).....	—	—	—	—	—	—	—	1	—	4	2	—	7
Michigan.....	—	—	—	3	25	—	—	148	2	7	32	18	235
Michigan St.....	16	1	—	—	18	—	—	22	—	5	11	24	97
Middle Tenn.....	—	—	—	—	—	—	—	—	—	3	1	—	4

	Boxing	Cross Country	Fencing	Golf	Gymnastics	Rifle	Skiing	Swimming	Tennis	Indoor Track	Outdoor Track	Wrestling	Totals
Middlebury++							9						9
Minnesota	3			2	15			16		3	9	15	63
Mississippi	1								1	3	4		9
Mississippi Col. ++										1	2		3
Mississippi St.	1								1	3	5		10
Mississippi Val.										2			2
Missouri										3	14		17
Montana							1			1	4		6
Montana St.							2				2		4
Montclair St. ++												1	1
Morgan St.										2	10		12
Mt. St. Mary's											2		2
Murray St.						6				1			7
Navy			10		9	1		8	1	3	4	3	39
Nebraska					42	1		1		12	14	7	77
Nevada	2				1	5				1	5		14
UNLV				1					2				3
New Hampshire	1						6				1		8
TCNJ ++												1	1
New Mexico					17		7			3	6		33
New York U. ++			29								12		41
North Carolina		1	1	2				4		6	4	5	23
N.C. A&T	1												1
N.C. Central +											5		5
North Carolina St.								6			2	4	12
North Dakota +	1												1
Northeastern											1		1
Northern Colo. +												2	2
Northern Ill.					5							1	6
Northern Iowa										1	1	21	23
Northern Mich. +							3						3
Northwest Mo. St. +											1		1
Northwestern			1	1				26			12	6	46
Northwestern St.										1	1		2
Norwich ++						1	1						2
Notre Dame		2	14							2	15		33
Oberlin ++											1		1
Occidental ++									1		6		7
Ohio		1								1	4	4	10
Ohio St.			3	5	22			117		2	43	10	202
Ohio Wesleyan ++		1									1		2
Oklahoma				2	15			2		12	11	64	106
Okla. Baptist +++											1		1
Oklahoma St.				7						6	10	124	147
Oregon		4			2			1			48	1	56
Oregon St.		1								2	17	12	32
Pacific (Cal.)											1		1
Pacific Lutheran ++											2		2
Pennsylvania			14						6		5	3	28
Penn St.	7		15		46					2	18	20	108
Pepperdine									3				3
Phila. Osteo.									1				1
Pittsburg St. +											1		1
Pittsburgh					2					6	12	15	35
Pitt.-Johnstown +												3	3
Portland St.												2	2
Prairie View										2			2
Princeton			7	7				22	10	3	2	1	52
Providence		1								4			5
Purdue				2				1		1	4	4	12
Redlands ++											2		2
Rhode Island		2								1	4		7
Rice									4	4	19		27
Richmond										2			2
Rowan ++											1		1
Rutgers			5					13		2	1		21
Sacramento St.	3												3
St. John's (N.Y.)			10								2		12
San Diego St.											8		8
San Francisco			1						1				2
San Jose St.	17		1	2					1	3	24		48
Seton Hall										4	1		5
Slippery Rock +												1	1
South Ala.		1								2			3
South Carolina										8	8		16
South Fla.						2					2		4
Southeast Mo. St.										1			1

	Boxing	Cross Country	Fencing	Golf	Gymnastics	Rifle	Skiing	Swimming	Tennis	Indoor Track	Outdoor Track	Wrestling	Totals
Southern California.....	—	1	—	3	24	—	—	108	33	13	108	—	290
Southern Conn. St. +	—	—	—	—	2	—	—	—	—	—	—	—	2
Southern Ill.	—	—	—	—	15	—	—	—	—	3	7	2	27
Southern Methodist.....	—	—	—	—	—	—	—	28	—	20	26	—	74
Southern U.	—	—	—	—	—	—	—	—	—	3	3	—	6
Southwest Tex. St.	—	—	—	—	—	—	—	—	—	—	2	—	2
Southwestern Okla. +	—	—	—	—	—	—	—	—	—	—	—	2	2
Springfield ++	—	—	—	—	2	—	—	—	—	—	—	—	2
Stanford.....	—	—	11	2	18	—	—	130	26	5	41	—	233
Syracuse.....	8	—	—	—	6	—	—	—	—	—	—	7	21
Temple	1	—	1	—	13	—	—	—	—	—	—	2	17
Tennessee.....	—	—	—	—	—	—	—	41	2	20	32	1	96
Tenn.-Martin.....	—	—	—	—	—	1	—	—	—	—	—	—	1
Tennessee St.	—	—	—	—	—	—	—	—	—	—	1	—	1
Tennessee Tech.....	—	—	—	—	—	5	—	—	—	—	—	—	5
Texas.....	—	1	—	6	—	—	—	82	9	5	32	—	135
Texas-Arlington.....	—	—	—	—	—	—	—	3	—	1	1	—	5
UTEP.....	—	3	—	—	—	1	—	—	—	38	42	—	84
Texas A&M.....	—	—	—	—	—	—	—	—	—	11	18	—	29
TCU.....	—	—	—	—	—	—	—	—	1	2	11	—	14
Texas Southern.....	—	—	—	—	—	—	—	—	—	—	1	—	1
Toledo.....	—	—	—	—	—	—	—	—	—	1	—	2	3
Trinity (Conn.) ++	—	—	—	—	—	—	—	—	1	—	—	—	1
Trinity (Tex.) ++	—	—	—	—	—	—	—	—	3	—	—	—	3
Truman +	—	—	—	—	—	—	—	—	—	2	1	—	3
Tufts ++	—	—	—	—	—	—	—	—	—	—	1	—	1
Tulane.....	1	—	—	3	—	—	—	—	10	—	—	—	14
Tuskegee +	—	—	—	—	—	—	—	—	—	—	2	—	2
UCLA.....	—	1	—	—	28	—	—	41	20	8	61	1	160
Utah.....	—	—	—	—	—	—	55	1	1	—	3	—	60
Utah St.	—	—	—	1	—	—	—	—	—	2	3	—	6
Vermont.....	—	—	—	—	—	—	49	—	—	—	—	—	49
Villanova.....	—	1	—	—	—	—	—	1	—	36	33	—	71
Virginia.....	6	—	—	1	—	—	—	3	—	1	2	—	13
Virginia Union +	—	—	—	—	—	—	—	—	—	—	1	—	1
Wake Forest.....	—	—	—	3	—	—	—	—	—	—	2	—	5
Washington.....	—	—	—	—	6	—	2	12	2	5	19	2	48
Washington St.	14	7	—	—	—	—	1	—	—	20	35	—	77
Wayne St. (Mich.) +	—	—	21	—	—	—	—	3	—	—	3	—	27
Waynesburg ++.....	—	—	—	—	—	—	—	—	—	—	—	3	3
Weber St.	—	—	—	—	—	—	—	—	—	1	2	—	3
Wesleyan (Conn.) ++	—	—	—	—	—	—	—	1	—	—	—	—	1
West Chester +	—	—	—	—	—	—	—	—	—	—	1	—	1
West Virginia.....	3	—	—	—	—	16	—	—	—	1	—	3	23
Western Ill.	—	—	—	—	1	—	—	—	—	—	—	1	2
Western Ky.	—	2	—	—	—	—	—	—	—	2	2	—	6
Western Md. ++	1	—	—	—	—	—	—	—	—	—	—	—	1
Western Mich.	—	—	—	—	—	—	—	—	—	—	2	1	3
Western St. +	—	—	—	—	—	—	8	—	—	—	—	—	8
Wheaton (Ill.) ++.....	—	—	—	—	—	—	—	—	—	—	1	—	1
Wichita St.	—	—	—	—	—	—	—	—	—	1	2	—	3
William & Mary.....	—	—	—	—	1	—	—	—	2	2	—	—	5
Williams ++	—	—	—	—	—	—	—	3	—	—	—	—	3
Winston-Salem +	—	—	—	—	—	—	—	—	—	—	1	—	1
Wisconsin.....	38	2	—	—	1	—	—	2	—	9	16	17	85
Wyoming.....	—	—	—	—	—	—	19	—	—	2	—	1	22
Xavier.....	—	—	—	—	—	1	—	—	—	—	—	—	1
Yale.....	—	—	3	13	2	—	—	60	20	—	5	2	105

Summary

DIVISION II



2002-03 Championships

Highlights

Abilene Christian was the only school to win two sports, taking both indoor and outdoor track and field. Those victories moved the Wildcats into a first-place tie with Cal State Bakersfield in team titles with 24 apiece. Four schools won team titles for the first time in any sport – Francis Marion (golf), Grand Valley State (football), Sonoma State (soccer) and Northeastern State (basketball).

Individually, Southern Connecticut State led the way with seven wins in swimming, followed by three schools with five each. Abilene Christian claimed three outdoor track and field titles, one cross country title and, one indoor track title to cut Cal State Bakersfield's lead in that category from 10 to nine and maintain its second-place standing. The other schools to win five individual crowns were Drury (all in swimming) and Western State, which won two championships in indoor track and field, and three in outdoor track and field. Pfeiffer and Western Oregon claimed their first individual titles in any sport, Pfeiffer's coming in golf and Western Oregon's in outdoor track and field. California State Bakersfield won its first indoor track championship as did Minnesota State Moorhead.



Photo by Scott Rovak/NCAA Photos

Bernard Manirakiza of Abilene Christian (24) claims the 1500-meter run at the 2003 Division II Outdoor Championships. He also won the 800-meter run.

Championships History

Top Winners

School	Team Titles
1. Cal St. Bakersfield.....	24
Abilene Christian.....	24
3. Cal Poly +	20
Fla. Southern.....	20
5. Cal St. Northridge +.....	18

School	Individual Titles
1. Cal St. Bakersfield.....	144
2. Abilene Christian.....	135
3. St. Augustine's	114
4. Oakland +.....	109
5. Cal St. Northridge +.....	102

+ Now a Division I school.

Most Titles (One Sport)

School, Sport	Team Titles
1. Abilene Christian, Outdoor Track and Field.....	13
2. Cal St. Bakersfield, Swimming and Diving.....	12
3. Fla. Southern, Golf	11
4. Abilene Christian, Indoor Track and Field.....	10
5. Cal St. Northridge, Swimming and Diving +.....	9
St. Augustine's, Outdoor Track and Field.....	9

School, Sport	Individual Titles
1. Oakland, Swimming and Diving +.....	109
2. Cal St. Bakersfield, Swimming and Diving.....	102
3. Abilene Christian, Outdoor Track and Field.....	88
4. St. Augustine's, Outdoor Track and Field.....	69
5. Cal St. Northridge, Swimming and Diving +.....	67

+ Now a Division I school.

Team Championships

(Note: Each school involved in a tie is credited with one championship. The gymnastics championships began in 1968 and were discontinued after the 1984 championships. Lacrosse was discontinued from 1982-92 before becoming reinstated. Ice Hockey was discontinued in 2000.)

+Division I school. ++Division III school. +++ NAIA school.

	Baseball	Basketball	Cross Country	Football	Golf	Gymnastics	Ice Hockey	Lacrosse	Soccer	Swimming	Tennis	Indoor Track	Outdoor Track	Wrestling	Totals
Abilene Christian	—	—	—	—	1	—	—	—	—	—	—	10	13	—	24
Adams St.	—	—	4	—	—	—	—	—	—	—	—	—	—	—	4
Adelphi.....	—	—	—	—	—	—	—	7	1	—	—	—	—	—	8
Alabama A&M +	—	—	—	—	—	—	—	—	2	—	—	—	—	—	2
Ala.-Huntsville.....	—	—	—	—	—	—	2	—	—	—	—	—	—	—	2
Baltimore +++	—	—	—	—	—	—	—	—	1	—	—	—	—	—	1
Bemidji St.	—	—	—	—	—	—	5	—	—	—	—	—	—	—	5
BYU-Hawaii.....	—	—	—	—	—	—	—	—	—	—	2	—	—	—	2
Bucknell +	—	—	—	—	—	—	—	—	1	—	—	—	—	—	1
C.W. Post	—	—	—	—	—	—	—	1	—	—	—	—	—	—	1
UC Davis	—	1	—	—	1	—	—	—	—	—	1	—	—	—	3
UC Irvine +	2	—	2	—	1	—	—	—	—	3	6	—	1	—	15
UC Riverside +	2	—	—	—	—	—	—	—	—	—	—	—	—	—	2
UC Santa Barb. +	—	—	—	—	—	—	—	—	—	1	—	—	—	—	1
Cal Poly +.....	1	—	2	1	—	—	—	—	—	—	2	—	6	8	20
Cal Poly Pomona.....	3	—	1	—	—	—	—	—	—	—	—	—	—	—	4
Cal St. Bakersfield	—	3	—	—	—	—	—	—	1	12	—	—	—	8	24
Cal St. Chico	2	—	—	—	1	—	—	—	—	3	—	—	—	—	6
Cal St. Dom. Hills.....	—	—	—	—	—	—	—	—	1	—	—	—	—	—	1
Cal St. Fullerton +	—	—	1	—	—	3	—	—	—	—	—	—	—	—	4
Cal St. Hayward ++	—	—	—	—	—	—	—	—	—	—	—	—	1	—	1
Cal St. Los Angeles.....	—	—	—	—	—	—	—	—	—	—	3	—	1	—	4
Cal St. Northridge +	2	—	—	—	3	2	—	—	—	9	1	—	1	—	18
Central Mich. +	—	—	—	1	—	—	—	—	—	—	—	—	—	—	1
Central Mo. St.	2	1	—	—	—	—	—	—	—	—	—	—	—	—	3
Central Okla.	—	—	—	—	—	—	—	—	—	—	—	—	—	6	6
Central St. (Ohio) +++	—	—	2	—	—	—	—	—	—	—	—	—	—	—	2
Chapman ++	1	—	—	—	—	—	—	—	—	—	3	—	—	—	4
Chattanooga +	—	1	—	—	—	—	—	—	—	—	—	—	—	—	1
Cheyney	—	1	—	—	—	—	—	—	—	—	—	—	—	—	1
Columbus St.	1	—	—	—	6	—	—	—	—	—	—	—	—	—	7
Cortland St. ++	—	—	—	—	—	—	1	—	—	—	—	—	—	—	1
Delaware +	—	—	—	1	—	—	—	—	—	—	—	—	—	—	1
Delta St.	—	—	—	1	—	—	—	—	—	—	—	—	—	—	1
Dist. Columbia.....	—	1	—	—	—	—	—	—	—	—	—	—	—	—	1
Drury	—	—	—	—	—	—	—	—	—	2	—	—	—	—	2
East Stroudsburg.....	—	—	—	—	—	2	—	—	—	—	—	—	—	—	2
Eastern Ill. +	—	—	3	1	—	—	—	—	—	—	—	—	1	—	5
Eastern Mich. +	—	—	1	—	—	—	—	—	—	1	—	—	1	—	3
Eastern Wash. +	—	—	1	—	—	—	—	—	—	—	—	—	—	—	1
Edinboro.....	—	—	4	—	—	—	—	—	—	—	—	—	—	—	4
Emporia St.	—	—	1	—	—	—	—	—	—	—	—	—	—	—	1
Evansville +	—	5	—	—	—	—	—	—	—	—	—	—	—	—	5
Fla. Southern.....	8	1	—	—	11	—	—	—	—	—	—	—	—	—	20
Florida Int'l +	—	—	—	—	—	—	—	—	2	—	—	—	—	—	2
Florida Tech	—	—	—	—	—	—	—	—	2	—	—	—	—	—	2
Fort Hays St.	1	—	—	—	—	—	—	—	—	—	—	—	—	—	1
Francis Marion.....	—	—	—	—	1	—	—	—	—	—	—	—	—	—	1
Fresno St. +	—	—	—	—	—	—	—	—	—	—	1	—	1	—	2
Grand Canyon.....	—	—	—	—	—	—	—	—	1	—	—	—	—	—	1
Grand Valley St.	—	—	—	1	—	—	—	—	—	—	—	—	—	—	1
Hampton +	—	—	—	—	—	—	—	—	—	—	2	—	—	—	2
Hobart ++	—	—	—	—	—	—	—	2	—	—	—	—	—	—	2
Humboldt St.	—	—	1	—	—	—	—	—	—	—	—	—	—	—	1
Ill.-Chicago +	—	—	—	—	—	2	—	—	—	—	—	—	—	—	2
Illinois St. +	1	—	—	—	—	—	—	—	—	—	—	—	—	—	1
Jacksonville St. +	2	1	—	1	—	—	—	—	—	—	—	—	—	—	4
Kennesaw St.	1	—	—	—	—	—	—	—	—	—	—	—	—	—	1
Kentucky St.	—	—	1	—	—	—	—	—	—	—	—	—	1	—	2
Ky. Wesleyan.....	—	8	—	—	—	—	—	—	—	—	—	—	—	—	8
Lamar +	—	—	—	—	2	—	—	—	—	—	—	—	—	—	2
Lander	—	—	—	—	—	—	—	—	—	—	8	—	—	—	8
Lehigh +	—	—	—	1	—	—	—	—	—	—	—	—	—	—	1
Limestone.....	—	—	—	—	—	—	—	2	—	—	—	—	—	—	2
Lock Haven.....	—	—	—	—	—	—	—	—	1	—	—	—	—	—	1
Long Beach St. +	—	—	—	—	—	—	—	—	—	1	1	—	1	—	3
Louisiana Tech +	—	—	—	1	—	—	—	—	—	—	—	—	—	—	1
Loyola (Md.) +	—	—	—	—	—	—	—	—	1	—	—	—	—	—	1
Mass.-Lowell.....	—	1	1	—	—	—	3	—	—	—	—	—	—	—	5
UMBC +	—	—	—	—	—	—	—	2	—	—	—	—	—	—	2

	Baseball	Basketball	Cross Country	Football	Golf	Gymnastics	Ice Hockey	Lacrosse	Soccer	Swimming	Tennis	Indoor Track	Outdoor Track	Wrestling	Totals
Md.-East. Shore +	—	—	—	—	—	—	—	—	—	—	—	—	1	—	1
Merrimack	—	—	—	—	—	—	1	—	—	—	—	—	—	—	2
Metro St.	—	2	—	—	—	—	—	—	—	—	—	—	—	—	2
Middle Tenn. +	—	—	—	—	1	—	—	—	—	—	—	—	—	—	1
Millersville	—	—	1	—	—	—	—	—	—	—	—	—	—	—	1
Minn. St. Mankato	—	—	1	—	—	—	1	—	—	—	—	—	—	1	3
Mississippi Col. ++	—	—	—	1	—	—	—	—	—	—	—	—	—	—	1
Mo.-St. Louis	—	—	—	—	—	—	—	—	1	—	—	—	—	—	1
Montana St. +	—	—	—	1	—	—	—	—	—	—	—	—	—	—	1
Morgan St. +	—	1	—	—	—	—	—	—	—	—	—	—	—	—	1
Mt. St. Mary's +	—	1	—	—	—	—	—	—	—	—	—	—	—	—	1
Neb.-Omaha	—	—	—	—	—	—	—	—	—	—	—	—	—	1	1
New Orleans +	—	—	—	—	2	—	—	—	—	—	—	—	—	—	2
NYIT	—	—	—	—	—	—	—	2	—	—	—	—	—	—	2
Norfolk St. +	—	—	—	—	—	—	—	—	—	—	—	—	2	—	2
North Ala.	—	2	—	3	—	—	—	—	—	—	—	—	—	—	5
N.C. Central	—	1	—	—	—	—	—	—	—	—	—	—	—	—	1
North Dakota	—	—	—	1	—	—	—	—	—	—	—	—	—	—	1
North Dakota St.	—	—	1	5	—	—	—	—	—	—	—	—	—	4	10
Northeastern St.	—	1	—	—	—	—	—	—	—	—	—	—	—	—	1
Northern Colo.	—	—	—	2	—	—	—	—	—	—	—	—	—	—	2
Northern Ill. +	—	—	1	—	—	—	—	—	—	—	—	—	—	—	1
Northern Iowa +	—	—	—	—	—	—	—	—	—	—	—	—	2	—	2
Northern Mich.	—	—	—	1	—	—	—	—	—	—	—	—	—	—	1
Northwest Mo. St.	—	—	—	2	—	—	—	—	—	—	—	—	—	—	2
Northwestern St. +	—	—	—	—	—	1	—	—	—	—	—	—	—	—	1
Oakland +	—	—	—	—	—	—	—	—	—	5	—	—	—	—	5
Old Dominion +	—	1	—	—	—	—	—	—	—	—	—	—	—	—	1
Philadelphia U.	—	1	—	—	—	—	—	—	—	—	—	—	—	—	1
Pittsburg St.	—	—	—	1	—	—	—	—	—	—	—	—	—	—	1
Pitt.-Johnstown	—	—	—	—	—	—	—	—	—	—	—	—	—	2	2
Portland St. +	—	—	—	—	—	—	—	—	—	—	—	—	—	3	3
Puget Sound ++	—	1	—	—	—	—	—	—	—	—	—	—	—	—	1
Roanoke ++	—	1	—	—	—	—	—	1	—	—	—	—	—	—	2
Rochester Inst. ++	—	—	—	—	—	—	1	—	—	—	—	—	—	—	1
Rollins	—	—	—	—	2	—	—	—	—	—	4	—	—	—	6
Sacred Heart +	—	1	—	—	—	—	—	—	—	—	—	—	—	—	1
St. Augustine's	—	—	—	—	—	—	—	—	—	—	—	8	9	—	17
St. Mary's (Tex.)	1	—	—	—	—	—	—	—	—	—	—	—	—	—	1
St. Michael's	—	—	—	—	—	—	1	—	—	—	—	—	—	—	1
San Diego +	—	—	—	—	—	—	—	—	—	—	2	—	—	—	2
San Diego St. +	—	—	3	—	—	—	—	—	—	2	—	—	2	—	7
San Fran. St.	—	—	—	—	—	—	—	—	—	—	—	—	—	1	1
Seattle Pacific	—	—	—	—	—	—	—	—	5	—	—	—	—	—	5
Sonoma St.	—	—	—	—	—	—	—	—	1	—	—	—	—	—	1
SIU Edwardsville	—	—	—	—	—	—	—	—	1	—	7	—	—	3	11
South Dakota	—	1	1	—	—	—	—	—	—	—	—	—	—	—	2
South Dakota St.	—	1	5	—	—	—	—	—	—	—	—	—	—	—	6
Southeast Mo. St. +	—	—	1	—	—	—	—	—	—	—	—	1	—	—	2
Southeastern Okla.	1	—	—	—	—	—	—	—	—	—	—	—	—	—	1
Southern Conn. St.	—	—	—	—	—	3	—	—	6	—	—	—	—	—	9
Southern Ill. +	—	—	1	—	1	—	—	—	—	—	1	—	—	—	3
Southern Ind.	—	1	—	—	—	—	—	—	—	—	—	—	—	—	1
Southern N.H.	—	—	—	—	—	—	—	—	1	—	—	—	—	—	1
Southwest Mo. St. +	—	—	1	—	1	—	—	—	—	—	—	—	—	—	2
Southwest Tex. St. +	—	—	—	2	1	—	—	—	—	—	—	—	—	—	3
Springfield ++	—	—	—	—	—	1	—	1	—	—	—	—	—	—	2
Tampa	3	—	—	—	2	—	—	—	3	—	—	—	—	—	8
Troy St. +	2	—	—	2	3	—	—	—	—	—	—	—	—	—	7
Valdosta St.	1	—	—	—	—	—	—	—	—	—	—	—	—	—	1
Virginia Union	—	2	—	—	—	—	—	—	—	—	—	—	—	—	2
West Fla.	—	—	—	—	1	—	—	—	—	—	—	—	—	—	1
Western St.	—	—	5	—	—	—	—	—	—	—	—	—	—	2	7
Wheaton (Ill.) ++	—	1	—	—	—	—	—	—	—	—	—	—	—	—	1
Winston-Salem	—	1	—	—	—	—	—	—	—	—	—	—	—	—	1
Wis.-Oshkosh ++	—	—	—	—	—	3	—	—	—	—	—	—	—	—	3
Wittenberg ++	—	1	—	—	—	—	—	—	—	—	—	—	—	—	1
Wright St. +	—	1	—	—	—	—	—	—	—	—	—	—	—	—	1

Individual Championships

(Note: Each school is credited with one championship for each competitor involved in a tie; the individual championship that has been discontinued is gymnastics [1968-84].)

+Division I school. ++Division III school. +++ NAIA school.

	Cross Country	Golf	Gymnastics	Swimming	Tennis	Indoor Track	Outdoor Track	Wrestling	Totals
Abilene Christian.....	2	1	—	—	—	44	88	—	135
Adams St.....	2	—	—	—	—	4	9	2	17
Adelphi.....	—	—	—	—	—	—	13	—	13
Alabama A&M +.....	—	—	—	—	—	—	1	—	1
Albany (N.Y.) +.....	—	—	—	—	—	—	—	2	2
Albany St. (Ga.).....	—	—	—	—	—	—	2	—	2
Albright ++.....	—	—	—	—	—	—	1	—	1
American +.....	—	—	—	1	—	—	4	—	5
Amherst ++.....	—	—	—	5	—	—	—	—	5
Angelo St.....	—	—	—	—	—	2	24	—	26
Aquinas +++.....	—	1	—	—	—	—	—	—	1
Ark. Little Rock +.....	—	1	—	—	—	—	—	—	1
Armstrong Atlantic.....	—	—	—	—	2	—	—	—	2
Ashland.....	—	1	—	7	—	8	13	3	32
Augustana (Ill.) ++.....	—	—	—	—	—	—	—	1	1
Augustana (S.D.).....	—	—	—	—	—	4	1	8	13
Ball St. +.....	—	—	—	—	—	—	1	—	1
Bates ++.....	—	—	—	—	—	—	2	—	2
Binghamton +.....	—	—	—	—	—	1	—	—	1
Bloomsburg.....	—	—	—	—	1	—	—	3	4
Bowdoin ++.....	—	—	—	—	—	—	3	—	3
Brockport St. ++.....	—	—	—	—	—	—	—	2	2
Bucknell +.....	—	—	—	9	—	—	—	—	9
C.W. Post.....	1	—	—	—	—	3	7	—	11
UC Davis.....	—	—	—	31	4	1	11	—	47
UC Irvine +.....	2	1	—	43	7	—	8	—	61
UC Riverside +.....	—	2	—	1	—	1	7	—	11
UC Santa Barb. +.....	—	—	—	7	1	—	4	—	12
Cal Poly +.....	2	—	—	7	1	1	47	18	76
Cal Poly Pomona.....	—	—	—	—	1	—	8	—	9
Cal St. Bakersfield.....	—	—	—	102	—	1	11	30	144
Cal St. Chico.....	—	—	4	33	—	—	4	—	41
Cal St. Fullerton +.....	1	2	3	2	—	—	5	—	13
Cal St. Hayward ++.....	—	—	—	1	—	—	15	—	16
Cal St. Los Angeles.....	—	—	—	3	5	5	18	—	31
Cal St. Northridge +.....	—	3	13	67	2	—	17	—	102
Cal St. San B'dino.....	—	1	—	—	—	—	—	—	1
Cal St. Stanislaus.....	—	—	—	—	—	—	3	—	3
Calif. (Pa.).....	1	—	—	—	—	—	2	2	5
Carson-Newman.....	—	—	—	—	—	—	—	1	1
Case Reserve ++.....	—	—	—	—	—	—	1	—	1
Catholic ++.....	—	—	—	4	—	—	2	—	6
Central Conn. St. +.....	—	1	—	—	—	—	6	—	7
Central Mo. St.....	1	—	—	—	—	7	13	4	25
Central Okla.....	—	1	—	—	—	1	—	32	34
Central St. (Ohio) +++.....	1	—	—	—	—	—	2	—	3
Chadron St.....	—	—	—	—	—	1	—	—	1
Chapman ++.....	—	—	—	—	2	—	2	—	4
Chattanooga +.....	—	—	—	—	1	—	—	6	7
Chicago St. +.....	—	—	—	2	—	—	—	—	2
Clarion.....	—	—	—	26	—	—	—	3	29
Cleveland St. +.....	—	—	—	—	—	—	1	—	1
Coast Guard ++.....	—	—	—	—	—	—	1	—	1
Colorado Mines.....	—	—	—	2	—	—	1	7	10
Colorado St. Pueblo.....	—	—	—	—	—	—	2	3	5
Columbus St.....	—	5	—	—	—	—	—	—	5
Concordia-M'head ++.....	—	—	—	—	—	—	1	—	1
Cornell College ++.....	—	—	—	—	—	—	—	1	1
Cortland St. ++.....	1	—	4	—	—	—	2	—	7
Delta St.....	—	—	—	1	—	—	—	—	1
Denver +.....	—	—	—	2	—	—	—	—	2
Drury.....	—	—	—	55	—	—	—	—	55
East Caro. +.....	—	—	—	4	—	—	—	—	4
East Stroudsburg.....	—	—	7	—	—	—	3	2	12
East Tenn. St. +.....	—	1	—	—	—	—	2	—	3
Eastern Ill. +.....	—	—	2	10	—	—	9	7	28
Eastern Ky. +.....	—	—	—	—	—	—	3	—	3
Eastern Mich. +.....	—	—	—	4	—	—	8	—	12
Eastern Wash. +.....	—	—	—	—	—	—	2	—	2
Edinboro.....	3	—	—	—	—	1	3	5	12
Emporia St.....	3	—	—	—	—	—	1	—	4
Evansville +.....	—	—	—	2	—	—	—	—	2
Fayetteville St.....	—	—	—	—	—	—	1	—	1

	Cross Country	Golf	Gymnastics	Swimming	Tennis	Indoor Track	Outdoor Track	Wrestling	Totals
Ferris St.	—	—	—	—	1	1	2	—	4
Findlay	—	—	—	—	—	—	—	2	2
Fisk ++	—	—	—	—	—	—	1	—	1
Fla. Atlantic +	—	—	—	1	—	—	—	—	1
Fla. Southern.....	—	6	—	—	—	—	—	—	6
Florida A&M +.....	—	—	—	—	—	—	1	—	1
Fort Hays St.	—	—	—	—	—	2	2	—	4
Frank. & Marsh. ++.....	—	—	—	—	—	—	—	4	4
Fresno St. +	—	—	—	—	1	—	6	3	10
Gannon.....	—	—	—	—	—	—	—	1	1
Gardner-Webb	—	—	—	—	—	—	1	—	1
Gettysburg.....	—	—	—	—	—	—	—	2	2
Grand Valley St.	—	—	—	—	—	1	—	3	4
Hamilton ++	—	—	—	3	—	—	—	—	3
Hampton +	—	—	—	—	2	2	5	—	9
Haverford ++.....	—	—	—	—	—	—	1	—	1
Howard +.....	—	—	—	—	—	—	1	—	1
Humboldt St.	1	—	—	1	—	—	8	2	12
Ill.-Chicago +	—	—	13	3	—	—	2	—	18
Illinois St. +	—	—	—	—	—	—	—	2	2
Indiana (Pa.)	—	—	—	1	—	—	7	—	8
Indiana St. +.....	—	—	1	1	—	—	1	—	3
Indianapolis.....	—	—	—	7	—	1	9	—	17
Jacksonville St. +	—	—	1	—	—	—	—	1	2
Johns Hopkins ++.....	—	—	—	10	—	—	—	—	10
Johnson Smith	—	—	—	—	—	—	2	—	2
Keene St. ++.....	1	—	—	—	—	—	—	—	1
Kentucky St.	—	—	—	—	—	—	8	—	8
Kenyon ++	—	—	—	8	—	—	—	—	8
Kutztown	—	—	—	—	—	1	—	—	1
La Salle +	—	—	—	1	—	—	—	—	1
Lake Superior St.	—	—	—	—	—	—	—	3	3
Lamar +	—	1	—	—	1	—	1	—	3
Lander	—	—	—	—	1	—	—	—	1
Lewis.....	2	—	—	—	—	6	8	—	16
Liberty +	—	—	—	—	—	—	—	1	1
Lincoln (Mo.).....	—	—	—	—	—	5	6	—	11
Lock Haven.....	—	—	—	—	—	—	2	—	2
Long Beach St. +	—	—	1	18	2	—	8	—	29
La. Lafayette +	—	—	—	—	—	—	2	—	2
Loras ++	2	—	—	—	—	—	—	—	2
Loyola (Ill.) +	—	—	—	—	—	—	2	—	2
Luther ++	1	—	—	—	—	—	2	—	3
Lycoming ++	—	—	—	—	—	—	—	2	2
MacMurray ++	—	—	—	—	—	—	—	1	1
Maritime (N.Y.) ++.....	—	—	—	—	—	—	—	1	1
Mass.-Boston ++.....	—	—	—	—	—	—	1	—	1
Mass.-Lowell	—	—	1	1	—	—	1	—	3
McDaniel.....	—	—	—	—	—	—	1	—	1
Md.-East. Shore +.....	—	—	—	—	—	—	6	—	6
Metro St.	—	—	—	3	—	—	—	—	3
Middle Tenn. +	—	2	—	—	—	—	—	—	2
Millersville.....	—	—	—	—	—	—	1	—	1
Minn. Duluth	—	—	—	—	—	1	1	—	2
Minn. St. Mankato	—	—	—	—	—	3	3	18	24
Minn. St. Moorhead	—	—	—	—	—	1	—	1	2
Mississippi Col. ++.....	—	—	—	—	—	—	6	—	6
Mo.-Rolla	—	—	—	3	—	—	—	—	3
Mo. Southern St.	—	—	—	—	—	2	—	—	2
Monmouth +	—	—	—	2	—	—	1	—	3
Montana +	—	—	—	—	—	—	—	1	1
Montclair St. ++.....	—	—	—	—	—	—	1	—	1
Morehouse	—	—	—	—	—	4	7	—	11
Morgan St. +	—	—	—	—	—	—	7	4	11
Morningside	—	—	—	—	—	1	3	—	4
Mt. St. Mary's +	1	—	—	—	—	5	18	—	24
Neb.-Kearney	—	—	—	—	—	—	1	2	3
Neb.-Omaha	—	—	—	—	—	—	—	18	18
Nevada +	—	—	—	—	—	—	2	—	2
New Orleans +	—	1	—	—	—	—	—	—	1
NYIT	—	—	—	—	—	12	12	—	24
Norfolk St. +.....	—	—	—	—	—	1	13	—	14
UNC Pembroke.....	1	—	—	—	—	—	3	—	4
N.C. Central.....	—	—	—	—	—	3	14	—	17
North Dakota.....	1	—	—	5	—	3	5	3	17
North Dakota St.	5	—	—	—	—	3	7	30	45
Northern Colo.....	—	—	2	2	—	1	8	7	20
Northern Ill. +	—	—	—	—	—	—	1	1	2

	Cross Country	Golf	Gymnastics	Swimming	Tennis	Indoor Track	Outdoor Track	Wrestling	Totals
Western Ill. +	—	—	—	—	—	—	6	2	8
Western Ore.....	—	—	—	—	—	—	1	—	1
Western St.....	2	—	—	1	—	6	11	9	29
Westmont +++.....	—	—	—	—	—	—	2	—	2
Wheaton (Ill.) ++.....	—	—	1	2	—	—	—	1	4
Wheeling Jesuit.....	—	—	—	1	—	1	2	—	4
Widener ++.....	—	—	—	—	—	—	1	—	1
Wilkes ++	—	—	—	—	—	—	—	4	4
Winston-Salem.....	—	—	—	—	—	—	—	1	1
Wis.-Milwaukee +	—	—	—	—	—	—	1	—	1
Wis.-Oshkosh ++	—	—	22	—	—	—	—	—	22
Wis.-Parkside.....	—	—	—	—	—	—	—	2	2
Wis.-Platteville ++.....	—	—	1	—	—	—	—	—	1
Wis.-Stout ++.....	—	—	2	—	—	—	—	—	2
Wittenberg ++.....	—	—	—	—	—	—	1	—	1
Wright St. +.....	—	—	—	3	—	—	—	—	3
Youngstown St. +	—	—	—	1	—	—	—	—	1



Olan Coleman of Tarleton State (far right) won 2003's outdoor track 200-meter dash.

Photo by Scott Rovak/NCAA Photos

Summary

DIVISION III



2002-03 Championships

Highlights

Wisconsin-La Crosse, the only school to win more than one championship, won indoor and outdoor track and field to increase its overall total to 22, trimming Kenyon's overall lead to two. Kenyon won swimming for the 24th time. Wisconsin-La Crosse indoor track has won 10 titles for sole possession of fifth place on the all-time list, passing Methodist golf. Chapman (baseball), Averett (golf) and Emory (tennis) won their first team titles of any kind. Williams won basketball for the first time.

In individual championships, Kenyon led the way with 15 titles, all coming in swimming. That performance increased the Lords' overall total in individual titles to 208. That total is more than four times that of second-place Lincoln (Pennsylvania) outdoor track and field. Averett (golf) and Wittenberg (outdoor track) won their first individual titles in any sport. Dubuque won its first golf individual championship, College of New Jersey won its first outdoor track event, Rose-Hulman took a swimming event for the first time, and Trinity (Tex.) won the individual cross country crown for the first time.



Photo by Marilyn Culler/NCAA Photos

Derek Toshner of Wisconsin-La Crosse crosses the finish line in the indoor 4x400 meter relay.

Championships History

Top Winners

School	Team Titles
1. Kenyon.....	24
2. Wis.-La Crosse.....	22
3. North Central.....	17
4. Cal St. Stanislaus.....	14
5. Hobart.....	13

School	Individual Titles
1. Kenyon.....	208
2. Lincoln (Pa.).....	84
3. Wis.-La Crosse.....	63
4. UC San Diego +.....	50
5. Johns Hopkins.....	45

+ Now a Division II school.

Most Titles (One Sport)

School, Sport	Team Titles
1. Kenyon, Swimming and Diving.....	24
2. Hobart, Lacrosse *.....	13
3. Cal St. Stanislaus, Golf.....	12
North Central, Cross Country.....	12
5. Wis.-La Crosse, Indoor Track and Field.....	10

School, Sport	Individual Titles
1. Kenyon, Swimming and Diving.....	208
2. Lincoln (Pa.), Outdoor Track and Field.....	50
3. Johns Hopkins, Swimming and Diving.....	45
4. UC San Diego, Swimming and Diving +.....	41
5. Lincoln (Pa.), Indoor Track and Field.....	34

* School now competes in Division I in sport.

+ Now a Division II school.

Team Championships

(Note: Each school involved in a tie is credited with one championship.)

+Division I school. ++Division II school. +++ NAIA school.

	Baseball	Basketball	Cross Country	Football	Golf	Ice Hockey	Lacrosse	Soccer	Swimming	Tennis	Indoor Track	Outdoor Track	Wrestling	Totals
Albion	—	—	—	1	—	—	—	—	—	—	—	—	—	1
Allegheny.....	—	—	—	1	1	—	—	—	—	—	—	—	—	2
Ashland ++.....	—	—	1	—	—	—	—	—	—	—	—	1	—	2
Augsburg.....	—	—	—	—	—	—	—	—	—	—	—	—	—	8
Augustana (Ill.).....	—	—	—	4	—	—	—	—	—	—	—	—	—	4
Averett.....	—	—	—	—	1	—	—	—	—	—	—	—	—	1
Babson.....	—	—	—	—	—	1	—	3	—	—	—	—	—	4
Baldwin-Wallace.....	—	—	—	1	—	—	—	—	—	—	—	—	—	1
Bemidji St. ++.....	—	—	—	—	—	1	—	—	—	—	—	—	—	1
Bethany (W.Va.).....	—	—	—	—	—	—	—	1	—	—	—	—	—	1
Brandeis.....	—	—	1	—	—	—	—	1	—	—	—	—	—	2
Brockport St.....	—	—	—	—	—	—	—	1	—	—	—	—	—	6
Buffalo +.....	—	—	—	—	—	—	—	—	—	—	—	—	5	1
UC San Diego ++.....	—	—	—	—	1	—	—	3	—	—	—	—	—	4
UC Santa Cruz.....	—	—	—	—	—	—	—	—	—	4	—	—	—	4
Cal St. Chico ++.....	—	—	—	—	—	—	—	—	1	—	—	—	—	1
Cal St. Stanislaus ++.....	2	—	—	—	12	—	—	—	—	—	—	—	—	14
Calvin.....	—	2	1	—	—	—	—	—	—	—	—	—	—	3
Carleton.....	—	—	1	—	—	—	—	—	—	—	—	—	—	1
Catholic.....	—	1	—	—	—	—	—	—	—	—	—	—	—	1
Central (Iowa).....	—	—	—	1	—	—	—	—	—	—	—	—	—	1
Chapman.....	1	—	—	—	—	—	—	—	—	—	—	—	—	1
Claremont-M.S.....	—	—	—	—	—	—	—	—	—	1	—	—	—	1
Dayton +.....	—	—	—	2	—	—	—	—	—	—	—	—	—	2
Eastern Conn. St.....	4	—	—	—	—	—	—	—	—	—	—	—	—	4
Emory.....	—	—	—	—	—	—	—	—	—	1	—	—	—	1
Frostburg St.....	—	—	—	—	—	—	—	—	—	—	1	2	—	3
Greensboro.....	—	—	—	—	1	—	—	—	—	—	—	—	—	1
Guilford.....	—	—	—	—	1	—	—	—	—	—	—	—	—	1
Gust. Adolphus.....	—	—	—	—	—	—	—	—	—	2	—	—	—	2
Hobart.....	—	—	—	—	—	—	13	—	—	—	—	—	—	13
Ill. Wesleyan.....	—	1	—	—	—	—	—	—	—	—	—	—	—	1
Ithaca.....	2	—	—	3	—	—	—	—	—	—	—	—	3	8
John Carroll.....	—	—	—	—	—	—	—	—	—	—	—	—	1	1
Johns Hopkins.....	—	—	—	—	—	—	—	3	—	—	—	—	—	3
Kalamazoo.....	—	—	—	—	—	—	—	—	—	7	—	—	—	7
Kean.....	—	—	—	—	—	—	—	1	—	—	—	—	—	1
Kenyon.....	—	—	—	—	—	—	—	—	24	—	—	—	—	24
La Verne.....	1	—	—	—	—	—	—	—	—	—	—	—	—	1
Lebanon Valley.....	—	1	—	—	—	—	—	—	—	—	—	—	—	1
LeMoyne-Owen ++.....	—	1	—	—	—	—	—	—	—	—	—	—	—	1
Lincoln (Pa.).....	—	—	—	—	—	—	—	—	—	—	6	6	—	12
Lock Haven ++.....	—	—	—	—	—	—	—	2	—	—	—	—	—	2
Luther.....	—	—	1	—	—	—	—	—	—	—	—	—	—	1
Marietta.....	3	—	—	—	—	—	—	—	—	—	—	—	—	3
Messiah.....	—	—	—	—	—	—	—	2	—	—	—	—	—	2
Methodist.....	—	—	—	—	9	—	—	—	—	—	—	—	—	9
Middlebury.....	—	—	—	—	—	6	3	—	—	—	—	—	—	9
Montclair St.....	3	—	—	—	—	—	—	—	—	—	—	—	2	5
Mount Union.....	—	—	1	7	—	—	—	—	—	—	—	—	—	8
Nazareth.....	—	—	—	—	—	—	3	—	—	—	—	—	—	3
TCNJ.....	—	—	—	—	—	—	—	1	—	—	—	—	5	6
UNC Greensboro +.....	—	—	—	—	—	—	—	5	—	—	—	—	—	5
N.C. Wesleyan.....	2	—	—	—	—	—	—	—	—	—	—	—	—	2
North Central.....	—	—	12	—	—	—	—	—	—	—	1	4	—	17
North Park.....	—	5	—	—	—	—	—	—	—	—	—	—	—	5
Norwich.....	—	—	—	—	—	2	—	—	—	—	—	—	—	2
Occidental.....	—	—	1	—	—	—	—	—	—	—	—	1	—	2
Ohio Northern.....	—	1	—	—	—	—	—	—	—	—	—	—	—	1
Ohio Wesleyan.....	—	1	—	—	—	—	—	1	—	—	—	—	—	1
Otterbein.....	—	1	—	—	—	—	—	—	—	—	—	—	—	1
Pacific Lutheran.....	—	—	—	1	—	—	—	—	—	—	—	—	—	1
Plattsburgh St.....	—	—	—	—	—	2	—	—	—	—	—	—	—	2
Potsdam St.....	—	2	—	—	—	—	—	—	—	—	—	—	—	2
Ramapo.....	1	—	—	—	1	—	—	—	—	—	—	—	—	2
Redlands.....	—	—	—	—	—	—	—	—	—	3	—	—	—	3
Richard Stockton.....	—	—	—	—	—	—	—	1	—	—	—	—	—	1
Rochester.....	—	1	1	—	—	—	—	—	—	—	—	—	—	2
Rochester Inst.....	—	—	—	—	—	1	—	—	—	—	—	—	—	1
Rowan.....	2	1	—	—	—	—	—	2	—	—	—	5	—	10
St. John's (Minn.).....	—	—	—	1	—	—	—	—	—	—	—	—	—	1
St. Lawrence.....	—	—	—	—	—	—	—	1	1	—	—	—	—	3
St. Thomas (Minn.).....	1	—	2	—	—	—	—	—	—	—	1	—	—	4
Salisbury.....	—	—	—	—	—	—	4	—	—	—	—	—	—	4
Scranton.....	—	2	—	—	—	—	—	—	—	—	—	—	—	2
Slippery Rock ++.....	—	—	—	—	—	—	—	—	—	—	—	1	—	1
Southern Me.....	2	—	—	—	—	—	—	—	—	—	—	—	—	2

	Baseball	Basketball	Cross Country	Football	Golf	Ice Hockey	Lacrosse	Soccer	Swimming	Tennis	Indoor Track	Outdoor Track	Wrestling	Totals
Southern-N. O. +++	—	—	—	—	—	—	—	—	—	—	—	—	—	3
Swarthmore	—	—	—	—	—	—	—	—	—	4	—	—	—	4
Trinity (Tex.)	—	—	—	—	—	—	—	—	—	1	—	—	—	1
Wabash	—	1	—	—	—	—	—	—	—	—	—	—	—	1
Wagner +	—	—	—	1	—	—	—	—	—	—	—	—	—	1
Wartburg	—	—	—	—	—	—	—	—	—	—	—	—	3	3
Washington (Md.)	—	—	—	—	—	—	1	—	—	2	—	—	—	3
Wash. & Lee	—	—	—	—	—	—	—	—	—	1	—	—	—	1
West Ga. ++	—	—	—	1	—	—	—	—	—	—	—	—	—	1
Wheaton (Ill.)	—	—	—	—	—	—	—	2	—	—	—	—	—	2
Widener	—	—	—	2	—	—	—	—	—	—	—	—	—	2
Wilkes	—	—	—	—	—	—	—	—	—	—	—	—	1	1
Williams	—	1	2	—	—	—	—	1	—	3	—	—	—	7
Wm. Paterson	2	—	—	—	—	—	—	—	—	—	—	—	—	2
Wis.-Eau Claire	—	—	—	—	1	—	—	—	—	—	—	—	—	1
Wis.-La Crosse	—	—	2	2	—	—	—	—	—	—	10	8	—	22
Wis.-Oshkosh	2	—	4	—	—	—	—	—	—	—	—	—	—	6
Wis.-Platteville	—	4	—	—	—	—	—	—	—	—	—	—	—	4
Wis.-River Falls	—	—	—	—	—	2	—	—	—	—	—	—	—	2
Wis.-Stevens Point	—	—	—	—	—	4	—	—	—	—	—	—	—	4
Wis.-Superior	—	—	—	—	—	1	—	—	—	—	—	—	—	1
Wis.-Whitewater	—	2	—	—	—	—	—	—	—	—	—	—	—	2
Wittenberg	—	1	—	2	—	—	—	—	—	—	—	—	—	3
Wooster	—	—	—	—	1	—	—	—	—	—	—	—	—	1

Individual Championships

(Note: Each school is credited with one championship for each competitor involved in a tie. In tennis, two championships are awarded each year: one to the school whose competitor wins the singles championship and one to the school whose team wins the doubles championship. In swimming and track, relays count as one championship.)
 +Division I school. ++Division II school. +++ NAIA school.

	Cross Country	Golf	Swimming	Tennis	Indoor Track	Outdoor Track	Wrestling	Totals
Albion	—	—	—	—	—	5	—	5
Alfred	—	—	6	—	—	1	—	7
Allegheny	—	1	2	—	1	1	2	7
American (P.R.) +++	—	—	—	—	—	1	—	1
Amherst	—	—	3	—	2	3	—	8
Aquinas +++	—	—	—	—	—	1	—	1
Averett	—	1	—	—	—	—	—	1
Ashland ++	1	—	—	—	—	7	1	9
Augsburg	—	—	—	—	—	—	27	27
Augustana (Ill.)	3	—	—	—	5	14	7	29
Babson	—	—	—	1	—	—	—	1
Baldwin-Wallace	—	—	—	—	—	1	2	3
Bates	—	—	—	—	4	6	—	10
Benedictine (Ill.)	—	—	—	—	—	3	—	3
Binghamton +	—	—	—	—	—	1	4	5
Bowdoin	—	—	4	—	—	1	—	5
Brandeis	1	—	—	1	3	5	—	10
Bridgewater (Va.)	—	—	—	—	1	—	—	1
Brockport St.	—	—	—	—	—	1	24	25
Buena Vista	—	—	—	—	1	—	6	7
Buffalo +	—	—	—	—	—	1	2	3
Buffalo St.	—	—	—	—	1	1	—	2
UC San Diego ++	—	1	41	1	—	7	—	50
UC Santa Cruz	—	—	2	8	—	—	—	10
Cal Lutheran	—	—	—	2	—	—	—	2
Cal St. Chico ++	—	—	6	—	—	2	—	8
Cal St. Stanislaus ++	—	5	—	—	—	6	—	11
Calvin	—	—	—	—	—	4	—	4
Carleton	2	—	5	—	1	2	—	10
Carnegie Mellon	—	—	3	1	—	—	—	4

	Cross Country	Golf	Swimming	Tennis	Indoor Track	Outdoor Track	Wrestling	Totals
Carroll (Wis.)	—	—	—	—	—	2	—	2
Carthage	—	—	—	—	—	3	—	3
Case Reserve	—	—	3	—	—	3	3	9
Catholic	—	—	—	—	—	1	—	1
CCNY	—	—	—	—	—	1	—	1
Central (Iowa)	—	1	—	—	—	7	4	12
Centre	—	—	1	—	—	—	—	1
Chicago	—	—	1	—	—	—	2	3
Chris. Newport	—	1	—	—	2	1	—	4
Claremont-MS	—	—	23	8	—	4	—	35
Coast Guard	—	—	3	—	1	1	—	5
Coe	—	—	—	—	—	3	—	3
Colby	—	—	—	—	—	4	—	4
Concordia-Mhead	—	—	—	—	2	1	1	4
Cornell College	—	—	—	—	1	—	1	2
Cortland St.	—	—	2	—	2	4	3	11
Delaware Valley	—	—	—	—	—	—	7	7
Denison	—	—	15	—	1	3	—	19
DePauw	—	—	—	—	—	2	—	2
Dickinson	—	—	1	—	—	—	—	1
Doane +++	—	—	—	—	—	2	—	2
Dubuque	—	—	—	—	1	—	1	2
Elizabethtown	—	—	—	—	—	—	2	2
Elmhurst	—	—	—	—	1	1	—	2
Emory	—	1	3	—	—	1	—	5
Eureka	—	—	—	—	1	—	—	1
Fisk	—	—	—	—	—	9	—	9
Fitchburg St.	—	—	—	—	3	5	—	8
Fort Valley St. ++	—	—	—	—	—	1	—	1
Fredonia St.	—	—	—	—	4	1	—	5
Frostburg St.	—	—	—	—	5	16	—	21
Gettysburg	—	—	—	—	—	1	1	2
Greensboro	—	1	—	—	—	—	—	1
Grinnell	—	—	2	—	—	—	—	2
Grove City	—	—	5	—	—	—	—	5
Gust. Adolphus	—	1	—	7	—	1	—	9
Hamilton	—	—	1	—	—	—	—	1
Hamline	—	—	—	—	—	12	—	12
Hampden-Sydney	—	1	—	—	—	—	—	1
Haverford	2	—	—	—	9	12	—	23
Hiram	—	—	1	—	—	—	—	1
Hope	—	—	11	—	—	1	—	12
Howard Payne	—	—	—	—	—	2	—	2
Humboldt St. ++	—	—	—	—	—	3	4	7
Hunter	—	—	—	—	1	2	—	3
Illinois Col.	—	—	—	—	—	1	—	1
Ill. Wesleyan	—	—	—	—	3	1	—	4
Ithaca	—	—	2	—	—	—	7	9
Jamestown +++	—	—	—	—	—	2	—	2
John Carroll	—	—	2	—	1	2	16	21
Johns Hopkins	—	—	45	—	—	—	—	45
Kalamazoo	—	—	10	9	—	—	—	19
Kean	—	—	—	—	—	—	1	1
Keene St.	—	—	—	—	2	3	—	5
Kenyon	—	—	208	—	—	—	—	208
Knox	—	—	—	—	—	1	—	1
Kutztown ++	—	—	2	—	—	—	—	2
La Verne	—	—	—	—	—	3	—	3
Lake Forest	—	—	1	—	—	—	—	1
Lake Superior St. ++	—	—	—	—	—	—	1	1
Lawrence	—	—	—	—	—	—	1	1
Lincoln (Pa.)	—	—	—	—	34	50	—	84
Loras	—	—	—	—	2	3	—	7
Luther	—	—	—	—	1	—	6	7
Lycoming	—	—	—	—	—	—	4	4
Lynchburg	—	—	—	—	2	6	—	8
Macalester	—	—	—	—	—	2	—	2
Manchester	—	—	—	—	—	—	1	1
Manhattanville	—	—	1	—	—	—	—	1
Maryville (Mo.)	—	—	—	—	—	1	—	1
Mass.-Boston	1	—	—	—	1	1	—	3
Mass.-Dartmouth	1	1	2	—	—	3	—	7
Mass.-Lowell ++	1	—	—	—	—	1	—	2
McDaniel	—	—	—	—	—	1	—	1
McMurry	—	—	—	—	4	3	—	7
Merchant Marine	—	—	3	—	—	—	—	3
Messiah	—	—	—	—	—	1	1	2
Methodist	—	9	—	—	—	—	—	9
Middlebury	—	—	3	—	—	1	—	4
Miles ++	—	—	—	—	—	1	—	1

	Cross Country	Golf	Swimming	Tennis	Indoor Track	Outdoor Track	Wrestling	Totals
Millersville ++	—	—	—	—	—	1	6	7
Millikin	—	—	7	—	—	1	—	8
Minn.-Morris ++	—	—	—	—	—	—	4	4
Misericordia	—	—	1	—	—	—	—	1
MIT	—	—	—	—	5	5	—	10
Monmouth +	—	—	11	—	—	—	—	11
Monmouth (Ill.)	—	—	—	—	—	2	—	2
Montclair St.	—	—	—	—	2	5	28	35
Moravian	—	—	—	—	3	1	1	5
Morehouse ++	—	—	—	—	—	3	—	3
Mount Union	—	—	2	—	11	20	1	34
Muskingum	—	—	—	—	3	3	1	7
Neb. Wesleyan	1	—	—	—	13	12	—	26
TCNJ	—	—	1	—	—	1	20	22
New Paltz St.	—	—	6	—	—	—	—	6
UNC Greensboro +	—	1	—	—	—	—	—	1
North Central	7	—	—	—	10	20	—	37
North Park	—	—	—	—	—	1	—	1
Norwich	—	—	1	—	—	—	1	2
Oberlin	—	—	6	—	—	—	—	6
Occidental	—	—	7	—	—	11	—	18
Ohio Northern	—	—	—	—	—	—	2	2
Ohio Wesleyan	—	—	—	—	1	8	—	9
Olivet	—	—	—	—	—	—	1	1
Oneonta St.	—	—	2	—	—	—	—	2
Oswego St.	—	1	—	—	—	—	2	3
Otterbein	—	—	—	—	1	3	—	4
Pacific Lutheran	—	—	—	—	1	1	—	2
Plattsburgh St.	—	—	—	—	1	1	—	2
Pomona-Pitzer	—	—	5	—	—	15	—	20
Potsdam St.	—	—	—	—	—	—	2	2
Pratt +++	—	—	—	—	—	1	—	1
Principia	1	—	—	2	—	1	—	4
Puget Sound	1	—	—	—	—	—	—	1
Redlands	—	1	1	5	—	2	—	9
Rensselaer	—	—	—	—	1	3	—	4
Rhode Island Col.	—	—	—	—	—	1	1	2
Richard Stockton	—	—	—	—	2	2	—	4
Ripon	—	—	—	—	—	1	1	2
Rochester	1	—	—	1	—	3	—	5
Rochester Inst.	—	—	1	—	—	2	4	7
Rockford	—	—	2	—	—	—	—	2
Rose-Hulman	—	—	1	—	2	3	—	6
Rowan	—	—	3	—	3	23	2	31
St. John's (Minn.)	—	—	2	—	—	4	2	8
St. Lawrence	1	—	12	—	5	4	9	31
St. Norbert	—	—	—	—	—	2	—	2
St. Olaf	—	—	15	—	2	3	—	20
St. Thomas (Minn.)	1	—	—	—	10	15	1	27
Salisbury	—	—	—	—	—	—	6	6
Simpson	—	—	—	—	2	6	4	12
Slippery Rock ++	—	—	2	—	—	4	—	6
Southern-N.O. +++	—	—	—	—	—	19	—	19
Springfield	—	—	—	—	1	1	—	2
Susquehanna	—	—	—	—	—	7	—	7
Swarthmore	—	—	—	2	—	—	—	2
Thiel	—	—	—	—	—	2	—	2
Tri-State +++	—	—	—	—	—	1	—	1
Trinity (Conn.)	1	—	—	—	2	—	—	3
Tufts	—	—	2	—	—	6	—	8
Union (N.Y.)	—	—	3	—	1	3	—	7
Upper Iowa	—	—	—	—	1	2	7	10
Ursinus	—	—	—	—	1	3	—	4
Wabash	—	—	1	—	—	1	—	2
Wartburg	—	—	—	—	—	1	15	16
Wash. & Jeff.	—	—	1	—	—	—	—	1
Wash. & Lee	—	—	4	4	—	—	—	8
Washington (Md.)	—	—	—	3	—	—	—	3
Washington (Mo.)	—	—	—	—	—	2	—	2
Wesley	—	1	—	—	—	—	—	1
Westminster (Mo.)	—	—	—	—	—	1	—	1
Westmont +++	—	—	—	—	—	6	—	6
Wheaton (Ill.)	1	—	5	—	—	6	5	17
Wheaton (Mass.)	—	—	—	—	6	6	—	12
Whitworth	—	—	2	—	—	—	—	2
Widener	—	—	—	—	—	3	—	3
Wilkes	—	—	—	—	—	—	5	5
Willamette	—	—	—	—	—	4	—	4
Wm. Paterson	—	—	5	—	—	1	—	6
William Penn+++	—	—	—	—	—	1	1	2
Williams	1	—	9	1	3	5	—	19

	Cross Country	Golf	Swimming	Tennis	Indoor Track	Outdoor Track	Wrestling	Totals
Wilmington (Ohio)	—	—	—	—	—	—	1	1
Wis.-Eau Claire	—	—	5	—	3	5	—	13
Wis.-La Crosse	1	—	—	—	23	34	5	63
Wis.-Milwaukee +	—	—	—	—	—	1	—	1
Wis.-Oshkosh	—	—	1	—	7	12	—	20
Wis.-Platteville	—	—	—	—	2	5	—	7
Wis.-River Falls	—	—	—	—	—	—	2	2
Wis.-Stevens Point	1	—	5	—	8	7	6	27
Wis.-Stout	—	—	—	—	3	6	1	10
Wis.-Whitewater	—	—	—	—	1	5	3	9
Wittenberg	—	—	—	—	—	1	—	1
Wooster	—	—	1	—	—	—	—	1
WPI	—	1	—	—	—	—	—	1



Photo by Erik S. Lessner/NCAA Photos

Kenyon won 15 of 20 individual titles while winning the 2003 swimming team championship.

Women's Summaries

National Collegiate/Division I	306
Division II	310
Division III.....	314



Summary

NATIONAL COLLEGIATE/DIVISION I



2002-03 Championships

Highlights

UCLA was the only school to win three team championships, as the Bruins claimed gymnastics, softball and water polo. Two other schools, LSU and Southern California, won two team championships. The Tigers won indoor and outdoor track and field, and the Trojans won golf (for the first time) and volleyball. LSU's wins enabled the Tigers to surpass North Carolina for second on the all-time list with 23 and draw to within six of first-place Stanford, which did not win a team championship this academic year. Wake Forest (field hockey) and Portland (soccer) won team championships for the first time in any sport. Harvard won rowing for the first time.

In individual championships, Auburn won nine championships, six in swimming, two in indoor track and field, and one in outdoor track and field. Five schools – Georgia Tech, North Carolina, UCLA and Stanford – won five championships each. Stanford increased its first-place all-time total to 151 in that category. The Cardinal swimming and diving team increased its first-place take to 115, which leads all sports. Rutgers won its first individual title in any sport, claiming a fencing championship. Other schools to claim an individual champion for the first time in a sport included Harvard (rowing), Mississippi State (outdoor track and field), North Carolina (cross country), Northern Arizona (indoor track and field), Notre Dame (swimming and diving) and Penn State (outdoor track and field).



Photo by Phillip Wallrod/NCAA Photos

LSU's Muna Lee won the indoor 60-meter dash.

History

Top Winners

School	Team Titles
1. Stanford	29
2. LSU	23
UCLA	23
4. North Carolina.....	21
5. Texas	20

School	Individual Titles
1. Stanford	151
2. Texas	124
3. Florida	112
4. UCLA	80
5. LSU	76

Titles (One Sport)

School, Sport	Team Titles
1. North Carolina, Soccer.....	16
2. LSU, Outdoor Track and Field	13
3. Stanford, Tennis	12
4. LSU, Indoor Track and Field	10
5. Utah, Gymnastics	9
Old Dominion, Field Hockey	9
Maryland, Lacrosse	9
UCLA, Softball	9

School, Sport	Individual Titles
1. Stanford, Swimming and Diving	115
2. Florida, Swimming and Diving	79
3. Texas, Swimming and Diving	67
4. LSU, Outdoor Track and Field	43
5. UCLA, Outdoor Track and Field.....	35

National Collegiate/Division I Team Championships

(Note: Women's fencing was discontinued after 1989; a coed championship has been held since 1990. Coed championships are recorded in the men's section because mixed teams of men and women competitors are designated as men's teams in NCAA legislation.)

+Division II school.

	Basketball	Cross Country	Fencing	Field Hockey	Golf	Gymnastics	Ice Hockey	Lacrosse	Rowing	Soccer	Softball	Swimming	Tennis	Indoor Track	Outdoor Track	Volleyball	Water Polo	Totals
Alabama.....	—	—	—	—	—	4	—	—	—	—	6	—	—	—	—	—	—	4
Arizona.....	—	—	—	—	2	—	—	—	—	—	—	—	—	—	—	—	—	8
Arizona St.....	—	—	—	—	6	—	—	—	—	—	—	—	—	—	—	—	—	6
Auburn.....	—	—	—	—	—	—	—	—	—	—	—	2	—	—	—	—	—	2
Brigham Young.....	—	4	—	—	—	—	—	—	—	—	—	—	—	—	—	—	—	4
Brown.....	—	—	—	—	—	—	—	—	3	—	—	—	—	—	—	—	—	3
California.....	—	—	—	—	—	—	—	—	—	—	1	—	—	—	—	—	—	1
Cal St. Fullerton.....	—	—	—	—	—	—	—	—	—	—	1	—	—	—	—	—	—	1
Colorado.....	—	1	—	—	—	—	—	—	—	—	—	—	—	—	—	—	—	1
Connecticut.....	4	—	—	2	—	—	—	—	—	—	—	—	—	—	—	—	—	6
Delaware.....	—	—	—	—	—	—	—	1	—	—	—	—	—	—	—	—	—	1
Duke.....	—	—	—	—	2	—	—	—	—	—	—	—	—	—	—	—	—	2
Florida.....	—	—	—	—	2	—	—	—	—	1	—	1	4	—	—	—	—	9
Florida St.....	—	—	—	—	—	—	—	—	—	—	—	—	—	1	1	—	—	2
Fresno St.....	—	—	—	—	—	—	—	—	—	—	1	—	—	—	—	—	—	1
George Mason.....	—	—	—	—	—	—	—	—	—	1	—	—	—	—	—	—	—	1
Georgia.....	—	—	—	—	1	5	—	—	—	—	—	3	2	—	—	—	—	11
Harvard.....	—	—	—	—	—	—	—	1	1	—	—	—	—	—	—	—	—	2
Hawaii.....	—	—	—	—	—	—	—	—	—	—	—	—	—	—	—	3	—	3
Iowa.....	—	—	—	1	—	—	—	—	—	—	—	—	—	—	—	—	—	1
James Madison.....	—	—	—	1	—	—	—	—	—	—	—	—	—	—	—	—	—	1
Kentucky.....	—	1	—	—	—	—	—	—	—	—	—	—	—	—	—	—	—	1
Long Beach St.....	—	—	—	—	—	—	—	—	—	—	—	—	—	—	—	3	—	3
LSU.....	—	—	—	—	—	—	—	—	—	—	—	—	—	10	13	—	—	23
Louisiana Tech.....	2	—	—	—	—	—	—	—	—	—	—	—	—	—	—	—	—	2
Maryland.....	—	—	—	3	—	—	—	9	—	—	—	—	—	—	—	—	—	12
Massachusetts.....	—	—	—	—	—	—	—	1	—	—	—	—	—	—	—	—	—	1
Miami (Fla.).....	—	—	—	—	1	—	—	—	—	—	—	—	—	—	—	—	—	1
Michigan.....	—	—	—	1	—	—	—	—	—	—	—	—	—	—	—	—	—	1
Minn. Duluth.....	—	—	—	—	—	—	—	3	—	—	—	—	—	—	—	—	—	3
Nebraska.....	—	—	—	—	—	—	—	—	—	—	—	—	—	2	—	2	—	4
New Hampshire.....	—	—	—	—	—	—	—	1	—	—	—	—	—	—	—	—	—	1
North Carolina.....	1	—	—	4	—	—	—	—	—	16	—	—	—	—	—	—	—	21
Notre Dame.....	1	—	1	—	—	—	—	—	—	1	—	—	—	—	—	—	—	3
Oklahoma.....	—	—	—	—	—	—	—	—	—	—	1	—	—	—	—	—	—	1
Old Dominion.....	1	—	—	9	—	—	—	—	—	—	—	—	—	—	—	—	—	10
Oregon.....	—	2	—	—	—	—	—	—	—	—	—	—	—	—	1	—	—	3
Pacific (Cal.).....	—	—	—	—	—	—	—	—	—	—	—	—	—	—	—	2	—	2
Pennsylvania.....	—	—	1	—	—	—	—	—	—	—	—	—	—	—	—	—	—	1
Penn St.....	—	—	1	—	—	—	—	2	—	—	—	—	—	—	—	1	—	4
Portland.....	—	—	—	—	—	—	—	—	—	1	—	—	—	—	—	—	—	1
Princeton.....	—	—	—	—	—	—	—	3	—	—	—	—	—	—	—	—	—	3
Providence.....	—	1	—	—	—	—	—	—	—	—	—	—	—	—	—	—	—	1
Purdue.....	1	—	—	—	—	—	—	—	—	—	—	—	—	—	—	—	—	1
San Jose St.....	—	—	—	—	3	—	—	—	—	—	—	—	—	—	—	—	—	3
Santa Clara.....	—	—	—	—	—	—	—	—	—	1	—	—	—	—	—	—	—	1
South Carolina.....	—	—	—	—	—	—	—	—	—	—	—	—	—	1	—	—	—	1
Southern California.....	2	—	—	—	1	—	—	—	—	—	—	1	2	—	1	2	—	9
Stanford.....	2	1	—	—	—	—	—	—	—	—	—	8	12	—	—	5	1	29
Temple.....	—	—	—	—	—	—	—	2	—	—	—	—	—	—	—	—	—	2
Tennessee.....	6	—	—	—	—	—	—	—	—	—	—	—	—	—	—	—	—	6
Texas.....	1	1	—	—	—	—	—	—	—	—	—	7	2	5	3	1	1	20
Texas A&M.....	—	—	—	—	—	—	—	—	—	—	2	—	—	—	—	—	—	2
TCU.....	—	—	—	—	1	—	—	—	—	—	—	—	—	—	—	—	—	1
Texas Tech.....	1	—	—	—	—	—	—	—	—	—	—	—	—	—	—	—	—	1
Tulsa.....	—	—	—	—	2	—	—	—	—	—	—	—	—	—	—	—	—	2
UCLA.....	—	—	—	—	1	4	—	—	—	—	9	—	—	2	2	3	2	23
Utah.....	—	—	—	—	—	9	—	—	—	—	—	—	—	—	—	—	—	9
Villanova.....	—	7	—	—	—	—	—	—	—	—	—	—	—	—	—	—	—	7
Virginia.....	—	2	—	—	—	—	—	2	—	—	—	—	—	—	—	—	—	4
Wake Forest.....	—	—	—	1	—	—	—	—	—	—	—	—	—	—	—	—	—	1
Washington.....	—	—	—	—	—	—	—	—	3	—	—	—	—	—	—	—	—	3
Wayne St. (Mich.) +.....	—	—	3	—	—	—	—	—	—	—	—	—	—	—	—	—	—	3
Wisconsin.....	—	2	—	—	—	—	—	—	—	—	—	—	—	—	—	—	—	2
Yale.....	—	—	2	—	—	—	—	—	—	—	—	—	—	—	—	—	—	2

National Collegiate/Division I Individual Championships

(Notes: Each school is credited with one championship for each competitor involved in a tie. The fencing, rifle and skiing champions are included with the Men's National Collegiate/Division I Championships because mixed teams of men and women competitors are designated as men's teams in NCAA legislation. In tennis, two championships are awarded each year: one to the school whose competitor wins the singles championship and one to the school whose team wins the doubles championship. In swimming and track, relay victories count as one championship.)

+Division II school. ++Division III school.

	Cross Country	Fencing	Golf	Gymnastics	Rowing	Swimming	Tennis	Indoor Track	Outdoor Track	Totals
Abilene Christian +.....	—	—	—	—	—	—	—	—	1	1
Akron	—	—	—	—	—	—	—	—	1	1
Alabama	—	—	—	14	—	1	—	4	7	26
Appalachian St.	—	—	—	—	—	—	—	—	2	2
Arizona	2	—	4	2	—	19	1	10	15	53
Arizona St.	—	—	4	9	—	3	—	5	6	27
Arkansas	—	—	—	—	—	1	—	5	2	8
Ark.-Little Rock	—	—	—	—	—	—	—	1	—	1
Auburn	—	—	—	—	—	14	—	6	5	25
Ball St.	—	—	—	—	—	—	—	—	1	1
Baylor.....	—	—	—	—	—	—	—	1	1	2
Boston U.	—	—	—	—	—	—	—	1	—	1
Boston College	—	—	—	—	—	—	—	1	—	1
Bowling Green	—	—	—	1	—	—	—	—	—	1
Brigham Young	—	—	—	—	—	3	—	2	12	17
Brown	—	—	—	—	7	—	—	—	—	7
California	—	—	—	—	—	21	4	2	4	31
Cal Poly.....	—	—	—	—	—	—	—	—	3	3
Cal St. Fullerton.....	—	—	—	1	—	—	—	—	—	1
Cal St. Los Angeles +.....	—	—	—	—	—	—	—	—	3	3
Cal St. Northridge.....	—	—	—	—	—	—	—	—	1	1
Cincinnati	—	—	—	—	—	1	—	—	—	1
Clemson	—	—	—	—	—	4	—	3	2	9
Colorado	1	—	—	—	—	—	—	2	2	5
Colorado St.	—	—	—	—	—	1	—	—	—	1
Columbia-Barnard	—	2	—	—	—	4	—	—	—	6
Duke	—	—	2	—	—	—	1	—	—	3
East Tenn. St.	—	—	—	—	—	—	—	1	—	1
Eastern Mich.	—	—	—	—	—	—	—	2	1	3
Fairleigh Dickinson	—	—	—	—	—	—	—	2	—	2
Florida.....	—	—	2	3	—	79	8	10	10	112
Florida St.	—	—	—	—	—	—	—	4	13	17
Fresno St.	—	—	—	—	—	—	—	2	—	2
Furman.....	—	—	—	—	—	1	—	—	—	1
George Mason.....	—	—	—	—	—	—	—	3	6	9
Georgetown.....	—	—	—	—	—	—	—	3	1	4
Georgia.....	—	—	2	26	—	27	2	6	7	70
Georgia Tech.....	—	—	—	—	—	—	—	1	—	1
Grambling.....	—	—	—	—	—	—	—	1	—	1
Harvard.....	—	—	—	—	1	—	—	3	3	7
Hawaii	—	—	—	—	—	2	—	—	1	3
Houston	—	—	—	—	—	5	—	4	6	15
Idaho	—	—	—	—	—	—	—	—	1	1
Idaho St.	—	—	—	—	—	—	—	—	1	1
Illinois.....	—	—	—	—	—	—	—	1	5	6
Indiana.....	2	—	—	—	—	1	—	2	2	7
Indiana St.	—	—	—	—	—	—	—	4	3	7
Iowa.....	—	—	—	—	—	—	—	2	1	3
Iowa St.	—	—	—	—	—	—	—	3	1	4
Jacksonville.....	—	—	—	—	—	—	—	1	—	1
Kansas	—	—	—	—	—	3	1	1	—	5
Kansas St.	—	—	—	—	—	—	—	—	5	5
Kentucky.....	—	—	—	8	—	—	—	1	3	12
La.-Monroe.....	—	—	—	—	—	—	—	—	1	1
Liberty	—	—	—	—	—	—	—	1	—	1
LSU	—	—	—	1	—	4	—	28	43	76
Manhattan	—	—	—	—	—	—	—	1	—	1
UMBC	—	—	—	—	—	—	—	1	—	1
Massachusetts	—	—	—	2	—	—	—	—	—	2
Miami (Fla.)	—	—	1	—	—	2	1	2	4	10
Miami (Ohio).....	—	—	—	—	—	—	—	—	1	1
Michigan.....	1	—	—	5	1	9	—	3	—	19
Michigan St.	—	—	—	—	—	2	—	1	3	6
Middle Tenn.	—	—	—	—	—	—	—	1	—	1
Minnesota.....	—	—	—	1	—	1	—	—	—	2
Mississippi St.	—	—	—	—	—	—	1	—	1	2
Missouri.....	—	—	—	—	—	—	—	2	1	3
Morgan St.	—	—	—	—	—	—	—	—	1	1
Nebraska	—	—	—	4	—	1	—	9	18	32
Nevada.....	—	—	—	—	—	3	—	—	—	3

	Cross Country	Fencing	Golf	Gymnastics	Rowing	Swimming	Tennis	Indoor Track	Outdoor Track	Totals
UNLV	—	—	—	—	—	—	—	1	1	2
New Mexico.....	—	—	1	—	—	—	—	—	—	1
North Carolina.....	1	—	—	—	—	10	—	5	3	19
North Carolina St.	3	—	—	—	—	—	—	—	4	7
Northern Ariz.	1	—	—	—	—	—	—	1	1	3
Northwestern	—	—	—	—	—	—	1	—	—	1
Notre Dame.....	—	4	—	—	—	—	—	—	—	4
Ohio St.	—	—	—	—	—	4	—	2	1	7
Oklahoma	—	—	—	4	—	—	—	1	2	7
Oklahoma St.	—	—	—	—	—	—	—	3	1	4
Oregon	—	—	—	—	—	—	—	1	10	11
Oregon St.	—	—	—	6	—	—	—	—	—	6
Pennsylvania.....	—	1	—	—	—	—	—	—	—	1
Penn St.	—	5	—	1	—	—	—	—	1	7
Pittsburgh.....	—	—	—	1	—	—	—	7	3	11
Princeton.....	—	—	—	—	1	—	—	—	—	1
Providence.....	—	—	—	—	—	—	—	3	1	4
Purdue.....	—	—	—	—	—	—	—	1	2	3
Rice.....	—	—	—	—	—	—	—	5	9	14
Rutgers	—	1	—	—	—	—	—	—	—	1
St. John's (N.Y.).....	—	2	—	—	—	—	—	—	—	2
St. Joseph's.....	—	—	—	—	—	—	—	—	1	1
San Diego	—	—	—	—	—	—	1	—	—	1
San Diego St.	—	—	—	—	—	—	—	—	3	3
San Jose St.	—	1	1	—	—	—	—	—	—	2
Seton Hall.....	—	—	—	—	—	—	—	2	2	4
South Carolina.....	—	—	—	—	—	—	8	9	—	17
Southern California.....	—	—	2	—	1	18	1	4	12	38
Southern Ill.	—	—	—	—	—	1	—	—	—	1
Southern Methodist.....	—	—	—	—	—	28	—	5	12	45
Southwest Tex. St.	—	—	—	—	—	—	—	—	2	2
Stanford.....	—	—	—	—	—	115	15	7	14	151
Tennessee	—	—	—	—	—	3	—	13	11	27
Texas	—	—	2	—	—	67	—	26	29	124
UTEP.....	—	—	—	—	—	—	—	3	3	6
Texas A&M.....	—	—	—	—	—	—	—	—	2	2
Texas Southern.....	—	—	—	—	—	—	—	1	3	4
Texas Tech.....	—	—	—	—	—	—	—	1	1	2
Trinity (Tex.) ++.....	—	—	—	—	—	—	1	—	—	1
Tulsa	—	—	2	—	—	—	—	—	—	2
UCLA	—	—	—	23	—	1	5	15	36	80
Utah	—	—	—	22	—	—	—	—	—	22
Vanderbilt.....	—	—	—	—	—	—	—	—	1	1
Villanova.....	7	—	—	—	—	2	—	18	14	41
Virginia	1	—	—	—	2	2	—	—	—	5
Wake Forest.....	—	—	—	—	—	—	1	—	—	1
Washington.....	—	—	—	2	8	—	—	—	2	12
Washington St.	—	—	—	—	—	—	—	2	3	5
Wayne St. (Mich.) +.....	—	1	—	—	—	—	—	—	—	1
Weber St.	—	—	—	—	—	—	—	1	—	1
West Virginia.....	—	—	—	—	—	—	—	1	1	2
Western Ill.	—	—	—	—	—	—	—	—	1	1
Wisconsin.....	3	—	—	—	—	—	—	15	18	36

Summary

DIVISION II




Photo by Henry Bergas/NCAA Photos

Yu Chuan Weng of BYU-Hawaii bumps during the Women's Division II Volleyball Championship.

2002-03 Championships

Highlights

Brigham Young-Hawaii and UC Davis were the only two schools to win multiple team titles. Each won two sports. Brigham Young-Hawaii claimed volleyball and tennis; UC Davis took rowing and softball. The softball crown was the Aggies' first in that sport. It was a year for new faces as four schools won team championships for the first time in any sport. Those schools included Christian Brothers (soccer), Rollins (golf), Lincoln (Missouri) (outdoor track and field), and Stonehill (lacrosse). South Dakota State won its first basketball title.

In individual championships, Lincoln (Missouri) led the way with eight, all coming in outdoor track and field. Cal State Bakersfield had five individual champions. Clark Atlanta won its first individual championship in any sport, claiming an outdoor track and field title. Rollins claimed a golf individual crown for the first time.

History

Top Winners

School	Team Titles
1. Abilene Christian.....	21
2. Cal Poly +	16
3. Cal St. Northridge +	12
4. Adams St.	8
North Dakota St.	8

School	Individual Titles
1. Abilene Christian.....	113
2. Cal St. Northridge +	62
3. St. Augustine's	60
4. Drury.....	53
5. Oakland +	50

+ Now a Division I school.

Titles (One Sport)

School, Sport	Team Titles
1. Abilene Christian, Indoor Track and Field.....	12
2. Cal Poly, Cross Country +	10
3. Abilene Christian, Outdoor Track and Field	9
4. Adams St., Cross Country	8
5. Cal Poly, Outdoor Track and Field +	6
Bloomsburg, Field Hockey	6
North Dakota St., Basketball	6

School, Sport	Individual Titles
1. Abilene Christian, Outdoor Track and Field.....	62
2. Drury, Swimming and Diving.....	53
3. Cal St. Northridge, Swimming and Diving +	51
4. Oakland, Swimming and Diving +	50
Abilene Christian, Indoor Track and Field.....	50

+ Now a Division I school.

Team Championships

(Notes: The Division II Field Hockey Championship was held from 1981-83 and was reinstated in 1992. The Division II Gymnastics Championships were held from 1982-86. From 1996-99, Golf was a Division II/III championship. The championship was recorded in the division in which the winner competed.)

+Division I school. ++ Division III school.

	Basketball	Cross Country	Field Hockey	Golf	Gymnastics	Lacrosse	Rowing	Soccer	Softball	Swimming	Tennis	Indoor Track	Outdoor Track	Volleyball	Totals
Abilene Christian	—	—	—	—	—	—	—	—	—	—	—	12	9	—	21
Adams St.	—	8	—	—	—	—	—	—	—	—	—	—	—	—	8
Air Force +	—	—	—	—	—	—	—	—	—	2	—	—	—	—	2
Alabama A&M +	—	—	—	—	—	—	—	—	—	—	—	1	2	—	3
Armstrong Atlantic	—	—	—	—	—	—	—	—	—	—	2	—	—	—	2
Augustana (S.D.)	—	—	—	—	—	—	—	—	1	—	—	—	—	—	1
Barry	—	—	—	—	—	—	—	3	—	—	—	—	—	2	5
Bentley	—	—	1	—	—	—	—	—	—	—	—	—	—	—	1
Bloomsburg	—	—	7	—	—	—	—	—	—	—	—	—	—	—	7
BYU-Hawaii	—	—	7	—	—	—	—	—	—	—	4	—	—	2	6
C.W. Post	—	—	—	—	—	1	—	—	—	—	—	—	—	—	1
UC Davis	—	—	—	—	—	—	2	—	1	—	2	—	—	—	5
UC Riverside +	—	—	—	—	—	—	—	—	—	—	—	—	—	2	2
UC San Diego	—	—	—	—	—	—	—	2	—	—	—	—	—	—	2
Cal Poly +	—	10	—	—	—	—	—	—	—	—	—	—	6	—	16
Cal Poly Pomona	5	—	—	—	—	—	—	—	—	—	2	—	—	—	7
Cal St. Bakersfield	—	—	—	—	—	—	—	—	3	—	—	—	—	1	4
Cal St. Dom. Hills	—	—	—	—	—	—	—	1	—	—	—	—	—	—	1
Cal St. Hayward ++	—	—	—	—	—	—	—	1	—	—	—	—	—	—	1
Cal St. Northridge +	—	—	—	—	1	—	—	—	4	4	1	—	—	2	12
Calif. (Pa.)	—	—	—	—	—	—	—	—	2	—	—	—	—	—	2
Central Mo. St.	1	—	—	—	—	—	—	—	—	—	—	—	—	—	1
Chattanooga +	—	—	—	—	—	—	—	—	—	—	3	—	—	—	3
Christian Brothers	—	—	—	—	—	—	—	1	—	—	—	—	—	—	1
Clarion	—	—	—	—	—	—	—	—	—	3	—	—	—	—	3
Delta St.	3	—	—	—	—	—	—	—	—	—	—	—	—	—	3
Denver +	—	—	—	—	1	—	—	—	—	—	—	—	—	—	1
Drury	—	—	—	—	—	—	—	—	—	4	—	—	—	—	4
Fla. Southern	—	—	—	3	—	—	—	—	1	—	—	—	—	—	4
Franklin Pierce	—	—	—	—	—	—	—	5	—	—	—	—	—	—	5
Hampton +	1	—	—	—	—	—	—	—	—	—	—	—	—	—	1
Hawaii Pacific	—	—	—	—	—	—	—	—	—	—	—	—	—	2	2
Humboldt St.	—	—	—	—	—	—	—	—	1	—	—	—	—	—	1
Jacksonville St. +	—	—	—	—	2	—	—	—	—	—	—	—	—	—	2
Kennesaw St.	—	—	—	—	—	—	—	—	2	—	—	—	—	—	2
Lincoln (Mo.)	—	—	—	—	—	—	—	—	—	—	—	—	1	—	1
Lock Haven	—	—	5	—	—	—	—	—	—	—	—	—	—	—	5
Lynn	—	—	—	1	—	—	—	1	—	—	2	—	—	—	4
Merrimack	—	—	—	—	—	—	—	—	1	—	—	—	—	—	1
Mo. Southern St.	—	—	—	—	—	—	—	—	1	—	—	—	—	—	1
Neb.-Omaha	—	—	—	—	—	—	—	—	1	—	—	—	—	1	2
New Haven	1	—	—	—	—	—	—	—	—	—	—	—	—	—	1
North Dakota	3	—	—	—	—	—	—	—	—	—	—	—	—	—	3
North Dakota St.	6	—	—	—	—	—	—	—	1	—	—	1	—	—	8
North Fla.	—	—	—	—	—	—	—	—	—	—	1	—	—	—	1
Northern Mich.	—	—	—	—	—	—	—	—	—	—	—	—	—	2	2
Oakland +	—	—	—	—	—	—	—	—	—	5	—	—	—	—	5
Pfeiffer	—	—	1	—	—	—	—	—	—	—	—	—	—	—	1
Portland St. +	—	—	—	—	—	—	—	—	—	—	—	—	—	4	4
Rollins	—	—	—	1	—	—	—	—	—	—	—	—	—	—	1
Sacramento St. +	—	—	—	—	—	—	—	—	—	—	—	—	—	1	1
St. Augustine's	—	—	—	—	—	—	—	—	—	—	—	4	4	—	8
St. Mary's (Tex.)	—	—	—	—	—	—	—	—	1	—	—	—	—	—	1
Sam Houston St. +	—	—	—	—	—	—	—	—	1	—	—	—	—	—	1
Seattle Pacific	—	—	—	—	1	—	—	—	—	—	—	—	—	—	1
Stephen F. Austin +	—	—	—	—	—	—	—	—	1	—	—	—	—	—	1
SIU Edwardsville	—	—	—	—	—	—	—	—	—	—	4	—	—	—	4
Sonoma St.	—	—	—	—	—	—	—	1	—	—	—	—	—	—	1
South Dakota St.	1	1	—	—	—	—	—	—	—	—	—	—	—	—	2
South Fla. +	—	—	—	—	—	—	—	—	—	1	—	—	—	—	1
Stonehill	—	—	—	—	—	1	—	—	—	—	—	—	—	—	1
Truman	—	—	—	—	—	—	—	—	—	3	—	—	—	—	3
Virginia Union	1	—	—	—	—	—	—	—	—	—	—	—	—	—	1
West Chester	—	—	—	—	—	1	—	—	—	—	—	—	—	—	1
West Tex. A&M	—	—	—	—	—	—	—	—	—	—	—	—	—	3	3
Western St.	—	3	—	—	—	—	—	—	—	—	—	—	—	—	3

Individual Championships

(Notes: The Division II Gymnastics Championships were held from 1982-86. In tennis, individual championships were held from 1982-94. In swimming and track, relays count as one championship. From 1996-99, Golf was a Division II/III championship. The championship was recorded in the division in which the winner competed.)

+Division I school. ++Division III school.

	Cross Country	Golf	Gymnastics	Rowing	Swimming	Tennis	Indoor Track	Outdoor Track	Totals
Abilene Christian.....	—	—	—	—	—	1	50	62	113
Adams St.	3	—	—	—	—	—	12	12	27
Air Force +	1	—	2	—	25	2	3	5	38
Alabama A&M +	—	—	—	—	—	—	4	33	37
Angelo St.	—	—	—	—	—	—	—	5	5
Army +	—	—	—	—	10	—	1	4	15
Ashland.....	—	—	—	—	3	—	9	9	21
Augustana (S.D.).....	—	—	—	—	—	—	2	1	3
Bemidji St.	—	—	—	—	—	—	1	—	1
Bloomsburg.....	—	—	—	—	5	—	—	—	5
Boston College +	—	—	—	—	5	—	—	—	5
UC Davis.....	—	—	—	4	16	—	2	4	26
UC San Diego.....	—	—	—	—	8	—	—	—	8
Cal Poly +	4	—	—	—	5	—	—	35	44
Cal Poly Pomona.....	—	—	1	—	—	3	—	11	15
Cal St. Bakersfield.....	—	—	—	—	17	1	—	9	27
Cal St. Chico.....	—	—	—	—	1	—	—	4	5
Cal St. Hayward ++	—	—	—	—	1	—	—	5	6
Cal St. Los Angeles.....	1	—	—	—	—	2	14	17	34
Cal St. Northridge +	1	—	3	—	51	1	—	6	62
Cal St. Stanislaus.....	—	—	—	—	—	—	—	4	4
Calif. (Pa.).....	—	—	—	—	—	—	1	—	1
Central Mo. St.	—	—	—	—	—	—	—	1	1
Chattanooga +	—	—	—	—	—	1	—	—	1
Clarion.....	—	—	—	—	37	—	—	—	37
Clarke Atlanta.....	—	—	—	—	—	—	1	—	1
Denver +	—	—	3	—	—	—	—	—	3
Drury.....	—	—	—	—	53	—	—	—	53
East Stroudsburg.....	—	—	—	—	—	—	—	1	1
Emporia St.	—	—	—	—	—	—	3	8	11
Fla. Atlantic +	—	—	—	—	12	—	—	—	12
Fla. Southern.....	—	6	—	—	—	—	—	—	6
Fort Hays St. +	—	—	—	—	—	—	1	3	4
Fort Valley St.	—	—	—	—	—	—	—	1	1
Francis Marion.....	—	—	—	—	—	2	—	—	2
Furman +	—	—	—	—	7	—	—	—	7
Gardner-Webb.....	—	—	—	—	1	—	2	3	6
George Mason +	—	—	—	—	—	—	—	1	1
Georgetown +	—	—	—	—	—	1	—	—	1
Grand Canyon.....	—	—	—	—	—	2	—	—	2
Grand Valley St.	—	—	—	—	—	—	—	2	2
Hampton +	—	—	—	—	—	—	7	9	16
Harding.....	—	—	—	—	—	—	1	—	1
Indiana (Pa.).....	—	—	—	—	—	—	—	2	2
Indianapolis.....	—	—	—	—	—	—	—	2	2
Ithaca ++	—	—	1	—	—	—	—	—	1
Jacksonville St. +	—	—	2	—	—	—	—	—	2
Kennesaw St.	2	—	—	—	—	—	—	2	4
Kentucky St.	—	—	—	—	—	—	1	—	1
Kutztown.....	—	—	—	—	2	—	—	1	3
Lewis.....	1	—	—	—	—	—	7	15	23
Lincoln (Mo.).....	—	—	—	—	—	—	5	14	19
Lynn.....	—	1	—	—	—	—	—	—	1
Maine +	—	—	—	—	1	—	—	—	1
Mass.-Lowell.....	—	—	—	—	—	—	1	—	1
Minn. Duluth.....	—	—	—	—	—	—	1	—	1
Mo. Southern St.	—	—	—	—	—	—	1	1	2
Morgan St. +	—	—	—	—	—	—	—	6	6
Morningside.....	—	—	—	—	—	—	1	2	3
Navy +	—	—	—	—	1	—	2	—	3
Neb.-Kearney.....	—	—	—	—	—	—	1	1	2
Neb.-Omaha.....	—	—	—	—	2	—	1	—	3
Nevada +	—	—	—	—	1	—	—	—	1
New Hampshire +	—	—	—	—	1	—	—	—	1
NYIT.....	—	—	—	—	—	—	2	1	3
Norfolk St. +	—	—	—	—	—	—	6	13	19
N.C. Central.....	—	—	—	—	—	—	1	1	2
North Dakota.....	—	—	—	—	27	—	1	—	28
North Dakota St.	—	—	—	—	—	—	6	3	9
North Fla.	—	—	—	—	—	—	1	5	6

	Cross Country	Golf	Gymnastics	Rowing	Swimming	Tennis	Indoor Track	Outdoor Track	Totals
Northern Colo.	—	—	—	—	3	4	—	2	9
Northern Mich.	—	—	1	—	34	—	—	—	35
Northwest Mo. St.	—	—	—	—	—	—	2	—	2
Oakland +	—	—	—	—	50	—	—	—	50
Paine	—	—	—	—	—	—	—	1	1
Pittsburg St.	2	—	—	—	—	—	3	7	12
Portland St. +	—	—	—	—	—	—	—	2	2
Puget Sound ++	—	—	—	—	5	—	—	—	5
Rice +	—	—	—	—	1	—	—	—	1
Rollins	—	1	—	—	—	1	—	—	2
Sacramento St. +	—	—	1	—	1	—	—	6	8
Saginaw Valley	—	—	—	—	—	—	1	1	2
St. Augustine's	—	—	—	—	—	—	26	34	60
St. Cloud St.	—	—	—	—	5	—	1	—	6
Salem Int'l	—	—	—	—	4	—	—	—	4
San Fran. St.	—	—	3	—	—	—	—	—	3
Seattle Pacific	1	—	3	—	—	—	2	12	18
Shippensburg	—	—	—	—	—	—	1	—	1
SIU Edwardsville	—	—	—	—	—	5	—	—	5
Slippery Rock	—	—	1	—	—	—	2	2	5
South Dakota	—	—	—	—	—	—	4	5	9
South Dakota St.	—	—	—	—	—	—	2	4	6
South Fla. +	—	—	—	—	10	—	—	—	10
Southeast Mo. St. +	2	—	—	—	—	—	6	4	12
Southern Conn. St.	—	—	1	—	—	—	1	2	4
Southwest Tex. St. +	—	—	—	—	—	—	—	1	1
Springfield ++	—	—	—	—	—	—	—	1	1
Tampa	—	—	—	—	9	—	—	—	9
Tex. A&M-Commerce	—	—	—	—	—	—	—	1	1
Tex. A&M-Kingsville	—	—	—	—	—	—	—	1	1
Truman	—	—	—	—	30	—	1	2	33
Tuskegee	—	—	—	—	—	—	—	1	1
Vanderbilt +	—	—	—	—	2	—	—	—	2
Wake Forest +	—	—	—	—	—	—	—	1	1
West Chester	—	—	—	—	5	—	1	2	8
Western St.	4	—	—	—	—	—	5	14	23
William & Mary +	—	—	2	—	—	—	—	—	2
Wis.-Oshkosh	—	—	4	—	—	—	—	—	4
Wis. Parkside	—	—	—	—	—	—	1	—	1
Youngstown St. +	—	—	—	—	1	—	—	—	1



Emporia State's Kadri Kelve (No. 185) won the steeplechase outdoor track title.

Photo by Scott Rovak/NCAA Photos

Summary

DIVISION III



2002-03 Championships

Highlights

Wheaton (Massachusetts) was the only multiple team winner, taking both indoor and outdoor track and field. Three schools – Rowan (field hockey), Wisconsin-Whitewater (volleyball) and Colby (rowing) claimed their first championship in any sport. Amherst (lacrosse), Trinity (Texas) (basketball) and Williams (cross country) won their first titles in those sports. Kenyon's win in swimming increased its overall total to 22, enabling the school to climb one step closer to first-place College of New Jersey in the all-time standings. Kenyon also increased its first-place swimming total to 19.

In individual championships, Kenyon led the way with nine, all coming in swimming. Wheaton (Massachusetts) had eight, four in each of the track and field championships. UC Santa Cruz won its first individual title in any sport, taking a swimming crown. Richard Stockton won championships in both indoor and outdoor track and field for the first time and St. Mary's (Indiana) won an individual golf championship for the first time. Four schools won an individual championship in a given sport for the first time – Hamilton (swimming), Ithaca (rowing), Wartburg (cross country), and Wesleyan (Connecticut) (indoor track and field). Kenyon ballooned its total for all-time individual championships to 196.



Photo by Peter Zuzga/NCAA Photos

Megan Kay of Wisconsin-Whitewater goes up for a block during her team's championship win over Washington (Missouri).

History

Top Winners

School	Team Titles
1. Col. of New Jersey.....	29
2. Kenyon.....	22
3. UC San Diego +	16
4. Wis.-Oshkosh.....	13
Cortland St.	13

School	Individual Titles
1. Kenyon.....	199
2. Williams.....	71
3. Chris. Newport	56
4. Cortland St.	37
5. UC San Diego +	34

+ Now a Division II school.

Titles (One Sport)

School, Sport	Team Titles
1. Kenyon, Swimming and Diving.....	19
2. Col. of New Jersey, Lacrosse.....	10
3. Col. of New Jersey, Field Hockey	9
4. UC San Diego, Volleyball +	7
Cortland St., Cross Country.....	7
Washington (Mo.), Volleyball	7

School, Sport	Individual Titles
1. Kenyon, Swimming and Diving.....	196
2. Williams, Swimming and Diving.....	58
3. Chris. Newport, Outdoor Track and Field.....	29
4. UC San Diego, Swimming and Diving +	27
Chris. Newport, Indoor Track and Field	27
Denison, Swimming and Diving	27

+ Now a Division II school.

Team Championships

(Notes: In 1987, Wis.-Oshkosh and St. Thomas (Minn.) tied for the cross country team championship. Each team is credited with one championship. From 1996-99, Golf was a Division II/III championship. The championship was recorded in the division in which the winner competed.)

+Division I school. ++ Division II school.

	Basketball	Cross Country	Field Hockey	Golf	Ice Hockey	Lacrosse	Rowing	Soccer	Softball	Swimming	Tennis	Indoor Track	Outdoor Track	Volleyball	Totals
Alma	1	—	—	—	—	—	—	—	—	—	—	—	—	—	1
Amherst	—	—	—	—	—	1	—	—	—	—	1	—	—	—	2
Bloomsburg ++	—	—	2	—	—	—	—	—	—	—	—	—	—	—	2
Buena Vista	—	—	—	—	—	—	—	—	1	—	—	—	—	—	1
UC San Diego ++	—	—	—	—	—	—	—	5	—	—	4	—	—	7	16
UC Santa Cruz	—	—	—	—	—	—	—	—	—	—	1	—	—	—	1
Calvin	—	2	—	—	—	—	—	—	—	—	—	—	—	—	2
Capital	2	—	—	—	—	—	—	—	—	—	—	—	—	—	2
Central (Iowa)	1	1	—	—	—	—	—	—	4	—	—	—	1	3	10
Chapman	—	—	—	—	—	—	—	—	1	—	—	—	—	—	1
Chris. Newport	—	—	—	—	—	—	—	—	—	—	—	6	6	—	12
Colby	—	—	—	—	—	—	1	—	—	—	—	—	—	—	1
Concordia-M'head	1	—	—	—	—	—	—	—	—	—	—	—	—	—	1
Cortland St.	—	7	3	—	—	—	—	1	—	—	—	1	1	—	13
Davidson +	—	—	—	—	—	—	—	—	—	—	1	—	—	—	1
Denison	—	—	—	—	—	—	—	—	—	1	—	—	—	—	1
Eastern Conn. St.	—	—	—	—	—	—	—	—	4	—	—	—	—	—	4
Elizabethtown	2	—	—	—	—	—	—	—	—	—	—	—	—	—	2
Elmhurst	—	—	—	—	—	—	—	—	—	—	—	—	—	2	2
Elmira	—	—	—	—	2	—	—	—	—	—	—	—	—	—	2
Emory	—	—	—	—	—	—	—	—	—	—	2	—	—	—	2
Frank. & Marsh.	—	1	—	—	—	—	—	—	—	—	—	—	—	—	1
Gust. Adolphus	—	—	—	—	—	—	—	—	—	—	1	—	—	—	1
Hope	1	—	—	—	—	—	—	—	—	—	—	—	—	—	1
Ithaca	—	—	1	—	—	—	—	2	1	—	—	—	—	—	4
Kenyon	—	—	—	—	—	—	—	—	—	19	3	—	—	—	22
La Verne	—	—	—	—	—	—	—	—	—	—	—	—	2	—	2
Lincoln (Pa.)	—	—	—	—	—	—	—	—	—	—	—	1	3	—	4
Lock Haven	—	—	1	—	—	—	—	—	—	—	—	—	—	—	1
Macalester	—	—	—	—	—	—	—	1	—	—	—	—	—	—	1
Mary Washington	—	—	—	—	—	—	—	—	—	—	2	—	—	—	2
Mass.-Boston	—	—	—	—	—	—	—	—	—	—	—	3	1	—	4
Methodist	—	—	—	7	—	—	—	—	—	—	—	—	—	—	7
Middlebury	—	2	1	—	—	4	—	—	—	—	—	—	—	—	7
Muskingum	—	—	—	—	—	—	—	—	1	—	—	—	—	—	1
Col. of New Jersey	—	—	9	—	—	10	—	3	6	—	1	—	—	—	29
New York U.	1	—	—	—	—	—	—	—	—	—	—	—	—	—	1
North Central	1	—	—	—	—	—	—	—	—	—	—	—	—	—	1
Ohio Wesleyan	—	—	—	—	—	—	—	2	—	—	—	—	—	—	2
Occidental	—	—	—	—	—	—	—	—	—	—	1	—	—	—	1
Pomona-Pitzer	—	—	—	—	—	—	—	—	—	—	1	—	—	—	1
Principia	—	—	—	—	—	—	—	—	—	—	1	—	—	—	1
Rochester	—	—	—	—	—	—	—	2	—	—	—	—	—	—	2
Rowan	—	—	1	—	—	—	—	—	—	—	—	—	—	—	1
Rust	1	—	—	—	—	—	—	—	—	—	—	—	—	—	1
St. Mary's (Minn.)	—	—	—	—	—	—	—	—	1	—	—	—	—	—	1
St. Thomas (Minn.)	1	4	—	—	—	—	—	—	—	—	—	—	—	—	5
Salem St.	1	—	—	—	—	—	—	—	—	—	—	—	—	—	1
Salisbury	—	—	1	—	—	—	—	—	—	—	—	—	—	—	1
Scranton	1	—	—	—	—	—	—	—	—	—	—	—	—	—	1
Simpson	—	—	—	—	—	—	—	—	2	—	—	—	—	—	2
Skidmore	—	—	—	—	—	—	—	—	—	—	1	—	—	—	1
Trinity (Tex.)	1	—	—	—	—	—	—	—	—	—	1	—	—	—	2
Ursinus	—	—	—	—	—	3	—	—	—	—	—	—	—	—	3
Washington (Mo.)	4	—	—	—	—	—	—	—	—	—	—	—	7	—	11
Wheaton (Mass.)	—	—	—	—	—	—	—	—	—	—	—	5	3	—	8
William Smith	—	—	3	—	—	—	—	1	—	—	—	—	—	—	4
Williams	—	1	—	—	—	—	1	—	—	2	2	—	—	—	6
Wis.-La Crosse	—	1	—	—	—	—	—	—	—	—	—	—	2	—	3
Wis.-Oshkosh	1	4	—	—	—	—	—	—	—	—	—	3	5	—	13
Wis.-Stevens Point	2	—	—	—	—	—	—	—	1	—	—	—	—	—	3
Wis.-Whitewater	—	—	—	—	—	—	—	—	—	—	—	—	—	1	1

Individual Championships

(Notes: In tennis, two championships are awarded each year: one to the school whose competitor wins the singles championship and one to the school whose team wins the doubles championship. In swimming and track, relays count as one championship. From 1996-99, golf was a Division II/III championship. The championship was recorded in the division in which the winner competed.)

+Division I school. ++ Division II school. +++ NAIA school.

	Cross Country	Golf	Rowing	Swimming	Tennis	Indoor Track	Outdoor Track	Totals
Albany (N.Y.) +.....	—	—	—	—	—	—	3	3
Albion.....	—	—	—	1	—	—	—	1
Alfred.....	—	—	—	—	—	—	1	1
Allegheny.....	—	—	—	5	—	—	—	5
Alma.....	—	—	—	—	—	—	1	1
Amherst.....	—	—	—	2	2	2	1	7
Anderson (Ind.).....	—	—	—	—	—	—	1	1
Augsburg.....	—	—	—	—	—	3	5	8
Augustana (Ill.).....	—	—	—	1	—	1	1	3
Baldwin-Wallace.....	—	—	—	—	—	4	4	8
Bethel (Minn.).....	—	—	—	—	—	1	—	1
Binghamton +.....	—	—	—	—	—	2	3	5
Bowdoin.....	—	—	—	2	—	—	3	5
Brandeis.....	—	—	—	—	—	7	7	14
Brockport St.....	—	—	—	—	—	—	2	2
Brooklyn.....	—	—	—	—	—	—	2	2
Buena Vista.....	—	—	—	—	—	1	3	4
UC San Diego ++.....	—	—	—	27	3	—	4	34
UC Santa Cruz.....	—	—	—	1	—	—	—	1
Cal St. Stanislaus ++.....	—	—	—	—	—	—	1	1
Calvin.....	1	—	—	—	—	—	12	13
Carleton.....	2	—	—	6	—	2	4	14
Carnegie Mellon.....	—	—	—	2	—	—	1	3
Carroll (Wis.).....	—	—	—	—	—	1	1	2
Carthage.....	—	—	—	—	—	1	4	5
Case Reserve.....	—	—	—	2	—	1	2	5
Catholic.....	—	—	—	—	—	—	1	1
Central (Iowa).....	—	—	—	—	—	1	8	9
Chicago.....	1	—	—	—	—	1	2	4
Chris. Newport.....	—	—	—	—	—	27	29	56
CCNY.....	—	—	—	—	—	4	3	7
Claremont-M.S.....	—	—	—	1	—	—	3	4
Coast Guard.....	—	—	—	1	—	—	—	1
Coe.....	—	—	—	—	—	2	2	4
Colby.....	—	—	2	—	—	—	1	3
Colorado Col.....	—	—	—	5	—	—	1	6
Concordia-M'head.....	—	—	—	—	—	—	6	6
Cornell College.....	—	—	—	—	—	—	2	2
Cortland St.....	4	—	—	1	—	13	19	37
Defiance.....	—	—	—	—	—	—	1	1
Denison.....	—	—	—	27	—	—	—	27
DePauw.....	—	—	—	1	—	—	—	1
Dickinson.....	—	—	—	—	—	—	1	1
East. Mennonite.....	—	—	—	—	—	2	2	4
Eastern Ore.....	—	—	—	—	—	—	1	1
Elizabethtown.....	—	—	—	—	1	—	—	1
Emory.....	—	—	—	12	4	—	3	19
Fisk.....	—	—	—	—	—	—	1	1
Fitchburg St.....	—	—	—	—	—	2	2	4
Frank. & Marsh.....	—	—	—	5	—	—	—	5
Frostburg St.....	—	—	—	1	—	—	4	5
Geneseo St.....	—	—	—	—	—	2	2	4
Gettysburg.....	—	—	—	3	—	—	—	3
Grinnell.....	—	—	—	—	—	—	4	4
Grove City.....	—	—	—	2	—	—	—	2
Gust. Adolphus.....	1	—	—	—	—	—	—	1
Hamilton.....	—	—	—	1	—	1	—	2
Hamline.....	—	—	—	4	—	2	1	7
Hartwick.....	—	—	—	2	—	1	1	4
Heidelberg.....	—	—	—	—	—	—	1	1
Hollins.....	—	—	—	2	—	—	—	2
Hope.....	—	—	—	18	—	—	—	18
Ill. Wesleyan.....	—	—	—	—	—	1	1	2
Ithaca.....	—	—	1	3	—	1	—	5
John Carroll.....	—	—	—	1	—	—	1	2
Johns Hopkins.....	—	—	—	2	—	—	3	5
Juniata.....	—	—	—	—	—	—	1	1
Kalamazoo.....	—	—	—	1	—	—	—	1
Keene St.....	—	—	—	—	—	—	5	5
Kenyon.....	—	—	—	196	1	1	1	199

	Cross Country	Golf	Rowing	Swimming	Tennis	Indoor Track	Outdoor Track	Totals
La Verne	—	—	—	—	—	—	3	3
Lake Forest	—	—	—	3	—	—	—	3
Lawrence	—	—	—	—	—	1	—	1
Lehman	—	—	—	—	—	1	2	3
Lewis & Clark	—	—	—	—	—	—	1	1
Lincoln (Pa.)	—	—	—	—	—	10	21	31
Linfield	—	—	—	—	—	—	1	1
Loras	—	—	—	—	—	3	2	5
Luther	2	—	—	—	—	2	3	7
Macalester	1	—	—	—	—	3	6	10
Manchester	—	—	—	—	—	1	2	3
Mary Washington	—	—	—	1	—	—	1	2
Mass.-Boston	—	—	—	—	—	9	10	19
Mass.-Dartmouth	—	—	—	—	—	—	1	1
McMurry	—	—	—	—	—	—	5	5
Medgar Evers	—	—	—	—	—	1	—	1
Menlo	—	—	—	—	2	—	—	2
Merchant Marine	—	—	—	1	—	—	1	2
Methodist	—	2	—	—	2	2	2	8
Middlebury	1	—	—	3	2	1	2	9
MIT	—	—	—	4	—	—	—	4
Montclair St.	—	—	—	—	—	4	3	7
Moravian	—	—	—	—	—	1	3	4
Mount Holyoke	—	—	—	—	—	—	2	2
Mount Union	—	—	—	—	—	1	4	5
Nazareth	—	—	—	4	—	—	—	4
Neb. Wesleyan	—	—	—	—	—	6	8	14
College of New Jersey	—	—	—	1	1	1	7	10
New Jersey City	—	—	—	—	—	2	—	2
North Central	—	—	—	1	—	4	5	10
Notre Dame (Cal.) +++	—	—	—	—	—	—	1	1
Occidental	—	—	—	—	2	—	10	12
Ohio Northern	—	—	—	—	—	1	—	1
Ohio Wesleyan	—	—	—	—	—	—	1	1
Plattsburgh St.	—	—	—	—	—	—	1	1
Pomona-Pitzer	—	—	—	4	7	—	3	14
Principia	—	—	—	—	7	—	1	8
Puget Sound	1	—	—	—	—	—	—	1
Randolph-Macon	—	—	—	1	—	—	—	1
Redlands	—	—	—	—	1	—	4	5
Regis (Mass.)	—	—	—	1	—	—	—	1
Richard Stockton	—	—	—	—	—	1	1	2
Rhodes	—	—	—	—	3	—	—	3
Roanoke	—	—	—	—	—	—	1	1
Rochester	—	—	—	—	—	4	1	5
Rochester Inst.	—	—	—	—	—	—	1	1
Rowan	—	—	—	2	—	—	4	6
St. Mary's (Ind.)	—	1	—	—	—	—	—	1
St. Lawrence	—	—	—	—	—	—	1	1
St. Norbert	—	—	—	—	—	2	—	2
St. Olaf	—	—	—	3	—	—	2	5
St. Thomas (Minn.)	1	—	—	—	—	4	13	18
Salem St.	—	—	—	—	—	—	3	3
Salve Regina	—	—	—	—	—	1	2	3
Sewanee	—	—	—	—	—	1	1	2
Simpson	—	—	—	—	—	—	3	3
Skidmore	—	—	—	—	2	—	—	2
Smith	—	—	—	4	—	1	3	8
Sonoma St. ++	—	—	—	—	—	—	1	1
Southern-N.O. +++	—	—	—	—	—	—	3	3
Springfield	—	—	—	4	—	1	1	6
Stony Brook +	—	—	—	—	—	2	1	3
Susquehanna	—	—	—	—	—	—	1	1
Thomas More	—	1	—	—	—	—	—	1
Trinity (Conn.)	—	—	—	—	—	—	1	1
Tufts	—	—	—	—	—	7	6	13
Union (N.Y.)	—	—	—	1	—	—	—	1
Wartburg	1	—	—	—	—	3	5	9
Washington (Mo.)	—	—	—	—	—	1	1	2
Wash. & Jeff.	—	—	—	—	—	—	1	1
Wash. & Lee	—	—	—	—	1	—	—	1
Wellesley	—	—	—	—	1	—	—	1
Wesleyan (Conn.)	—	—	—	3	—	1	1	5
Westfield St.	1	—	—	—	—	—	2	3
Wheaton (Ill.)	—	—	—	6	—	—	4	10
Wheaton (Mass.)	—	—	—	—	—	16	13	29
Willamette	—	—	—	—	—	—	1	1
Wm. Paterson	—	—	—	—	—	—	2	2

	Cross Country	Golf	Rowing	Swimming	Tennis	Indoor Track	Outdoor Track	Totals
William Penn+++	—	—	—	—	—	—	1	1
William Smith.....	—	—	—	2	—	—	—	2
Williams	1	—	1	58	2	4	5	71
Wilmington (Ohio).....	—	—	—	—	—	1	—	1
Wis.-Eau Claire	—	—	—	1	—	2	4	7
Wis.-La Crosse	2	—	—	—	—	5	17	24
Wis.-Oshkosh.....	2	—	—	2	—	17	16	37
Wis.-River Falls.....	—	—	—	—	—	—	1	1
Wis.-Stevens Point.....	—	—	—	—	—	5	7	12
Wis.-Stout	—	—	—	—	—	1	—	1
Wis.-Whitewater	—	—	—	—	4	1	5	—
Wooster.....	—	—	—	1	—	—	—	1
Worcester St.	—	—	—	—	—	—	1	1
York (N.Y.).....	—	—	—	—	—	—	2	2

Photo by Todd Warshaw/NCAA Photos



Emory's Mary Ellen Gordon and Jolyn Taylor celebrate their 2003 doubles championship.

We are committed to
supporting
**Support athletics
participation
opportunities
for student-athletes**

