

MESON PRODUCTION IN p+U, O+U AND S+U INTERACTIONS AT 200 GeV/NUCLEON

NA38 Collaboration

M.C. Abreu⁵, M. Alimi⁶, C. Baglin¹, A. Baldisseri¹, A. Baldit³, M. Bedjidian⁶, P. Bordalo⁵, A. Bussière¹, P. Busson⁴, R. Cases⁹, J. Castor³, T. Chambon³, C. Charlot⁴, B. Chaurand⁴, D. Contardo⁶, E. Descroix⁶, A. Devaux³, O. Drapier⁶, J. Fargeix³, X. Felgeyrolles³, R. Ferreira⁵, P. Force³, L. Fredj³, J.M. Gago⁵, C. Gershel⁷, P. Gorodetzky⁸, B. Grosdidier⁸, J.Y. Grossiord⁶, A. Guichard⁶, J.P. Guillaud¹, R. Haroutunian⁶, D. Jouan⁷, L. Kluber⁴, R. Kossakowski¹, G. Landaud³, P. Liaud¹, C. Lourenço⁵, S. Papillon⁷, L. Peralta⁵, J.R. Pizzi⁶, C. Racca⁸, S. Ramos⁵, A. Romana⁴, R.A. Salmeron⁴, P. Sonderegger², F. Staley¹, S. Silva⁵, X. Tarrago⁷, J. Varela⁵, F. Vazeille³

(1)-Annecy, (2)-CERN, (3)-Clermont-Ferrand, (4)-Ecole Polytechnique, (5)-Lisbon, (6)-Lyon, (7)-Orsay, (8)-Strasbourg, (9)-Valencia

Presented by Luis Peralta

LIP - Av. Elias Garcia 14 - 1, P-1000 Lisboa, Portugal



Abstract

Meson production in proton, oxygen and sulphur interactions with uranium targets at 200 GeV/nucleon is studied, using like-sign decay muons. We measure the inclusive positive and negative meson cross sections $d\sigma/dP_T^2$ and study their evolution with the projectile mass assuming a $A_{proj}^{\alpha(P_T)}$ dependence. Unlike negative mesons, the $\alpha(P_T)$ parameter shows no P_T dependence for positive mesons in the range 0.4 to 3.0 GeV/c. Cross sections fitted to an exponential, give an inverse slope P_{T0} of the order of 210 MeV/c. As a function of the neutral transverse energy, P_{T0} values show a slight rise followed by a plateau. The difference between positive and negative kaons is studied as a function of transverse energy, in O+U and S+U collisions.

An important fraction of the NA38 data arises from uncorrelated π and K decays which generate both opposite-sign and like-sign muon pairs. This like-sign muon pair sample can be unambiguously traced back to π and K decays. A strong correlation in P_T exists between the parent meson and its decay muon [1]. Therefore, it is possible to extract meson distributions from the measured muon ones. Moreover, like-sign muon pairs are almost background free, as the contribution from correlated decays is found to be less than 1%.

The muon pairs are measured in the NA10 spectrometer [2], optimized to detect low mass dimuons. An electromagnetic calorimeter [3] provides a measurement of the transverse neutral energy E_T released in the interaction ($1.9 < \eta_{lab} < 4.1$). A more complete description of the experimental setup can be found elsewhere [4,5].

As only decay muons are measured, the meson production cross section must be computed in two steps: in first place a muon yield is extracted and afterwards the meson cross section is calculated using a Monte Carlo simulation based on the Fritiof Lund generator [6]. In this way, we study inclusive meson production in proton, oxygen and sulphur interactions and compare them to previous pN results.

Table 1: P_{T0} values (in MeV/c) from a fit in the range $0.7 \leq P_T \leq 1.4$ GeV/c

Charge	$p + U$	$O + U$	$S + U$
+	209 ± 3	213 ± 2	211 ± 2
-	199 ± 3	203 ± 2	211 ± 2

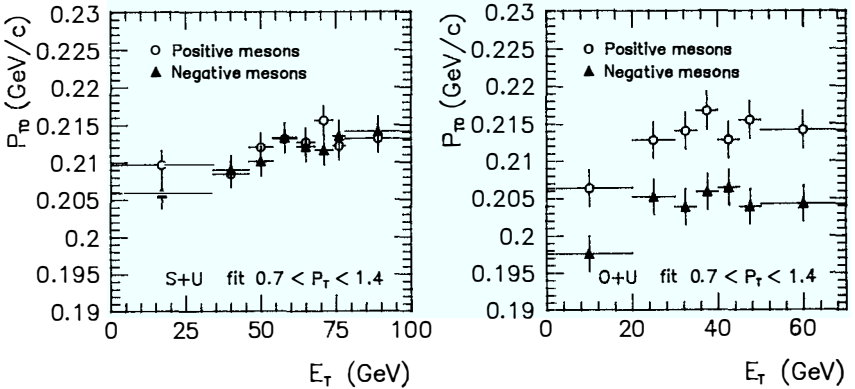


Figure 1: Inverse slope P_{T0} as a function of E_T for positive and negative mesons in S+U and O+U collisions

A fit to the differential cross section using the parametrization

$$\frac{d\sigma}{dP_T^2} \propto \exp\left(-\frac{P_T}{P_{T0}}\right)$$

is performed in the range 0.7 to 1.4 GeV/c. P_{T0} values range from 199 to 213 MeV/c (see table 1) and are close to some QCD predictions on the lattice for the transition temperature between hadron and plasma phases [7,8]. A small rise in P_{T0} with the projectile mass is also measured. Positive particle P_{T0} values are systematically above the negative particle ones. This could be attributed to kaons having a higher P_{T0} as compared to pions, as well as the fact that $K^+/\pi^+ > K^-/\pi^-$ [9].

The same analysis can be performed in different E_T regions. Figure 1 shows the behaviour of P_{T0} as a function of the transverse energy E_T , for S+U and O+U systems, and for both charges. A slight increase with E_T , followed by a plateau is seen. The same picture has already been reported by other heavy ion experiments [10,11].

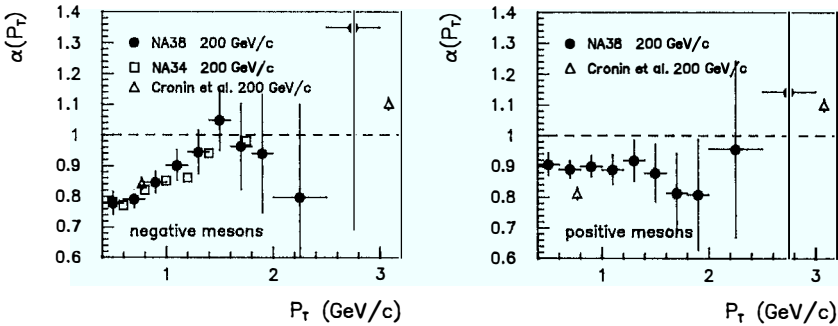


Figure 2: The $\alpha(P_T)$ parameter for negative and positive mesons, measured in S+U and O+U interactions

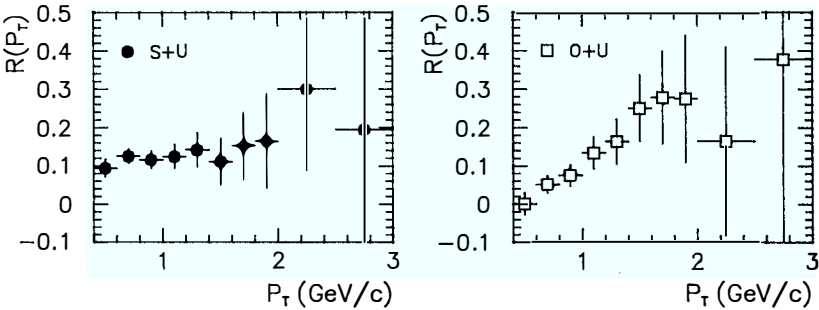


Figure 3: The ratio $R(P_T)$ for S+U and O+U collisions

We study the evolution of the differential production cross section with the projectile mass A assuming a power law dependence $(d\sigma/dP_T^2)_{AB} \propto A^{\alpha(P_T)}$. The variation of α as a function of P_T taking into consideration only the ion data (O+U and S+U interactions) is shown in fig. 2. For negative mesons $\alpha(P_T)$ increases with P_T (Cronin effect [12]). The measured values are compatible with the ones obtained by other experiments [11,12]. For positive mesons $\alpha(P_T)$ shows no P_T dependence in the measured range.

Information on K production can be extracted from the normalized difference between positive and negative meson cross sections $(\sigma^+ - \sigma^-)/\sigma^-$. Assuming that, for O+U and S+U interactions, π^+ and π^- production rates are equal in the central rapidity region, we have:

$$R = \frac{\sigma^+ - \sigma^-}{\sigma^-} \equiv \frac{(\pi^+ + K^+) - (\pi^- + K^-)}{(\pi^- + K^-)} \approx \frac{K^+ - K^-}{\pi^- + K^-}$$

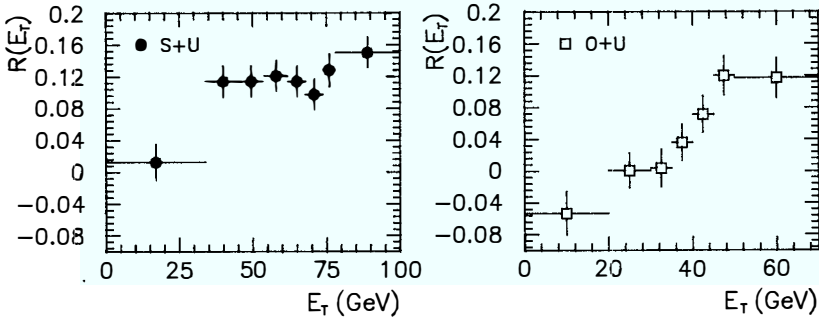


Figure 4: The ratio $R(E_T)$ for S+U and O+U collisions

The ratio R as a function of P_T is shown in fig. 3 for S+U and O+U collisions. A rise with P_T is observed for both systems. This shows an increase in the K^+/π production in comparison to K^-/π production with P_T . The ratio R can also be computed as a function of E_T for $P_T \geq 0.4$ GeV/c. For both S+U and O+U collisions (fig. 4) a clear increase of R with E_T is observed.

References

- [1] P. Sonderegger et al., Z. Phys. C38 (1988) 129
- [2] L. Anderson et al., Nucl. Instr. Meth. 223 (1984) 26
- [3] A. Devaux, Nucl. Phys. A498 (1989) 509c
- [4] C. Baglin et al., Phys. Lett. 220B (1989) 471
- [5] J.Y. Grossiord et al., Nucl. Phys. A498 (1989) 249c
- [6] B. Nilsson-Almqvist, E. Stenlund, Comp. Phys. Commun. 43 (1987) 387;
B. Andersson, G. Gustafson and B. Nilsson-Almqvist, Nucl.Phys. B281 (1987) 289
- [7] T. Çelik, J. Engels, H. Satz, Nucl. Phys. B 256 (1985) 670
- [8] J. Cleymans, R. V. Gavai and E. Suhonen, Phys. Rep. 130 (1986) 217
- [9] P. Vincent et al., Nucl. Phys. A498 (1989) 67c
- [10] R. Albrecht et al., Phys. Lett. 201B (1988) 390
- [11] T. Åkesson et al., Z. Phys. C46 (1990) 361
- [12] J.W. Cronin et al., Phys. Rev. D11 (1975) 3105;
D. Antreasyan et al., Phys. Rev. D19 (1979) 764