



E13-98-106

V.Z.Maidikov*, V.V.Bashevoy

AN ALTERNATIVE BEAM LINE
AT THE **U-400M** CYCLOTRON
FOR **RIB** SEPARATION AND TRANSPORT
TO THE **FOBOS** SPECTROMETER
(The Technical Proposal)



Submitted to the 15th International Conference on Cyclotrons
and their Applications — CYCLOTRONS-98, June, 1998, Caen, France

Sw 98 43

*On leave from the Institute for Nuclear Research of the National
Academy of Sciences of the Ukraine, Kiev, Ukraine

Introduction.

The very high efficiency of the FOBOS $4\text{-}\pi$ spectrometer [1] is very suitable for different experiments performance with beams of radioactive nuclei having a rather low intensity. The existing beam-transport line from the U-400M cyclotron to the FOBOS, as it has been shown by the detailed analysis of its ion-optical parameters, have a very low efficiency for the RIB transport and it needs the modernization [2]. However, the U-400M cyclotron have another beam-extraction channel working in the beam charge-exchange mode of extraction, situated at the opposite side of the existing beam-transport line [3].

We have analyzed the possibility for this back-side beam extraction channel to be used for RIB separation and transport to the FOBOS setup. Results of this analysis are presented in this paper.

Initial conditions.

At the starting point of the design of new RIB separation and transport line we are limited by three main initial conditions:

1. The fixed position of the beam-extraction channel from the cyclotron and fixed position of the FOBOS spectrometer.
2. The fixed directions of the beam axis of the beam-extraction channel from cyclotron and the beam entrance to the FOBOS with fixed angle between these directions equal to 35° .
3. For the new beam-line channel design we may use only available standard magnetic elements similar to the ones of the main U-400M beam-transport line.

The aim of this work was to design the RIB separator with the maximum selectivity and maximum efficiency, for the adequate FOBOS operation, under the above mentioned initial conditions.

Description of the separator.

The scheme of the proposed separator for the back-side of the U-400M cyclotron is shown in Fig. 1.

It is a symmetric achromat with the mirror symmetry about the point of the intermediate dispersive focus and the double focussing in the final achromatic focus. The main part of the separator consists of $4 \times 35^\circ$ bending magnets (the total bending angle being 140°),

providing the beam dispersion in the intermediate focus and compensation of this dispersion at the final focus. The beam focussing is provided by two triplets and two doublets of quadrupole lenses at the entrance and at the exit of each part of the separator. Thus the optical scheme of separator is F0QQQDDQQF1QQDDQQF2. The dispersive intermediate focus is not stigmatic. At this point the horizontal focussing in the plane of separator dispersion is better than in the vertical direction. The momentum dispersion in the intermediate focus is 1.25 cm/%, the horizontal magnification - 0.6, vertical magnification - 2.75. At the final achromatic focal point the linear and the angular magnification coefficients in both horizontal and vertical directions are equal to the unity.

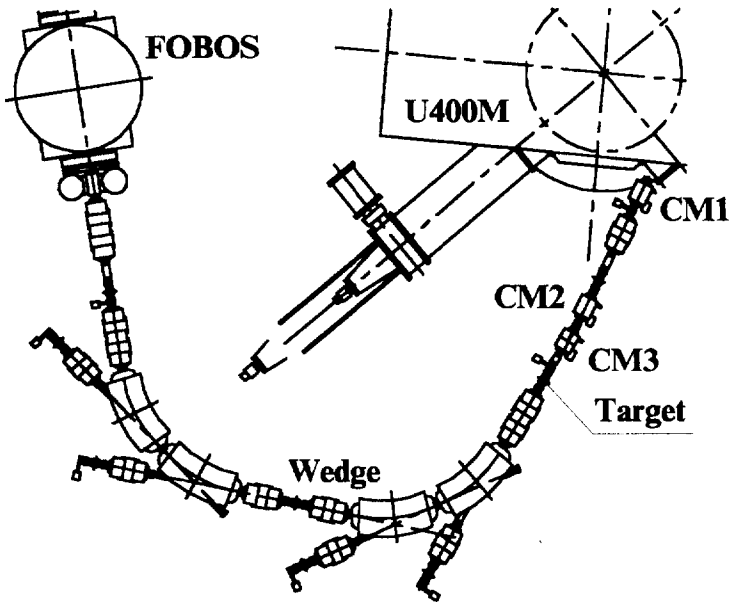


Fig. 1. Schematic drawing of the new U-400M RIB separator.

At the target position distance of 65 cm from the entrance of the first quadrupole triplet and the inner ion guide vacuum chamber diameter of 6.3 cm, the angular acceptance of the separator is $\Delta\Theta = \pm 15$ mrad in the horizontal plane and $\Delta\varphi = \pm 15$ mrad in the vertical plane.

The momentum acceptance of the separator with this vacuum chamber diameter is $\Delta P/P = \pm 0.5\%$.

The envelopes of ion trajectories in the separator in horizontal and vertical planes are shown in Fig. 2. Horizontal and vertical dimensions of the beam in the separator do not exceed ± 3 cm. The total separator length along the beam axis is 18 m. The whole beam line length from the production target to the target of the FOBOS spectrometer is 23.5 m.

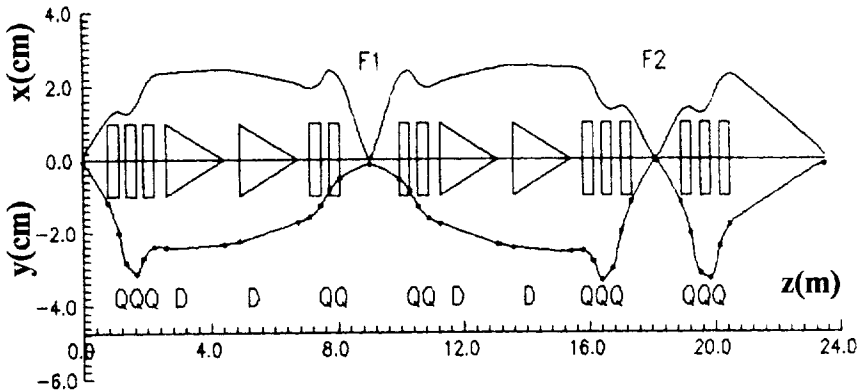


Fig. 2. Beam profile along the separator in the horizontal (X) and vertical (Y) planes for 1-mm target size in diameter and no beam momentum spread.

The beam extracted from the cyclotron is focused on the RIB production target, placed in the initial point of separator, by means of the standard for the U-400M beam preparation system, consisting of the correcting magnet CM1 and doublet of quadrupole lenses. An additional pair of correcting magnets CM2, CM3 in front of the RIB production target makes it possible to separate the secondary beam, emitted from the production target, at different angles in the angular interval $\pm 5^\circ$ with respect to the primary beam direction.

The RIB separation at the distinct from the 0° angle permits one to decrease significantly the contaminations of the primary beam particles in the secondary beam and to choose the compromise conditions between the maximum RIB yield and the minimum of background contaminations.

The final focus of the separator is transmitted to the FOBOS target by means of the quadrupole triplet.

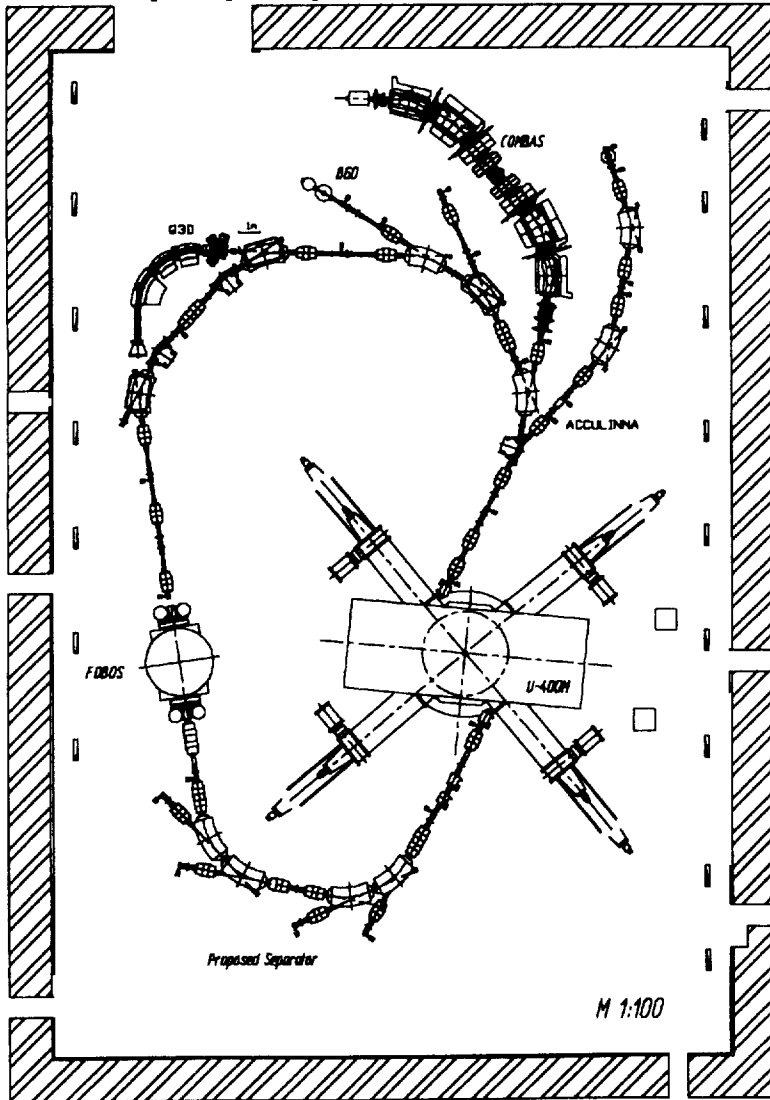


Fig.3. The U-400M beam switchyard layout with the back-side beam line with the new separator.

The proposed new beam line may serve also as an economic alternative to the existing U-400M beam transport line to the FOBOS setup. It consists of 4 bending magnets as compared to 8 magnets in the existing beam line, and 15 quadrupole lenses contrary to 22 lenses. Moreover, it permits to create 4 additional experimental areas at the U-400M back-side on straight outlets of each bending magnet, as it shown at the lower part of Fig. 1, 3. Some part of each beam lines could serve also as a magnetic analyzer of charged particles emitted from the FOBOS target at the 0° direction. In principle, one could plan the colliding beams experiments performing using both beam lines or to close both beam lines into the storage ring around the cyclotron.

Resume

The first order ion-optic calculations performed together with the graphical modeling permits us to propose a new variant of the beam-transport line from the back-side of the U-400M cyclotron to the FOBOS spectrometer. This beam line could be built in a rather short time without large financial expenditures from available magnetic and vacuum elements. The new beam line could even be considered as an economic alternative to the existing beam line and as a RIB separator.

This work is the result of the pre-design R&D aimed to develop the U-400M cyclotron facilities for the RIB experiments performance with the FOBOS spectrometer.

The ion-optical calculations of the new separator parameters were performed using the TRANSPORT computing code (version of 1975) [4] on the 386PC/AT computer. Graphical modeling was made on the SUNSPARCstation [5] in the AutoCAD environment [6].

Acknowledgments

One of the authors (V.Z.M.) is very indebted to Dr.V.N.Melnikov for the computing code presentation, valuable help with the computing procession and very useful discussions.

References

1. H.-G.Ortlepp et al., Print ZFK -734, Rossendorf 1990 Status Report FZR 92-11, Rossendorf 1992
2. V.Z.Maidikov et al., Heavy Ion Physics. VI Internat. School-Seminar Abstracts. Dubna 1997, p. 207; and to be published
3. G.G.Gulbekyan et al. Heavy Ion Physics. JINR FLNR Sci. Rep. 1991 - 1992, Dubna 1992. p. 273
4. K.L.Browne et al., CERN Report 80-04, 1980
5. Sun Microsystems Inc. Site, <http://www.sun.com>
6. AutoCAD Reference Manual, AutoDesk, June 1992

Received by Publishing Department
on April 23, 1998.

**The Publishing Department
of the Joint Institute for Nuclear Research
offers you to acquire the following books:**

Index	Title
94-55	Proceedings of the International Bogoliubov Memorial Meeting. Dubna, 1993 (216 p. in Russian and English)
D3,14-95-323	VII School on Neutron Physics. Lectures. Vol.1. Dubna, 1995 (356 p. in Russian and English)
E10,11-95-387	Proceedings of the ESONE International Conference 'RTD'94 on REAL TIME DATA 1994 with Emphasis on Distributed Front-End Processing. Dubna, 1994 (358 p. in English)
D15-96-18	Proceedings of the International Workshop Charge and Nucleon Radii of Exotic Nuclei. Poznan, 1995 (172 p. in Russian and English)
E9-96-21	Proceedings of VII ICFA Beam Dynamics Workshop on «Beam Issues for Multibunch, High Luminosity Circular Colliders». Dubna, 1995 (198 p. in English)
E2-96-100	Proceedings of the 3rd International Symposium «Dubna Deuteron-95». Dubna, 1995 (374 p. in English)
E2-96-224	Proceedings of the VII International Conference «Symmetry Methods in Physics». Dubna, 1996 (2 volumes, 630 p., in English)
E-96-321	Proceedings of the International Conference «Path Integrals: Dubna'96». Dubna, 1996 (392 p. in English)
E3-96-336	Proceedings of the IV International Seminar on Interaction of Neutrons with Nuclei. Dubna, 1996 (396 p. in English)
E3-96-369	Proceedings of the X International Conference «Problems of Quantum Field Theory». Dubna, 1996 (437 p. in English)
E3-96-507	Proceedings of the International Workshop «Polarized Neutrons for Condensed Matter Investigations». Dubna, 1996 (154 p. in English)
D1,2-97-6	Proceedings of the International Workshop «Relativistic Nuclear Physics: from MeV to TeV». Dubna, 1996 (2 volumes 418 p. and 412 p. in English and Russian)
E7-97-49	Proceedings of the 3rd International Conference «Dynamical Aspects of Nuclear Fission». Slovakia, 1996 (426 p. in English)
E1,2-97-79	Proceedings of the XIII International Seminar on High Energy Physics Problems. Relativistic Nuclear Physics and Quantum Chromodynamics. Dubna, 1996 (2 volumes, 364 p. and 370 p. in English)
D5,11-97-112	Proceedings of the 9th International Conference «Computational Modelling and Computing in Physics». Dubna, 1996 (378 p. in English)

Index	Title
E2-97-213	Proceedings of the V International Seminar on Interaction of Neutron with Nuclei «Neutron Spectroscopy, Nuclear Structure, Related Topics». Dubna, 1997 (446 p. in English)
E2.4-97-263	Proceedings of the Third International Conference «Renormalization Group'96». Dubna, 1996 (436 p. in English)
E10-97-272	Proceedings of the Data Acquisition Systems of Neutron Experimental Facilities (DANEF'97). Dubna, 1997 (325 p. in English)
D19-97-284	Proceedings of the International Symposium «Problems of Biochemistry, Radiation and Space Biology». Dubna, 1997 (2 volumes 284 p. and 405 p. in Russian and English)
E2-97-413	Proceedings of the VII Workshop on High Energy Spin Physics (SPIN'97). Dubna, 1997 (398 p. in English)

Please apply to the Publishing Department of the Joint Institute for Nuclear Research for extra information. Our address is:

Publishing Department
 Joint Institute for Nuclear Research
 Dubna, Moscow Region
 141980 Russia
 E-mail: publish@pds.jinr.dubna.su.

Майдиков В.З., Башевой В.В.

E13-98-106

Альтернативный канал пучков ионов на циклотроне У-400М для сепарации вторичных пучков радиоактивных ядер и их транспортировки на спектрометр ФОБОС (Техническое предложение)

Представлены результаты первого этапа разработки проекта нового канала транспортировки пучков ионов на циклотроне У-400М, предназначенного для сепарации вторичных пучков радиоактивных ядер и их транспортировки на спектрометр ФОБОС. Проведенные ионно-оптические расчеты и графическое моделирование дают основание для технического предложения по сооружению более экономичного по сравнению с существующим канала транспортировки пучков ионов, существенно расширяющего экспериментальные возможности циклотрона У-400М и спектрометра ФОБОС.

Работа выполнена в Лаборатории ядерных реакций им. Г.Н.Флерова ОИЯИ.

Препринт Объединенного института ядерных исследований. Дубна, 1998

Maidikov V.Z., Bashevoy V.V.

E13-98-106

An Alternative Beam Line at the U-400M Cyclotron for RIB Separation and Transport to the FOBOS Spectrometer (The Technical Proposal)

The first order ion-optic calculations performed together with the graphical modeling permits us to propose a new variant of the beam-transport line from the backside of the U-400M cyclotron to the FOBOS spectrometer. This beam line could be built in a rather short time without large financial expenditures from available magnetic and vacuum elements. The new beam line could even be considered as an economic alternative to the existing beam line and as a RIB separator.

This work is the result of the pre-design R&D aimed to develop the U-400M cyclotron facilities for the RIB experiments performance with the FOBOS spectrometer.

The investigation has been performed at the Flerov Laboratory of Nuclear Reactions, JINR.

Preprint of the Joint Institute for Nuclear Research. Dubna, 1998

Макет Т.Е.Попеко

Подписано в печать 20.05.98
Формат 60 × 90/16. Офсетная печать. Уч.-изд. листов 0,87
Тираж 335. Заказ 50664. Цена 1 р.

Издательский отдел Объединенного института ядерных исследований
Дубна Московской области