



Study of light-meson resonances decaying to $K_S^0 K \pi$ in the $B \rightarrow (K_S^0 K \pi) K$ channels

LHCb collaboration[†]

Abstract

A study is presented of $B^+ \rightarrow K_S^0 K^- \pi^+ K^+$ and $B^+ \rightarrow K_S^0 K^+ \pi^- K^+$ decays based on the analysis of proton-proton collision data collected with the LHCb detector at centre-of-mass energies of 7, 8 and 13 TeV, corresponding to an integrated luminosity of 9 fb^{-1} . The $K_S^0 K \pi$ invariant-mass distributions of both B^+ decay modes show, in the $m(K_S^0 K \pi) < 1.85 \text{ GeV}$ mass region, a rich spectrum of light-meson resonances, resolved using an amplitude analysis. A complex mixture of $J^{PC} = 0^{-+}, 1^{++}$ and 1^{+-} resonances is observed, dominated by $\eta(1405)$, $\eta(1470)$, $\eta(1760)$, $f_1(1285)$, $f_1(1420)$ and $h_1(1405)$ resonances. The $K_S^0 K \pi$ Dalitz plots are dominated by asymmetric crossing $K^* \bar{K}$ bands which are different for the two B^+ decay modes. This is due to a different interference pattern between the 1^{++} and 1^{+-} amplitudes in the two channels. Branching fractions are measured for each resonant contribution.

Submitted to Phys. Rev. D

© 2025 CERN for the benefit of the LHCb collaboration. CC BY 4.0 licence.

[†]Authors are listed at the end of this paper.

1 Introduction

Quantum chromodynamics (QCD) allows, in addition to mesons and baryons, the existence of exotic states such as glueballs, hybrids, and multiquark states. In particular, gluonium states have been extensively searched for over the past few decades in several processes such as radiative decays of charmonium, central production, $\bar{p}p$ annihilations, *etc.* [1]. The experimental confirmation of states having valence gluon content would provide fundamental information about QCD in the confinement regime and would be a direct test of QCD theory [2]. Significant progress on the experimental side has been made, but many issues remain unresolved [1, 3]. In the sector of the pseudoscalar glueball [4], phenomenological models [5–7] calculate a mass around 1.4 GeV,¹ while lattice QCD calculations [2] predict a mass around 2.5 GeV. The difference in predicted masses is caused by the assumed effective gluon mass inside the hadrons [4].

One of the most interesting and disputed questions is the nature of the pseudoscalar structure with a mass around 1.4 GeV, the so-called “ $\iota(1440)$ ” state. This was first observed in the early 1980s by the Mark II and Crystal Ball collaborations [8, 9] in the $K\bar{K}\pi$ final state using J/ψ radiative decays. A summary of the experimental and phenomenological status of the subject can be found in Ref. [10]. The structure has been subsequently confirmed by different experiments and is often interpreted as the combination of three states: two pseudoscalars, the $\eta(1405)$, $\eta(1475)$ and one axial state, the $f_1(1420)$ meson [11]. Pseudoscalar structures in the mass region below 2 GeV are also observed in the $\eta^{(\prime)}\pi\pi$ and VV (where V refers to ρ, ω vector mesons) final states [10]. Whether these observed pseudoscalar structures originate from the same source remains unclear. However, an amplitude analysis of $J/\psi \rightarrow \gamma\omega\omega$ decays by the BES experiment provides strong evidence of a pseudoscalar state, labeled as the $\eta(1760)$ [12]. Recently, the BESIII experiment has performed a high-yield partial-wave analysis of the $K_S^0 K_S^0 \pi^0$ system produced in radiative J/ψ decays [13], confirming the previously observed resonance composition of the structure around 1.4 GeV.

The $K_S^0 K \pi$ mass region below 1.6 GeV is further complicated by the presence of two $J^{PC} = 1^{++}$ states, $f_1(1420)$ and $f_1(1510)$, both potential candidates for the $s\bar{s}$ member of the $J^{PC} = 1^{++}$ nonet. The $f_1(1420)$ state is observed in $\pi^- p$ interactions and central production [14], while the $f_1(1510)$ resonance is mostly seen in $K^- p$ interactions [15, 16]. In the latter, strong interference effects are observed between the $J^{PC} = 1^{++}$ $f_1(1510)$ and the $J^{PC} = 1^{+-}$ $h_1(1415)$ states [15]. The presence of two $J^{PC} = 1^{++}$ states close in mass suggests the possibility that the $f_1(1420)$ could be a $K^* \bar{K}$ molecule [17].

In the present paper, a study of the $B^+ \rightarrow K_S^0 K^- \pi^+ K^+$ and $B^+ \rightarrow K_S^0 K^+ \pi^- K^+$ final states is presented.² These decays can proceed through different diagrams, as shown in Fig. 1. Decays of B mesons to final states with strangeness have been proposed as potential channels for searching for gluonium states [18]. A possible diagram for the production of a gluonium state R^0 decaying to $K_S^0 K \pi$ is shown in Fig. 1(a). However, in the same B decays, contributions from $s\bar{s}$ and $u\bar{u}$ resonances are also expected (see Fig. 1(b)–(d)). Possible diagrams describing the $B^+ \rightarrow K_S^0 K^- \pi^+ K^+$ and $B^+ \rightarrow K_S^0 K^+ \pi^- K^+$ nonresonant decays are shown in Fig. 2. Note that the $K_S^0 K \pi$ system is charge-conjugated in the two B^+ decay modes.³

¹Natural units with $\hbar = c = 1$ are used throughout this paper.

²The inclusion of charge-conjugate processes is implied throughout the paper.

³Kaons and pions charges are not indicated when the sentence refers to both B^+ decay modes.

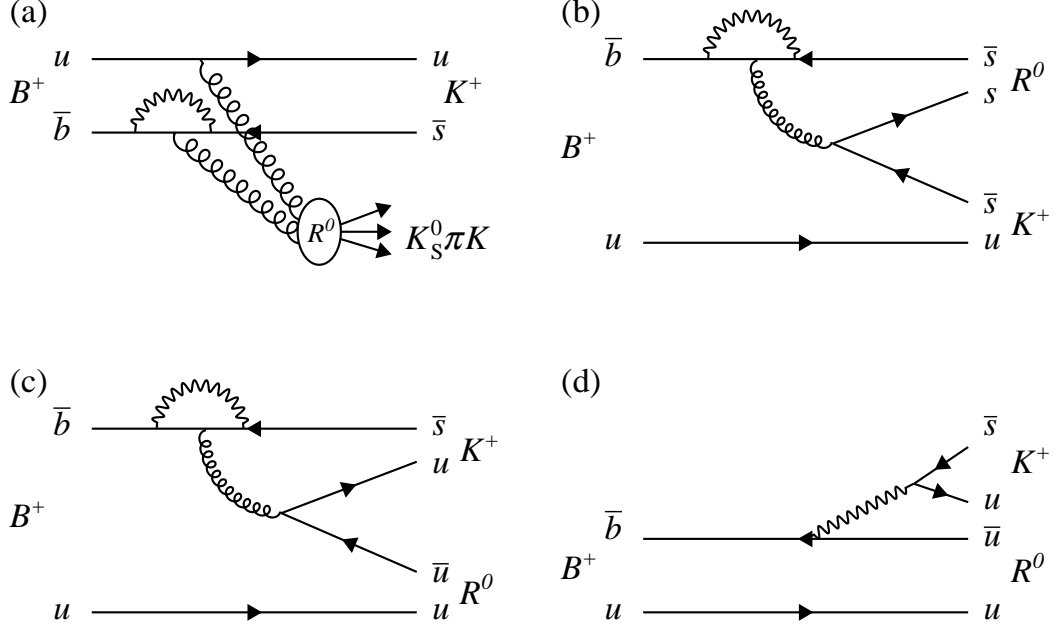


Figure 1: Possible diagrams for B^+ decays involving the production of a resonance R^0 being: (a) a gluonium state, (b) a $s\bar{s}$ meson, (c)–(d) an $u\bar{u}$ meson.

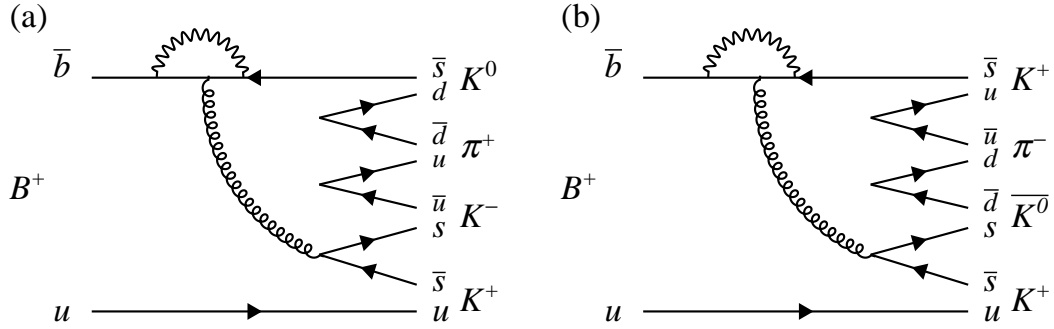


Figure 2: Possible diagrams describing (a) $B^+ \rightarrow K^0 K^- \pi^+ K^+$ and (b) $B^+ \rightarrow \bar{K}^0 K^+ \pi^- K^+$ nonresonant decays.

Very little is known at present about charmless B decays to pseudoscalar and axial meson resonances [19]. The BaBar collaboration [20] has studied neutral resonances, referred to R^0 in the following, in the $B^+ \rightarrow R^0 K^+$ decays, where the R^0 mass spectra were interpreted as signals from $\eta(1475) \rightarrow K^* \bar{K}$ and $\eta(1295) \rightarrow \eta \pi^+ \pi^-$.

2 Detector, data and simulation

The LHCb detector [21, 22] is a single-arm forward spectrometer covering the pseudo-rapidity range $2 < \eta < 5$, designed for the study of particles containing b or c quarks.

The detector elements particularly relevant to this analysis are: a silicon-strip vertex detector (VELO) [23] surrounding the pp interaction region that allows c and b hadrons to be identified by exploiting their characteristically long flight distance; a tracking system that provides a measurement of the momentum, p , of charged particles; and two ring-imaging Cherenkov detectors that are able to discriminate between different species of charged hadrons. Photons, electrons and hadrons are identified by a calorimeter system consisting of scintillating-pad and preshower detectors, an electromagnetic and a hadronic calorimeter. Muons are identified by a system composed of alternating layers of iron and multiwire proportional chambers.

The analysis is performed on pp collisions data at centre-of-mass energies 7, 8 and 13 TeV collected by the LHCb experiment during Run1 and 2 and corresponding to an integrated luminosity of 9 fb^{-1} . The online event selection is performed by a trigger [24], which consists of a hardware stage, based on information from the calorimeter and muon systems, followed by a software stage, which applies a full event reconstruction. During offline selection, trigger signatures are associated with reconstructed particles. Since the trigger system uses the transverse momentum of the charged particles with respect to the beam axis, p_T , the phase-space and time acceptance is different for events where signal tracks were involved in the trigger decision and those where the trigger decision was made using information from the rest of the event only. Data from both trigger conditions are used but studied separately for consistency tests and for the evaluation of systematic uncertainties.

Simulation is required to model the effects of the detector acceptance and the applied selection requirements. In the simulation, pp collisions are generated using PYTHIA [25] with a specific LHCb configuration [26]. Decays of unstable particles are described by EVTGEN [27], in which final-state radiation is generated using PHOTOS [28]. The interaction of the generated particles with the detector, and its response, are implemented using the GEANT4 toolkit [29] as described in Ref. [30]. In the simulation, B^+ meson decays are modeled according to a phase-space distribution.

3 Event selection

This paper presents a study of the two B^+ decay modes, $B^+ \rightarrow (K_S^0 K^- \pi^+) K^+$ and $B^+ \rightarrow (K_S^0 K^+ \pi^-) K^+$ [31], in the region of $m(K_S^0 K \pi) < 1.85 \text{ GeV}$. Candidate K_S^0 mesons are reconstructed via their decay into the $\pi^+ \pi^-$ final state, classified into two categories. The first includes K_S^0 mesons that decay early enough for the pions to be reconstructed within the VELO, referred to as long K_S^0 (K_{SLL}^0). The second category includes K_S^0 mesons that decay later, resulting in pion track segments that lie outside the VELO, referred to as downstream K_S^0 (K_{SDD}^0). While the K_{SLL}^0 category has better mass, momentum and vertex resolution, the number of K_{SDD}^0 candidates is approximately twice as large.

Candidate B^+ mesons are formed by combining the K_S^0 candidate with three additional charged tracks. A kinematic fit of the entire decay tree is performed [32], under the assumption that the B^+ candidate originates from a good-quality primary vertex. The selection of K_S^0 and B^+ candidates requires appropriate particle-identification information for each track and imposes broad invariant-mass selections around the known K_S^0 and B^+ masses [19].

To suppress background contribution, in particular the combinatorial background

formed from random combinations of unrelated tracks, the candidates satisfying the trigger requirements are filtered by a loose selection, followed by a multivariate analysis optimized separately for each final state. The selection criteria are tuned to minimize correlation of the signal efficiency with the kinematic variables, resulting in a better control of the corresponding systematic uncertainties. As a result, the selection relies minimally on the kinematics of the final-state particles and instead focuses on the topological features associated with the detached vertex of the B^+ candidate. These features include the impact parameters of the B^+ candidate and its decay products, the fit quality of the decay vertices of the B^+ and K_S^0 candidates, and the separation of these vertices from each other and from the primary vertex.

The separation of signal from combinatorial background is achieved by means of a boosted decision tree (BDT) classifier [33, 34], implemented within the TMVA toolkit [35]. For this analysis a BDT with a gradient boosting algorithm [36] is used, with separate classifiers for the K_{SLL}^0 and K_{SDD}^0 categories.

Although the amplitude analysis is performed for $m(K_S^0 K \pi) < 1.85$ GeV (see Sec. 5), to obtain information on the resonant contribution in an extended mass region, the classifiers are trained using data and simulated signal decays with $m(K_S^0 K \pi) < 2.5$ GeV from both B^+ decay modes. The simulation matches the relative yields of the dataset at the various center-of-mass energies. It is assumed that the efficiencies for the reconstruction of the $B^+ \rightarrow K_S^0 K^- \pi^+ K^+$ and $B^+ \rightarrow K_S^0 K^+ \pi^- K^+$ decays are the same. Data from the lower and upper mass sidebands of the B^+ signal region are used as background proxy in the BDT training, as indicated in Fig. 3. The composition of the background sample reflects the data-taking conditions, and events from the sidebands from both B^+ decays are included in equal proportions. The optimization of the BDT-classifier working point is performed by considering the figure-of-merit

$$S = \frac{N_{\text{sig}}}{\sqrt{N_{\text{sig}} + N_{\text{bkg}}}}, \quad (1)$$

where N_{sig} and N_{bkg} represent the B^+ signal, respectively, in the signal region and combinatorial background yield in the signal region evaluated by fitting the $m(K_S^0 K \pi K)$ mass distributions.

In order to facilitate the extraction of the K_S^0 and B^+ signal and combinatorial background components from these invariant-mass spectra, a kinematic fit of the decay without constraints on the masses of the K_S^0 and B^+ is performed. The binned $\pi^+ \pi^-$ invariant-mass distributions for K_{SLL}^0 and K_{SDD}^0 candidates are fitted separately. The fit model uses the sum of two Gaussian functions sharing the same mean for the signal and a linear function for the background. An effective resolution is computed as

$$\sigma_{\text{eff}} = f\sigma_1 + (1 - f)\sigma_2 \quad (2)$$

where σ_1 and σ_2 indicate the width of the two Gaussian functions and f is the fraction of the first Gaussian contribution. The resulting effective resolutions are $\sigma_{\text{eff}} = 2.5$ MeV and $\sigma_{\text{eff}} = 6.5$ MeV for the LL and DD categories, respectively. The K_S^0 signals are selected within $3.0 \sigma_{\text{eff}}$ of the fitted K_S^0 mass of 497.8 MeV.

To improve the resolution of the other invariant masses, the energy of the selected candidate K_S^0 is calculated as

$$E_{K_S^0} = \sqrt{p_{K_S^0}^2 + m_{K_S^0}^2}, \quad (3)$$

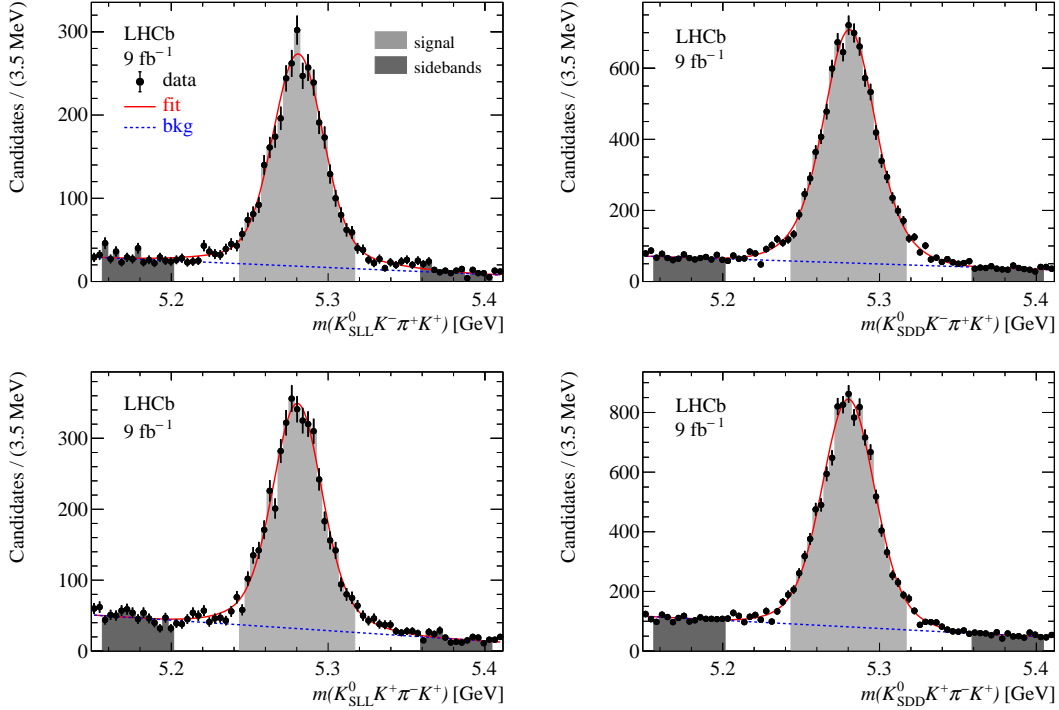


Figure 3: Distributions of the (top) $K_S^0 K^- \pi^+ K^+$ and (bottom) $K_S^0 K^+ \pi^- K^+$ invariant mass for (left) K_{SLL}^0 and (right) K_{SDD}^0 candidates.

where $p_{K_S^0}$ is the reconstructed K_S^0 momentum, and $m_{K_S^0}$ the known K_S^0 mass [19]. Compared to using the K_S^0 mass constraint, this method achieves the same resolution for the $K_S^0 K \pi K$ invariant mass but results in a slightly worse resolution, by $\sim 6\%$, for the $K_S^0 K \pi$ invariant mass. However, it retains the ability to extract both the B^+ and K_S^0 signals and the combinatorial background from a fit to the $K_S^0 K \pi K$ and $\pi^+ \pi^-$ invariant-mass spectra.

Particle identification of the three charged hadrons is performed using the output of a neural network (NN) trained on the information of all the relevant subdetectors. The figures of merit are expressed as $P_K = \text{NN}_K(1 - \text{NN}_\pi)$ for kaon identification and $P_\pi = \text{NN}_\pi(1 - \text{NN}_K)$ for pion identification, where NN_π and NN_K are the NN probabilities for pion and kaon identification, respectively. Very loose selections are applied to these quantities to maximize the significance of the B^+ candidate invariant-mass peak as a function of P_K or P_π . Tests performed using a large $\eta_c \rightarrow K_S^0 K \pi$ sample [31] show that $(0.35 \pm 0.05)\%$ and $(3.0 \pm 0.1)\%$ of η_c signal decays are removed from both B^+ decays under the pion and kaon hypotheses, respectively. This procedure ensures that minimal bias is introduced into the angular distributions of the B^+ decays. With such particle-identification requirements it is found that data and simulation agree, in fractional η_c losses, within two standard deviations (σ).

Figure 3 shows the $K_S^0 K^- \pi^+ K^+$ and $K_S^0 K^+ \pi^- K^+$ invariant-mass spectra for the selected candidates, separated by K_{SLL}^0 and K_{SDD}^0 categories. The fits give a signal peak B^+ -mass value of 5280.0 MeV and an effective width of $\sigma_{\text{eff}} = 17.7$ MeV. Signal candidates are selected in a window of $\pm 2\sigma_{\text{eff}}$ (used in the amplitude analysis reported in Sec. 5) of the fitted B^+ mass, common to the four datasets. Table 1 lists the fitted yields and

Table 1: Fitted B^+ signal yield and purity for $K_S^0 K^- \pi^+ K^+$ and $K_S^0 K^+ \pi^- K^+$ final states separated by K_S^0 type.

Final state	B^+ signal yield	B^+ purity [%]
$K_S^0 K^- \pi^+ K^+$		
K_{SLL}^0	2911 ± 68	87.1 ± 0.6
K_{SDD}^0	7672 ± 116	87.7 ± 0.4
$K_S^0 K^+ \pi^- K^+$		
K_{SLL}^0	3497 ± 86	83.5 ± 0.6
K_{SDD}^0	8955 ± 112	83.7 ± 0.4

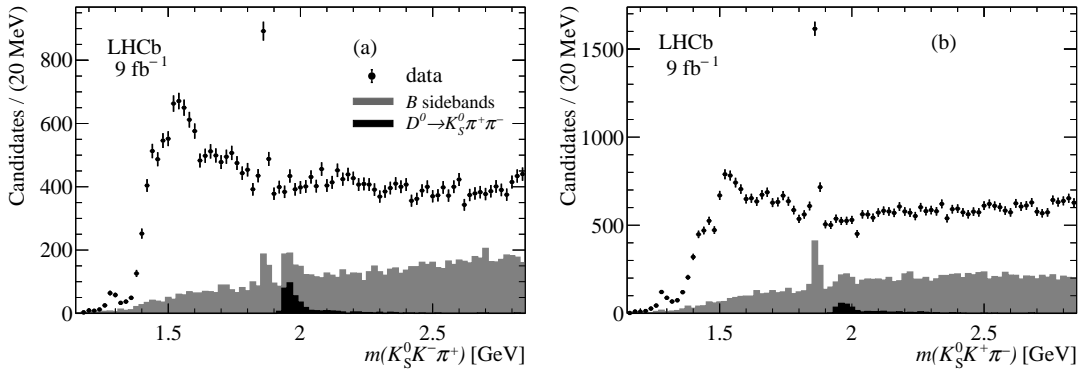


Figure 4: $K_S^0 K \pi$ invariant-mass distributions for (a) $B^+ \rightarrow K_S^0 K^- \pi^+ K^+$ and (b) $B^+ \rightarrow K_S^0 K^+ \pi^- K^+$ candidates in the B^+ signal region. The gray distributions are obtained from the B^+ mass sidebands normalized to the expected background in the signal region, the black distributions show the $D^0 \rightarrow K_S^0 \pi^+ \pi^-$ reflection from pions misidentified as kaons.

purities (P) in the B^+ signal region for the different datasets, where the purity is defined as

$$P = \frac{N_{\text{sig}}}{N_{\text{sig}} + N_{\text{bkg}}}. \quad (4)$$

It is found that P , for the four datasets, does not depend on the collision energy nor the data-taking conditions, which simplifies the amplitude analysis and they are analysed together. Approximately 0.02% of the events contain multiple B^+ decay candidates, all of which are retained for further analysis.

The $K_S^0 K \pi$ invariant-mass spectra for events in the B^+ signal region, summed over the K_{SLL}^0 and K_{SDD}^0 datasets, are shown in Fig. 4. The lower and upper mass sidebands around the B^+ signal peak, representing the background, defined in the ranges $[-6\sigma_{\text{eff}}, -4\sigma_{\text{eff}}]$ and $[4\sigma_{\text{eff}}, 6\sigma_{\text{eff}}]$, are superimposed onto the $K_S^0 K \pi$ invariant-mass spectrum from the B^+ signal region. For the $B^+ \rightarrow K_S^0 K^+ \pi^- K^+$ final state, which has two kaons with the same charge, the smallest of the two possible mass combinations is plotted. Notably, for $m(K_S^0 K \pi) < 2.3 \text{ GeV}$, there is only one combination possible.

The $K_S^0 K \pi$ mass spectra show a peak at the position of the $f_1(1285)$ resonance, followed by a broad enhancement suggesting the presence of several states. A $D^0 \rightarrow K_S^0 K \pi$ peak is visible, originating from the open-charm decay $B^+ \rightarrow \bar{D}^0 K^+$. The structure above 1.9 GeV, which appears only in the background samples, is due to reflections from $D^0 \rightarrow K_S^0 \pi^+ \pi^-$

decays, where one pion is misidentified as a kaon. This D^0 background contribution has two different sources: (a) $B^+ \rightarrow \bar{D}^0\pi^+$ and (b) D^0 open-charm production in the background. The B^+ contribution is reconstructed by assigning the pion mass to both kaon candidates and selecting the candidate if the recalculated masses fall within mass windows around the D^0 and B^+ masses. The contribution (b) is reconstructed after having enhanced the D^0 signal by requiring the $K_S^0\pi^\pm$ mass to be in the $K^{*\pm}$ mass region. The combination of these two selections is illustrated by the black distributions shown in Fig. 4. This contribution is subsequently removed from the sidebands sample.

4 Mass resolution, efficiency and background

The $K_S^0K\pi$ mass resolution is obtained from simulation as the difference between true and reconstructed mass in slices of the $K_S^0K\pi$ mass. The resolution is described by the sum of two Gaussian functions, with σ_{eff} (see Eq. 2) varying across the $K_S^0K\pi$ invariant-mass values range $1.3 < m(K_S^0K\pi) < 1.9$ GeV. For K_{SLL}^0 candidates σ_{eff} spans from 4.5 to 7.0 MeV, while for K_{SDD}^0 candidates it ranges from 5.5 to 9.0 MeV. Since the width of the resonances present in this mass range is much larger than the experimental resolution, its effect is ignored. An exception is the $f_1(1285)$ resonance, whose description is discussed in Sec. 6.1.

Several angular variables are used to show projected distributions and determine the efficiency profiles. The B^+ decay can be described by the process

$$B \rightarrow (K_S^0K\pi)K_4 \quad (5)$$

where K indicates the kaon participating in resonant decay to the $K_S^0K\pi$ system, with $m(K_S^0K\pi) < 1.85$ GeV, and K_4 is the spectator kaon.

The angular distributions used in this analysis are defined as follows and illustrated in Fig. 5. The angle $\theta_\pi(\theta_K)$ is defined as the angle between the $K(\pi)$ in the $K_S^0K(K_S^0\pi)$ rest frame and the $K_S^0K(K_S^0\pi)$ direction in the $K_S^0K\pi$ rest frame. Similarly, the angle θ_{K_4} is defined by exchanging K with K_4 . Finally, ϕ_K is the angle formed by the spectator K_4 momentum with the normal to the $K_S^0K\pi$ decay plane.

4.1 Efficiency

The kinematics of a four-body decay are fully described by five independent variables. A mixture of invariant-mass combinations and decay angles is used as variables in this analysis. The various possible invariant-mass combinations have different kinematic bounds, therefore mass-reduced variables are used instead as they always range between 0 and 1. They are defined as [37]

$$m_x = \frac{1}{\pi} \arccos \left(2 \frac{m - m_{\text{min}}}{m_{\text{max}} - m_{\text{min}}} - 1 \right), \quad (6)$$

where m , m_{min} and m_{max} indicate the invariant-mass and its minimum and maximum kinematically allowed values, respectively. Note that the m_x ranges are reduced by the request $m(K_S^0K\pi) < 1.85$ GeV.

Two types of efficiencies are evaluated, total and local. The total efficiency describes the effects of the reconstruction on the full phase space of the B^+ decay to the four-body

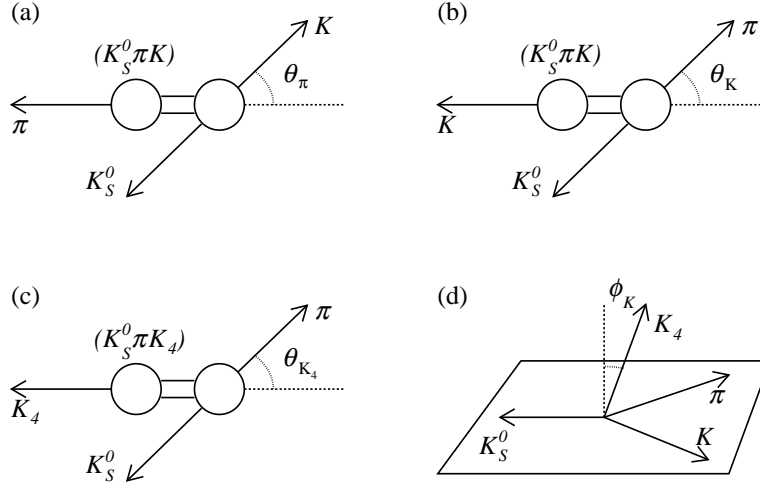


Figure 5: Diagrams illustrating the angular variables θ_π , θ_K , θ_{K_4} and ϕ_K .

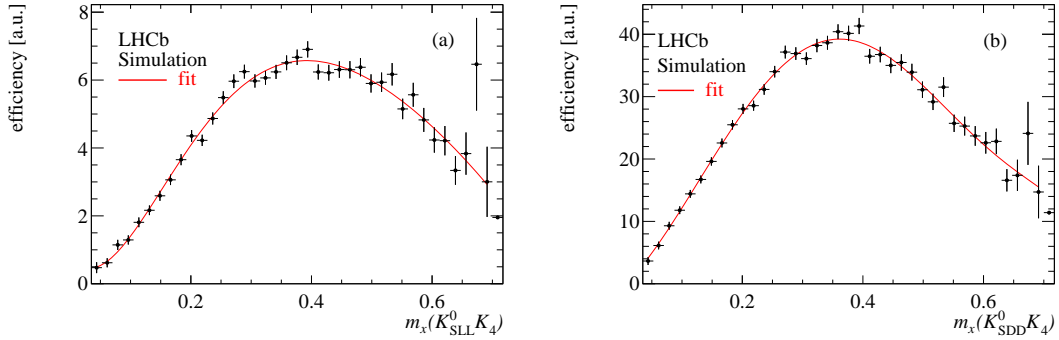


Figure 6: Efficiency projections (in arbitrary units) on $m_x(K_S^0 K_4)$ for the (a) K_{SLL}^0 and (b) K_{SDD}^0 samples with $m(K_S^0 K \pi) < 1.85$ GeV.

final state. Local efficiencies are evaluated in the specific $K_S^0 K \pi$ mass region considered in the present analysis. The efficiencies are evaluated using simulated samples that undergo the same reconstruction and selection criteria as the data. Efficiency distributions are determined by taking the ratio of selected to generated events, projected onto the relevant kinematic variables. A comparison of the p_T distributions of B^+ candidates between simulation and data shows a small disagreement, which is corrected by weighting the former to match the latter.

The total efficiency for the two B^+ decay modes is evaluated in an iterative manner as described in Ref. [31]. The local efficiency is evaluated separately for K_{SLL}^0 and K_{SDD}^0 simulations using the same method.

First, the variable whose efficiency distribution shows the most significant deviation from uniformity, $m_x(K_S^0 K_4)$, is identified. Figure 6 shows the efficiency projected onto $m_x(K_S^0 K_4)$ separately for the K_{SLL}^0 and K_{SDD}^0 samples and the result of a fit with a seventh-order polynomial function, labeled as $\epsilon_1(m_x(K_S^0 K_4))$. The simulated candidates are then weighted by the inverse of the efficiency $1/\epsilon_1(m_x(K_S^0 K_4))$ and a second variable ($m_x(K_S^0 K)$)

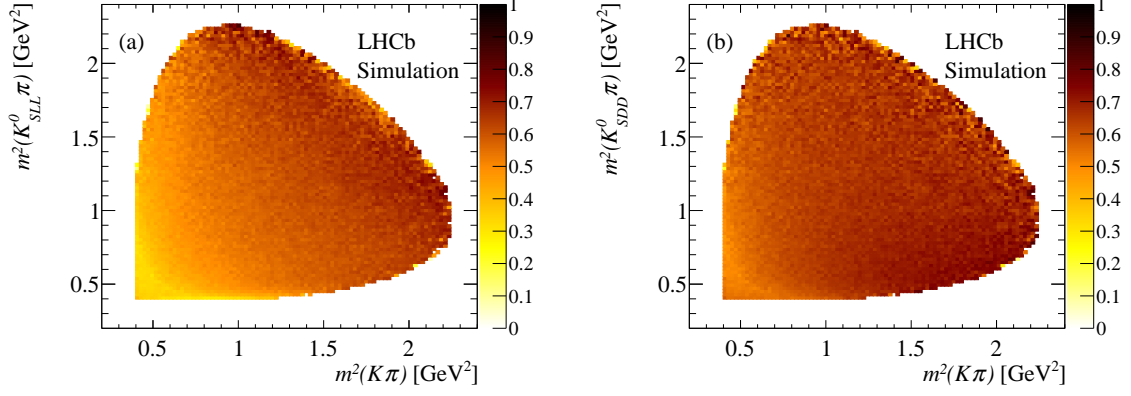


Figure 7: Two-dimensional efficiency distributions given in arbitrary units in the $m(K_S^0 K \pi) < 1.85$ GeV mass region for the (a) K_{SLL}^0 and (b) K_{SDD}^0 samples.

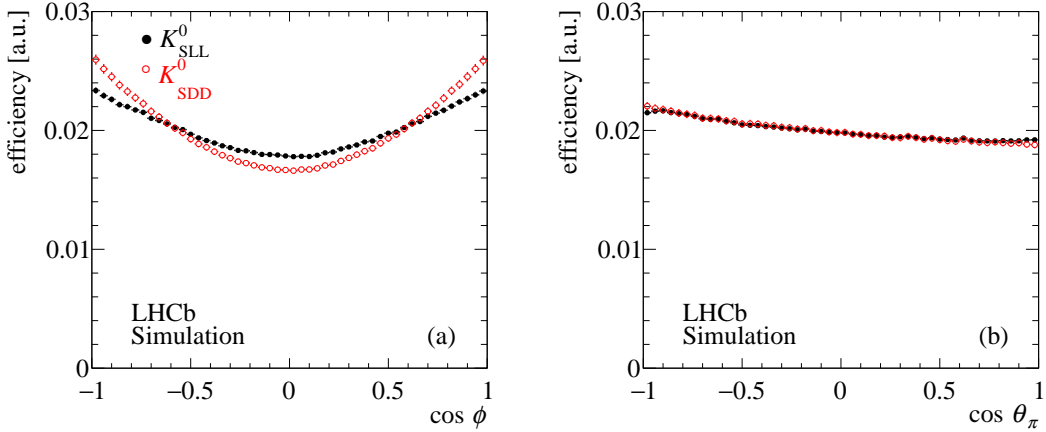


Figure 8: Normalized efficiency distributions from simulation in the $m(K_S^0 K \pi) < 1.85$ GeV mass region projected onto (a) $\cos \phi$ and (b) $\cos \theta_\pi$ for the K_{SLL}^0 and K_{SDD}^0 samples.

is chosen and fitted with a fifth-order polynomial function, labeled as $\epsilon_2(m_x(K_S^0 K))$. The events are then weighted by the factor $1/(\epsilon_1(m_x(K_S^0 K_4)) \cdot \epsilon_2(m_x(K_S^0 K)))$. The process continues in this fashion, terminating when the efficiency is consistent with being uniform across all nine of the considered variables ($m(K_S^0 K \pi)$, five two-body $m_x(K_S^0 \pi(K))$ combinations and the three angular variables, $\cos \theta_K$, $\cos \theta_{K_S^0}$ and $\cos \phi$) both in their one- and two-dimensional projections. The total efficiency for each K_S^0 category, ϵ_{LL} and ϵ_{DD} , is found to be well described by the following functions

$$\begin{aligned} \epsilon_{LL} &= \epsilon_1(m_x(K_S^0 K_4)) \cdot \epsilon_2(m_x(K_S^0 K)) \cdot \epsilon_3(\cos \phi) \cdot \epsilon_4(m_x(K_S^0 \pi)), \\ \epsilon_{DD} &= \epsilon_1(m_x(K_S^0 K_4)) \cdot \epsilon_2(m_x(K_S^0 K)) \cdot \epsilon_3(\cos \phi). \end{aligned} \quad (7)$$

Figure 7 shows the resulting efficiency distributions across the Dalitz plot for $m(K_S^0 K \pi) < 1.85$ GeV while Fig. 8 shows the normalized efficiency projected onto $\cos \phi$ and $\cos \theta_\pi$.

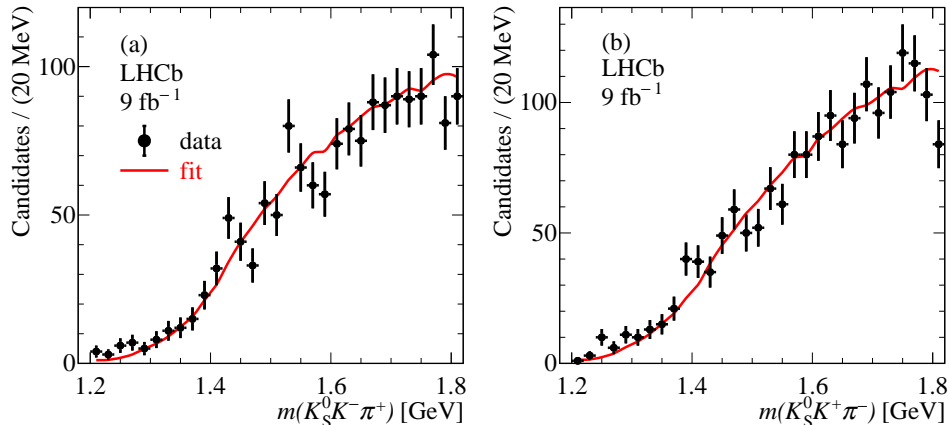


Figure 9: Distribution of the $K_S^0 K \pi$ mass of background candidates from the B^+ mass sidebands for (a) $B^+ \rightarrow K_S^0 K^- \pi^+ K^+$ and (b) $B^+ \rightarrow K_S^0 K^+ \pi^- K^+$ decays.

Table 2: Yields and fractional composition of the background from a fit to the candidates in the B^+ mass sidebands for $K_S^0 K^- \pi^+ K^+$ and $K_S^0 K^+ \pi^- K^+$ decays.

Final state	Candidates	$K_{\text{ne}}^*(892)$	$K_{\text{ch}}^*(892)$	Nonresonant
$K_S^0 K^- \pi^+ K^+$	1702	0.110 ± 0.016	0.177 ± 0.018	0.713 ± 0.025
$K_S^0 K^+ \pi^- K^+$	1933	0.126 ± 0.016	0.073 ± 0.016	0.801 ± 0.022

4.2 Description of the background

The background distribution is obtained by inspecting the B^+ mass sidebands where the K_{SLL}^0 and K_{SDD}^0 data are combined and performing an unbinned maximum-likelihood fit to the $K_S^0 K \pi$ and two-body mass distributions. The $K_S^0 K \pi$ mass distribution is described by a fourth-order polynomial function, while the two-particle mass distributions are modeled including the contributions from charged and neutral $K^*(892)$ resonances with parameters fixed to known values [19], and a nonresonant contribution. The former are modeled with relativistic Breit–Wigner (BW) functions, while the latter is represented by a constant value. In the following $K_{\text{ne}}^*(892)$ and $K_{\text{ch}}^*(892)$ indicate the neutral and charged $K^*(892)$ contributions, respectively.

Figure 9 shows the $K_S^0 K \pi$ mass spectra of the B^+ sidebands along with the result from the fits. The two-particle mass distributions and fits results are shown in Fig. 10, with the fit results listed in Table 2.

5 Amplitude analysis

Figure 11 shows the $K_S^0 K \pi$ Dalitz plot in the $1.30 < m(K_S^0 K \pi) < 1.85$ GeV mass region, separately for $B^+ \rightarrow K_S^0 K^- \pi^+ K^+$ (10830 candidates) and $B^+ \rightarrow K_S^0 K^+ \pi^- K^+$ (12930 candidates). The distributions are dominated by two intersecting bands associated with the $K_{\text{ne}}^*(892)$ and $K_{\text{ch}}^*(892)$ resonances. Notably, the event distribution along the bands is not uniform, due to the spin of the contributing resonances and their interference. A comparison between the $B^+ \rightarrow K_S^0 K^- \pi^+ K^+$ and $B^+ \rightarrow K_S^0 K^+ \pi^- K^+$ data reveals

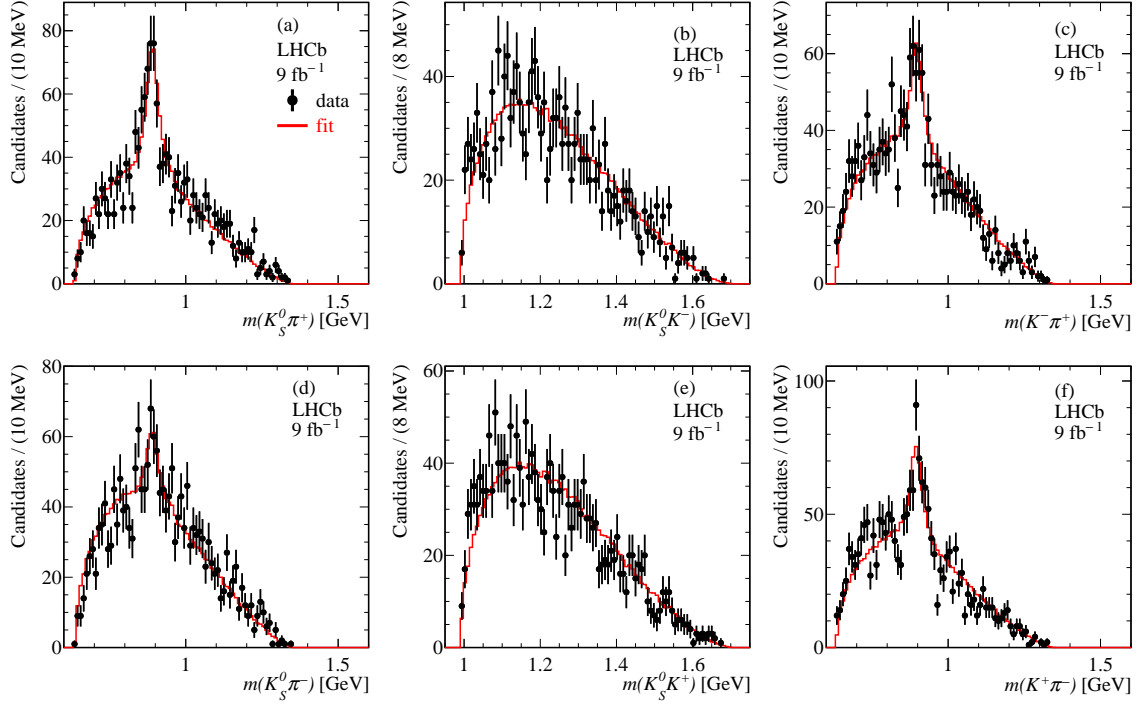


Figure 10: Two-particle mass distributions of the background candidates in the B^+ mass sidebands with the result of the fit also shown for (a)–(c) $K_S^0 K^- \pi^+ K^+$ and (d)–(f) $K_S^0 K^+ \pi^- K^+$ decays.

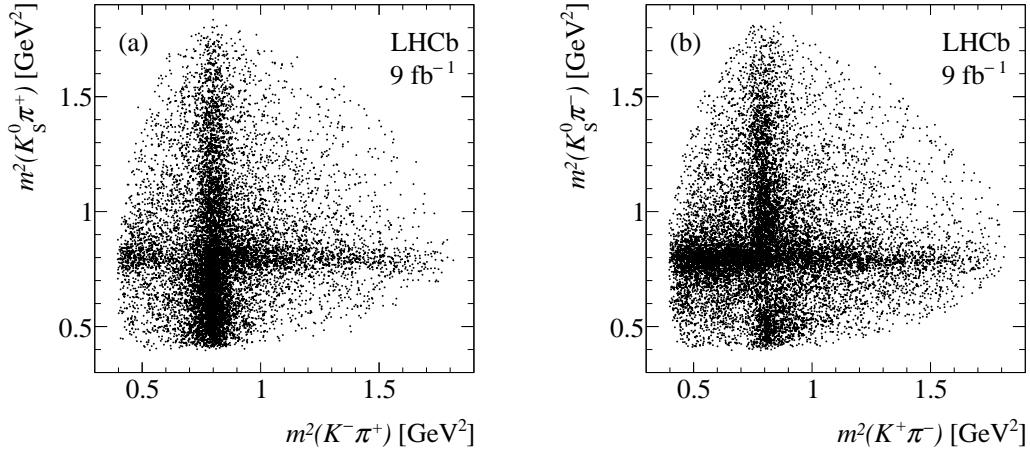


Figure 11: Dalitz plot distribution of the $K_S^0 K \pi$ system for candidates with $1.30 < m(K_S^0 K \pi) < 1.85$ GeV for (a) $B^+ \rightarrow K_S^0 K^- \pi^+ K^+$ and (b) $B^+ \rightarrow K_S^0 K^+ \pi^- K^+$ decays.

opposite behavior in the interference pattern between the $K_{\text{ne}}^*(892)$ and $K_{\text{ch}}^*(892)$ bands.

5.1 Fitting method

An amplitude analysis of $B^+ \rightarrow K_S^0 K^- \pi^+ K^+$ and $B^+ \rightarrow K_S^0 K^+ \pi^- K^+$ decays is performed with two unbinned maximum-likelihood fits, one for each decay channel. The likelihood function is defined as

$$\mathcal{L} = \prod_{n=1}^N \left[P \epsilon(\vec{y}_n) \frac{\sum_{i,j} c_i c_j^* A_i(\vec{x}_n) A_j^*(\vec{x}_n)}{\sum_{i,j} c_i c_j^* I_{A_i A_j^*}} + (1 - P) \frac{\sum_k f_k B_k(\vec{z}_n)}{\sum_k f_k I_{B_k}} \right], \quad (8)$$

where N is the number of events in the B^+ signal region and P is the signal purity listed in Table 1; $\epsilon(\vec{y}_n)$ is the efficiency parameterized as described in Sec. 4.1 in terms of the list of mass-reduced variables, here indicated by \vec{y}_n ; the $A_i(\vec{x}_n)$ function, modeled by the nonrelativistic Zemach-tensor formalism [38–40], described in Appendix A and listed in Table 15, describes the complex signal-amplitude contribution parameterized as a function of the list of parameters \vec{x}_n . The parameter c_i is the complex coefficient for the i -th signal component, which is allowed to vary in the fit. One amplitude, the largest, is taken as the reference by setting $|c_i| = 1$ with zero phase. The term $B_k(\vec{z}_n)$ represents the background probability-density function, described in terms of the parameters \vec{z}_n as discussed in Sec. 4.2. It is assumed that interference between signal and background amplitudes can be ignored. The parameter f_k is the magnitude of the k -th background component, obtained from the fit to the candidates in the sideband regions as described in Sec. 4.2. The terms $I_{A_i A_j^*} = \int A_i(\vec{x}) A_j^*(\vec{x}) \epsilon(\vec{y}) d\vec{x} d\vec{y}$ and $I_{B_k} = \int B_k(\vec{z}) d\vec{z}$ are normalization integrals. They are determined through numerical integration on phase-space-generated events, with initial-state masses for the signal and background samples set according to their respective distributions measured from the B^+ -candidate mass. The K_{SLL}^0 and K_{SDD}^0 datasets enter in the likelihood function according to their efficiency and purity.

For each contribution, resonant or nonresonant, the fraction is defined as

$$f_i = \frac{|c_i|^2 \int |A_i(\vec{x})|^2 d\vec{x}}{\int |\sum_j c_j A_j(\vec{x})|^2 d\vec{x}}. \quad (9)$$

The fractions f_i do not necessarily sum to 100% because of interference effects. The uncertainty of each f_i is evaluated by propagating the covariance matrix obtained from the fit. Interference fractions are evaluated as

$$f_{ij} = \frac{\int 2\mathcal{R}e[c_i c_j^* A_i(\vec{x}) A_j^*(\vec{x})] d\vec{x}}{\int |\sum_j c_j A_j(\vec{x})|^2 d\vec{x}}. \quad (10)$$

To evaluate the quality of the fit, a large simulated sample is prepared, where events are generated uniformly in the phase space [41]. These events are weighted by the fitted likelihood function, normalized to the yields in data and compared to the data distribution on several invariant-mass and angular projections. Several two-dimensional distributions are divided into a grid of $n \times n$ cells. In total N_{cells} cells are considered whose weighted yield is at least two. A χ^2 estimator is used, defined as

$$\chi^2 = \sum_{i=1}^{N_{\text{cells}}} (N_{\text{obs}}^i - N_{\text{exp}}^i)^2 / \sigma^2, \quad (11)$$

where N_{obs}^i and N_{exp}^i are event yields from data and simulation, respectively. Here $\sigma \equiv \sqrt{N_{\text{exp}}^i}$ for cells containing more than nine entries, while it is approximated as the

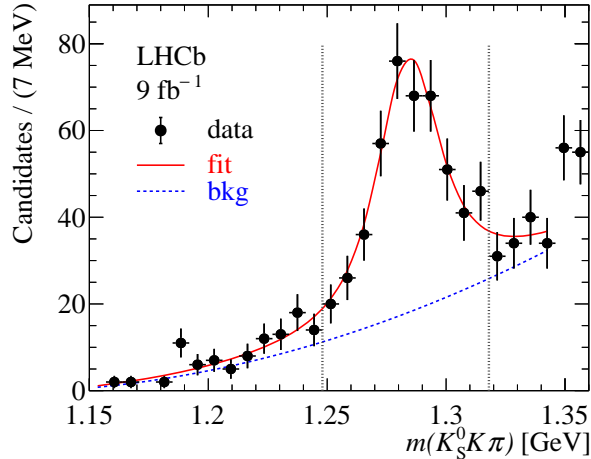


Figure 12: Fit to the $m(K_S^0 K \pi)$ mass distribution in the $f_1(1285)$ mass region with the result of the fit also shown. The dashed line indicates the fitted background, the vertical dotted lines indicate the region used for the amplitude analysis.

average of the lower and upper Poisson uncertainties at the 68% confidence level for lower statistics cells. The figure of merit for the fit quality is defined as χ^2/ndf , with $\text{ndf} = N_{\text{cells}} - n_{\text{par}} - 1$, where n_{par} is the number of free parameters and one degree of freedom is removed because of the normalization constraint.

6 Amplitude fit

6.1 Study of the $f_1(1285)$ mass region

The analysis method is first tested on the well known $J^P = 1^+$ $f_1(1285)$ resonance, which decays to the $K_S^0 K \pi$ final state mainly through the $a_0(980)\pi$ intermediate state, hereafter denoted as $a_0\pi$. Figure 12 shows the low-mass region of the $K_S^0 K \pi$ spectrum, summed over the K_{SLL}^0 , K_{SDD}^0 , $B^+ \rightarrow K_S^0 K^- \pi^+ K^+$ and $B^+ \rightarrow K_S^0 K^+ \pi^- K^+$ data samples, where a significant $f_1(1285)$ signal is observed.

The data is fitted using the modulus squared of the BW function

$$\text{BW}(m) = \frac{1}{(m_0 - m) - i\Gamma/2}, \quad (12)$$

where m indicates the $K_S^0 K \pi$ mass, multiplied by a function representing the $K_S^0 K \pi$ phase space for the signal and a second-order polynomial function for the background. Since the known width of the $f_1(1285)$ resonance, $\Gamma = 23.0 \pm 1.1$ MeV [19], is comparable with the average mass resolution in this region, $\sigma = 5.3$ MeV, the signal is alternatively modeled using a BW convolved with the experimental mass resolution. This fit is shown in Fig. 12 with the results from both fits summarized in Table 3.

Both approaches yield similar-quality fits and results, though the width is larger without the BW convolution (see Table 3). However, for simplicity, the BW model with no convolution is used to describe the $f_1(1285)$ lineshape in the amplitude analysis described in Sec. 6.2.

Table 3: Results from the fits in the $f_1(1285)$ mass region.

Fitting method	χ^2/ndf	m_0 [MeV]	Γ [MeV]	Yield
BW with resolution	13.3/22	1283.5 ± 1.5	27.4 ± 5.6	360 ± 50
BW	13.6/22	1283.5 ± 1.6	32.3 ± 5.4	381 ± 51

Table 4: Results from the amplitude analysis of the $f_1(1285)$ mass region. Likelihood variations are evaluated with respect to the baseline fit (a). Positive changes in the $\Delta(-2 \log \mathcal{L})$ means better results.

Amplitudes	$\Delta(-2 \log \mathcal{L})$	Fractions	Sum of fractions	χ^2/ndf
(a) $1^+ f_1(1285), PS$	–	$0.601 \pm 0.042, 0.392 \pm 0.042$	0.993	62/66=0.94
(b) $0^- f_1(1285), PS$	–405.3	$0.164 \pm 0.041, 0.784 \pm 0.104$	0.948	85/64=1.32
(c) $1^+ f_1(1285), PS,$ $0^- \eta(1295)$	19.7	$0.577 \pm 0.043, 0.766 \pm 0.101$ 0.129 ± 0.050	1.471	64/66=0.97

An amplitude analysis of the data in the $f_1(1285)$ mass region is performed by selecting candidates in the $1.248 < m(K_S^0 K \pi) < 1.318$ GeV interval, and combining the $B^+ \rightarrow K_S^0 K^- \pi^+ K^+$ and $B^+ \rightarrow K_S^0 K^+ \pi^- K^+$ data samples. This sample corresponds to 497 events and a B^+ purity of $P = 0.890 \pm 0.015$.

Three different hypotheses, listed in Table 4, are used to fit the data; in all cases the interference between the different contributions is included. In fit (a), the fit model consists of two contributions: $J^P = 1^+ f_1(1285) \rightarrow a_0(980)\pi$ and a phase-space (PS) contribution. In fit (b), the $f_1(1285)$ resonance is assumed to have quantum numbers $J^P = 0^-$. This hypothesis is discarded by the fit, having a much worse likelihood and χ^2/ndf values. For (c) an additional $\eta(1295) \rightarrow a_0(980)\pi$ contribution is included. This gives a similar quality to fit (a), but returns large interference terms. The fraction of this additional contribution is 0.129 ± 0.050 , consistent with zero within 2.6σ . Given the low significance and the large interference effects, fit (c) is discarded while fit (a) is considered as the baseline solution. These results are confirmed by the full amplitude analysis of the $K_S^0 K \pi$ mass spectrum (see Sec. 6.2). The fit projections, with comparisons between $J^P = 1^+$ and $J^P = 0^- f_1(1285)$ assignments, are shown in Fig. 13.

The quoted χ^2/ndf value listed in Table 4 for the three different scenarios is obtained by dividing the Dalitz plot into a 10×10 grid and using the method described in Sec. 5.1

6.2 Amplitude analysis of the full low-mass $K_S^0 K \pi$ region

An unbinned maximum-likelihood fit is performed to the data in the low-mass region $m(K_S^0 K \pi) < 1.85$ GeV inserting all possible resonances which decay into the $K_S^0 K \pi$ final state [19]. The $B^+ \rightarrow K_S^0 K^- \pi^+ K^+$ and $B^+ \rightarrow K_S^0 K^+ \pi^- K^+$ data are fitted separately. A search for the best solution is performed by adding resonances one-by-one and considering as figures of merit the significance of their fit fractions, which relates to the increase of the likelihood and the decreasing χ^2/ndf . Defining the significance of a given contribution $\sigma_R \equiv f/\delta_f$, where f and δ_f are the fitted fraction and the corresponding statistical error, contributions with $\sigma_R < 3$ are discarded. The list of resonances contributing to the two

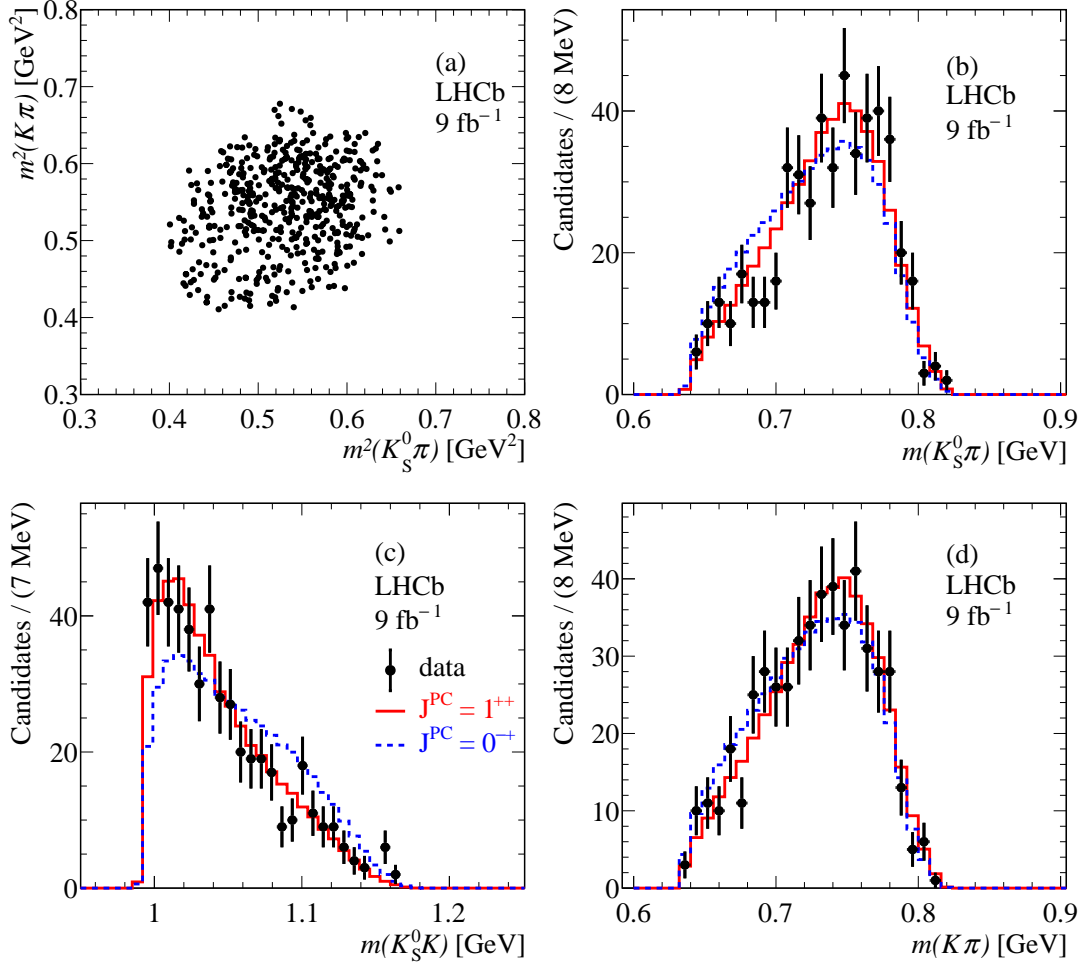


Figure 13: (a) Dalitz plot of candidates in the $f_1(1285)$ mass region and (b)–(d) projections with the fit result also shown.

B^+ decay modes is given in Table 5. In addition, a nonresonant phase-space contribution, and incoherent $K_{\text{ne}}^*(892)$ and $K_{\text{ch}}^*(892)$ contributions are included, modeled by relativistic Breit–Wigner functions with no angular dependence. According to the results of Ref. [13], R^0 resonances are also allowed to decay directly to the $K_S^0 K \pi$ final state, here described by a constant term, neglecting a possible intermediate contribution from the $K_0^*(700)$ whose parameters are affected by large uncertainties [19].

The amplitude for the $\eta(1475) \rightarrow K^* \bar{K}$ decay is used as a reference, with parameters fixed to the values of Ref. [13]. The fit-fraction and relative-phase results from the fits to the $B^+ \rightarrow K_S^0 K^- \pi^+ K^+$ and $B^+ \rightarrow K_S^0 K^+ \pi^- K^+$ data are summarized in Table 6.

The fits find the same resonance composition for both $B^+ \rightarrow K_S^0 K^- \pi^+ K^+$ and $B^+ \rightarrow K_S^0 K^+ \pi^- K^+$ decays and the results can be summarized as follows. The decay $B^+ \rightarrow R^0 (\rightarrow K_S^0 K \pi) K^+$ is dominated by pseudoscalar $\eta(1405)$, $\eta(1475)$ and $\eta(1760)$ resonances, which contribute via the $K^* \bar{K}$, $a_0 \pi$ and direct $K_S^0 K \pi$ decay modes. Contributions from $a_0(1450) \pi$ are tested but found consistent with zero. Significant contributions from the $J^{PC} = 1^{++}$ $f_1(1420)$ and $f_1(1510)$ resonances are also observed. Concerning the negative C -parity states, the $J^{PC} = 1^{+-}$ $h_1(1415)$ resonance is present in both S and D -waves (see Table 15) as well as the $h_1(1595)$ resonance, which contributes only in the

Table 5: List of the light-meson R^0 resonances which contribute to the B^+ decays studied. For the $\eta(1475)$ resonance both the PDG values [19] (in parentheses) and values from Ref. [13] are listed. For other resonances PDG values are shown. The $f_1(1285)$ width has been increased to 32.3 MeV to take into account the experimental resolution (see Sec. 6.1). The decay products of the h_1 resonances can be in either a relative S or D wave (see Table 15).

Resonance	J^{PC}	m_0 [MeV]	Γ [MeV]	Decay mode
$\eta(1295)$	0^{-+}	1294.4 ± 4	55 ± 5	$a_0\pi$
$\eta(1405)$	0^{-+}	1408.8 ± 2	50.1 ± 2.6	$a_0\pi$ $K^*\bar{K}$ PS
$\eta(1475)$	0^{-+}	(1475 \pm 4) 1507.6 ± 1.6	(90 \pm 9) 115.8 ± 2.4	$a_0\pi$ $K^*\bar{K}$ PS
$\eta(1760)$	0^{-+}	1751 ± 15	240 ± 30	$a_0\pi$ $K^*\bar{K}$ PS
$f_1(1285)$	1^{++}	1281.9 ± 0.5	22.7 ± 1.1 (32.3)	$a_0\pi$
$f_1(1420)$	1^{++}	1426.3 ± 0.9	54.5 ± 2.6	$K^*\bar{K}$
$f_1(1510)$	1^{++}	1518 ± 5	73 ± 25	$K^*\bar{K}$
$h_1(1415)$	1^{+-}	1416 ± 8	90 ± 15	$K^*\bar{K}[S]$ $K^*\bar{K}[D]$
$h_1(1595)$	1^{+-}	1594 ± 15	384 ± 60	$K^*\bar{K}[S]$ $K^*\bar{K}[D]$
$\eta_2(1645)$	2^{-+}	1617 ± 5	181 ± 11	$a_0\pi$ $K^*\bar{K}$

S -wave decay mode.

An attempt to include the $\eta(1295) \rightarrow a_0\pi$ contribution is made, but the significance σ_R is found to be below the threshold defined above. An $f'_2(1525)$ component is also included, but its fit fraction is consistent with zero as expected due to the very small branching fraction reported in Ref. [13]. Similarly, the presence of a $\phi(1680)$ resonance is tested, but rejected by the fits to the data.

The sum of the fractions exceeds 100%, indicating the presence of interference effects. The majority of the interference terms are found to be very small. However, contributions with fractions greater than 5% are present and are mostly due to resonances decaying directly to $K_S^0 K\pi$ or via global PS contributions.

A comparison is made between the results obtained from the amplitude analyses of the two B^+ decays. This is achieved by introducing the significance $n\sigma_1$, defined as $\Delta f/\delta$, where Δf indicates the fraction difference and δ is the associated statistical uncertainty. A significance $n\sigma_2$ is also evaluated by replacing ϵ as the sum in quadrature of the statistical and systematic uncertainties. Similar quantities are defined for the evaluation of the significance of the phase difference $\Delta\phi$.

The results, summarized in Table 7, can be outlined as follows. Most of the fractional contributions are consistent between the two B^+ decay modes. A few fractional contribu-

Table 6: Results of the amplitude analysis for the two $B^+ \rightarrow R^0(\rightarrow K_S^0 K \pi) K^+$ final states.

Resonance	Decay	$B^+ \rightarrow K_S^0 K^- \pi^+ K^+$		$B^+ \rightarrow K_S^0 K^+ \pi^- K^+$	
		Fraction [%]	Phase [rad]	Fraction [%]	Phase [rad]
$\eta(1475)$	$K^* \bar{K}$	$10.7 \pm 1.1 \pm 1.1$	0	$10.3 \pm 1.1 \pm 1.4$	0
	$a_0 \pi$	$1.4 \pm 0.4 \pm 0.4$	$3.18 \pm 0.19 \pm 0.15$	$1.8 \pm 0.4 \pm 0.4$	$2.92 \pm 0.14 \pm 0.13$
	PS	$15.2 \pm 2.1 \pm 2.1$	$3.33 \pm 0.10 \pm 0.12$	$8.9 \pm 1.4 \pm 2.7$	$3.57 \pm 0.11 \pm 0.13$
	Total	$27.4 \pm 2.4 \pm 2.4$	–	$21.0 \pm 1.8 \pm 3.1$	–
$\eta(1760)$	$K^* \bar{K}$	$1.9 \pm 0.4 \pm 0.3$	$-1.53 \pm 0.16 \pm 0.28$	$3.1 \pm 0.4 \pm 0.5$	$-1.16 \pm 0.13 \pm 0.20$
	$a_0 \pi$	$2.0 \pm 0.4 \pm 0.3$	$2.11 \pm 0.15 \pm 0.20$	$1.7 \pm 0.4 \pm 0.3$	$3.06 \pm 0.12 \pm 0.24$
	PS	$11.9 \pm 1.8 \pm 2.7$	$1.60 \pm 0.10 \pm 0.19$	$23.2 \pm 2.4 \pm 5.1$	$1.92 \pm 0.07 \pm 0.22$
	Total	$15.8 \pm 1.9 \pm 2.7$	–	$27.9 \pm 2.5 \pm 5.1$	–
$\eta(1405)$	$K^* \bar{K}$	$3.5 \pm 0.6 \pm 1.9$	$-0.10 \pm 0.10 \pm 0.20$	$2.3 \pm 0.5 \pm 0.7$	$-0.01 \pm 0.11 \pm 0.18$
	PS	$5.2 \pm 0.5 \pm 0.8$	$1.77 \pm 0.11 \pm 0.28$	$6.4 \pm 0.5 \pm 0.9$	$1.96 \pm 0.13 \pm 0.20$
	Total	$8.7 \pm 0.8 \pm 2.0$	–	$8.6 \pm 0.7 \pm 1.1$	–
$f_1(1285)$	$a_0 \pi$	$2.0 \pm 0.2 \pm 0.2$	$-0.35 \pm 0.13 \pm 0.26$	$2.0 \pm 0.2 \pm 0.2$	$-0.47 \pm 0.11 \pm 0.12$
$f_1(1420)$	$K^* \bar{K}$	$11.4 \pm 0.7 \pm 2.1$	$4.25 \pm 0.08 \pm 0.23$	$6.6 \pm 0.5 \pm 1.7$	$4.67 \pm 0.10 \pm 0.27$
$h_1(1415)$	$K^* \bar{K}[S]$	$10.0 \pm 0.9 \pm 2.0$	$4.59 \pm 0.08 \pm 0.20$	$18.6 \pm 1.2 \pm 3.5$	$1.57 \pm 0.08 \pm 0.55$
	$K^* \bar{K}[D]$	$3.3 \pm 0.3 \pm 0.2$	$-0.13 \pm 0.08 \pm 0.16$	$2.4 \pm 0.3 \pm 0.2$	$-2.57 \pm 0.08 \pm 0.42$
	Total	$13.3 \pm 1.0 \pm 2.0$	–	$21.0 \pm 1.2 \pm 3.6$	–
$f_1(1510)$	$K^* \bar{K}$	$2.9 \pm 0.4 \pm 1.2$	$-3.23 \pm 0.09 \pm 0.47$	$2.6 \pm 0.3 \pm 2.7$	$-2.88 \pm 0.09 \pm 0.23$
$h_1(1595)$	$K^* \bar{K}[S]$	$5.3 \pm 0.8 \pm 1.4$	$1.44 \pm 0.08 \pm 0.19$	$14.8 \pm 1.4 \pm 2.8$	$4.20 \pm 0.06 \pm 0.48$
$\eta_2(1645)$	$K^* \bar{K}$	$1.6 \pm 0.2 \pm 0.8$	$2.28 \pm 0.10 \pm 0.09$	$0.8 \pm 0.2 \pm 0.2$	$2.15 \pm 0.12 \pm 0.09$
PS		$18.2 \pm 2.4 \pm 2.9$	$3.13 \pm 0.09 \pm 0.15$	$25.1 \pm 2.6 \pm 5.0$	$2.85 \pm 0.07 \pm 0.16$
K_{ne}^*		$3.2 \pm 0.4 \pm 0.3$	$-0.87 \pm 0.08 \pm 0.22$	$2.0 \pm 0.3 \pm 0.3$	$-1.36 \pm 0.08 \pm 0.16$
K_{ch}^*		$8.4 \pm 0.7 \pm 0.9$	$-0.86 \pm 0.07 \pm 0.19$	$2.8 \pm 0.4 \pm 1.0$	$-0.82 \pm 0.07 \pm 0.10$
Sum		$118.0 \pm 4.3 \pm 6.2$	–	$135.5 \pm 4.6 \pm 9.7$	–

tions have $n\sigma_1 > 5$ but with lower significances when $n\sigma_2$ is considered. In addition it can be noted that relative phases of positive C -parity contributions are consistent, while significant differences are observed for negative C -parity resonance contributions. This effect is observed here for the first time.

In Sec. 5 a significant difference is found between the $K_S^0 K \pi$ Dalitz plots for $B^+ \rightarrow K_S^0 K^- \pi^+ K^+$ and $B^+ \rightarrow K_S^0 K^+ \pi^- K^+$ data which are explained by the observed phase differences in the two decay modes. Figure 14 shows the $K_S^0 K \pi$ mass spectrum and Fig. 15 the two-body mass projections for $B^+ \rightarrow K_S^0 K^- \pi^+ K^+$ and $B^+ \rightarrow K_S^0 K^+ \pi^- K^+$ data together with the projections of the fit. Note the different behavior in the $K \pi$ mass distributions between the two decay channels. A reasonable agreement between the fit and the data is observed in all the distributions.

Figures 16 and 17 show the invariant-mass distributions and the fitted functions weighted by Legendre-polynomial moments up to order eight, for $B^+ \rightarrow K_S^0 K^- \pi^+ K^+$ and $B^+ \rightarrow K_S^0 K^+ \pi^- K^+$ data, respectively. A good agreement between the data and the fit is observed for all the distributions, indicating that the fit is capable of reproducing local structure observed in the Dalitz plot. A comparison between the two figures emphasizes once more the difference in the angular distributions between the two B^+ decay modes.

An additional test on the fit quality is performed by evaluating the χ^2/ndf value of different two-dimensional distributions, divided into 40×40 cells, following the method described in Sec. 5.1. The results are listed in Table 8 and confirm the good description of the data in most of the distributions. A few higher χ^2/ndf values are present as

Table 7: Fit-fractions and relative-phase differences between the results from amplitude analyses of the $B^+ \rightarrow K_S^0 K^- \pi^+ K^+$ and $B^+ \rightarrow K_S^0 K^+ \pi^- K^+$ decay modes. The significances $n\sigma_1$ and $n\sigma_2$ defined in the text are also listed for each contribution.

Resonance	Decay	Δf	$n\sigma_1$	$n\sigma_2$	$\Delta\phi$	$n\sigma_1$	$n\sigma_2$
$\eta(1475)$	$K^* \bar{K}$	$0.5 \pm 1.5 \pm 1.8$	0.3	0.2	–	–	–
	$a_0 \pi$	$-0.4 \pm 0.6 \pm 0.5$	0.7	0.6	$0.26 \pm 0.24 \pm 0.20$	1.1	0.8
	PS	$6.2 \pm 2.5 \pm 3.5$	2.5	1.5	$-0.24 \pm 0.15 \pm 0.18$	1.6	1.0
	Total	$6.3 \pm 3.0 \pm 3.9$	2.1	1.3	–	–	–
$\eta(1760)$	$K^* \bar{K}$	$-1.1 \pm 0.6 \pm 0.6$	1.9	1.4	$-0.37 \pm 0.21 \pm 0.34$	1.8	0.9
	$a_0 \pi$	$0.3 \pm 0.5 \pm 0.4$	0.5	0.4	$-0.95 \pm 0.19 \pm 0.31$	5.0	2.6
	PS	$-11.4 \pm 3.0 \pm 5.8$	3.9	1.8	$-0.32 \pm 0.12 \pm 0.29$	2.6	1.0
	Total	$-12.2 \pm 3.0 \pm 5.8$	4.1	2.0	–	–	–
$\eta(1405)$	$K^* \bar{K}$	$1.2 \pm 0.8 \pm 2.0$	1.5	0.5	$-0.09 \pm 0.15 \pm 0.27$	0.6	0.3
	PS	$-1.2 \pm 0.8 \pm 1.2$	1.5	0.8	$-0.19 \pm 0.17 \pm 0.34$	1.1	0.5
	Total	$0.0 \pm 1.1 \pm 2.3$	0.0	0.0	–	–	–
$f_1(1285)$	$a_0 \pi$	$-0.1 \pm 0.3 \pm 0.3$	0.2	0.2	$0.1 \pm 0.2 \pm 0.3$	0.7	0.4
$f_1(1420)$	$K^* \bar{K}$	$4.8 \pm 0.9 \pm 2.7$	5.6	1.7	$-0.4 \pm 0.1 \pm 0.4$	3.3	1.1
$h_1(1415)$	$K^* \bar{K}[S]$	$-8.6 \pm 1.5 \pm 4.1$	5.8	2.0	$3.0 \pm 0.1 \pm 0.6$	26.7	5.1
	$K^* \bar{K}[D]$	$0.9 \pm 0.4 \pm 0.3$	2.4	1.9	$2.4 \pm 0.11 \pm 0.5$	21.6	5.3
	Total	$-7.7 \pm 1.5 \pm 4.1$	5.0	1.8	–	–	–
$f_1(1510)$	$K^* \bar{K}$	$0.3 \pm 0.5 \pm 3.0$	0.6	0.1	$-0.35 \pm 0.13 \pm 0.52$	2.8	0.7
$h_1(1595)$	$K^* \bar{K}[S]$	$-9.5 \pm 1.7 \pm 3.1$	5.8	2.7	$-2.76 \pm 0.10 \pm 0.52$	27.6	5.3
$\eta_2(1645)$	$K^* \bar{K}$	$0.8 \pm 0.3 \pm 0.8$	3.0	0.9	$0.13 \pm 0.16 \pm 0.13$	0.8	0.7
PS		$-6.8 \pm 3.5 \pm 5.8$	2.0	1.0	$0.28 \pm 0.11 \pm 0.22$	2.5	1.1

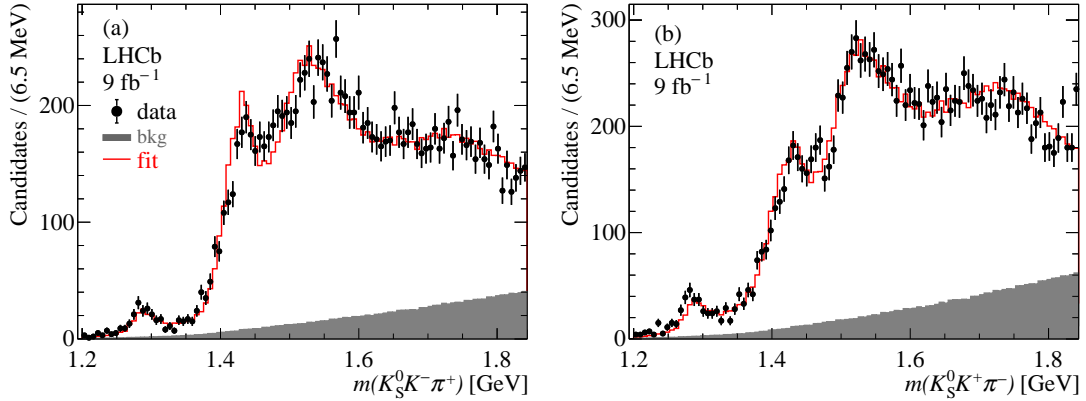


Figure 14: $K_S^0 K \pi$ invariant-mass for (a) $B^+ \rightarrow K_S^0 K^- \pi^+ K^+$ and (b) $B^+ \rightarrow K_S^0 K^+ \pi^- K^+$ candidates with the amplitude analysis fit projections also shown.

systematic uncertainties are not included by construction. These are possibly related to imperfections in the fitting model or poor knowledge of the parameters of some resonance contributions [19].

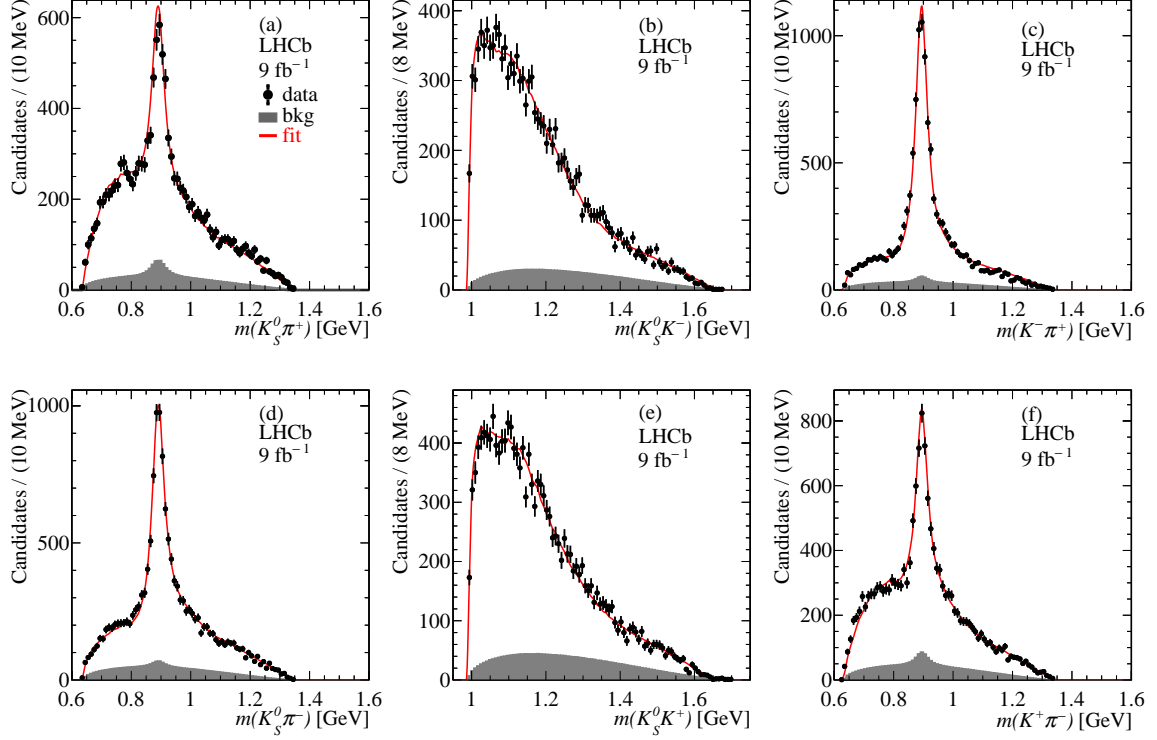


Figure 15: Two-body invariant-mass distributions for (a)–(c) $B^+ \rightarrow K_S^0 K^- \pi^+ K^+$ and (d)–(f) $B^+ \rightarrow K_S^0 K^+ \pi^- K^+$ candidates with the projections from the amplitude analysis.

Table 8: Results from the χ^2/ndf tests on various two-dimensional distributions for $B^+ \rightarrow K_S^0 K^- \pi^+ K^+$ and $B^+ \rightarrow K_S^0 K^+ \pi^- K^+$ data.

B^+ decay mode	Variables	χ^2/ndf
$B^+ \rightarrow K_S^0 K^- \pi^+ K^+$	$(m(K_S^0 K^- \pi^+), \cos \theta_\pi)$	1328/1113 = 1.19
	$(m^2(K^- \pi^+), m^2(K_S^0 \pi^+))$	920/809 = 1.14
	$(m_X(K^- \pi^+), \cos \theta_{K^0})$	1230/1102 = 1.12
	$(m_X(K^+ K^- \pi^+), \cos \theta_{K^+})$	994/964 = 1.03
	$(m_X(K_S^0 \pi^+), \cos \theta_K)$	1316/1039 = 1.27
$B^+ \rightarrow K_S^0 K^+ \pi^- K^+$	$(m(K_S^0 K^+ \pi^-), \cos \theta_\pi)$	1201/1185 = 1.01
	$(m^2(K^+ \pi^-), m^2(K_S^0 \pi^-))$	1063/847 = 1.25
	$(m_X(K^+ \pi^-), \cos \theta_{K^0})$	1222/1142 = 1.07
	$(m_X(K^+ K^+ \pi^-), \cos \theta_{K^+})$	1286/1064 = 1.21
	$(m_X(K_S^0 \pi^-), \cos \theta_K)$	1117/1084 = 1.03

6.3 Partial-waves decomposition

Figure 18 shows the $K_S^0 K \pi$ mass spectra for the two decay modes with contributions of the different resonances superimposed. Here, the squared moduli of the amplitudes are summed over all their partial decay modes.

The composition of the structure around 1.5 GeV resulting from this analysis is rather complex. A superposition of $\eta(1405)$, $f_1(1420)$ and $\eta(1475)$ is present, with similar fractional composition to that obtained from radiative J/ψ decays [11, 13]. In addition,

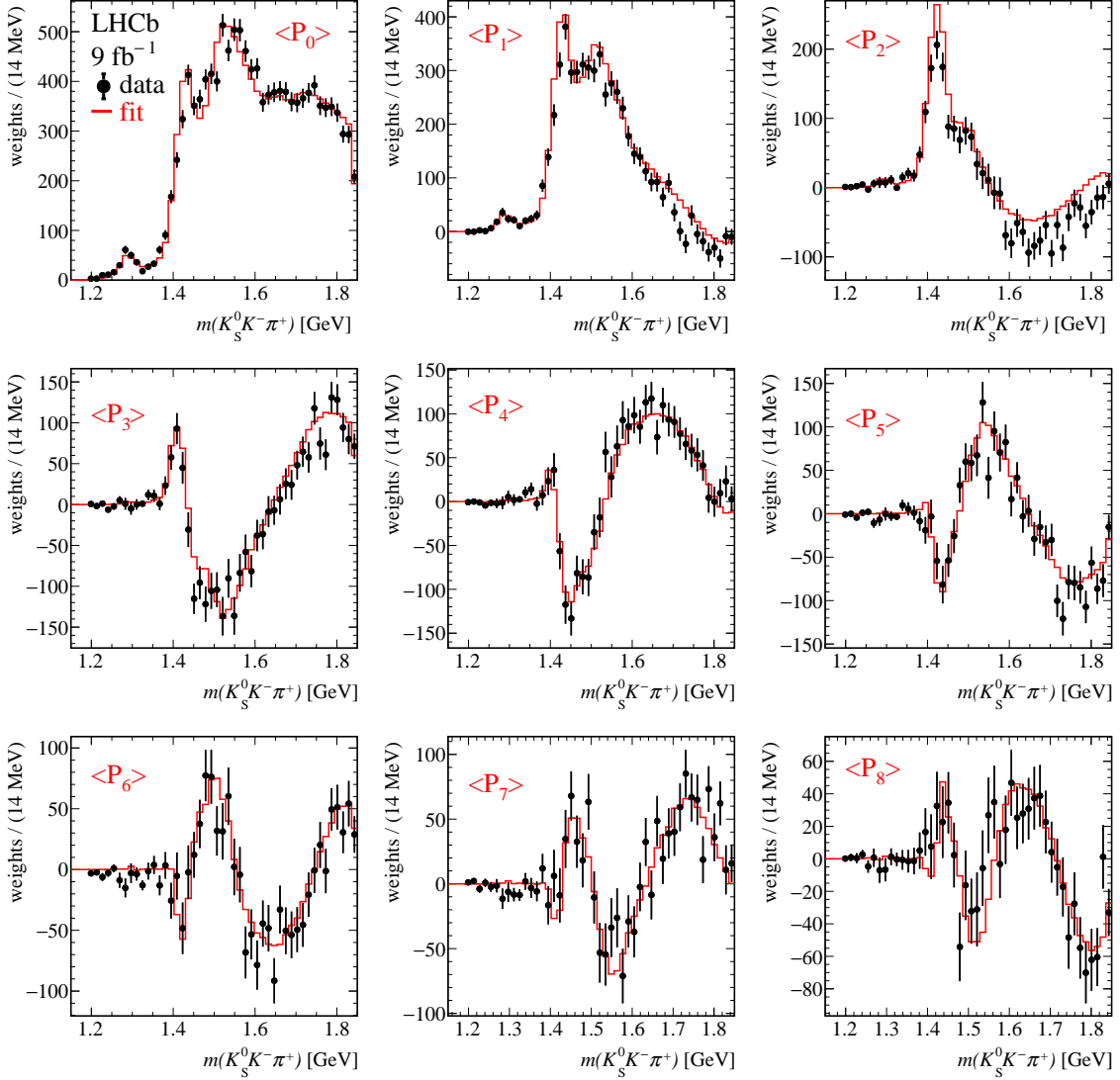


Figure 16: Fit projections of the $K_S^0 K \pi$ mass spectra where both the fit and the data are weighted by Legendre-polynomial moments as functions of $\cos \theta_K$ for $B^+ \rightarrow K_S^0 K^- \pi^+ K^+$ decays.

significant contributions from $h_1(1415)$, $h_1(1595)$ and $f_1(1510)$ resonances are found. The ratios of fit fractions for the $f_1(1420)$ and $h_1(1415)$ resonances are found to be rather different, $0.86 \pm 0.08 \pm 0.20$ and $0.32 \pm 0.03 \pm 0.10$ for $B^+ \rightarrow K_S^0 K^- \pi^+ K^+$ and $B^+ \rightarrow K_S^0 K^+ \pi^- K^+$ decays, respectively (Fig. 18(b) and (d)).

Other experiments also studied the $K_S^0 K \pi$ system. The $f_1(1510)$ resonance was first observed in $K^- p$ interactions by the ACNO collaboration [16] where it is found that this state fits well the hypothesis of being the $s\bar{s}$ member of the $J^{PC} = 1^{++}$ nonet. Furthermore, the $h_1(1415)$ was first observed in $K^- p$ interactions [15] through a significant interference with the $f_1(1510)$ resonance. On the other hand, the $f_1(1420)$ resonance dominates the $K_S^0 K \pi$ mass spectrum in central production [14] and a molecular assignment for this resonance has been proposed [17].

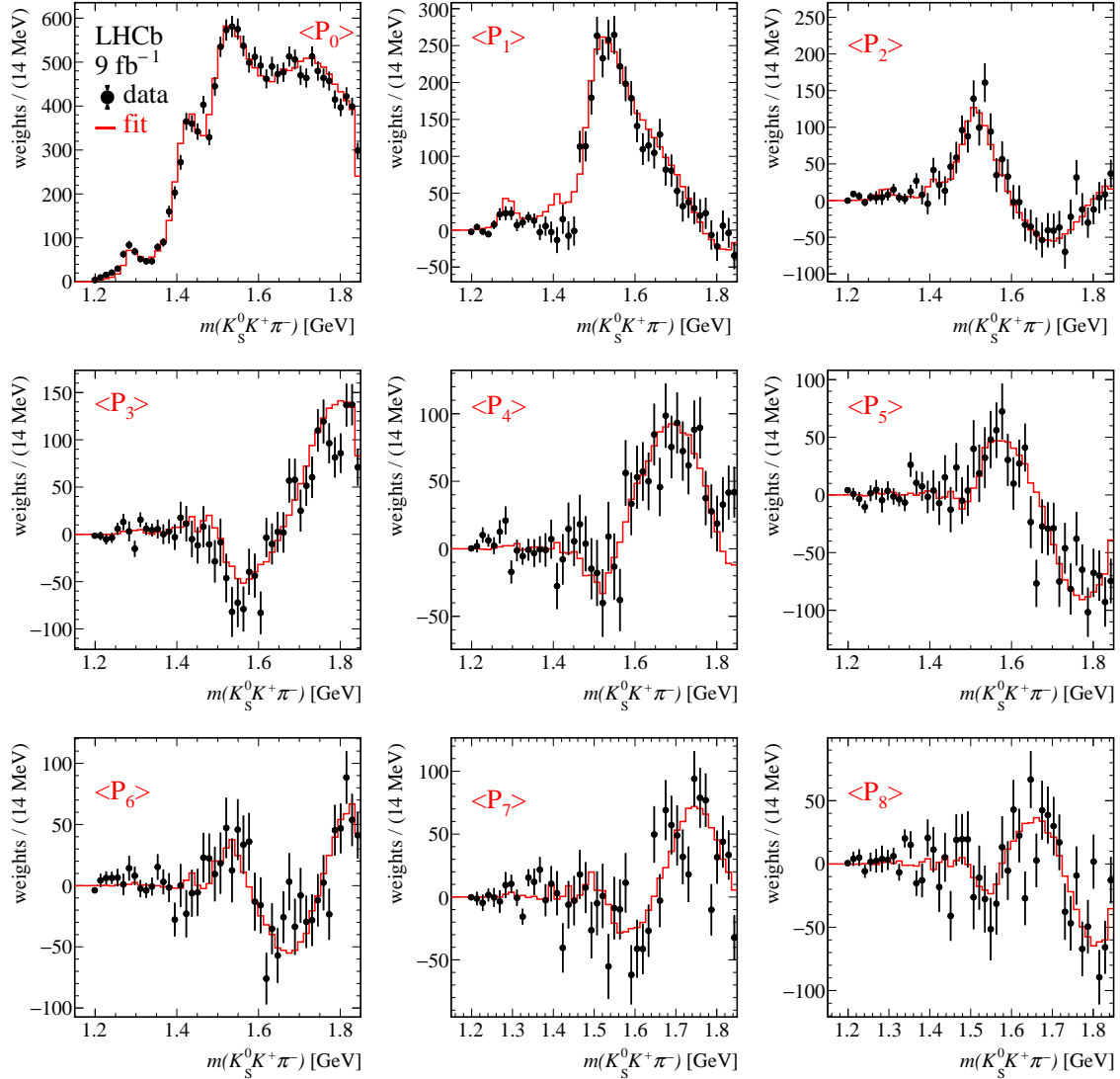


Figure 17: Fit projections on $K_S^0 K \pi$ mass spectra where both the fit and the data are weighted by Legendre polynomial moments as functions of $\cos \theta_K$ for $B^+ \rightarrow K_S^0 K^+ \pi^- K^+$ decays.

7 Systematic uncertainties and tests

Several systematic uncertainties are evaluated and listed in Tables 16 and 17 of Appendix B for $B^+ \rightarrow K_S^0 K^- \pi^+ K^+$ and $B^+ \rightarrow K_S^0 K^+ \pi^- K^+$ data, respectively. In the baseline fits the radius r , which enters the Blatt–Weisskopf form factors [42] used by the relativistic BW function describing the $K^*(892)$ resonances, is fixed to 2.5 GeV^{-1} [31]. This value is varied to 1.5 and 3.5 GeV^{-1} and the average of the variations with respect to the baseline fit results is taken as systematic uncertainties (listed as r in Tables 16 and 17).

The mass and width of the resonances included in this analysis are fixed to their known values, as listed in Table 5. Attempts to vary these parameters freely during the fits were unsuccessful due to fit instabilities introduced by the large number of free parameters. The uncertainty associated to this effect is evaluated by performing 100 alternative fits to data where, in each fit, the mass and width of each resonance is randomly sampled from Gaussian functions based on their known values and uncertainties [19], also listed in

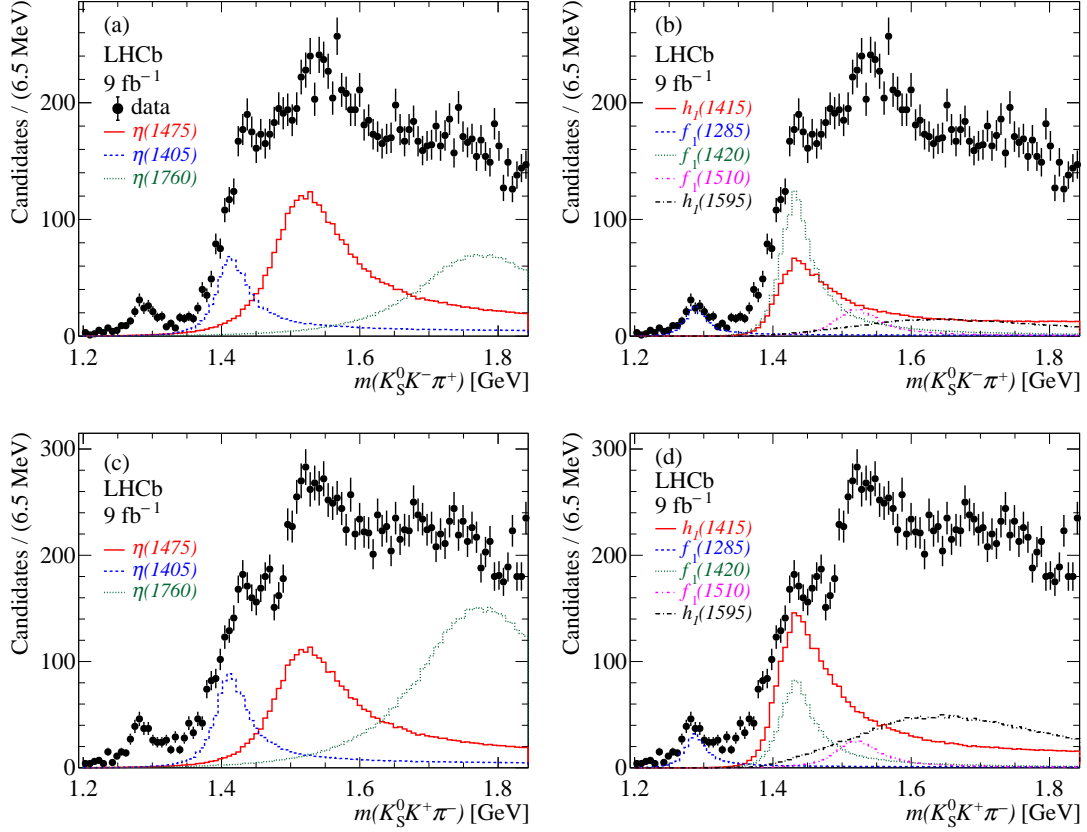


Figure 18: $K_S^0 K \pi$ invariant-mass distribution of (a)–(b) $B^+ \rightarrow K_S^0 K^- \pi^+ K^+$ and (c)–(d) $B^+ \rightarrow K_S^0 K^+ \pi^- K^+$ decays.

Table 5. The root-mean-squares of the differences with respect to the baseline fit results are taken as systematic uncertainties (indicated as BW).

The $a_0(980)$ resonance is described by a coupled-channel Breit–Wigner described by Eq. 17 in Appendix A. The measured parameters describing the resonance are varied within their known statistical uncertainties, and the average of the absolute deviations from the baseline fit results are taken as systematic uncertainties (indicated as a_0).

The effect of the uncertainty on the efficiency model is evaluated by repeating the fit using a modified model where the last correction term in the functional expressions describing the efficiency in Eq. 7 is removed for both K_{SLL}^0 and K_{SDD}^0 datasets. The deviations of the fit results from the baseline values are small (indicated as eff).

The uncertainty due to the background model is evaluated by varying within uncertainties the purity of the B^+ signal, listed in Table 1, and the fitted fractions of the K^* contributions describing the background model and listed in Table 2. The averages of the absolute deviations of the fitted fractions and phases from the baseline fit results are assigned as systematic uncertainties (indicated as bkg).

The $K_S^0 K \pi$ mass spectrum has limited phase space near the threshold and a large number of simulation samples are performed to evaluate normalization integrals. To assess the impact on the results, the number of the simulated candidates is doubled and halved and the average of the resulting variations with respect the baseline fit results is taken as systematic uncertainty (indicated as int).

The effect of the trigger (trig) on the composition of the dataset is evaluated by first recomputing separate efficiencies for the two types of trigger samples (described in Sec. 2) and separate K_{SLL}^0 and K_{SDD}^0 simulations. The $K_{\text{S}}^0 K^- \pi^+ K^+$ and $K_{\text{S}}^0 K^+ \pi^- K^+$ mass spectra are also fitted separately to evaluate the purities in each subsample. Then, the likelihood function given by Eq. 8 is modified in order to include separate contributions for each dataset. The increase of the likelihood value determines a small improvement in the description of the data. The absolute deviations from the baseline fit results are included as systematic uncertainties. The different sources of systematic uncertainties are added in quadrature assuming no correlations among them, with the total uncertainties listed in Tables 16 and 17 in Appendix B.

Further tests of the amplitude model are performed for which no sizable impact on the results is found. Possible fit biases are evaluated by generating, from the baseline fit solution, large samples of pseudoexperiments having the same size as the datasets. These samples are then fitted with the same baseline model, with deviations on the fractions and relative phases from the baseline fit results evaluated. It is found that the average values of these deviations are found to be consistent with zero, and the root-mean-square values of the distributions agree well with the statistical uncertainties resulting from the fits to the data.

The effect of a small discrepancy between data and simulation in the calculation of the tracking efficiency is evaluated by applying corrections to the simulation based on high yield control samples. It is found that the kinematic variables used in the description of the data and simulation are not affected by these corrections. Charge conjugation on $B^+ \rightarrow K_{\text{S}}^0 K^- \pi^+ K^+$ and $B^+ \rightarrow K_{\text{S}}^0 K^+ \pi^- K^+$ decays is tested by fitting separately B^+ and B^- data. The differences in the fractions and phases are found consistent with zero within uncertainties.

In Sec. 4 (Eq. 5) it is assumed that the $K_{\text{S}}^0 K \pi$ system is “decoupled” from the kaon (K_4) which is assumed to be a spectator. This assumption is reasonable given the strong kinematic constraint of $m(K_{\text{S}}^0 K \pi) < 1.85$ GeV, which removes all possible resonances involving particles from the $K_{\text{S}}^0 K \pi$ system and the spectator kaon. Therefore two-body and three-body invariant-mass combinations involving the spectator kaon should behave just as phase space (see Appendix C). It is found that the fit reproduces all of the invariant-mass distributions reasonably well.

8 Measurement of the branching fractions

Branching fractions for the process $B^+ \rightarrow R^0 K^+$ channels are evaluated. Table 9 reports the branching fractions measured in Ref. [31] for $B^+ \rightarrow K_{\text{S}}^0 K^- \pi^+ K^+$ and $B^+ \rightarrow K_{\text{S}}^0 K^+ \pi^- K^+$ decays using as reference the known $B^+ \rightarrow \eta_c K^+$ and $B^+ \rightarrow J/\psi K^+$ branching fractions [19].

The amplitude analysis discussed in Sec. 6 evaluates the fraction of events f_R for resonance R^0 in the $m(K_{\text{S}}^0 K \pi) < 1.85$ GeV region. Using this information, it is possible to compute the branching fraction for resonance R^0 as

$$\mathcal{B}(B^+ \rightarrow R^0(\rightarrow K^0 K^\pm \pi^\mp) K^+) = f_R \cdot \mathcal{R} \cdot \mathcal{B} \cdot f_{K^0}, \quad (13)$$

where f_{K^0} indicates the correction for the unseen K^0 decay modes. This correction takes into account $\mathcal{B}(K^0 \rightarrow \pi^+ \pi^-) = 0.6920 \pm 0.0005$ [19] and a factor two for the K_{L}^0 component

Table 9: Measured branching fractions \mathcal{B} for $B^+ \rightarrow K_S^0 K^- \pi^+ K^+$ and $B^+ \rightarrow K_S^0 K^+ \pi^- K^+$ from Ref. [31]. The first uncertainty is statistical, the second systematic and the third is due to the uncertainties on the known $B^+ \rightarrow \eta_c K^+$ and $B^+ \rightarrow J/\psi K^+$ branching fractions. Inverse-variance-weighted averages of the two measurements are also reported.

Final state	Reference	$\mathcal{B} (\times 10^{-5})$
$B^+ \rightarrow K^0 K^- \pi^+ K^+$	η_c	$32.3 \pm 0.3 \pm 2.0 \pm 7.2$
	J/ψ	$34.0 \pm 0.7 \pm 0.9 \pm 3.1$
	average	$32.6 \pm 0.3 \pm 0.8 \pm 2.9$
$B^+ \rightarrow \bar{K}^0 K^+ \pi^- K^+$	η_c	$26.6 \pm 0.3 \pm 0.7 \pm 5.9$
	J/ψ	$28.0 \pm 0.7 \pm 1.4 \pm 2.6$
	average	$26.8 \pm 0.3 \pm 0.6 \pm 2.3$

in the K^0 meson, yielding a total factor $f_{K^0} = 2.890 \pm 0.001$. The \mathcal{R} factor is computed using efficiency-corrected data as

$$\mathcal{R} = \frac{N(m(K_S^0 K \pi) < 1.85 \text{ GeV})}{N_{\text{tot}}}, \quad (14)$$

where $N(m(K_S^0 K \pi))$ indicates the event yield in the indicated mass region and N_{tot} the total $B \rightarrow K_S^0 K \pi K$ event yield.

To evaluate the above ratios, the total efficiency correction for the four-body decay $B^+ \rightarrow K_S^0 K^- \pi^+ K^+$ is used, as described in Ref. [31]. The candidates are weighted by the inverse of the total efficiency, and the resulting $K_S^0 K \pi K$ mass spectra are fitted to obtain the total B^+ yields. The same method is used to obtain the efficiency-corrected yield for $m(K_S^0 K \pi) < 1.85 \text{ GeV}$. Tables 10 and 11 give information on the uncorrected and corrected B^+ yields. Before evaluating the $B^+ \rightarrow K_S^0 K^- \pi^+ K^+$ and $B^+ \rightarrow K_S^0 K^+ \pi^- K^+$ yields, background contributions from open-charm b -hadron decays $B^+ \rightarrow D_{(s)} X$, where X indicates one or two additional particles, must be subtracted.

To account for possible charm resonances in the background, the two- and three-body invariant-mass distributions for B^+ candidates in the mass sideband regions are subtracted from the corresponding distributions of the signal region applying an appropriate normalization. In the mass region $m(K_S^0 K \pi) < 1.85 \text{ GeV}$, a $\bar{D}^0 \rightarrow K^+ \pi^-$ contribution is removed from the $B^+ \rightarrow K_S^0 K^+ \pi^- K^+$ candidates, while no open-charm contribution is present for $B^+ \rightarrow K_S^0 K^- \pi^+ K^+$ decays.

The resulting ratios are $\mathcal{R} = 0.147 \pm 0.002 \pm 0.003$ for $B^+ \rightarrow K_S^0 K^- \pi^+ K^+$ and $\mathcal{R} = 0.206 \pm 0.003 \pm 0.002$ for $B^+ \rightarrow K_S^0 K^+ \pi^- K^+$ data. Systematic uncertainties are due to variations of the fit models used for subtraction of the open-charm contributions [31]. The systematic uncertainty on the charm fraction is obtained by comparing results with and without efficiency corrections.

The fractional contributions resulting from the amplitude analysis given in Table 6 for $B^+ \rightarrow K_S^0 K^- \pi^+ K^+$ decays are converted to branching fractions, listed in Table 12. This is achieved by multiplying by the total scaling factor $s = \mathcal{R} \cdot \mathcal{B} \cdot f_{K^0} = (13.84 \pm 0.23 \pm 0.45 \pm 1.19) \times 10^{-5}$, where \mathcal{B} indicates the $B^+ \rightarrow K_S^0 K^- \pi^+ K^+$ branching fraction and the third uncertainty is due to the branching fraction \mathcal{B} listed in Table 9.

Similarly, the fractional contributions given in Table 6 for $B^+ \rightarrow K_S^0 K^+ \pi^- K^+$ are

Table 10: (Left) uncorrected and (right) efficiency-corrected yields of B^+ candidates and charm contributions in $B^+ \rightarrow K_S^0 K^- \pi^+ K^+$ decays. The second uncertainty in the corrected yields is systematic.

Contribution	Yield	Corrected yield
$B^+ \rightarrow K_S^0 K^- \pi^+ K^+$	95200 ± 480	$173600 \pm 800 \pm 240$
$D_s^- \rightarrow K_S^0 K^-$	1490 ± 70	2590 ± 80
$D^0 \rightarrow K^+ K^-$	280 ± 30	580 ± 50
$D^0 \rightarrow K_S^0 K^- K^+$	17130 ± 130	28070 ± 170
$D^0 \rightarrow K_S^0 K^- \pi^+$	490 ± 40	950 ± 50
Sum of charm	19390 ± 160	32190 ± 200
Charm fraction		$0.180 \pm 0.002 \pm 0.006$
Charmless B^+ decays	78090 ± 430	$142390 \pm 720 \pm 970$
$B^+ \rightarrow K_S^0 K^- \pi^+ K^+ \quad m(K_S^0 K \pi) < 1.85 \text{ GeV}$	11310 ± 150	$20870 \pm 260 \pm 370$

Table 11: (Left) uncorrected and (right) efficiency-corrected yields of B^+ candidates and charm contribution in $B^+ \rightarrow K_S^0 K^+ \pi^- K^+$ decays. The second uncertainty in the corrected yields is systematic.

Contribution	Yield	Corrected yield
$B^+ \rightarrow K_S^0 K^+ \pi^- K^+$	68020 ± 120	$131130 \pm 680 \pm 1270$
$D_s^+ \rightarrow K_S^0 K^+$	1090 ± 60	2060 ± 80
$\bar{D}^0 \rightarrow K^+ \pi^-$	4460 ± 90	8340 ± 120
$\bar{D}^0 \rightarrow K_S^0 K^+ \pi^-$	820 ± 40	1660 ± 60
Sum of charm	6370 ± 110	12050 ± 150
Charm fraction		$0.090 \pm 0.002 \pm 0.002$
Charmless B^+ decays	61650 ± 160	$118520 \pm 650 \pm 1170$
$B^+ \rightarrow K_S^0 K^+ \pi^- K^+ \quad m(K_S^0 K \pi) < 1.85 \text{ GeV}$	12600 ± 260	$24770 \pm 280 \pm 20$
$\bar{D}^0 \rightarrow K^+ \pi^-$	180 ± 20	410 ± 30
Charm fraction		$0.014 \pm 0.002 \pm 0.002$
Charmless B^+ decays	12420 ± 250	$24410 \pm 280 \pm 60$

converted to branching fractions, listed in Table 13 by multiplying by the total scaling factor $s = \mathcal{R} \cdot \mathcal{B} \cdot f_{K^0} = (15.96 \pm 0.29 \pm 0.43 \pm 1.39) \times 10^{-5}$.

As noted in Sec. 6.2 the resulting fractions are consistent among the two channels when including the systematic uncertainties. Assuming compatibility between the two sets of measurements, it is possible to evaluate the inverse-variance-averages of the two sets of measurements, as given in Table 14.

9 Summary

A study is presented of $B^+ \rightarrow K_S^0 K^- \pi^+ K^+$ and $B^+ \rightarrow K_S^0 K^+ \pi^- K^+$ decays at proton-proton collision energies of 7, 8 and 13 TeV using the LHCb detector with an integrated luminosity of 9 fb^{-1} . The $K_S^0 K \pi$ invariant-mass spectra, in the $m(K_S^0 K \pi) < 1.85 \text{ GeV}$ mass region, show a rich spectrum of light-meson resonances which are identified by means

Table 12: Measured branching fractions for $B^+ \rightarrow R^0 K^+$ from $B^+ \rightarrow K^0 K^- \pi^+ K^+$ decays.

Contributions	$\mathcal{B}(B^+ \rightarrow R^0 K^+) \times 10^{-5}$
$B^+ \rightarrow \eta(1475)K^+ \rightarrow (K^* \bar{K})K^+$	$1.49 \pm 0.15 \pm 0.16 \pm 0.13$
$B^+ \rightarrow \eta(1475)K^+ \rightarrow (a_0(980)^- \pi^+)K^+$	$0.19 \pm 0.05 \pm 0.05 \pm 0.02$
$B^+ \rightarrow \eta(1475)K^+ \rightarrow (K^0 K^- \pi^+)K^+$	$2.09 \pm 0.29 \pm 0.31 \pm 0.18$
$B^+ \rightarrow \eta(1760)K^+ \rightarrow (K^* \bar{K})K^+$	$0.27 \pm 0.05 \pm 0.05 \pm 0.02$
$B^+ \rightarrow \eta(1760)K^+ \rightarrow (a_0(980)^- \pi^+)K^+$	$0.28 \pm 0.05 \pm 0.04 \pm 0.02$
$B^+ \rightarrow \eta(1760)K^+ \rightarrow (K^0 K^- \pi^+)K^+$	$1.64 \pm 0.25 \pm 0.37 \pm 0.14$
$B^+ \rightarrow \eta(1405)K^+ \rightarrow (K^* \bar{K})K^+$	$0.48 \pm 0.08 \pm 0.26 \pm 0.04$
$B^+ \rightarrow \eta(1405)K^+ \rightarrow (K^0 K^- \pi^+)K^+$	$0.72 \pm 0.08 \pm 0.12 \pm 0.06$
$B^+ \rightarrow f_1(1285)K^+ \rightarrow (a_0(980)^- \pi^+)K^+$	$0.27 \pm 0.03 \pm 0.02 \pm 0.02$
$B^+ \rightarrow f_1(1420)K^+ \rightarrow (K^* \bar{K})K^+$	$1.58 \pm 0.10 \pm 0.30 \pm 0.14$
$B^+ \rightarrow f_1(1510)K^+ \rightarrow (K^* \bar{K})K^+$	$0.40 \pm 0.05 \pm 0.17 \pm 0.03$
$B^+ \rightarrow h_1(1415)K^+ \rightarrow (K^* \bar{K})K^+$	$1.85 \pm 0.14 \pm 0.28 \pm 0.13$
$B^+ \rightarrow h_1(1595)K^+ \rightarrow (K^* \bar{K})K^+$	$0.74 \pm 0.12 \pm 0.19 \pm 0.06$
$B^+ \rightarrow \eta_2(1645)K^+ \rightarrow (K^* \bar{K})K^+$	$0.22 \pm 0.03 \pm 0.11 \pm 0.02$

 Table 13: Measured branching fractions for $B^+ \rightarrow R^0 K^+$ from $B^+ \rightarrow \bar{K}^0 K^+ \pi^- K^+$ decays.

Contributions	$\mathcal{B}(B^+ \rightarrow R^0 K^+) \times 10^{-5}$
$B^+ \rightarrow \eta(1475)K^+ \rightarrow (K^* \bar{K})K^+$	$1.42 \pm 0.15 \pm 0.20 \pm 0.12$
$B^+ \rightarrow \eta(1475)K^+ \rightarrow (a_0(980)^- \pi^+)K^+$	$0.25 \pm 0.06 \pm 0.05 \pm 0.02$
$B^+ \rightarrow \eta(1475)K^+ \rightarrow (\bar{K}^0 K^+ \pi^-)K^+$	$1.23 \pm 0.20 \pm 0.38 \pm 0.11$
$B^+ \rightarrow \eta(1760)K^+ \rightarrow (K^* \bar{K})K^+$	$0.42 \pm 0.06 \pm 0.07 \pm 0.04$
$B^+ \rightarrow \eta(1760)K^+ \rightarrow (a_0(980)^- \pi^+)K^+$	$0.24 \pm 0.06 \pm 0.04 \pm 0.02$
$B^+ \rightarrow \eta(1760)K^+ \rightarrow (\bar{K}^0 K^+ \pi^-)K^+$	$3.21 \pm 0.31 \pm 0.71 \pm 0.28$
$B^+ \rightarrow \eta(1405)K^+ \rightarrow (K^* \bar{K})K^+$	$0.32 \pm 0.07 \pm 0.09 \pm 0.03$
$B^+ \rightarrow \eta(1405)K^+ \rightarrow (\bar{K}^0 K^+ \pi^-)K^+$	$0.89 \pm 0.08 \pm 0.13 \pm 0.08$
$B^+ \rightarrow f_1(1285)K^+ \rightarrow (a_0(980)^- \pi^+)K^+$	$0.28 \pm 0.03 \pm 0.03 \pm 0.02$
$B^+ \rightarrow f_1(1420)K^+ \rightarrow (K^* \bar{K})K^+$	$0.92 \pm 0.07 \pm 0.24 \pm 0.08$
$B^+ \rightarrow f_1(1510)K^+ \rightarrow (K^* \bar{K})K^+$	$0.36 \pm 0.05 \pm 0.38 \pm 0.03$
$B^+ \rightarrow h_1(1415)K^+ \rightarrow (K^* \bar{K})K^+$	$2.91 \pm 0.17 \pm 0.50 \pm 0.22$
$B^+ \rightarrow h_1(1595)K^+ \rightarrow (K^* \bar{K})K^+$	$2.05 \pm 0.20 \pm 0.39 \pm 0.18$
$B^+ \rightarrow \eta_2(1645)K^+ \rightarrow (K^* \bar{K})K^+$	$0.11 \pm 0.02 \pm 0.03 \pm 0.01$

of an amplitude analysis of both decay modes.

It is found that the $K_S^0 K \pi$ mass spectrum is dominated by $J^{PC} = 0^{-+}, 1^{++}$ and 1^{-+} resonances. Strong interference is observed between the $J^{PC} = 1^{++}$ and $J^{PC} = 1^{-+}$ contributions with different patterns in the two decay modes. These interference patterns are similar to those observed in $K^- p$ interactions [15] between the $h_1(1415)$ and $f_1(1510)$ resonances. In the present analysis, the contribution from the $f_1(1510)$ is found to be small, with the interference instead generated between the $h_1(1415)$ and $f_1(1420)$ resonances. The presence of two $I = 0, J^{PC} = 1^{++}$ resonances that are close in mass, namely the $f_1(1420)$

Table 14: Inverse-variance-averages of the branching fraction measurements for $B^+ \rightarrow R^0 K^+$ from $B^+ \rightarrow K^0 K^- \pi^+ K^+$ and $B^+ \rightarrow \bar{K}^0 K^+ \pi^- K^+$ data.

Contributions	$\mathcal{B}(B^+ \rightarrow R^0 K^+) \times 10^{-5}$
$B^+ \rightarrow \eta(1475)K^+ \rightarrow (K^* \bar{K})K^+$	$1.45 \pm 0.11 \pm 0.12 \pm 0.09$
$B^+ \rightarrow \eta(1475)K^+ \rightarrow (a_0(980)\pi)K^+$	$0.22 \pm 0.04 \pm 0.03 \pm 0.01$
$B^+ \rightarrow \eta(1475)K^+ \rightarrow (K^0 K \pi)K^+$	$1.51 \pm 0.16 \pm 0.24 \pm 0.09$
$B^+ \rightarrow \eta(1760)K^+ \rightarrow (K^* \bar{K})K^+$	$0.34 \pm 0.04 \pm 0.04 \pm 0.02$
$B^+ \rightarrow \eta(1760)K^+ \rightarrow (a_0(980)\pi)K^+$	$0.26 \pm 0.04 \pm 0.02 \pm 0.02$
$B^+ \rightarrow \eta(1760)K^+ \rightarrow (K^0 K \pi)K^+$	$2.21 \pm 0.20 \pm 0.33 \pm 0.13$
$B^+ \rightarrow \eta(1405)K^+ \rightarrow (K^* \bar{K})K^+$	$0.38 \pm 0.05 \pm 0.09 \pm 0.02$
$B^+ \rightarrow \eta(1405)K^+ \rightarrow (K^0 K \pi)K^+$	$0.80 \pm 0.05 \pm 0.09 \pm 0.05$
$B^+ \rightarrow f_1(1285)K^+ \rightarrow (a_0(980)\pi)K^+$	$0.28 \pm 0.02 \pm 0.02 \pm 0.02$
$B^+ \rightarrow f_1(1420)K^+ \rightarrow (K^* \bar{K})K^+$	$1.14 \pm 0.06 \pm 0.19 \pm 0.07$
$B^+ \rightarrow f_1(1510)K^+ \rightarrow (K^* \bar{K})K^+$	$0.38 \pm 0.03 \pm 0.15 \pm 0.02$
$B^+ \rightarrow h_1(1415)K^+ \rightarrow (K^* \bar{K})K^+$	$2.22 \pm 0.10 \pm 0.23 \pm 0.10$
$B^+ \rightarrow h_1(1595)K^+ \rightarrow (K^* \bar{K})K^+$	$1.04 \pm 0.10 \pm 0.12 \pm 0.06$
$B^+ \rightarrow \eta_2(1645)K^+ \rightarrow (K^* \bar{K})K^+$	$0.15 \pm 0.02 \pm 0.02 \pm 0.01$

and $f_1(1510)$, complicates the interpretation as both states compete to be interpreted as the $s\bar{s}$ member of the $J^{PC} = 1^{++}$ nonet [15]. The relative phases of the $J^{PC} = 1^{-+}$ resonances are found to be different in the two final states as a result of the inversion of the population of neutral and charged K^* in the $K_S^0 K \pi$ Dalitz plot for $B^+ \rightarrow K_S^0 K^- \pi^+ K^+$ and $B^+ \rightarrow K_S^0 K^+ \pi^- K^+$ decays.

A strong $J^{PC} = 0^{-+}$ contribution is found, composed of $\eta(1405)$, $\eta(1475)$ and $\eta(1760)$ resonances. As these states are also observed in J/ψ radiative decays, this suggests that their production mechanisms are possibly similar to those acting in B^+ decays.

The understanding of the $I = 0$, $J^{PC} = 0^{-+}$ nonet is still incomplete, with each of the three η resonances being proposed as candidates for the pseudoscalar glueball [43] (see the review on the spectroscopy of light-meson resonances in Ref. [19]).

In this paper, the first measurements of branching fractions for exclusive $B^+ \rightarrow R^0 K^+$ decays are reported, where R^0 is an $I = 0$ resonance having $u\bar{u}$, $s\bar{s}$ or possibly gg content. These results provide new information on light-meson spectroscopy in the low-mass region, offering insights into gluonium physics, a fundamental aspect of QCD. New experimental inputs may arise in the near future from current experiments studying charmonium decays or central production, or from future proton-antiproton colliders.

Acknowledgements

We express our gratitude to our colleagues in the CERN accelerator departments for the excellent performance of the LHC. We thank the technical and administrative staff at the LHCb institutes. We acknowledge support from CERN and from the national agencies: CAPES, CNPq, FAPERJ and FINEP (Brazil); MOST and NSFC (China); CNRS/IN2P3 (France); BMBF, DFG and MPG (Germany); INFN (Italy); NWO (Netherlands); MNiSW and NCN (Poland); MCID/IFA (Romania); MICIU and AEI (Spain); SNSF and SER (Switzerland); NASU (Ukraine); STFC (United Kingdom); DOE NP and NSF (USA). We acknowledge the computing resources that are provided by CERN, IN2P3 (France), KIT and DESY (Germany), INFN (Italy), SURF (Netherlands), PIC (Spain), GridPP (United Kingdom), CSCS (Switzerland), IFIN-HH (Romania), CBPF (Brazil), and Polish WLCG (Poland). We are indebted to the communities behind the multiple open-source software packages on which we depend. Individual groups or members have received support from ARC and ARDC (Australia); Key Research Program of Frontier Sciences of CAS, CAS PIFI, CAS CCEPP, Fundamental Research Funds for the Central Universities, and Sci. & Tech. Program of Guangzhou (China); Minciencias (Colombia); EPLANET, Marie Skłodowska-Curie Actions, ERC and NextGenerationEU (European Union); A*MIDEX, ANR, IPhU and Labex P2IO, and Région Auvergne-Rhône-Alpes (France); AvH Foundation (Germany); ICSC (Italy); Severo Ochoa and María de Maeztu Units of Excellence, GVA, XuntaGal, GENCAT, InTalent-Inditex and Prog. Atracción Talento CM (Spain); SRC (Sweden); the Leverhulme Trust, the Royal Society and UKRI (United Kingdom).

A Appendix A

An amplitude analysis is performed on candidates in the B^+ signal region (see Sec. 3) and $m(K_S^0 K \pi) < 1.85$ GeV to describe the two B^+ decays and to obtain information on the resonances contributing to the $K_S^0 K \pi$ final state. Amplitudes are modeled by the nonrelativistic Zemach-tensor formalism [38–40]. The particles involved in the decay are labeled as

$$B \rightarrow \pi_1 K_2 K_3^0 K_4,$$

and the decay is assumed to proceed as

$$B \rightarrow R^0 K_4,$$

where R^0 indicates an intermediate resonance which decays as

$$R^0 \rightarrow \pi_1 K_2 K_3^0, \quad (15)$$

and K_4 is assumed to be a spectator. An isobar model is assumed for the decay of the resonance as $R^0 \rightarrow Xc$, where X indicates a two-body $X \rightarrow ab$ resonance. While the $B \rightarrow R^0 K_4$ process is a weak decay and conserves only angular momentum, the $R^0 \rightarrow \pi_1 K_2 K_3^0$ transition is a strong decay and conserves angular momentum and parity. In the decay $R^0 \rightarrow \pi_1 K_2 K_3^0$, p_i ($i = 1, 2, 3$) indicate the momenta of the three particles in the rest frame of the $\pi_1 K_2 K_3^0$ system. The amplitudes are defined as follows.

- Symmetric and traceless tensors of rank L constructed with p_i are used to describe orbital angular momenta L between the resonance X and c .
- Symmetric and traceless tensors of rank S constructed with t_i are used to describe the spin of the intermediate resonance X . For a resonance X , decaying to the a and b final states, having 3-momenta p_j, p_k with masses m_j and m_k , the t_i are defined as

$$t_i = p_j - p_k - (p_j + p_k) \frac{m_j^2 - m_k^2}{m_{jk}^2}, \quad (16)$$

with cyclic i, j, k indices.

- The tensors are then combined into a tensor T_J of rank J to obtain the spin J of the $\pi_1 K_2 K_3^0$ system.
- To describe the decay $B \rightarrow R^0 K_4$, q_4 indicates the momentum of the kaon K_4 in the B rest frame. A symmetric and traceless tensor Q_J of rank J made with q_4 is used to describe the orbital angular momentum between R^0 and K_4 .
- Finally, the two T_J and Q_J tensors are contracted to a scalar to obtain the spin of the B meson.

Resonances that can contribute to the decay of the $K_S^0 K \pi$ system for $m(K_S^0 K \pi) < 1.85$ GeV are: $K^*(892)^+$, $K^*(892)^0$, and $a_0(980)$. The $K^*(892)$ resonance is described by a complex spin-1 relativistic BW function with standard Blatt–Weisskopf [42] form factors and a radius r fixed to 2.5 GeV^{-1} [31]. The symbol $K^*(ij)$ in Table 15 indicates the $K^*(892)$ BW function formed with the particles combination ij listed in

Table 15: Amplitudes used in the Dalitz plot analysis of $B \rightarrow (R^0 \rightarrow \pi_1 K_2 K_3^0) K_4$ decays, where J^P indicate the R^0 spin-parity, and L the angular momentum between the subresonance (K^* or a_0) and the other final-state particle. Bold symbols represent three-vectors.

J^P	L	Amplitude (W)
$0^- [S]$	0	$a_0(23)$
$0^- [P]$	1	$K^*(12)(\mathbf{t}_3 \cdot \mathbf{p}_3) + GK^*(13)(\mathbf{t}_2 \cdot \mathbf{p}_2)$
$1^+ [S]$	0	$[K^*(12)\mathbf{t}_3 + GK^*(13)\mathbf{t}_2] \cdot \mathbf{q}_4$
$1^+ [P]$	1	$a_0(23)(\mathbf{p}_1 \cdot \mathbf{q}_4)$
$1^+ [D]$	2	$[K^*(12)\{\mathbf{p}_3(\mathbf{t}_3 \cdot \mathbf{p}_3) - \frac{1}{3}(\mathbf{p}_3 \cdot \mathbf{p}_3)\mathbf{t}_3\} + GK^*(13)\{\mathbf{p}_2(\mathbf{t}_2 \cdot \mathbf{p}_2) - \frac{1}{3}(\mathbf{p}_2 \cdot \mathbf{p}_2)\mathbf{t}_2\}] \cdot \mathbf{q}_4$
1^-	1	$[K^*(12)(\mathbf{t}_3 \times \mathbf{p}_3) + GK^*(13)(\mathbf{t}_2 \times \mathbf{p}_2)] \cdot \mathbf{q}_4$
$2^- [P]$	1	$[K^*(12)\{\frac{1}{2}(t_3^i \cdot p_3^j + t_3^j \cdot p_3^i) - \frac{1}{3}(\mathbf{t}_3 \cdot \mathbf{p}_3)\delta^{ij}\} + GK^*(13)\{\frac{1}{2}(t_2^i \cdot p_2^j + t_2^j \cdot p_2^i) - \frac{1}{3}(\mathbf{t}_2 \cdot \mathbf{p}_2)\delta^{ij}\}] \cdot [q_4^i q_4^j - \frac{1}{3} \mathbf{q}_4 ^2 \delta^{ij}]$
$2^- [D]$	2	$a_0(23)(p_1^i p_1^j - \frac{1}{3} \mathbf{p}_1 ^2) \cdot (q_4^i q_4^j - \frac{1}{3} \mathbf{q}_4 ^2 \delta^{ij})$
$2^- [F]$	3	$[K^*(12)\{(\mathbf{t}_3 \cdot \mathbf{p}_3)(p_3^i p_3^j - \frac{1}{3} \mathbf{p}_3 ^2 \delta^{ij})\} + GK^*(13)\{(\mathbf{t}_2 \cdot \mathbf{p}_2)(p_2^i p_2^j - \frac{1}{3} \mathbf{p}_2 ^2 \delta^{ij})\}] \cdot [q_4^i q_4^j - \frac{1}{3} \mathbf{q}_4 ^2 \delta^{ij}]$
2^+	2	$[K^*(12)\{\frac{1}{2}(\mathbf{t}_3 \times \mathbf{p}_3)^i p_3^j + p_3^i (\mathbf{t}_3 \times \mathbf{p}_3)^j\} - \frac{1}{3}\{(\mathbf{t}_3 \times \mathbf{p}_3) \cdot \mathbf{p}_3\}\delta^{ij} + GK^*(13)\{\frac{1}{2}(\mathbf{t}_2 \times \mathbf{p}_2)^i p_2^j + p_2^i (\mathbf{t}_2 \times \mathbf{p}_2)^j\} - \frac{1}{3}\{(\mathbf{t}_2 \times \mathbf{p}_2) \cdot \mathbf{p}_2\}\delta^{ij}] \cdot [q_4^i q_4^j - \frac{1}{3} \mathbf{q}_4 ^2 \delta^{ij}]$

Eq. 15. The $a_0(980)$ resonance is described by a complex coupled-channel Breit–Wigner function

$$a_0(m) = \frac{g_2}{m_0^2 - m^2 - i(\rho_1 g_1^2 + \rho_2 g_2^2)}, \quad (17)$$

where ρ_1 and ρ_2 , and g_1 and g_2 are phase-space factors and couplings, respectively, to the $\eta\pi$ (1) and $K\bar{K}$ (2) final states. The $a_0(980)$ parameters are fixed to the values $m_0 = 999 \pm 2$ MeV, $g_1 = 324 \pm 15$ MeV, and $g_2^2/g_1^2 = 1.03 \pm 0.14$ [44] and the corresponding BW function is indicated with $a_0(23)$ in Table 15.

For isospin $I = 0$ resonances, the interference between neutral $K^*(12)$ and charged $K^*(13)$ is fixed by G -parity, being constructive for $G = +1$ and destructive for $G = -1$. Note, however, that as G -parity is related to C -parity by $G = C(-1)^I$, an additional minus sign is added to the above definitions of the three-momenta to ensure correct transformation under C -parity instead, such that constructive interference is obtained with $G = -1$ and vice versa.

Table 15 lists the amplitudes used in this analysis. Asymmetries between the charged and neutral K^* can be generated by interference between $I = 0$ amplitudes having opposite C -parities or by interfering $I = 0$ and $I = 1$ amplitudes. In this analysis, no evidence is found of contributing $I = 1$ amplitudes.

In the $B \rightarrow R^0 K_4$ decay, R^0 resonances are described with the BW function given in Eq. 12 multiplied by the appropriate spin-parity terms $W(\vec{x})$ described in Table 15.

B Appendix B

Systematic uncertainties on the measured fit fractions and phases are listed in Tables 16 and 17.

Table 16: Absolute systematic uncertainties on fractions and phases for the $B^+ \rightarrow K_S^0 K^- \pi^+ K^+$ decay.

Contributions	Decay mode	Fractions [%]							
		r	BW	a_0	eff	bkg	int	trig	Total
$\eta(1475)$	$K^* \bar{K}$	0.07	1.04	0.05	0.07	0.02	0.28	0.02	1.08
	$a_0 \pi$	0.10	0.30	0.08	0.04	0.04	0.02	0.17	0.37
	PS	0.26	1.99	0.30	0.57	0.08	0.16	0.22	2.13
$\eta(1760)$	$K^* \bar{K}$	0.02	0.31	0.01	0.01	0.02	0.06	0.01	0.32
	$a_0 \pi$	0.08	0.19	0.05	0.04	0.03	0.01	0.21	0.30
	PS	0.42	2.60	0.09	0.05	0.11	0.26	0.05	2.65
$\eta(1405)$	$K^* \bar{K}$	0.03	1.86	0.04	0.14	0.02	0.08	0.03	1.87
	PS	0.03	0.80	< 0.01	0.09	0.02	0.02	0.06	0.81
$f_1(1285)$	$a_0 \pi$	< 0.01	0.14	0.01	0.04	< 0.01	0.04	0.03	0.15
$f_1(1420)$	$K^* \bar{K}$	0.06	2.10	0.03	0.23	0.02	0.13	0.32	2.14
$h_1(1415)$	$K^* \bar{K}[S]$	0.06	1.86	0.01	0.16	0.02	0.19	0.56	1.96
	$K^* \bar{K}[D]$	0.04	0.11	< 0.01	0.11	< 0.01	0.09	0.08	0.20
$f_1(1510)$	$K^* \bar{K}$	< 0.01	1.18	0.01	0.10	0.01	0.06	0.03	1.19
$h_1(1595)$	$K^* \bar{K}[S]$	0.09	0.82	0.02	0.19	0.23	0.19	1.02	1.36
$\eta_2(1645)$	$K^* \bar{K}$	0.03	0.80	< 0.01	0.08	< 0.01	0.02	0.07	0.81
PS		0.82	2.71	0.04	0.17	0.10	0.28	0.42	2.88
K_{ne}^*		0.11	0.19	0.01	0.03	0.02	0.07	0.11	0.26
K_{ch}^*		0.16	0.80	0.02	0.19	0.04	0.25	0.26	0.91
Contributions	Decay mode	Phases [rad]							
		r	BW	a_0	eff	bkg	int	trig	Total
$\eta(1475)$	$a_0 \pi$	0.01	0.09	0.04	0.01	0.01	0.04	0.11	0.16
	PS	0.01	0.10	0.01	0.03	0.01	< 0.01	0.06	0.12
$\eta(1760)$	$K^* \bar{K}$	< 0.01	0.20	0.01	0.16	0.09	0.02	0.06	0.28
	$a_0 \pi$	0.01	0.16	0.04	0.10	0.01	0.01	0.03	0.21
	PS	0.01	0.19	0.01	0.02	< 0.01	0.01	0.01	0.20
$\eta(1405)$	$K^* \bar{K}$	0.02	0.13	< 0.01	0.14	< 0.01	0.02	0.03	0.20
	PS	< 0.01	0.19	< 0.01	0.19	< 0.01	0.01	0.08	0.31
$f_1(1285)$	$a_0 \pi$	0.01	0.24	0.04	0.05	0.01	< 0.01	0.08	0.26
$f_1(1420)$	$K^* \bar{K}$	< 0.01	0.22	< 0.01	0.05	< 0.01	0.02	0.05	0.23
$h_1(1415)$	$K^* \bar{K}[S]$	0.01	0.18	< 0.01	0.05	< 0.01	0.02	0.06	0.20
	$K^* \bar{K}[D]$	< 0.01	0.07	< 0.01	0.14	< 0.01	0.01	0.05	0.16
$f_1(1510)$	$K^* \bar{K}$	< 0.01	0.20	< 0.01	0.42	< 0.01	0.02	0.09	0.48
$h_1(1595)$	$K^* \bar{K}[S]$	< 0.01	0.16	< 0.01	0.10	< 0.01	0.01	< 0.01	0.19
$\eta_2(1645)$	$K^* \bar{K}$	0.01	0.07	< 0.01	< 0.01	< 0.01	< 0.01	0.05	0.09
PS		0.01	0.14	< 0.01	0.03	< 0.01	0.01	0.04	0.15
K_{ne}^*		0.01	0.08	< 0.01	0.19	< 0.01	0.02	0.06	0.22
K_{ch}^*		< 0.01	0.06	< 0.01	0.18	< 0.01	0.01	0.01	0.19

C Appendix C

Figures 19 and 20 show the mass distributions of two- and three-body final-state particles involving the spectator kaon for $B^+ \rightarrow K_S^0 K^- \pi^+ K^+$ and $B^+ \rightarrow K_S^0 K^+ \pi^- K^+$ data. The agreement between the fit and data is reasonable with all distributions and fit projections

being consistent with phase space, as expected.

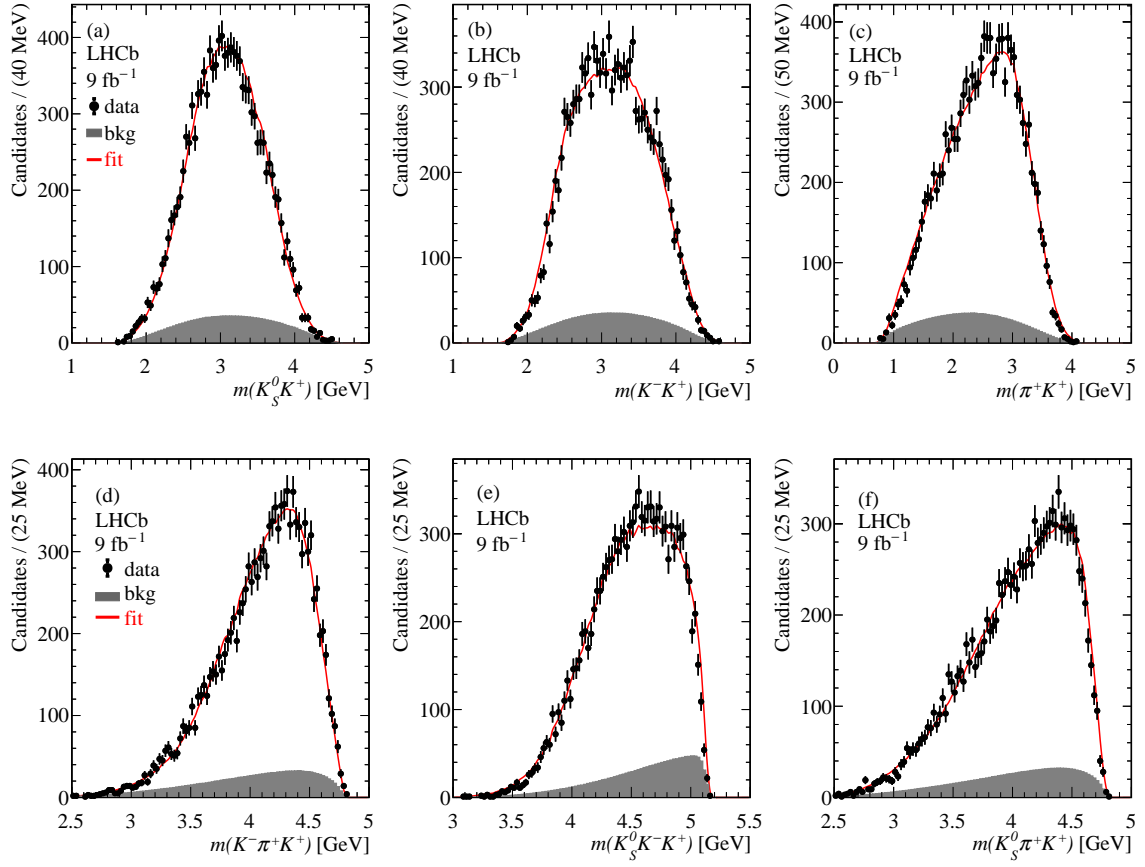


Figure 19: Invariant-mass distributions and fit projections of (a)–(c) two- and (d)–(f) three-body final-state particles involving the spectator kaon for $B^+ \rightarrow K_S^0 K^- \pi^+ K^+$ data.

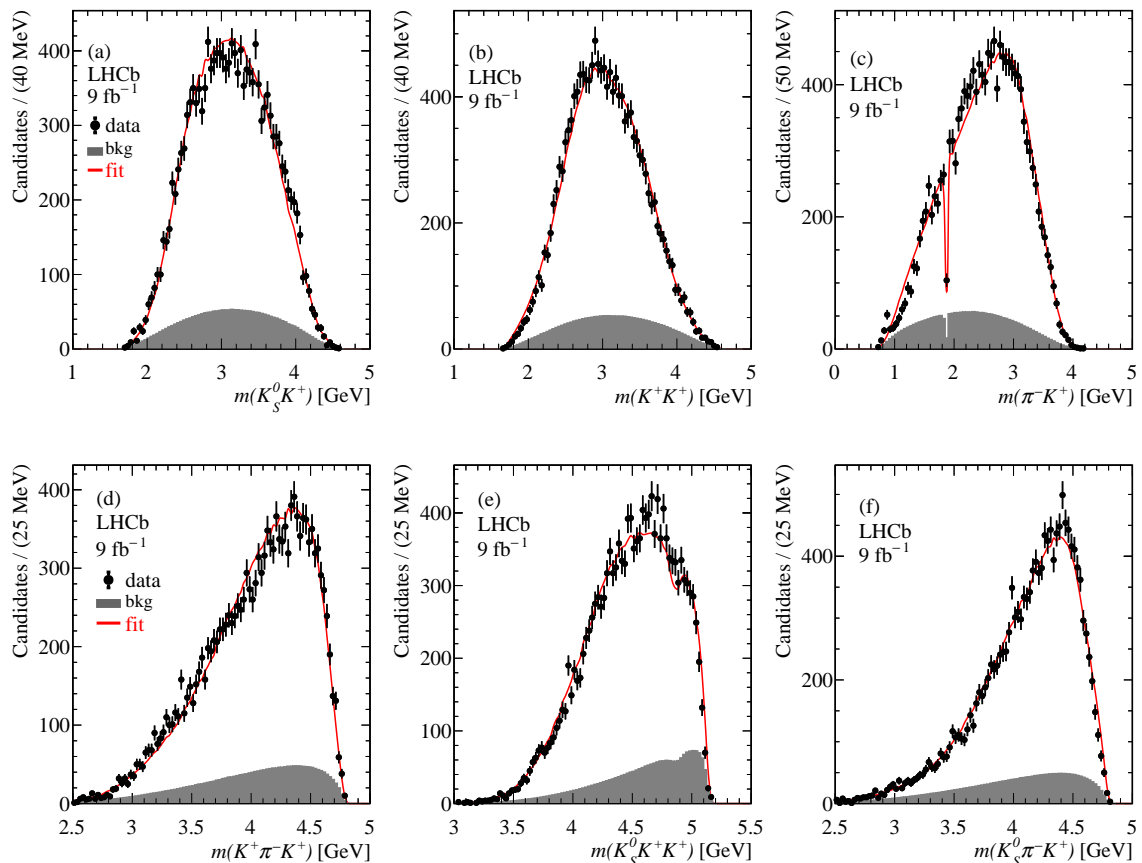


Figure 20: Invariant-mass distribution of (a)–(c) two- and (d)–(f) three-body final state particles involving the spectator kaon for $B^+ \rightarrow K_S^0 K^+ \pi^- K^+$ data. The depletion in (c) is due to the removal of the open-charm contribution due to $\bar{D}^0 \rightarrow K^+ \pi^-$ decays.

Table 17: Absolute systematic uncertainties on fractions and phases for the $B^+ \rightarrow K_S^0 K^+ \pi^- K^+$ decay.

Contributions	Decay mode	Fractions[%]							Total
		r	BW	a_0	eff	bkg	int	trig	
$\eta(1475)$	$K^* \bar{K}$	0.13	1.28	0.11	0.09	0.03	0.07	0.59	1.43
	$a_0 \pi$	0.14	0.30	0.11	0.04	0.02	0.08	0.01	0.62
	PS	0.12	2.23	1.17	0.31	0.07	0.08	1.03	2.74
$\eta(1760)$	$K^* \bar{K}$	0.09	0.40	0.19	0.02	0.01	0.02	0.07	0.53
	$a_0 \pi$	0.07	0.23	0.11	0.03	0.01	0.03	0.08	0.29
	PS	0.48	4.57	2.04	0.09	0.08	0.55	0.77	6.15
$\eta(1405)$	$K^* \bar{K}$	0.08	0.57	0.22	0.08	0.01	0.03	0.23	0.73
	PS	0.17	0.77	0.19	0.10	0.01	0.05	0.41	3.54
$f_1(1285)$	$a_0 \pi$	0.01	0.19	0.02	0.05	< 0.01	0.03	0.14	0.54
$f_1(1420)$	$K^* \bar{K}$	0.01	1.49	0.80	0.09	0.01	0.12	0.01	1.71
$h_1(1415)$	$K^* \bar{K}[S]$	0.14	3.19	1.47	0.25	0.02	0.27	0.16	3.54
	$K^* \bar{K}[D]$	0.01	0.11	0.16	0.09	0.01	0.03	0.09	0.24
$f_1(1510)$	$K^* \bar{K}$	0.08	2.72	0.06	0.10	< 0.01	0.07	0.26	2.74
$h_1(1595)$	$K^* \bar{K}[S]$	0.08	2.17	1.64	0.44	0.03	0.16	0.09	2.77
$\eta_2(1645)$	$K^* \bar{K}$	0.02	0.05	0.13	0.05	< 0.01	0.02	0.10	0.18
PS		0.81	4.79	1.19	0.07	0.07	0.42	0.26	7.33
K_{ne}^*		0.06	0.25	0.19	0.03	0.03	0.01	0.05	0.37
K_{ch}^*		0.09	0.21	0.94	0.08	0.04	0.07	0.08	0.97
Contributions	Decay mode	Phases [rad]							Total
		r	BW	a_0	eff	bkg	int	trig	
$\eta(1475)$	$a_0 \pi$	0.02	0.11	0.07	< 0.01	0.01	0.02	0.01	0.13
	PS	0.01	0.12	0.05	< 0.01	< 0.01	0.02	< 0.01	0.14
$\eta(1760)$	$K^* \bar{K}$	0.01	0.19	0.07	0.01	< 0.01	0.02	0.01	0.21
	$a_0 \pi$	0.01	0.13	0.19	0.01	0.01	0.02	0.07	0.25
	PS	0.01	0.20	0.06	< 0.01	< 0.01	0.01	0.06	0.22
$\eta(1405)$	$K^* \bar{K}$	0.02	0.18	0.02	< 0.01	< 0.01	0.02	0.01	0.18
	PS	0.02	0.19	0.03	< 0.01	0.01	0.01	0.06	0.20
$f_1(1285)$	$a_0 \pi$	0.01	0.09	0.04	0.01	0.01	0.01	0.07	0.14
$f_1(1420)$	$K^* \bar{K}$	0.02	0.26	0.07	< 0.01	< 0.01	0.02	0.02	0.27
$h_1(1415)$	$K^* \bar{K}[S]$	0.01	0.19	0.51	< 0.01	< 0.01	0.01	0.03	0.55
	$K^* \bar{K}[D]$	0.01	0.08	0.41	< 0.01	< 0.01	0.03	0.06	0.42
$f_1(1510)$	$K^* \bar{K}$	< 0.01	0.19	0.06	0.02	< 0.01	0.02	0.12	0.24
$h_1(1595)$	$K^* \bar{K}[S]$	0.01	0.15	0.46	0.01	< 0.01	0.01	0.01	0.48
$\eta_2(1645)$	$K^* \bar{K}$	0.01	0.07	0.02	0.03	< 0.01	0.03	0.01	0.09
PS		0.11	0.11	0.05	0.01	< 0.01	0.01	0.01	0.17
K_{ne}^*		0.07	0.07	0.08	< 0.01	< 0.01	0.01	0.10	0.16
K_{ch}^*		0.07	0.07	0.01	0.01	< 0.01	0.02	0.02	0.10

References

- [1] E. Klempt and A. Zaitsev, *Glueballs, hybrids, multiquarks. Experimental facts versus QCD inspired concepts*, Phys. Rept. **454** (2007) 1, arXiv:0708.4016.
- [2] Y. Chen *et al.*, *Glueball spectrum and matrix elements on anisotropic lattices*, Phys. Rev. **D73** (2006) 014516, arXiv:hep-lat/0510074.
- [3] W. Ochs, *The status of glueballs*, J. Phys. **G40** (2013) 043001, arXiv:1301.5183.
- [4] H.-X. Chen *et al.*, *An updated review of the new hadron states*, Rept. Prog. Phys. **86** (2023) 026201, arXiv:2204.02649.
- [5] R. L. Jaffe and K. Johnson, *Unconventional states of confined quarks and gluons*, Phys. Lett. **B60** (1976) 201.
- [6] C. E. Carlson, T. H. Hansson, and C. Peterson, *Meson, baryon and glueball masses in the MIT bag model*, Phys. Rev. **D27** (1983) 1556, Erratum *ibid.* **D28** (1983) 2985.
- [7] M. S. Chanowitz and S. R. Sharpe, *Hybrids: Mixed states of suarks and sluons*, Nucl. Phys. **B222** (1983) 211, Erratum *ibid.* **B228** (1983) 588.
- [8] Mark-II collaboration, D. L. Scharre *et al.*, *Observation of the radiative transition $\psi \rightarrow \gamma E(1420)$* , Phys. Lett. B **97** (1980) 329.
- [9] Crystal-Ball collaboration, C. Edwards *et al.*, *Observation of a pseudoscalar state at 1440 MeV in J/ψ radiative decays*, Phys. Rev. Lett. **49** (1982) 259, Erratum *ibid.* **50** (1983) 219.
- [10] L. Kopke and N. Wermes, *J/ψ decays*, Phys. Rept. **174** (1989) 67.
- [11] MARK-III collaboration, Z. Bai *et al.*, *Partial wave analysis of $J/\psi \rightarrow \gamma K_S^0 K^\pm \pi^\mp$* , Phys. Rev. Lett. **65** (1990) 2507.
- [12] BES collaboration, M. Ablikim *et al.*, *Pseudoscalar production at $\omega\omega$ threshold in $J/\psi \rightarrow \gamma\omega\omega$* , Phys. Rev. **D73** (2006) 112007, arXiv:hep-ex/0604045.
- [13] BESIII collaboration, M. Ablikim *et al.*, *Study of $\eta(1405)/\eta(1475)$ in $J/\psi \rightarrow \gamma K_S^0 K_S^0 \pi^0$ decay*, JHEP **03** (2023) 121, arXiv:2209.11175.
- [14] WA76 collaboration, T. A. Armstrong *et al.*, *Study of the centrally produced $K_1^0 K^\pm \pi^\mp$ system at 85 GeV/c*, Z. Phys. **C34** (1987) 23.
- [15] D. Aston *et al.*, *Evidence for two strangeonium resonances with $J^{PC} = 1^{++}$ and 1^{+-} in K^-p interactions at 11 GeV/c*, Phys. Lett. **B201** (1988) 573.
- [16] P. Gavillet *et al.*, *Evidence for a new $K^* \bar{K}$ state at a mass of 1530 MeV with $IJ^{(PC)} = 01^{++}$ observed in K^-p interactions at 4.2 GeV/c*, Z. Phys. **C16** (1982) 119.
- [17] R. S. Longacre, *The $E(1420)$ meson as a $K \bar{K} \pi$ molecule*, Phys. Rev. **D42** (1990) 874.

- [18] H. Fritzsch, *The gluonic decay of the b-quark and the η' -meson*, Phys. Lett. **B415** (1997) 83, [arXiv:hep-ph/9708348](#).
- [19] Particle Data Group, S. Navas *et al.*, *Review of particle physics*, Phys. Rev. **D110** (2024) 030001.
- [20] BaBar collaboration, B. Aubert *et al.*, *Study of B meson decays with excited η and η' mesons*, Phys. Rev. Lett. **101** (2008) 091801, [arXiv:0804.0411](#).
- [21] LHCb collaboration, A. A. Alves Jr. *et al.*, *The LHCb detector at the LHC*, JINST **3** (2008) S08005.
- [22] LHCb collaboration, R. Aaij *et al.*, *LHCb detector performance*, Int. J. Mod. Phys. **A30** (2015) 1530022, [arXiv:1412.6352](#).
- [23] R. Aaij *et al.*, *Performance of the LHCb Vertex Locator*, JINST **9** (2014) P09007, [arXiv:1405.7808](#).
- [24] R. Aaij *et al.*, *The LHCb Trigger and its Performance in 2011*, JINST **8** (2013) P04022, [arXiv:1211.3055](#).
- [25] T. Sjöstrand, S. Mrenna, and P. Skands, *A brief introduction to PYTHIA 8.1*, Comput. Phys. Commun. **178** (2008) 852, [arXiv:0710.3820](#); T. Sjöstrand, S. Mrenna, and P. Skands, *PYTHIA 6.4 physics and manual*, JHEP **05** (2006) 026, [arXiv:hep-ph/0603175](#).
- [26] I. Belyaev *et al.*, *Handling of the generation of primary events in Gauss, the LHCb simulation framework*, J. Phys. Conf. Ser. **331** (2011) 032047.
- [27] D. J. Lange, *The EvtGen particle decay simulation package*, Nucl. Instrum. Meth. **A462** (2001) 152.
- [28] N. Davidson, T. Przedzinski, and Z. Was, *PHOTOS interface in C++: Technical and physics documentation*, Comp. Phys. Comm. **199** (2016) 86, [arXiv:1011.0937](#).
- [29] Geant4 collaboration, J. Allison *et al.*, *Geant4 developments and applications*, IEEE Trans. Nucl. Sci. **53** (2006) 270; Geant4 collaboration, S. Agostinelli *et al.*, *Geant4: A simulation toolkit*, Nucl. Instrum. Meth. **A506** (2003) 250.
- [30] M. Clemencic *et al.*, *The LHCb simulation application, Gauss: Design, evolution and experience*, J. Phys. Conf. Ser. **331** (2011) 032023.
- [31] LHCb collaboration, R. Aaij *et al.*, *Study of charmonium decays to $K_S^0 K \pi$ in the $B \rightarrow (K_S^0 K \pi) K$ channels*, Phys. Rev. **D108** (2023) 032010, [arXiv:2304.14891](#).
- [32] W. D. Hulsbergen, *Decay chain fitting with a Kalman filter*, Nucl. Instrum. Meth. **A552** (2005) 566, [arXiv:physics/0503191](#).
- [33] L. Breiman, J. H. Friedman, R. A. Olshen, and C. J. Stone, *Classification and regression trees*, Wadsworth international group, Belmont, California, USA, 1984.
- [34] Y. Freund and R. E. Schapire, *A decision-theoretic generalization of on-line learning and an application to boosting*, J. Comput. Syst. Sci. **55** (1997) 119.

- [35] H. Voss, A. Hoecker, J. Stelzer, and F. Tegenfeldt, *TMVA - Toolkit for Multivariate Data Analysis with ROOT*, PoS **ACAT** (2007) 040; A. Hoecker *et al.*, *TMVA 4 — Toolkit for Multivariate Data Analysis with ROOT. Users Guide.*, arXiv:physics/0703039.
- [36] B. P. Roe *et al.*, *Boosted decision trees, an alternative to artificial neural networks*, Nucl. Instrum. Meth. **A543** (2005) 577, arXiv:physics/0408124.
- [37] LHCb collaboration, R. Aaij *et al.*, *Amplitude analysis of $B_s^0 \rightarrow K_S^0 K^\pm \pi^\mp$ decays*, JHEP **06** (2019) 114, arXiv:1902.07955.
- [38] C. Zemach, *Three pion decays of unstable particles*, Phys. Rev. **133** (1964) B1201.
- [39] CERN-College de France-Madrid-Stockholm collaboration, C. Dionisi *et al.*, *Observation and quantum numbers determination of the $E(1420)$ meson in $\pi^- p$ interactions at 3.95 GeV/c*, Nucl. Phys. **B169** (1980) 1.
- [40] V. Filippini, A. Fontana, and A. Rotondi, *Covariant spin tensors in meson spectroscopy*, Phys. Rev. **D51** (1995) 2247.
- [41] F. James, *Monte-Carlo phase space*, CERN Program Library (1968).
- [42] J. M. Blatt and V. F. Weisskopf, *Theoretical nuclear physics*, Springer, New York, 1952.
- [43] H.-n. Li, *Dispersive analysis of glueball masses*, Phys. Rev. **D104** (2021) 114017, arXiv:2109.04956.
- [44] Crystal Barrel collaboration, A. Abele *et al.*, *$p\bar{p}$ annihilation at rest into $K_L K^\pm \pi^\mp$* , Phys. Rev. **D57** (1998) 3860.

LHCb collaboration

R. Aaij³⁸ , A.S.W. Abdelmotteleb⁵⁷ , C. Abellan Beteta⁵¹ , F. Abudinén⁵⁷ ,
 T. Ackernley⁶¹ , A. A. Adefisoye⁶⁹ , B. Adeva⁴⁷ , M. Adinolfi⁵⁵ , P. Adlarson⁸² ,
 C. Agapopoulou¹⁴ , C.A. Aidala⁸³ , Z. Ajaltouni¹¹ , S. Akar¹¹ , K. Akiba³⁸ ,
 P. Albicocco²⁸ , J. Albrecht^{19,f} , F. Alessio⁴⁹ , M. Alexander⁶⁰ , Z. Aliouche⁶³ ,
 P. Alvarez Cartelle⁵⁶ , R. Amalric¹⁶ , S. Amato³ , J.L. Amey⁵⁵ , Y. Amhis¹⁴ ,
 L. An⁶ , L. Anderlini²⁷ , M. Andersson⁵¹ , A. Andreianov⁴⁴ , P. Andreola⁵¹ ,
 M. Andreotti²⁶ , D. Andreou⁶⁹ , A. Anelli^{31,o,49} , D. Ao⁷ , F. Archilli^{37,u} ,
 M. Argenton²⁶ , S. Arguedas Cuendis^{9,49} , A. Artamonov⁴⁴ , M. Artuso⁶⁹ ,
 E. Aslanides¹³ , R. Ataíde Da Silva⁵⁰ , M. Atzeni⁶⁵ , B. Audurier¹² , D. Bacher⁶⁴ ,
 I. Bachiller Perea¹⁰ , S. Bachmann²² , M. Bachmayer⁵⁰ , J.J. Back⁵⁷ ,
 P. Baladron Rodriguez⁴⁷ , V. Balagura¹⁵ , A. Balboni²⁶ , W. Baldini²⁶ , L. Balzani¹⁹ ,
 H. Bao⁷ , J. Baptista de Souza Leite⁶¹ , C. Barbero Pretel^{47,12} , M. Barbetti²⁷ , I.
 R. Barbosa⁷⁰ , R.J. Barlow⁶³ , M. Barnyakov²⁵ , S. Barsuk¹⁴ , W. Barter⁵⁹ ,
 J. Bartz⁶⁹ , J.M. Basels¹⁷ , S. Bashir⁴⁰ , G. Bassi^{35,r} , B. Batsukh⁵ , P. B.
 Battista¹⁴ , A. Bay⁵⁰ , A. Beck⁵⁷ , M. Becker¹⁹ , F. Bedeschi³⁵ , I.B. Bediaga² , N. A.
 Behling¹⁹ , S. Belin⁴⁷ , K. Belous⁴⁴ , I. Belov²⁹ , I. Belyaev³⁶ , G. Benane¹³ ,
 G. Bencivenni²⁸ , E. Ben-Haim¹⁶ , A. Berezhnoy⁴⁴ , R. Bernet⁵¹ , S. Bernet Andres⁴⁵ ,
 A. Bertolin³³ , C. Betancourt⁵¹ , F. Betti⁵⁹ , J. Bex⁵⁶ , Ia. Bezshyiko⁵¹ , J. Bhom⁴¹ ,
 M.S. Bieker¹⁹ , N.V. Biesuz²⁶ , P. Billoir¹⁶ , A. Biolchini³⁸ , M. Birch⁶² ,
 F.C.R. Bishop¹⁰ , A. Bitadze⁶³ , A. Bizzeti , T. Blake⁵⁷ , F. Blanc⁵⁰ , J.E. Blank¹⁹ ,
 S. Blusk⁶⁹ , V. Bocharnikov⁴⁴ , J.A. Boelhaue¹⁹ , O. Boente Garcia¹⁵ ,
 T. Boettcher⁶⁶ , A. Bohare⁵⁹ , A. Boldyrev⁴⁴ , C.S. Bolognani⁷⁹ , R. Bolzonella^{26,l} , R.
 B. Bonacci¹ , N. Bondar⁴⁴ , A. Bordelius⁴⁹ , F. Borgato^{33,p} , S. Borghi⁶³ ,
 M. Borsato^{31,o} , J.T. Borsuk⁴¹ , E. Bottalico⁶¹ , S.A. Bouchiba⁵⁰ , M. Bovill⁶⁴ ,
 T.J.V. Bowcock⁶¹ , A. Boyer⁴⁹ , C. Bozzi²⁶ , J. D. Brandenburg⁸⁴ ,
 A. Brea Rodriguez⁵⁰ , N. Breer¹⁹ , J. Brodzicka⁴¹ , A. Brossa Gonzalo^{47,†} , J. Brown⁶¹ ,
 D. Brundu³² , E. Buchanan⁵⁹ , L. Buonincontri^{33,p} , M. Burgos Marcos⁷⁹ , A.T. Burke⁶³ ,
 C. Burr⁴⁹ , J.S. Butter⁵⁶ , J. Buytaert⁴⁹ , W. Byczynski⁴⁹ , S. Cadeddu³² , H. Cai⁷⁴ ,
 A. C. Caillet¹⁶ , R. Calabrese^{26,l} , S. Calderon Ramirez⁹ , L. Calefice⁴⁶ , S. Cali²⁸ ,
 M. Calvi^{31,o} , M. Calvo Gomez⁴⁵ , P. Camargo Magalhaes^{2,z} , J. I. Cambon Bouzas⁴⁷ ,
 P. Campana²⁸ , D.H. Campora Perez⁷⁹ , A.F. Campoverde Quezada⁷ , S. Capelli³¹ ,
 L. Capriotti²⁶ , R. Caravaca-Mora⁹ , A. Carbone^{25,j} , L. Carcedo Salgado⁴⁷ ,
 R. Cardinale^{29,m} , A. Cardini³² , P. Carniti^{31,o} , L. Carus²² , A. Casais Vidal⁶⁵ ,
 R. Caspary²² , G. Casse⁶¹ , M. Cattaneo⁴⁹ , G. Cavallero^{26,49} , V. Cavallini^{26,l} ,
 S. Celani²² , S. Cesare^{30,n} , A.J. Chadwick⁶¹ , I. Chahrour⁸³ , M. Charles¹⁶ ,
 Ph. Charpentier⁴⁹ , E. Chatzianagnostou³⁸ , M. Chefdeville¹⁰ , C. Chen¹³ , S. Chen⁵ ,
 Z. Chen⁷ , A. Chernov⁴¹ , S. Chernyshenko⁵³ , X. Chiotopoulos⁷⁹ , V. Chobanova⁸¹ ,
 M. Chrzaszcz⁴¹ , A. Chubykin⁴⁴ , V. Chulikov²⁸ , P. Ciambone²⁸ , X. Cid Vidal⁴⁷ ,
 G. Ciezarek⁴⁹ , P. Cifra⁴⁹ , P.E.L. Clarke⁵⁹ , M. Clemencic⁴⁹ , H.V. Cliff⁵⁶ ,
 J. Closier⁴⁹ , C. Cocha Toapaxi²² , V. Coco⁴⁹ , J. Cogan¹³ , E. Cogneras¹¹ ,
 L. Cojocariu⁴³ , S. Collaviti⁵⁰ , P. Collins⁴⁹ , T. Colombo⁴⁹ , M. Colonna¹⁹ ,
 A. Comerma-Montells⁴⁶ , L. Congedo²⁴ , A. Contu³² , N. Cooke⁶⁰ , I. Corredoira⁴⁷ ,
 A. Correia¹⁶ , G. Corti⁴⁹ , J. Cottee Meldrum⁵⁵ , B. Couturier⁴⁹ , D.C. Craik⁵¹ ,
 M. Cruz Torres^{2,g} , E. Curras Rivera⁵⁰ , R. Currie⁵⁹ , C.L. Da Silva⁶⁸ , S. Dadabaev⁴⁴ ,
 L. Dai⁷¹ , X. Dai⁴ , E. Dall'Occo⁴⁹ , J. Dalseno⁴⁷ , C. D'Ambrosio⁴⁹ , J. Daniel¹¹ ,
 A. Danilina⁴⁴ , P. d'Argent²⁴ , G. Darze³ , A. Davidson⁵⁷ , J.E. Davies⁶³ ,
 A. Davis⁶³ , O. De Aguiar Francisco⁶³ , C. De Angelis^{32,k} , F. De Benedetti⁴⁹ ,
 J. de Boer³⁸ , K. De Bruyn⁷⁸ , S. De Capua⁶³ , M. De Cian²² ,

U. De Freitas Carneiro Da Graca^{2,a} , E. De Lucia²⁸ , J.M. De Miranda² , L. De Paula³ ,
 M. De Serio^{24,h} , P. De Simone²⁸ , F. De Vellis¹⁹ , J.A. de Vries⁷⁹ , F. Debernardis²⁴ ,
 D. Decamp¹⁰ , V. Dedu¹³ , S. Dekkers¹ , L. Del Buono¹⁶ , B. Delaney⁶⁵ ,
 H.-P. Dembinski¹⁹ , J. Deng⁸ , V. Denysenko⁵¹ , O. Deschamps¹¹ , F. Dettori^{32,k} ,
 B. Dey⁷⁷ , P. Di Nezza²⁸ , I. Diachkov⁴⁴ , S. Didenko⁴⁴ , S. Ding⁶⁹ , L. Dittmann²² ,
 V. Dobishuk⁵³ , A. D. Docheva⁶⁰ , C. Dong^{4,b} , A.M. Donohoe²³ , F. Dordei³² ,
 A.C. dos Reis² , A. D. Dowling⁶⁹ , W. Duan⁷² , P. Duda⁸⁰ , M.W. Dudek⁴¹ ,
 L. Dufour⁴⁹ , V. Duk³⁴ , P. Durante⁴⁹ , M. M. Duras⁸⁰ , J.M. Durham⁶⁸ , O. D.
 Durmus⁷⁷ , A. Dziurda⁴¹ , A. Dzyuba⁴⁴ , S. Easo⁵⁸ , E. Eckstein¹⁸ , U. Egede¹ ,
 A. Egorychev⁴⁴ , V. Egorychev⁴⁴ , S. Eisenhardt⁵⁹ , E. Ejopu⁶³ , L. Eklund⁸² ,
 M. Elashri⁶⁶ , J. Ellbracht¹⁹ , S. Ely⁶² , A. Ene⁴³ , J. Eschle⁶⁹ , S. Esen²² ,
 T. Evans⁶³ , F. Fabiano^{32,k} , L.N. Falcao² , Y. Fan⁷ , B. Fang⁷ , L. Fantini^{34,q,49} ,
 M. Faria⁵⁰ , K. Farmer⁵⁹ , D. Fazzini^{31,o} , L. Felkowski⁸⁰ , M. Feng^{5,7} , M. Feo¹⁹ ,
 A. Fernandez Casani⁴⁸ , M. Fernandez Gomez⁴⁷ , A.D. Fernez⁶⁷ , F. Ferrari^{25,j} ,
 F. Ferreira Rodrigues³ , M. Ferrillo⁵¹ , M. Ferro-Luzzi⁴⁹ , S. Filippov⁴⁴ , R.A. Fini²⁴ ,
 M. Fiorini^{26,l} , M. Firlej⁴⁰ , K.L. Fischer⁶⁴ , D.S. Fitzgerald⁸³ , C. Fitzpatrick⁶³ ,
 T. Fiutowski⁴⁰ , F. Fleuret¹⁵ , M. Fontana²⁵ , L. F. Foreman⁶³ , R. Forty⁴⁹ ,
 D. Foulds-Holt⁵⁶ , V. Franco Lima³ , M. Franco Sevilla⁶⁷ , M. Frank⁴⁹ ,
 E. Franzoso^{26,l} , G. Frau⁶³ , C. Frei⁴⁹ , D.A. Friday⁶³ , J. Fu⁷ , Q. Führung^{19,f,56} ,
 Y. Fujii¹ , T. Fulghesu¹⁶ , E. Gabriel³⁸ , G. Galati²⁴ , M.D. Galati³⁸ ,
 A. Gallas Torreira⁴⁷ , D. Galli^{25,j} , S. Gambetta⁵⁹ , M. Gandelman³ , P. Gandini³⁰ , B.
 Ganie⁶³ , H. Gao⁷ , R. Gao⁶⁴ , T.Q. Gao⁵⁶ , Y. Gao⁸ , Y. Gao⁶ , Y. Gao⁸ ,
 L.M. Garcia Martin⁵⁰ , P. Garcia Moreno⁴⁶ , J. García Pardiñas⁴⁹ , P. Gardner⁶⁷ , K. G.
 Garg⁸ , L. Garrido⁴⁶ , C. Gaspar⁴⁹ , L.L. Gerken¹⁹ , E. Gersabeck⁶³ ,
 M. Gersabeck²⁰ , T. Gershon⁵⁷ , S. Ghizzo^{29,m} , Z. Ghorbanimoghaddam⁵⁵ ,
 L. Giambastiani^{33,p} , F. I. Giasemis^{16,e} , V. Gibson⁵⁶ , H.K. Gienza⁴² ,
 A.L. Gilman⁶⁴ , M. Giovannetti²⁸ , A. Gioventù⁴⁶ , L. Girardey⁶³ , C. Giugliano^{26,l} ,
 M.A. Giza⁴¹ , E.L. Gkoukousis⁶² , F.C. Glaser^{14,22} , V.V. Gligorov^{16,49} , C. Göbel⁷⁰ ,
 E. Golobardes⁴⁵ , D. Golubkov⁴⁴ , A. Golutvin^{62,49,44} , S. Gomez Fernandez⁴⁶ , W.
 Gomulka⁴⁰ , F. Goncalves Abrantes⁶⁴ , M. Goncerz⁴¹ , G. Gong^{4,b} , J. A. Gooding¹⁹ ,
 I.V. Gorelov⁴⁴ , C. Gotti³¹ , E. Govorkova⁶⁵ , J.P. Grabowski¹⁸ ,
 L.A. Granado Cardoso⁴⁹ , E. Graugés⁴⁶ , E. Graverini^{50,s} , L. Grazette⁵⁷ ,
 G. Graziani , A. T. Grecu⁴³ , L.M. Greven³⁸ , N.A. Grieser⁶⁶ , L. Grillo⁶⁰ ,
 S. Gromov⁴⁴ , C. Gu¹⁵ , M. Guarise²⁶ , L. Guerry¹¹ , V. Guliaeva⁴⁴ , P.
 A. Günther²² , A.-K. Guseinov⁵⁰ , E. Gushchin⁴⁴ , Y. Guz^{6,49,44} , T. Gys⁴⁹ ,
 K. Habermann¹⁸ , T. Hadavizadeh¹ , C. Hadjivasiliou⁶⁷ , G. Haefeli⁵⁰ , C. Haen⁴⁹ , G.
 Hallett⁵⁷ , M.M. Halvorsen⁴⁹ , P.M. Hamilton⁶⁷ , J. Hammerich⁶¹ , Q. Han⁸ ,
 X. Han^{22,49} , S. Hansmann-Menzemer²² , L. Hao⁷ , N. Harnew⁶⁴ , T. H. Harris¹ ,
 M. Hartmann¹⁴ , S. Hashmi⁴⁰ , J. He^{7,c} , F. Hemmer⁴⁹ , C. Henderson⁶⁶ ,
 R.D.L. Henderson^{1,57} , A.M. Hennequin⁴⁹ , K. Hennessy⁶¹ , L. Henry⁵⁰ , J. Herd⁶² ,
 P. Herrero Gascon²² , J. Heuel¹⁷ , A. Hicheur³ , G. Hijano Mendizabal⁵¹ ,
 J. Horswill⁶³ , R. Hou⁸ , Y. Hou¹¹ , N. Howarth⁶¹ , J. Hu⁷² , W. Hu⁶ , X. Hu^{4,b} ,
 W. Huang⁷ , W. Hulsbergen³⁸ , R.J. Hunter⁵⁷ , M. Hushchyn⁴⁴ , D. Hutchcroft⁶¹ ,
 M. Idzik⁴⁰ , D. Ilin⁴⁴ , P. Ilten⁶⁶ , A. Inglessi⁴⁴ , A. Inikhin⁴⁴ , A. Ishteev⁴⁴ ,
 K. Ivshin⁴⁴ , R. Jacobsson⁴⁹ , H. Jage¹⁷ , S.J. Jaimes Elles^{75,49,48} , S. Jakobsen⁴⁹ ,
 E. Jans³⁸ , B.K. Jashal⁴⁸ , A. Jawahery⁶⁷ , V. Jevtic^{19,f} , E. Jiang⁶⁷ , X. Jiang^{5,7} ,
 Y. Jiang⁷ , Y. J. Jiang⁶ , M. John⁶⁴ , A. John Rubesh Rajan²³ , D. Johnson⁵⁴ ,
 C.R. Jones⁵⁶ , T.P. Jones⁵⁷ , S. Joshi⁴² , B. Jost⁴⁹ , J. Juan Castella⁵⁶ , N. Jurik⁴⁹ ,
 I. Juszczak⁴¹ , D. Kaminaris⁵⁰ , S. Kandybei⁵² , M. Kane⁵⁹ , Y. Kang^{4,b} , C. Kar¹¹ ,
 M. Karacson⁴⁹ , D. Karpenkov⁴⁴ , A. Kauniskangas⁵⁰ , J.W. Kautz⁶⁶ ,

M.K. Kazanecki⁴¹ , F. Keizer⁴⁹ , M. Kenzie⁵⁶ , T. Ketel³⁸ , B. Khanji⁶⁹ ,
A. Kharisova⁴⁴ , S. Kholodenko^{35,49} , G. Khreich¹⁴ , T. Kirn¹⁷ , V.S. Kirsebom^{31,o} ,
O. Kitouni⁶⁵ , S. Klaver³⁹ , N. Kleijne^{35,r} , K. Klimaszewski⁴² , M.R. Kmieć⁴² ,
S. Koliiev⁵³ , L. Kolk¹⁹ , A. Konoplyannikov⁴⁴ , P. Kopciewicz⁴⁹ , P. Koppenburg³⁸ ,
M. Korolev⁴⁴ , I. Kostiuk³⁸ , O. Kot⁵³ , S. Kotriakhova , A. Kozachuk⁴⁴ ,
P. Kravchenko⁴⁴ , L. Kravchuk⁴⁴ , M. Kreps⁵⁷ , P. Krovovny⁴⁴ , W. Krupa⁶⁹ ,
W. Krzemien⁴² , O. Kshyvanskyi⁵³ , S. Kubis⁸⁰ , M. Kucharczyk⁴¹ , V. Kudryavtsev⁴⁴ ,
E. Kulikova⁴⁴ , A. Kupsc⁸² , B. K. Kutsenko¹³ , D. Lacarrere⁴⁹ , P.
Laguarta Gonzalez⁴⁶ , A. Lai³² , A. Lampis³² , D. Lancierini⁵⁶ , C. Landesa Gomez⁴⁷ ,
J.J. Lane¹ , R. Lane⁵⁵ , G. Lanfranchi²⁸ , C. Langenbruch²² , J. Langer¹⁹ ,
O. Lantwin⁴⁴ , T. Latham⁵⁷ , F. Lazzari^{35,s,49} , C. Lazzeroni⁵⁴ , R. Le Gac¹³ , H.
Lee⁶¹ , R. Lefèvre¹¹ , A. Leflat⁴⁴ , S. Legotin⁴⁴ , M. Lehuraux⁵⁷ , E. Lemos Cid⁴⁹ ,
O. Leroy¹³ , T. Lesiak⁴¹ , E. D. Lesser⁴⁹ , B. Leverington²² , A. Li^{4,b} , C. Li¹³ ,
H. Li⁷² , K. Li⁸ , L. Li⁶³ , M. Li⁸ , P. Li⁷ , P.-R. Li⁷³ , Q. Li^{5,7} , S. Li⁸ , T. Li^{5,d} ,
T. Li⁷² , Y. Li⁸ , Y. Li⁵ , Z. Lian^{4,b} , X. Liang⁶⁹ , S. Libralon⁴⁸ , C. Lin⁷ , T. Lin⁵⁸ ,
R. Lindner⁴⁹ , H. Linton⁶² , V. Lisovskiy⁵⁰ , R. Litvinov^{32,49} , F. L. Liu¹ ,
G. Liu⁷² , K. Liu⁷³ , S. Liu^{5,7} , W. Liu⁸ , Y. Liu⁵⁹ , Y. Liu⁷³ , Y. L. Liu⁶² ,
G. Loachamin Ordonez⁷⁰ , A. Lobo Salvia⁴⁶ , A. Loi³² , T. Long⁵⁶ , J.H. Lopes³ ,
A. Lopez Huertas⁴⁶ , S. López Soliño⁴⁷ , Q. Lu¹⁵ , C. Lucarelli²⁷ , D. Lucchesi^{33,p} ,
M. Lucio Martinez⁷⁹ , V. Lukashenko^{38,53} , Y. Luo⁶ , A. Lupato^{33,i} , E. Luppi^{26,l} ,
K. Lynch²³ , X.-R. Lyu⁷ , G. M. Ma^{4,b} , S. Maccolini¹⁹ , F. Machefert¹⁴ ,
F. Maciuc⁴³ , B. Mack⁶⁹ , I. Mackay⁶⁴ , L. M. Mackey⁶⁹ , L.R. Madhan Mohan⁵⁶ , M.
J. Madurai⁵⁴ , A. Maevskiy⁴⁴ , D. Magdalinski³⁸ , D. Maisuzenko⁴⁴ , M.W. Majewski⁴⁰ ,
J.J. Malczewski⁴¹ , S. Malde⁶⁴ , L. Malentacca⁴⁹ , A. Malinin⁴⁴ , T. Maltsev⁴⁴ ,
G. Manca^{32,k} , G. Mancinelli¹³ , C. Mancuso^{30,14,n} , R. Manera Escalero⁴⁶ , F. M.
Manganella³⁷ , D. Manuzzi²⁵ , D. Marangotto^{30,n} , J.F. Marchand¹⁰ , R. Marchevski⁵⁰ ,
U. Marconi²⁵ , E. Mariani¹⁶ , S. Mariani⁴⁹ , C. Marin Benito^{46,49} , J. Marks²² ,
A.M. Marshall⁵⁵ , L. Martel⁶⁴ , G. Martelli^{34,q} , G. Martellotti³⁶ , L. Martinazzoli⁴⁹ ,
M. Martinelli^{31,o} , D. Martinez Gomez⁷⁸ , D. Martinez Santos⁸¹ , F. Martinez Vidal⁴⁸ ,
A. Martorell i Granollers⁴⁵ , A. Massafferri² , R. Matev⁴⁹ , A. Mathad⁴⁹ ,
V. Matiunin⁴⁴ , C. Matteuzzi⁶⁹ , K.R. Mattioli¹⁵ , A. Mauri⁶² , E. Maurice¹⁵ ,
J. Mauricio⁴⁶ , P. Mayencourt⁵⁰ , J. Mazorra de Cos⁴⁸ , M. Mazurek⁴² , M. McCann⁶² ,
L. Mcconnell²³ , T.H. McGrath⁶³ , N.T. McHugh⁶⁰ , A. McNab⁶³ , R. McNulty²³ ,
B. Meadows⁶⁶ , G. Meier¹⁹ , D. Melnychuk⁴² , F. M. Meng^{4,b} , M. Merk^{38,79} ,
A. Merli⁵⁰ , L. Meyer Garcia⁶⁷ , D. Miao^{5,7} , H. Miao⁷ , M. Mikhasenko⁷⁶ ,
D.A. Milanes^{75,x} , A. Minotti^{31,o} , E. Minucci²⁸ , T. Miralles¹¹ , B. Mitreska¹⁹ ,
D.S. Mitzel¹⁹ , A. Modak⁵⁸ , R.A. Mohammed⁶⁴ , R.D. Moise¹⁷ , S. Mokhnenko⁴⁴ , E.
F. Molina Cardenas⁸³ , T. Mombächer⁴⁹ , M. Monk^{57,1} , S. Monteil¹¹ ,
A. Morcillo Gomez⁴⁷ , G. Morello²⁸ , M.J. Morello^{35,r} , M.P. Morgenthaler²² ,
J. Moron⁴⁰ , W. Morren³⁸ , A.B. Morris⁴⁹ , A.G. Morris¹³ , R. Mountain⁶⁹ ,
H. Mu^{4,b} , Z. M. Mu⁶ , E. Muhammad⁵⁷ , F. Muheim⁵⁹ , M. Mulder⁷⁸ , K. Müller⁵¹ ,
F. Muñoz-Rojas⁹ , R. Murta⁶² , P. Naik⁶¹ , T. Nakada⁵⁰ , R. Nandakumar⁵⁸ ,
T. Nanut⁴⁹ , I. Nasteva³ , M. Needham⁵⁹ , N. Neri^{30,n} , S. Neubert¹⁸ , N. Neufeld⁴⁹ ,
P. Neustroev⁴⁴ , J. Nicolini^{19,14} , D. Nicotra⁷⁹ , E.M. Niel⁴⁹ , N. Nikitin⁴⁴ , Q. Niu⁷³ ,
P. Nogarolli³ , P. Nogga¹⁸ , C. Normand⁵⁵ , J. Novoa Fernandez⁴⁷ , G. Nowak⁶⁶ ,
C. Nunez⁸³ , H. N. Nur⁶⁰ , A. Oblakowska-Mucha⁴⁰ , V. Obraztsov⁴⁴ , T. Oeser¹⁷ ,
S. Okamura^{26,l} , A. Okhotnikov⁴⁴ , O. Okhrimenko⁵³ , R. Oldeman^{32,k} , F. Oliva⁵⁹ ,
M. Olocco¹⁹ , C.J.G. Onderwater⁷⁹ , R.H. O'Neil⁴⁹ , D. Osthues¹⁹ ,
J.M. Otalora Goicochea³ , P. Owen⁵¹ , A. Oyanguren⁴⁸ , O. Ozelik⁵⁹ , F. Paciolla^{35,v} ,
A. Padee⁴² , K.O. Padeken¹⁸ , B. Pagare⁵⁷ , P.R. Pais²² , T. Pajero⁴⁹ , A. Palano²⁴ ,

M. Palutan²⁸ , X. Pan^{4,b} , G. Panshin⁴⁴ , L. Paolucci⁵⁷ , A. Papanestis^{58,49} ,
M. Pappagallo^{24,h} , L.L. Pappalardo^{26,l} , C. Pappenheimer⁶⁶ , C. Parkes⁶³ , D.
Parmar⁷⁶ , B. Passalacqua^{26,l} , G. Passaleva²⁷ , D. Passaro^{35,r,49} , A. Pastore²⁴ ,
M. Patel⁶² , J. Patoc⁶⁴ , C. Patrignani^{25,j} , A. Paul⁶⁹ , C.J. Pawley⁷⁹ ,
A. Pellegrino³⁸ , J. Peng^{5,7} , M. Pepe Altarelli²⁸ , S. Perazzini²⁵ , D. Pereima⁴⁴ , H.
Pereira Da Costa⁶⁸ , A. Pereiro Castro⁴⁷ , P. Perret¹¹ , A. Perrevoort⁷⁸ ,
A. Perro^{49,13} , M.J. Peters⁶⁶ , K. Petridis⁵⁵ , A. Petrolini^{29,m} , J. P. Pfaller⁶⁶ ,
H. Pham⁶⁹ , L. Pica^{35,r} , M. Piccini³⁴ , L. Piccolo³² , B. Pietrzyk¹⁰ , G. Pietrzyk¹⁴ ,
R. N. Pilato⁶¹ , D. Pinci³⁶ , F. Pisani⁴⁹ , M. Pizzichemi^{31,o,49} , V. Placinta⁴³ ,
M. Plo Casaus⁴⁷ , T. Poeschl⁴⁹ , F. Polci¹⁶ , M. Poli Lener²⁸ , A. Poluektov¹³ ,
N. Polukhina⁴⁴ , I. Polyakov⁴⁴ , E. Polcarpo³ , S. Ponce⁴⁹ , D. Popov⁷ ,
S. Poslavskii⁴⁴ , K. Prasanth⁵⁹ , C. Prouve⁸¹ , D. Provenzano^{32,k} , V. Pugatch⁵³ ,
G. Punzi^{35,s} , S. Qasim⁵¹ , Q. Q. Qian⁶ , W. Qian⁷ , N. Qin^{4,b} , S. Qu^{4,b} ,
R. Quagliani⁴⁹ , R.I. Rabadan Trejo⁵⁷ , J.H. Rademacker⁵⁵ , M. Rama³⁵ , M.
Ramírez García⁸³ , V. Ramos De Oliveira⁷⁰ , M. Ramos Pernas⁵⁷ , M.S. Rangel³ ,
F. Ratnikov⁴⁴ , G. Raven³⁹ , M. Rebollo De Miguel⁴⁸ , F. Redi^{30,i} , J. Reich⁵⁵ ,
F. Reiss⁶³ , Z. Ren⁷ , P.K. Resmi⁶⁴ , R. Ribatti⁵⁰ , G. R. Ricart^{15,12} ,
D. Riccardi^{35,r} , S. Ricciardi⁵⁸ , K. Richardson⁶⁵ , M. Richardson-Slipper⁵⁹ ,
K. Rinnert⁶¹ , P. Robbe^{14,49} , G. Robertson⁶⁰ , E. Rodrigues⁶¹ ,
A. Rodriguez Alvarez⁴⁶ , E. Rodriguez Fernandez⁴⁷ , J.A. Rodriguez Lopez⁷⁵ ,
E. Rodriguez Rodriguez⁴⁷ , J. Roensch¹⁹ , A. Rogachev⁴⁴ , A. Rogovskiy⁵⁸ , D.L. Rolf⁴⁹ ,
P. Roloff⁴⁹ , V. Romanovskiy⁶⁶ , A. Romero Vidal⁴⁷ , G. Romolini²⁶ , F. Ronchetti⁵⁰ ,
T. Rong⁶ , M. Rotondo²⁸ , S. R. Roy²² , M.S. Rudolph⁶⁹ , M. Ruiz Diaz²² ,
R.A. Ruiz Fernandez⁴⁷ , J. Ruiz Vidal^{82,aa} , A. Ryzhikov⁴⁴ , J. Ryzka⁴⁰ , J.
J. Saavedra-Arias⁹ , J.J. Saborido Silva⁴⁷ , R. Sadek¹⁵ , N. Sagidova⁴⁴ , D. Sahoo⁷⁷ ,
N. Sahoo⁵⁴ , B. Saitta^{32,k} , M. Salomoni^{31,49,o} , I. Sanderswood⁴⁸ , R. Santacesaria³⁶ ,
C. Santamarina Rios⁴⁷ , M. Santimaria^{28,49} , L. Santoro² , E. Santovetti³⁷ ,
A. Saputi^{26,49} , D. Saranin⁴⁴ , A. Sarnatskiy⁷⁸ , G. Sarpis⁵⁹ , M. Sarpis⁶³ ,
C. Satriano^{36,t} , A. Satta³⁷ , M. Saur⁶ , D. Savrina⁴⁴ , H. Sazak¹⁷ ,
F. Sborzacchi^{49,28} , L.G. Scantlebury Smead⁶⁴ , A. Scarabotto¹⁹ , S. Schael¹⁷ ,
S. Scherl⁶¹ , M. Schiller⁶⁰ , H. Schindler⁴⁹ , M. Schmelling²¹ , B. Schmidt⁴⁹ ,
S. Schmitt¹⁷ , H. Schmitz¹⁸ , O. Schneider⁵⁰ , A. Schopper⁴⁹ , N. Schulte¹⁹ ,
S. Schulte⁵⁰ , M.H. Schune¹⁴ , R. Schwemmer⁴⁹ , G. Schwering¹⁷ , B. Sciascia²⁸ ,
A. Sciuccati⁴⁹ , I. Segal⁷⁶ , S. Sellam⁴⁷ , A. Semennikov⁴⁴ , T. Senger⁵¹ ,
M. Senghi Soares³⁹ , A. Sergi^{29,m} , N. Serra⁵¹ , L. Sestini³³ , A. Seuthe¹⁹ ,
Y. Shang⁶ , D.M. Shangase⁸³ , M. Shapkin⁴⁴ , R. S. Sharma⁶⁹ , I. Shchemerov⁴⁴ ,
L. Shchutka⁵⁰ , T. Shears⁶¹ , L. Shekhtman⁴⁴ , Z. Shen⁶ , S. Sheng^{5,7} ,
V. Shevchenko⁴⁴ , B. Shi⁷ , Q. Shi⁷ , Y. Shimizu¹⁴ , E. Shmanin²⁵ , R. Shorkin⁴⁴ ,
J.D. Shupperd⁶⁹ , R. Silva Coutinho⁶⁹ , G. Simi^{33,p} , S. Simone^{24,h} , N. Skidmore⁵⁷ ,
T. Skwarnicki⁶⁹ , M.W. Slater⁵⁴ , J.C. Smallwood⁶⁴ , E. Smith⁶⁵ , K. Smith⁶⁸ ,
M. Smith⁶² , A. Snoch³⁸ , L. Soares Lavra⁵⁹ , M.D. Sokoloff⁶⁶ , F.J.P. Soler⁶⁰ ,
A. Solomin^{44,55} , A. Solovev⁴⁴ , I. Solovyev⁴⁴ , N. S. Sommerfeld¹⁸ , R. Song¹ ,
Y. Song⁵⁰ , Y. Song^{4,b} , Y. S. Song⁶ , F.L. Souza De Almeida⁶⁹ , B. Souza De Paula³ ,
E. Spadaro Norella^{29,m} , E. Spedicato²⁵ , J.G. Speer¹⁹ , E. Spiridenkov⁴⁴ , P. Spradlin⁶⁰ ,
V. Sriskaran⁴⁹ , F. Stagni⁴⁹ , M. Stahl⁷⁶ , S. Stahl⁴⁹ , S. Stanislaus⁶⁴ , M.
Stefaniak⁸⁴ , E.N. Stein⁴⁹ , O. Steinkamp⁵¹ , O. Stenyakin⁴⁴ , H. Stevens¹⁹ ,
D. Strelakina⁴⁴ , Y. Su⁷ , F. Suljik⁶⁴ , J. Sun³² , L. Sun⁷⁴ , D. Sundfeld² ,
W. Sutcliffe⁵¹ , P.N. Swallow⁵⁴ , K. Swientek⁴⁰ , F. Swystun⁵⁶ , A. Szabelski⁴² ,
T. Szumlak⁴⁰ , Y. Tan^{4,b} , Y. Tang⁷⁴ , M.D. Tat²² , A. Terentev⁴⁴ ,
F. Terzuoli^{35,v,49} , F. Teubert⁴⁹ , E. Thomas⁴⁹ , D.J.D. Thompson⁵⁴ , H. Tilquin⁶² ,

V. Tisserand¹¹ , S. T'Jampens¹⁰ , M. Tobin^{5,49} , L. Tomassetti^{26,l} , G. Tonani^{30,n} , X. Tong⁶ , T. Tork³⁰ , D. Torres Machado² , L. Toscano¹⁹ , D.Y. Tou^{4,b} , C. Trippi⁴⁵ , G. Tuci²² , N. Tuning³⁸ , L.H. Uecker²² , A. Ukleja⁴⁰ , D.J. Unverzagt²² , B. Urbach⁵⁹ , A. Usachov³⁹ , A. Ustyuzhanin⁴⁴ , U. Uwer²² , V. Vagnoni²⁵ , V. Valcarce Cadenas⁴⁷ , G. Valenti²⁵ , N. Valls Canudas⁴⁹ , J. van Eldik⁴⁹ , H. Van Hecke⁶⁸ , E. van Herwijnen⁶² , C.B. Van Hulse^{47,y} , R. Van Laak⁵⁰ , M. van Veghel³⁸ , G. Vasquez⁵¹ , R. Vazquez Gomez⁴⁶ , P. Vazquez Regueiro⁴⁷ , C. Vázquez Sierra⁴⁷ , S. Vecchi²⁶ , J.J. Velthuis⁵⁵ , M. Veltri^{27,w} , A. Venkateswaran⁵⁰ , M. Verdolia³² , M. Vesterinen⁵⁷ , D. Vico Benet⁶⁴ , P. Vidrier Villalba⁴⁶ , M. Vieites Diaz⁴⁷ , X. Vilasis-Cardona⁴⁵ , E. Vilella Figueras⁶¹ , A. Villa²⁵ , P. Vincent¹⁶ , F.C. Volle⁵⁴ , D. vom Bruch¹³ , N. Voropaev⁴⁴ , K. Vos⁷⁹ , C. Vrahas⁵⁹ , J. Wagner¹⁹ , J. Walsh³⁵ , E.J. Walton^{1,57} , G. Wan⁶ , C. Wang²² , G. Wang⁸ , H. Wang⁷³ , J. Wang⁶ , J. Wang⁵ , J. Wang^{4,b} , J. Wang⁷⁴ , M. Wang³⁰ , N. W. Wang⁷ , R. Wang⁵⁵ , X. Wang⁸ , X. Wang⁷² , X. W. Wang⁶² , Y. Wang⁶ , Y. W. Wang⁷³ , Z. Wang¹⁴ , Z. Wang^{4,b} , Z. Wang³⁰ , J.A. Ward^{57,1} , M. Waterlaet⁴⁹ , N.K. Watson⁵⁴ , D. Websdale⁶² , Y. Wei⁶ , J. Wendel⁸¹ , B.D.C. Westhenry⁵⁵ , C. White⁵⁶ , M. Whitehead⁶⁰ , E. Whiter⁵⁴ , A.R. Wiederhold⁶³ , D. Wiedner¹⁹ , G. Wilkinson⁶⁴ , M.K. Wilkinson⁶⁶ , M. Williams⁶⁵ , M. J. Williams⁴⁹ , M.R.J. Williams⁵⁹ , R. Williams⁵⁶ , Z. Williams⁵⁵ , F.F. Wilson⁵⁸ , M. Winn¹² , W. Wislicki⁴² , M. Witek⁴¹ , L. Witola²² , G. Wormser¹⁴ , S.A. Wotton⁵⁶ , H. Wu⁶⁹ , J. Wu⁸ , X. Wu⁷⁴ , Y. Wu⁶ , Z. Wu⁷ , K. Wyllie⁴⁹ , S. Xian⁷² , Z. Xiang⁵ , Y. Xie⁸ , T. X. Xing³⁰ , A. Xu³⁵ , L. Xu^{4,b} , L. Xu^{4,b} , M. Xu⁵⁷ , Z. Xu⁴⁹ , Z. Xu⁷ , Z. Xu⁵ , K. Yang⁶² , S. Yang⁷ , X. Yang⁶ , Y. Yang^{29,m} , Z. Yang⁶ , V. Yeroshenko¹⁴ , H. Yeung⁶³ , H. Yin⁸ , X. Yin⁷ , C. Y. Yu⁶ , J. Yu⁷¹ , X. Yuan⁵ , Y. Yuan^{5,7} , E. Zaffaroni⁵⁰ , M. Zavertyaev²¹ , M. Zdybal⁴¹ , F. Zenesini²⁵ , C. Zeng^{5,7} , M. Zeng^{4,b} , C. Zhang⁶ , D. Zhang⁸ , J. Zhang⁷ , L. Zhang^{4,b} , S. Zhang⁷¹ , S. Zhang⁶⁴ , Y. Zhang⁶ , Y. Z. Zhang^{4,b} , Z. Zhang^{4,b} , Y. Zhao²² , A. Zhelezov²² , S. Z. Zheng⁶ , X. Z. Zheng^{4,b} , Y. Zheng⁷ , T. Zhou⁶ , X. Zhou⁸ , Y. Zhou⁷ , V. Zhovkovska⁵⁷ , L. Z. Zhu⁷ , X. Zhu^{4,b} , X. Zhu⁸ , V. Zhukov¹⁷ , J. Zhuo⁴⁸ , Q. Zou^{5,7} , D. Zuliani^{33,p} , G. Zunica⁵⁰ .

¹*School of Physics and Astronomy, Monash University, Melbourne, Australia*

²*Centro Brasileiro de Pesquisas Físicas (CBPF), Rio de Janeiro, Brazil*

³*Universidade Federal do Rio de Janeiro (UFRJ), Rio de Janeiro, Brazil*

⁴*Department of Engineering Physics, Tsinghua University, Beijing, China*

⁵*Institute Of High Energy Physics (IHEP), Beijing, China*

⁶*School of Physics State Key Laboratory of Nuclear Physics and Technology, Peking University, Beijing, China*

⁷*University of Chinese Academy of Sciences, Beijing, China*

⁸*Institute of Particle Physics, Central China Normal University, Wuhan, Hubei, China*

⁹*Consejo Nacional de Rectores (CONARE), San Jose, Costa Rica*

¹⁰*Université Savoie Mont Blanc, CNRS, IN2P3-LAPP, Annecy, France*

¹¹*Université Clermont Auvergne, CNRS/IN2P3, LPC, Clermont-Ferrand, France*

¹²*Université Paris-Saclay, Centre d'Etudes de Saclay (CEA), IRFU, Saclay, France, Gif-Sur-Yvette, France*

¹³*Aix Marseille Univ, CNRS/IN2P3, CPPM, Marseille, France*

¹⁴*Université Paris-Saclay, CNRS/IN2P3, IJCLab, Orsay, France*

¹⁵*Laboratoire Leprince-Ringuet, CNRS/IN2P3, Ecole Polytechnique, Institut Polytechnique de Paris, Palaiseau, France*

¹⁶*LPNHE, Sorbonne Université, Paris Diderot Sorbonne Paris Cité, CNRS/IN2P3, Paris, France*

¹⁷*I. Physikalisches Institut, RWTH Aachen University, Aachen, Germany*

¹⁸*Universität Bonn - Helmholtz-Institut für Strahlen und Kernphysik, Bonn, Germany*

¹⁹*Fakultät Physik, Technische Universität Dortmund, Dortmund, Germany*

- ²⁰ *Physikalisches Institut, Albert-Ludwigs-Universität Freiburg, Freiburg, Germany*
- ²¹ *Max-Planck-Institut für Kernphysik (MPIK), Heidelberg, Germany*
- ²² *Physikalisches Institut, Ruprecht-Karls-Universität Heidelberg, Heidelberg, Germany*
- ²³ *School of Physics, University College Dublin, Dublin, Ireland*
- ²⁴ *INFN Sezione di Bari, Bari, Italy*
- ²⁵ *INFN Sezione di Bologna, Bologna, Italy*
- ²⁶ *INFN Sezione di Ferrara, Ferrara, Italy*
- ²⁷ *INFN Sezione di Firenze, Firenze, Italy*
- ²⁸ *INFN Laboratori Nazionali di Frascati, Frascati, Italy*
- ²⁹ *INFN Sezione di Genova, Genova, Italy*
- ³⁰ *INFN Sezione di Milano, Milano, Italy*
- ³¹ *INFN Sezione di Milano-Bicocca, Milano, Italy*
- ³² *INFN Sezione di Cagliari, Monserrato, Italy*
- ³³ *INFN Sezione di Padova, Padova, Italy*
- ³⁴ *INFN Sezione di Perugia, Perugia, Italy*
- ³⁵ *INFN Sezione di Pisa, Pisa, Italy*
- ³⁶ *INFN Sezione di Roma La Sapienza, Roma, Italy*
- ³⁷ *INFN Sezione di Roma Tor Vergata, Roma, Italy*
- ³⁸ *Nikhef National Institute for Subatomic Physics, Amsterdam, Netherlands*
- ³⁹ *Nikhef National Institute for Subatomic Physics and VU University Amsterdam, Amsterdam, Netherlands*
- ⁴⁰ *AGH - University of Krakow, Faculty of Physics and Applied Computer Science, Kraków, Poland*
- ⁴¹ *Henryk Niewodniczanski Institute of Nuclear Physics Polish Academy of Sciences, Kraków, Poland*
- ⁴² *National Center for Nuclear Research (NCBJ), Warsaw, Poland*
- ⁴³ *Horia Hulubei National Institute of Physics and Nuclear Engineering, Bucharest-Magurele, Romania*
- ⁴⁴ *Authors affiliated with an institute formerly covered by a cooperation agreement with CERN.*
- ⁴⁵ *DS4DS, La Salle, Universitat Ramon Llull, Barcelona, Spain*
- ⁴⁶ *ICCUB, Universitat de Barcelona, Barcelona, Spain*
- ⁴⁷ *Instituto Galego de Física de Altas Enerxías (IGFAE), Universidade de Santiago de Compostela, Santiago de Compostela, Spain*
- ⁴⁸ *Instituto de Física Corpuscular, Centro Mixto Universidad de Valencia - CSIC, Valencia, Spain*
- ⁴⁹ *European Organization for Nuclear Research (CERN), Geneva, Switzerland*
- ⁵⁰ *Institute of Physics, Ecole Polytechnique Fédérale de Lausanne (EPFL), Lausanne, Switzerland*
- ⁵¹ *Physik-Institut, Universität Zürich, Zürich, Switzerland*
- ⁵² *NSC Kharkiv Institute of Physics and Technology (NSC KIPT), Kharkiv, Ukraine*
- ⁵³ *Institute for Nuclear Research of the National Academy of Sciences (KINR), Kyiv, Ukraine*
- ⁵⁴ *School of Physics and Astronomy, University of Birmingham, Birmingham, United Kingdom*
- ⁵⁵ *H.H. Wills Physics Laboratory, University of Bristol, Bristol, United Kingdom*
- ⁵⁶ *Cavendish Laboratory, University of Cambridge, Cambridge, United Kingdom*
- ⁵⁷ *Department of Physics, University of Warwick, Coventry, United Kingdom*
- ⁵⁸ *STFC Rutherford Appleton Laboratory, Didcot, United Kingdom*
- ⁵⁹ *School of Physics and Astronomy, University of Edinburgh, Edinburgh, United Kingdom*
- ⁶⁰ *School of Physics and Astronomy, University of Glasgow, Glasgow, United Kingdom*
- ⁶¹ *Oliver Lodge Laboratory, University of Liverpool, Liverpool, United Kingdom*
- ⁶² *Imperial College London, London, United Kingdom*
- ⁶³ *Department of Physics and Astronomy, University of Manchester, Manchester, United Kingdom*
- ⁶⁴ *Department of Physics, University of Oxford, Oxford, United Kingdom*
- ⁶⁵ *Massachusetts Institute of Technology, Cambridge, MA, United States*
- ⁶⁶ *University of Cincinnati, Cincinnati, OH, United States*
- ⁶⁷ *University of Maryland, College Park, MD, United States*
- ⁶⁸ *Los Alamos National Laboratory (LANL), Los Alamos, NM, United States*
- ⁶⁹ *Syracuse University, Syracuse, NY, United States*
- ⁷⁰ *Pontifícia Universidade Católica do Rio de Janeiro (PUC-Rio), Rio de Janeiro, Brazil, associated to ³*
- ⁷¹ *School of Physics and Electronics, Hunan University, Changsha City, China, associated to ⁸*
- ⁷² *Guangdong Provincial Key Laboratory of Nuclear Science, Guangdong-Hong Kong Joint Laboratory of Quantum Matter, Institute of Quantum Matter, South China Normal University, Guangzhou, China,*

associated to ⁴

⁷³ Lanzhou University, Lanzhou, China, associated to ⁵

⁷⁴ School of Physics and Technology, Wuhan University, Wuhan, China, associated to ⁴

⁷⁵ Departamento de Física , Universidad Nacional de Colombia, Bogota, Colombia, associated to ¹⁶

⁷⁶ Ruhr Universitaet Bochum, Fakultaet f. Physik und Astronomie, Bochum, Germany, associated to ¹⁹

⁷⁷ Eotvos Lorand University, Budapest, Hungary, associated to ⁴⁹

⁷⁸ Van Swinderen Institute, University of Groningen, Groningen, Netherlands, associated to ³⁸

⁷⁹ Universiteit Maastricht, Maastricht, Netherlands, associated to ³⁸

⁸⁰ Tadeusz Kosciuszko Cracow University of Technology, Cracow, Poland, associated to ⁴¹

⁸¹ Universidad de Coruña, A Coruña, Spain, associated to ⁴⁵

⁸² Department of Physics and Astronomy, Uppsala University, Uppsala, Sweden, associated to ⁶⁰

⁸³ University of Michigan, Ann Arbor, MI, United States, associated to ⁶⁹

⁸⁴ Ohio State University, Columbus, United States, associated to ⁶⁸

^a Centro Federal de Educação Tecnológica Celso Suckow da Fonseca, Rio De Janeiro, Brazil

^b Center for High Energy Physics, Tsinghua University, Beijing, China

^c Hangzhou Institute for Advanced Study, UCAS, Hangzhou, China

^d School of Physics and Electronics, Henan University , Kaifeng, China

^e LIP6, Sorbonne Université, Paris, France

^f Lamarr Institute for Machine Learning and Artificial Intelligence, Dortmund, Germany

^g Universidad Nacional Autónoma de Honduras, Tegucigalpa, Honduras

^h Università di Bari, Bari, Italy

ⁱ Università di Bergamo, Bergamo, Italy

^j Università di Bologna, Bologna, Italy

^k Università di Cagliari, Cagliari, Italy

^l Università di Ferrara, Ferrara, Italy

^m Università di Genova, Genova, Italy

ⁿ Università degli Studi di Milano, Milano, Italy

^o Università degli Studi di Milano-Bicocca, Milano, Italy

^p Università di Padova, Padova, Italy

^q Università di Perugia, Perugia, Italy

^r Scuola Normale Superiore, Pisa, Italy

^s Università di Pisa, Pisa, Italy

^t Università della Basilicata, Potenza, Italy

^u Università di Roma Tor Vergata, Roma, Italy

^v Università di Siena, Siena, Italy

^w Università di Urbino, Urbino, Italy

^x Universidad de Ingeniería y Tecnología (UTEC), Lima, Peru

^y Universidad de Alcalá, Alcalá de Henares , Spain

^z Facultad de Ciencias Físicas, Madrid, Spain

^{aa} Department of Physics/Division of Particle Physics, Lund, Sweden

† Deceased