

CERN-EP-2024-300
2024/12/26

CMS-BPH-23-004

Evidence for CP violation and measurement of CP -violating parameters in $B_s^0 \rightarrow J/\psi \phi(1020)$ decays in pp collisions at $\sqrt{s} = 13$ TeV

The CMS Collaboration*

Abstract

A pioneering machine-learning-based flavor-tagging algorithm combining same-side and opposite-side tagging is used to obtain the equivalent of 27 500 tagged $B_s^0 \rightarrow J/\psi \phi(1020)$ decays from pp collisions at $\sqrt{s} = 13$ TeV, collected by the CMS experiment and corresponding to an integrated luminosity of 96.5 fb^{-1} . A time- and flavor-dependent angular analysis of the $\mu^+ \mu^- K^+ K^-$ final state is used to measure parameters of the $B_s^0 - \bar{B}_s^0$ system. The weak phase is measured to be $\phi_s = -73 \pm 23$ (stat) ± 7 (syst) mrad, which, combined with a $\sqrt{s} = 8$ TeV CMS result, gives $\phi_s = -74 \pm 23$ mrad. This value differs from zero by 3.2 standard deviations, providing evidence for CP violation in $B_s^0 \rightarrow J/\psi \phi(1020)$ decays. All measured physics parameters are found to agree with standard model predictions where available.

Submitted to Physical Review Letters

The decays of B_s^0 mesons provide powerful ways to test the standard model (SM) predictions for CP violation (CPV) in the quark sector and search for new physics effects. In the SM, the weak phase ϕ_s , which arises from CPV in the interference between decays with and without mixing of B_s^0 mesons to a CP eigenstate, is related to the elements of the Cabibbo–Kobayashi–Maskawa quark mixing matrix [1, 2] by $\phi_s \approx -2\beta_s = -2 \arg(-V_{ts}V_{tb}^*/V_{cs}V_{cb}^*)$, ignoring small contributions from penguin diagrams [3]. Global fits to measurements of b-hadron and kaon decays in the context of the SM predict $-2\beta_s \approx -37 \pm 1$ mrad [4, 5]. This precise determination makes ϕ_s an excellent probe for beyond-the-SM physics, as its value can be modified by the contribution of new particles to B_s^0 mixing [6–8]. Several experiments have measured ϕ_s via $b \rightarrow c\bar{c}s$ transitions in B_s^0 decays [9–26], with no evident deviation from SM-based predictions. This Letter presents a study of the $B_s^0 \rightarrow J/\psi \phi(1020)$ decay to the $\mu^+\mu^-K^+K^-$ final state using proton-proton collisions collected by the CMS experiment [27, 28] at $\sqrt{s} = 13$ TeV during 2017–2018, corresponding to an integrated luminosity of 96.5 fb^{-1} [29–31]. This analysis introduces a pioneering flavor-tagging algorithm, which combined with the use of additional trigger paths compared to the results in Ref. [15], provides the largest effective number of tagged signal candidates ever used for a single measurement of ϕ_s . A combination of this result with the one obtained by CMS at $\sqrt{s} = 8$ TeV [14] is also presented. In this Letter, wherever a particle or its decay mode is specified, the charge conjugate is also implied unless otherwise indicated.

The $B_s^0 \rightarrow J/\psi \phi(1020)$ decay proceeds through a mixture of CP eigenstates, which requires an amplitude analysis to separate the CP -odd and CP -even components. A time-dependent angular analysis is performed in the transversity basis [32] by measuring the decay angles of the final-state particles $\Theta = (\theta_T, \psi_T, \varphi_T)$ and ct , which is the proper decay time of the reconstructed B_s^0 meson candidate, as described in Refs. [15, 33]. In the transversity basis, a reference frame is chosen such that the x axis aligns with the $\phi(1020)$ momentum, and the x - y plane is the $\phi(1020) \rightarrow K^+K^-$ decay plane. The polar and azimuthal angles of the μ^+ in the J/ψ rest frame are denoted θ_T and φ_T , respectively. The helicity angle ψ_T , computed in the $\phi(1020)$ rest frame, is the angle between the K^+ momentum and the direction of negative J/ψ momentum. The three decay angles are illustrated in Fig. 1 (left). The decay rate formalism used to describe the distribution of final-state particles is the same as in previous CMS results [14, 15]. The CPV in the $B_s^0 - \bar{B}_s^0$ system is described by the complex parameter $\lambda = (q/p)(\bar{A}_f/A_f)$, where A_f (\bar{A}_f) is the decay amplitude of the B_s^0 (\bar{B}_s^0) meson to the final state f , and the parameters p and q relate the heavy and light mass eigenstates to the flavor eigenstates through $B_s^{L(H)} = p|B_s^0\rangle \pm q|\bar{B}_s^0\rangle$ [34]. The parameters of interest (POIs) describing the decay rate are the weak phase ϕ_s ; the decay width and absolute mass differences between the B_s^0 mass eigenstates $\Delta\Gamma_s$ and Δm_s ; their average decay width Γ_s ; the direct CPV observable $|\lambda|$; the longitudinal, parallel, and perpendicular transversity amplitudes A_0 , A_{\parallel} , and A_{\perp} ; and the corresponding (CP conserving) strong phases δ_0 , δ_{\parallel} , and δ_{\perp} . Possible contributions from $B_s^0 \rightarrow J/\psi f_0(980)$ and nonresonant $B_s^0 \rightarrow J/\psi K^+K^-$ decays are taken into account by including an additional S -wave term in the decay model, parametrized with amplitude A_S and phase δ_S . An effective coupling factor is required to model the S - P wave interference due to the lack of a $m(K^+K^-)$ parametrization in the fit model. Within the $m(K^+K^-)$ range used in this analysis (1009.5–1039.5 MeV), we calculate this correction to be $k_{SP} = 0.538 \pm 0.004$ by integrating the mass lineshape interference term. A relativistic Breit–Wigner distribution and a constant distribution are assumed to describe the P - and S -wave, respectively, with alternative assumptions used to estimate the k_{SP} uncertainty. To simplify the decay model, the value of δ_0 is set to zero, following a general convention [10, 12], and the value of $\Delta\Gamma_s$ is constrained to be positive, based on Ref. [35]. To reduce correlations, $\delta_{S\perp} \equiv \delta_S - \delta_{\perp}$ is used instead of δ_S , as only phase differences have physical meaning.

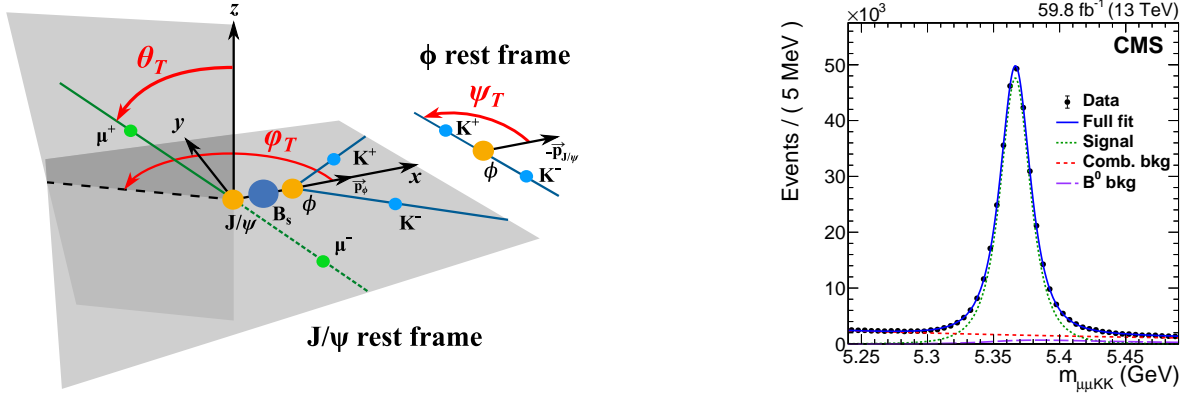


Figure 1: Left: Definition of the three decay angles θ_T , ψ_T , and ϕ_T . Right: Invariant mass distribution and fit projection of the selected candidates for the ST trigger category (2018 data).

The CMS apparatus is a multipurpose, nearly hermetic detector, designed to perform a wide range of particle physics measurements. The $B_s^0 \rightarrow J/\psi \phi(1020) \rightarrow \mu^+\mu^- K^+K^-$ data sample (“ B_s^0 data sample”) is collected with two independent triggers [36]. The first trigger (“muon-tagging”, MT) requires a $J/\psi \rightarrow \mu^+\mu^-$ candidate along with an additional muon, potentially usable for flavor tagging [14]. In the second trigger, (“standard”, ST), events with a displaced $J/\psi \rightarrow \mu^+\mu^-$ candidate in conjunction with a $\phi(1020) \rightarrow K^+K^-$ vertex are demanded. To avoid double counting, events collected by the MT trigger are not considered in the ST trigger. To improve the signal purity, additional selection requirements are applied, including a requirement of $ct > 60$ (100) μm for the MT (ST) triggered events. A total of 67 908 and 555 213 candidates are selected from the MT and ST triggered events, respectively. The distributions for the invariant mass $m_{\mu\mu KK}$, ct , and its uncertainty σ_{ct} of the selected candidates in the ST trigger category (2018 data) are shown in Figs. 1 (right) and 2 (left and center). Appendices A and B provide a more detailed description of the experimental setup and event reconstruction, while distributions for the other data samples can be found in the Appendix C.

The flavor of the B_s^0 meson candidate, i.e., its particle or antiparticle state at production is determined using a novel flavor-tagging framework developed for this measurement. It consists of four separate tagging algorithms (“taggers”): opposite-side (OS) muon, OS electron, OS jet, and same-side (SS). The OS taggers infer the flavor of the b quark contained in the signal b meson by exploiting the decay products of the other b quark in the event, relying on the fact that b quarks are predominantly produced in $b\bar{b}$ pairs. The SS tagger takes advantage of the charge correlations between the b quark in the signal b meson and nearby particles produced in its hadronization, which reflect the underlying flavor content. Each tagging algorithm produces a tagging inference $\zeta_{\text{tag}} = 0, +1, -1$, indicating whether the event is untagged, tagged as B_s^0 or \bar{B}_s^0 . For tagged events, the algorithm also estimates the mistag probability ω_{tag} . The tagging efficiency (ϵ_{tag}) represents the fraction of tagged events, while the dilution factor $\mathcal{D}_{\text{tag}} \equiv 1 - 2\omega_{\text{tag}}$ quantifies the inference purity. The tagging power $P_{\text{tag}} \equiv \epsilon_{\text{tag}} \mathcal{D}_{\text{tag}}^2$ combines these parameters and reflects the effective number of correctly tagged signal events ($N_{B_s^0} P_{\text{tag}}$), contributing to flavor-sensitive measurements.

All four taggers are used for the ST data sets, while only the OS muon algorithm is used in the MT ones. The OS taggers are designed to be orthogonal to each other, meaning only one can provide an inference for each event. To improve performance, ω_{tag} is estimated on a per-event basis by dedicated deep neural networks (DNNs) developed using simulated events and calibrated in data. For the OS-jet and SS taggers, the same DNNs are also used to infer ζ_{tag} .

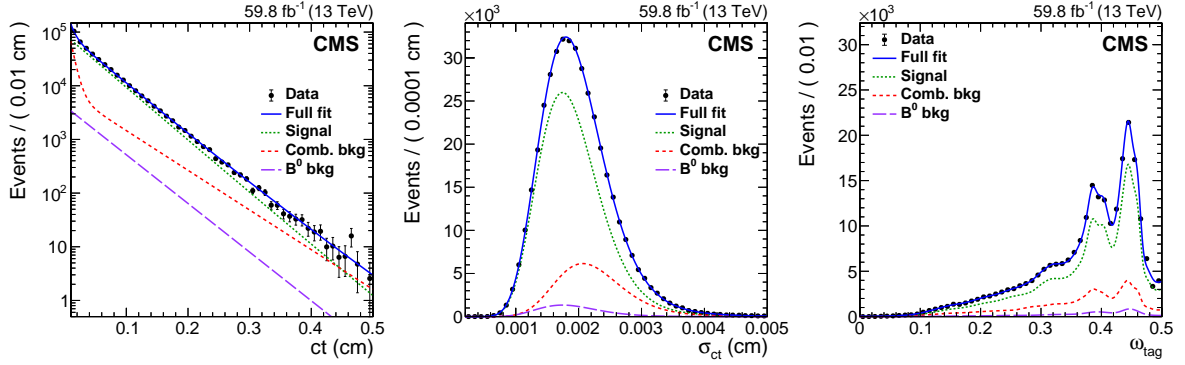


Figure 2: Distributions of the proper decay time ct , its uncertainty σ_{ct} , and mistag probability ω_{tag} of the selected candidates for the ST trigger category (2018 data). The projections of the fitted model are also shown.

These calibrated DNNs act as probability estimators for the tagging inference. When an OS and the SS algorithm both provide tagging inferences, ζ_{tag} and ω_{tag} are recalculated by combining the available information. B provides more details about the tagging algorithms.

The combined tagging performance for the B_s^0 data sample is $\varepsilon_{\text{tag}} \approx 56\%$ and $P_{\text{tag}} \approx 5.6\%$. The performance breakdown in each mutually exclusive tagging category is reported in Table 3. The mistag probability distribution of the selected candidates for the ST trigger category (2018 data) is shown in Fig. 2 (right).

The flavor-tagging is validated with extensive studies on simulated data and $B^0 \rightarrow J/\psi K^*(892)^0 \rightarrow \mu^+\mu^- K^+\pi^-$ events (“ B^0 control data sample”). Several measurements are performed on this sample to ensure that the tagging inference is reliable and free from significant bias. To test the robustness of the tagging framework in mixing scenarios, B^0 flavor oscillations are analyzed. Using the tagging framework, the fitted value of the oscillation frequency is $\Delta m_d = 0.5081 \pm 0.0046$ (stat) $\hbar\text{ps}^{-1}$, which is in excellent agreement with the world-average value of $0.5069 \pm 0.0019 \hbar\text{ps}^{-1}$ [33]. The time-integrated mixing asymmetry in the B^0 control data sample is also examined, to investigate possible issues with the overall tagging calibration scale of the SS tagger. This is done by comparing the relationship between the measured mixing asymmetry and the estimated tagging dilution. The observed experimental dilution is found to be consistent with the estimated value. All validation studies are conducted using each tagger independently and in each tagging category, as well as using the tagging inference from the overall framework. Moreover, the CPV measurement in the $B_s^0 \rightarrow J/\psi \phi(1020)$ channel is repeated four additional times, each using only one of the four tagging algorithms, and the obtained results are compared. No evidence of bias has been found in any of the studies.

The B_s^0 data are divided into four main data sets according to the two trigger categories and two data taking years, and further divided into a total of 12 data sets based on the three possible values of ζ_{tag} . The POIs: ϕ_s , $\Delta\Gamma_s$, Γ_s , Δm_s , $|\lambda|$, $|A_0|^2$, $|A_\perp|^2$, $|A_S|^2$, δ_\parallel , δ_\perp , and $\delta_{S\perp}$, are extracted with a simultaneous unbinned multidimensional extended maximum likelihood fit to the B_s^0 data sets using seven observables as input: $m_{\mu\mu KK}$, ct , σ_{ct} , $\cos\theta_T$, $\cos\psi_T$, φ_T , and ω_{tag} . The $B_s^0 \rightarrow J/\psi \phi(1020)$ amplitudes are normalized to unity with the constraint $|A_\parallel|^2 \equiv 1 - |A_\perp|^2 - |A_0|^2$. The likelihood function is composed of probability density functions (pdfs) describing the $B_s^0 \rightarrow J/\psi \phi(1020)$ signal, the combinatorial background, and the background from $B^0 \rightarrow J/\psi K^*(892)^0 \rightarrow \mu^+\mu^- K^+\pi^-$ where the pion is misidentified as a kaon (“ B^0 background”). For each component, the pdf is the product of functions that model the distributions of the seven observables of the reconstructed candidates. Correlations between the input observables

have been studied in data and simulation and found to have a negligible effect. The $B_s^0 \rightarrow J/\psi \phi(1020)$ differential decay rate model utilized in the fit includes the flavor inference ζ_{tag} and the dilution term \mathcal{D}_{tag} . Unless specified otherwise, all pdf parameters are left free in the final fit. The fit model also includes the angular efficiency and time resolution functions. These functions are computed separately for each main data set.

The event reconstruction and selection efficiency as a function of ct , $\varepsilon(ct)$, is determined from data utilizing the B^0 control data sample, which exhibits a similar topology to the $B_s^0 \rightarrow J/\psi \phi(1020)$ signal. The efficiency is parametrized using Bernstein polynomials to model the ratio between the observed ct distribution for the signal and the expected distribution convolved with the time resolution. The expected distribution is an exponential characterized by the B^0 lifetime $\tau_{B^0}^{\text{PDG}} = 1.517$ ps [33]. Residual efficiency differences between the control and measurement samples are corrected using simulation. In the fit, each event in the B_s^0 data sample is weighted by $1/\varepsilon(ct)$. Since no dependence of the time resolution on ct is observed in simulation, the ct uncertainty is calibrated for each main data set in bins of σ_{ct} in a data sample of prompt events obtained by removing the displacement requirement from the MT trigger category. Most of these events consist of prompt $J/\psi \rightarrow \mu^+ \mu^-$ decays accompanied by two tracks and are not anticipated to have a substantial lifetime. The long-lived components are properly accounted for. The negative portion of the ct distribution in this sample arises from resolution effects and is used to calibrate σ_{ct} . The ct uncertainty matches the experimental time resolution well, with only a uniform correction of $+1.5 \mu\text{m}$ being needed. The calibrated σ_{ct} average value for signal candidates is $\approx 20 \mu\text{m}$. The angular efficiency functions $\varepsilon(\Theta)$ are derived from $B_s^0 \rightarrow J/\psi \phi(1020)$ simulated events in which $\Delta\Gamma_s$ is set to zero to disentangle the angular and time components. These simulated samples are corrected to better match the observed data, taking into account the kinematic properties of the final-state particles and the relevant physical parameters. The angular efficiency is modeled using the Kernel Density Estimation (KDE) method [38, 39] from the reconstructed and generated angular distributions, and is incorporated in the signal pdf as a 3D histogram. All parameters describing the efficiency and time resolution calibration are fixed in the final fit.

The mass shapes for the signal and the B^0 background are described by Johnson S_U distributions [40], while an exponential distribution is used for the combinatorial background. The ω_{tag} distribution is modeled for each component using KDE distributions. For the B^0 and combinatorial backgrounds, the ct component is modeled with one and two exponential distributions, respectively. The angular variables are described with Bernstein polynomials. The pdfs describing σ_{ct} are modeled for each component by the sum of two Gamma distributions, with their parameters fixed in the final fit based on what is obtained from a series of pre-fits. The shape of the B^0 background shape is modeled in simulated $B^0 \rightarrow J/\psi K^*(892)^0$ events reconstructed as $B_s^0 \rightarrow J/\psi \phi(1020)$, while the yield is measured directly in the B_s^0 data sample with a simultaneous fit to the invariant mass distributions in the $B_s^0 \rightarrow J/\psi \phi(1020)$ and $B^0 \rightarrow J/\psi K^*(892)^0$ reconstruction hypotheses. The time resolution for the B^0 background is assumed to be the same as for the B_s^0 signal. All parameters related to the B^0 background are fixed in the final fit. The fit model is duplicated for the four main data sets, with the individual log-likelihoods summed to obtain the full log-likelihood.

The fit model is validated with simulation, fits to individual data categories, and the parametric bootstrap method [41]; the bootstrap method is also used to assess the statistical uncertainties. This involves generating 1300 pseudo-experiments by repeatedly sampling from the fitted model. Each of these pseudo-experiments is fitted with the reference fit model, producing a set of POI values. The collection of these results forms the “bootstrap distributions”, which represent the range of possible outcomes that could be observed given the uncertainties in the

Table 1: Summary of the systematic and statistical uncertainties. Dashes (—) indicate an uncertainty that is negligible or not evaluated. The combined systematic uncertainty is the sum in quadrature of the individual uncertainties.

	ϕ_s [mrad]	$\Delta\Gamma_s$ [ps ⁻¹]	Γ_s [ps ⁻¹]	Δm_s [\hbar ps ⁻¹]	$ \lambda $	$ A_0 ^2$	$ A_\perp ^2$	$ A_S ^2$	δ_\parallel [rad]	δ_\perp [rad]	$\delta_{S\perp}$ [rad]
Statistical uncertainty	23	0.0043	0.0015	0.035	0.014	0.0016	0.0021	0.0033	0.074	0.089	0.15
Fit bias	4	0.0011	0.0002	0.004	0.006	0.0012	0.0022	0.0006	0.015	0.017	0.03
Flavor tagging	4	$<10^{-4}$	0.0005	0.007	0.002	$<10^{-4}$	$<10^{-4}$	0.0006	0.012	0.016	0.03
Angular efficiency	4	0.0002	$<10^{-4}$	0.015	0.011	0.0042	0.0019	0.0001	0.017	0.044	0.02
Time efficiency	<1	0.0014	0.0026	$<10^{-3}$	$<10^{-3}$	0.0004	0.0005	$<10^{-4}$	0.001	0.002	$<10^{-2}$
Time resolution	<1	$<10^{-4}$	$<10^{-4}$	$<10^{-3}$	$<10^{-3}$	$<10^{-4}$	$<10^{-4}$	$<10^{-4}$	$<10^{-3}$	0.001	$<10^{-3}$
Model assumptions	—	0.0005	0.0006	—	—	—	—	—	—	—	—
B ⁰ background	<1	0.0002	0.0003	$<10^{-3}$	$<10^{-3}$	$<10^{-4}$	$<10^{-4}$	$<10^{-4}$	$<10^{-3}$	$<10^{-3}$	$<10^{-2}$
Λ_b^0 background	—	—	0.0004	—	—	0.0004	0.0003	—	—	—	—
S-P wave interference	<1	$<10^{-4}$	$<10^{-4}$	$<10^{-3}$	$<10^{-3}$	$<10^{-4}$	$<10^{-4}$	$<10^{-4}$	$<10^{-3}$	$<10^{-3}$	$<10^{-2}$
$P(\sigma_{ct})$ uncertainty	<1	0.0002	0.0003	$<10^{-3}$	$<10^{-3}$	0.0001	0.0001	$<10^{-4}$	$<10^{-3}$	$<10^{-3}$	$<10^{-2}$
Total systematic uncertainty	7	0.0019	0.0028	0.017	0.012	0.0044	0.0030	0.0009	0.025	0.050	0.05

data. The statistical uncertainty is defined as the 68.3% confidence level (CL) interval centered around the mean of the bootstrap distribution of interest. Importantly, this method helps identify any potential bias in the nominal fit (“fit bias”), which is the difference between the central value of the bootstrap distribution and the expected true value. In line with standard practices in the field [15, 20, 26], this bias is removed from the statistical uncertainty evaluation and is treated as a systematic uncertainty. The measured number of $B_s^0 \rightarrow J/\psi \phi(1020)$ signal events from the fit is $491\,270 \pm 950$, corresponding to an effective number of tagged signal candidates of $N_{B_s^0} P_{\text{tag}} = 27\,500 \pm 100$.

The systematic uncertainties potentially impacting the POIs are categorized into two groups. Type-I uncertainties stem from the finite number of events in the simulated samples and from uncertainties related to the parameters of the efficiency and calibration functions. These uncertainties are evaluated by either sampling the function parameters based on their uncertainties or, in the case of nonparametric functions, by resampling the simulated samples. The systematic uncertainties are then quantified as the root-mean-square of the resulting POI distributions. Type-II uncertainties account for potential biases resulting from the assumptions made in the fit model and analysis methods. For each tested assumption, an alternative model choice is selected, and the fit to the data is repeated. A deviation Δ_{syst} from the reference results is significant if it exceeds 20% of the statistical uncertainty associated with a parameter. In such cases, a double-sided systematic uncertainty of $0.5 \Delta_{\text{syst}}$ is assigned, assuming a uniform distribution for the true bias between 0 and Δ_{syst} . The fit bias does not fall into either of these two categories and is assessed as the mean of the bootstrap distributions with respect to the nominal results. The systematic uncertainties are summarized in Table 1.

Type-I uncertainties are evaluated for the B⁰ background yield, the values of k_{SP} and $\tau_{B^0}^{\text{PDG}}$, and the parameters of the time resolution and flavor tagging calibration functions. Similarly, uncertainties arising from the fixed σ_{ct} pdfs in the final fit are also evaluated. Statistical uncertainties associated with the B⁰ control data sample and $B_s^0 \rightarrow J/\psi \phi(1020)$ simulated events, which are employed to determine the efficiency functions, are estimated using resampling techniques.

Type-II uncertainties are assigned by conducting extensive investigations and cross-verification processes to validate the model assumptions. We explore alternative hypotheses regarding the pdf shapes of the mass, ct , and angular variable distributions for both the signal and background components. Additionally, we examine alternative models for the efficiency functions to identify potential sources of bias. The impact of neglecting background from

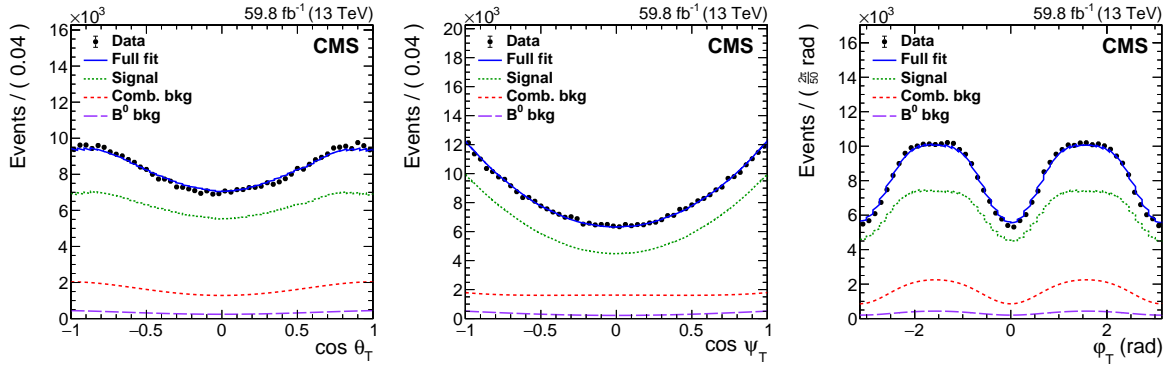


Figure 3: Angular observables distributions of the selected candidates and fit projection for the ST trigger category (2018 data). The projections of the fitted model are also shown.

Table 2: Measured values and uncertainties of the main parameters of interest.

Parameter	Fit value	Stat. unc.	Syst. unc.
ϕ_s [mrad]	-73	± 23	± 7
$\Delta\Gamma_s$ [ps^{-1}]	0.0761	± 0.0043	± 0.0019
Γ_s [ps^{-1}]	0.6613	± 0.0015	± 0.0028
Δm_s [$\hbar \text{ps}^{-1}$]	17.757	± 0.035	± 0.017
$ \lambda $	1.011	± 0.014	± 0.012
$ A_0 ^2$	0.5300	$^{+0.0016}_{-0.0014}$	± 0.0044
$ A_{\perp} ^2$	0.2409	± 0.0021	± 0.0030
$ A_S ^2$	0.0067	± 0.0033	± 0.0009
δ_{\parallel} [rad]	3.145	± 0.089	± 0.025
δ_{\perp} [rad]	2.931	± 0.089	± 0.050
$\delta_{S\perp}$ [rad]	0.48	± 0.15	± 0.05

$\Lambda_b^0 \rightarrow J/\psi p K^- \rightarrow \mu^+ \mu^- p K^-$ is assessed by incorporating a dedicated component into the fit model, following an approach similar to the one for the B^0 background, and repeating the fit to the B_s^0 data sample. Various validation studies are carried out on the correction procedure applied to the simulated samples used to evaluate the angular efficiency. The calibration procedure for the OS tagging algorithms is evaluated using results from simulation to correct for differences between $B_s^0 \rightarrow J/\psi \phi(1020)$ and $B^+ \rightarrow J/\psi K^+$ decays. The calibration for the SS tagger already accounts for these differences. We investigate its calibration strategy by removing these corrections, which introduce a significant perturbation of approximately 10% to the calibration parameters, and testing the stability of the physics results in response to these changes.

The fit results, along with the associated statistical and systematic uncertainties, are provided in Table 2. The projection of the fit onto each of the seven fitted distributions for the ST trigger category (2018 data) is shown in Figs. 1, 2, and 3. The results are found to be consistent with SM-based predictions [4, 5, 42] and the latest world-average values [33]. The weak CPV phase is measured to be $\phi_s = -73 \pm 23$ (stat) ± 7 (syst) mrad, which is within 1.5 standard deviations of the SM-based prediction. The measured value of $|\lambda|$ is consistent with no direct CPV ($|\lambda| = 1$). These results are comparable in precision to the world's most precise single measurement [20] and supersede the previous results in Ref. [15]. The results are combined with those obtained by CMS at $\sqrt{s} = 8$ TeV [14] using the BLUE method [43, 44] to obtain $\phi_s = -74 \pm 23$ mrad and $\Delta\Gamma_s = 0.0780 \pm 0.0045 \text{ ps}^{-1}$, which are both compatible with SM-based predictions. The un-

certainties include both statistical and systematic components. The full set of combined results is reported in the Supplemental Material [?]. Figure 4 shows the two-dimensional ϕ_s vs. $\Delta\Gamma_s$ contour at 68% CL for the combined results, alongside the SM-based prediction and the latest results from other LHC experiments. Tabulated results are provided in the HEPData record for this analysis [45]. The combined ϕ_s value exhibits a deviation from zero of 3.2 standard deviations, providing the first evidence for CPV in $B_s^0 \rightarrow J/\psi \phi(1020)$ decays.

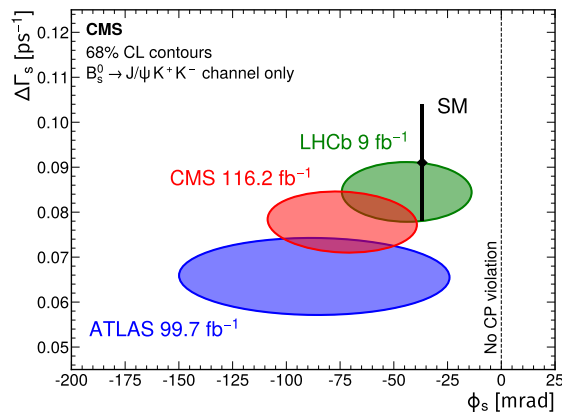


Figure 4: The two-dimensional 68% CL contours in the ϕ_s - $\Delta\Gamma_s$ plane for the combined CMS (red), ATLAS (blue) [26], and LHCb (green) [20] results. Results refer only to $B_s^0 \rightarrow J/\psi K^+ K^-$ measurements. The contours account for both statistical and systematic uncertainties. The SM prediction neglects possible contributions from higher-order penguin diagrams and is represented by the thin black band, with the central value indicated with the black diamond [4, 5, 42].

Acknowledgments

We congratulate our colleagues in the CERN accelerator departments for the excellent performance of the LHC and thank the technical and administrative staffs at CERN and at other CMS institutes for their contributions to the success of the CMS effort. In addition, we gratefully acknowledge the computing centres and personnel of the Worldwide LHC Computing Grid and other centres for delivering so effectively the computing infrastructure essential to our analyses. Finally, we acknowledge the enduring support for the construction and operation of the LHC, the CMS detector, and the supporting computing infrastructure provided by the following funding agencies: SC (Armenia), BMBWF and FWF (Austria); FNRS and FWO (Belgium); CNPq, CAPES, FAPERJ, FAPERGS, and FAPESP (Brazil); MES and BNSF (Bulgaria); CERN; CAS, MoST, and NSFC (China); MINCIENCIAS (Colombia); MSES and CSF (Croatia); RIF (Cyprus); SENESCYT (Ecuador); ERC PRG, RVTT3 and MoER TK202 (Estonia); Academy of Finland, MEC, and HIP (Finland); CEA and CNRS/IN2P3 (France); SRNSF (Georgia); BMBF, DFG, and HGF (Germany); GSRI (Greece); NKFIH (Hungary); DAE and DST (India); IPM (Iran); SFI (Ireland); INFN (Italy); MSIP and NRF (Republic of Korea); MES (Latvia); LMTLT (Lithuania); MOE and UM (Malaysia); BUAP, CINVESTAV, CONACYT, LNS, SEP, and UASLP-FAI (Mexico); MOS (Montenegro); MBIE (New Zealand); PAEC (Pakistan); MES and NSC (Poland); FCT (Portugal); MESTD (Serbia); MCIN/AEI and PCTI (Spain); MOSTR (Sri Lanka); Swiss Funding Agencies (Switzerland); MST (Taipei); MHESI and NSTDA (Thailand); TUBITAK and TENMAK (Turkey); NASU (Ukraine); STFC (United Kingdom); DOE and NSF (USA).

References

- [1] N. Cabibbo, “Unitary symmetry and leptonic decays”, *Phys. Rev. Lett.* **10** (1963) 531, doi:10.1103/PhysRevLett.10.531.
- [2] M. Kobayashi and T. Maskawa, “CP violation in the renormalizable theory of weak interaction”, *Prog. Theor. Phys.* **49** (1973) 652, doi:10.1143/PTP.49.652.
- [3] M. Z. Barel, K. De Bruyn, R. Fleischer, and E. Malami, “In pursuit of new physics with $B^0 \rightarrow J/\psi K^0$ and $B_s^0 \rightarrow J/\psi \phi(1020)$ decays at the high-precision frontier”, *J. Phys. G* **48** (2021) 065002, doi:10.1088/1361-6471/abf2a2, arXiv:2010.14423.
- [4] CKMfitter Collaboration, “Predictions of selected flavour observables within the standard model”, *Phys. Rev. D* **84** (2011) 033005, doi:10.1103/PhysRevD.84.033005, arXiv:1106.4041. Updated with Summer 23 results: http://ckmfitter.in2p3.fr/www/results/plots_summer23/ckm_res_summer23.html.
- [5] UTfit Collaboration, “New UTfit analysis of the unitarity triangle in the Cabibbo–Kobayashi–Maskawa scheme”, *Rend. Lincei Sci. Fis. Nat.* **34** (2023) 37, doi:10.1007/s12210-023-01137-5, arXiv:2212.03894.
- [6] CDF Collaboration, “Observation of B_s^0 - \bar{B}_s^0 oscillations”, *Phys. Rev. Lett.* **97** (2006) 242003, doi:10.1103/PhysRevLett.97.242003, arXiv:hep-ex/0609040.
- [7] C.-W. Chiang et al., “New physics in $B_s^0 \rightarrow J/\psi \phi(1020)$: a general analysis”, *JHEP* **04** (2010) 031, doi:10.1007/JHEP04(2010)031, arXiv:0910.2929.
- [8] M. Artuso, G. Borissov, and A. Lenz, “CP violation in the B_s^0 system”, *Rev. Mod. Phys.* **88** (2016) 045002, doi:10.1103/RevModPhys.88.045002, arXiv:1511.09466. [Erratum: doi:10.1103/RevModPhys.91.049901].
- [9] D0 Collaboration, “Measurement of B_s^0 mixing parameters from the flavor-tagged decay $B_s^0 \rightarrow J/\psi \phi(1020)$ ”, *Phys. Rev. Lett.* **101** (2008) 241801, doi:10.1103/PhysRevLett.101.241801, arXiv:0802.2255.
- [10] D0 Collaboration, “Measurement of the CP-violating phase $\phi_s^{J/\psi\phi}$ using the flavor-tagged decay $B_s^0 \rightarrow J/\psi \phi(1020)$ in 8 fb^{-1} of $p\bar{p}$ collisions”, *Phys. Rev. D* **85** (2012) 032006, doi:10.1103/PhysRevD.85.032006, arXiv:1109.3166.
- [11] CDF Collaboration, “First flavor-tagged determination of bounds on mixing-induced CP violation in $B_s^0 \rightarrow J/\psi \phi(1020)$ decays”, *Phys. Rev. Lett.* **100** (2008) 161802, doi:10.1103/PhysRevLett.100.161802, arXiv:0712.2397.
- [12] CDF Collaboration, “Measurement of the CP-violating phase $\beta_s^{J/\psi\phi}$ in $B_s^0 \rightarrow J/\psi \phi(1020)$ decays with the CDF II detector”, *Phys. Rev. D* **85** (2012) 072002, doi:10.1103/PhysRevD.85.072002, arXiv:1112.1726.
- [13] CDF Collaboration, “Measurement of the bottom-strange meson mixing phase in the full CDF data set”, *Phys. Rev. Lett.* **109** (2012) 171802, doi:10.1103/PhysRevLett.109.171802, arXiv:1208.2967.
- [14] CMS Collaboration, “Measurement of the CP-violating weak phase ϕ_s and the decay width difference $\Delta\Gamma_s$ using the $B_s^0 \rightarrow J/\psi \phi(1020)$ decay channel in pp collisions at

- $\sqrt{s} = 8 \text{ TeV}$ ", *Phys. Lett. B* **757** (2016) 97, doi:10.1016/j.physletb.2016.03.046, arXiv:1507.07527.
- [15] CMS Collaboration, "Measurement of the CP -violating phase ϕ_s in the $B_s^0 \rightarrow J/\psi \phi(1020) \rightarrow \mu^+ \mu^- K^+ K^-$ channel in proton-proton collisions at $\sqrt{s} = 13 \text{ TeV}$ ", *Phys. Lett. B* **816** (2021) 136188, doi:10.1016/j.physletb.2021.136188, arXiv:2007.02434.
- [16] LHCb Collaboration, "Measurement of the CP -violating phase ϕ_s in $\bar{B}_s^0 \rightarrow J/\psi \pi^+ \pi^-$ decays", *Phys. Lett. B* **713** (2012) 378, doi:10.1016/j.physletb.2012.06.032, arXiv:1204.5675.
- [17] LHCb Collaboration, "Measurement of CP violation and the B_s^0 meson decay width difference with $B_s^0 \rightarrow J/\psi K^+ K^-$ and $B_s^0 \rightarrow J/\psi \pi^+ \pi^-$ decays", *Phys. Rev. D* **87** (2013) 112010, doi:10.1103/PhysRevD.87.112010, arXiv:1304.2600.
- [18] LHCb Collaboration, "Measurement of the CP -violating phase ϕ_s in $\bar{B}_s^0 \rightarrow J/\psi \pi^+ \pi^-$ decays", *Phys. Lett. B* **736** (2014) 186, doi:10.1016/j.physletb.2014.06.079, arXiv:1405.4140.
- [19] LHCb Collaboration, "Precision measurement of CP violation in $B_s^0 \rightarrow J/\psi K^+ K^-$ decays", *Phys. Rev. Lett.* **114** (2015) 041801, doi:10.1103/PhysRevLett.114.041801, arXiv:1411.3104.
- [20] LHCb Collaboration, "Improved measurement of CP violation parameters in $B_s^0 \rightarrow J/\psi K^+ K^-$ decays in the vicinity of the $\phi(1020)$ ", *Phys. Rev. Lett.* **132** (2024) 051802, doi:10.1103/PhysRevLett.132.051802, arXiv:2308.01468.
- [21] LHCb Collaboration, "Measurement of the CP -violating phase ϕ_s in $\bar{B}_s^0 \rightarrow D_s^+ D_s^-$ decays", *Phys. Rev. Lett.* **113** (2014) 211801, doi:10.1103/PhysRevLett.113.211801, arXiv:1409.4619.
- [22] LHCb Collaboration, "First study of the CP -violating phase and decay-width difference in $B_s^0 \rightarrow \psi(2S) \phi$ ", *Phys. Lett. B* **762** (2016) 253, doi:10.1016/j.physletb.2016.09.028, arXiv:1608.04855.
- [23] ATLAS Collaboration, "Time-dependent angular analysis of the decay $B_s^0 \rightarrow J/\psi \phi(1020)$ and extraction of $\Delta\Gamma_s$ and the CP -violating weak phase ϕ_s by ATLAS", *JHEP* **12** (2012) 072, doi:10.1007/JHEP12(2012)072, arXiv:1208.0572.
- [24] ATLAS Collaboration, "Flavor tagged time-dependent angular analysis of the $B_s^0 \rightarrow J/\psi \phi(1020)$ decay and extraction of $\Delta\Gamma_s$ and the weak phase ϕ_s in ATLAS", *Phys. Rev. D* **90** (2014) 052007, doi:10.1103/PhysRevD.90.052007, arXiv:1407.1796.
- [25] ATLAS Collaboration, "Measurement of the CP -violating phase ϕ_s and the B_s^0 meson decay width difference with $B_s^0 \rightarrow J/\psi \phi(1020)$ decays in ATLAS", *JHEP* **12** (2016) 072, doi:10.1007/JHEP08(2016)147, arXiv:1601.03297.
- [26] ATLAS Collaboration, "Measurement of the CP -violating phase ϕ_s in $B_s^0 \rightarrow J/\psi \phi(1020)$ decays in ATLAS at 13 TeV", *Eur. Phys. J. C* **81** (2021) 342, doi:10.1140/epjc/s10052-021-09011-0, arXiv:2001.07115.
- [27] CMS Collaboration, "The CMS experiment at the CERN LHC", *JINST* **3** (2008) S08004, doi:10.1088/1748-0221/3/08/S08004.

-
- [28] CMS Collaboration, “Development of the CMS detector for the CERN LHC Run 3”, *JINST* **19** (2024) P05064, doi:10.1088/1748-0221/19/05/P05064, arXiv:2309.05466.
- [29] CMS Collaboration, “Precision luminosity measurement in proton-proton collisions at $\sqrt{s} = 13$ TeV in 2015 and 2016 at CMS”, *Eur. Phys. J. C* **81** (2021) 800, doi:10.1140/epjc/s10052-021-09538-2, arXiv:2104.01927.
- [30] CMS Collaboration, “CMS luminosity measurement for the 2017 data-taking period at $\sqrt{s} = 13$ TeV”, CMS Physics Analysis Summary CMS-PAS-LUM-17-004, 2018.
- [31] CMS Collaboration, “CMS luminosity measurement for the 2018 data-taking period at $\sqrt{s} = 13$ TeV”, CMS Physics Analysis Summary CMS-PAS-LUM-18-002, 2019.
- [32] A. S. Dighe, I. Dunietz, and R. Fleischer, “Extracting CKM phases and $B_s^0-\bar{B}_s^0$ mixing parameters from angular distributions of non-leptonic B decays”, *Eur. Phys. J. C* **6** (1999) 647, doi:10.1007/s100529800954, arXiv:hep-ph/9804253.
- [33] Particle Data Group, “Review of Particle Physics”, *Phys. Rev. D* **2024** (2024) 030001, doi:10.1103/PhysRevD.110.030001.
- [34] G. C. Branco, L. Lavoura, and J. P. Silva, “CP Violation”, volume 103 of *International Series of Monographs on Physics*. Clarendon Press, Oxford, UK, 1999. ISBN 0198503997.
- [35] LHCb Collaboration, “Determination of the sign of the decay width difference in the B_s^0 system”, *Phys. Rev. Lett.* **108** (2012) 241801, doi:10.1103/PhysRevLett.108.241801, arXiv:1202.4717.
- [36] CMS Collaboration, “The CMS trigger system”, *JINST* **12** (2017) P01020, doi:10.1088/1748-0221/12/01/P01020, arXiv:1609.02366.
- [37] “Supplemental material: additional figures and tables”. [URL will be inserted by publisher at publication].
- [38] M. Rosenblatt, “Remarks on some nonparametric estimates of a density function”, *Ann. Math. Statist.* **27** (1956) 832, doi:10.1214/aoms/1177728190.
- [39] E. Parzen, “On estimation of a probability density function and mode”, *Ann. Math. Statist.* **33** (1962) 1065, doi:10.1214/aoms/1177704472.
- [40] N. L. Johnson, “Systems of frequency curves generated by methods of translation”, *Biometrika* **36** (1949) 149, doi:10.1093/biomet/36.1-2.149.
- [41] B. Efron and R. J. Tibshirani, “An introduction to the bootstrap”. Monographs on Statistics and Applied Probability. Chapman & Hall/CRC, Boca Raton, Florida, USA, 1993.
- [42] A. Lenz and G. Tetlalmatzi-Xolocotzi, “Model-independent bounds on new physics effects in non-leptonic tree-level decays of B-mesons”, *JHEP* **07** (2020) 177, doi:10.1007/JHEP07(2020)177, arXiv:1912.07621.
- [43] L. Lyons, D. Gibaut, and P. Clifford, “How to combine correlated estimates of a single physical quantity”, *Nucl. Instrum. Meth. A* **270** (1988) 110, doi:10.1016/0168-9002(88)90018-6.

- [44] A. Valassi, “Combining correlated measurements of several different physical quantities”, *Nucl. Instrum. Meth. A* **500** (2003) 391, doi:10.1016/S0168-9002(03)00329-2.
- [45] “HEPData record for this analysis”, 2024. doi:10.17182/hepdata.156384.
- [46] CMS Collaboration, “Performance of the CMS Level-1 trigger in proton-proton collisions at $\sqrt{s} = 13$ TeV”, *JINST* **15** (2020) P10017, doi:10.1088/1748-0221/15/10/P10017, arXiv:2006.10165.
- [47] CMS Collaboration, “Electron and photon reconstruction and identification with the CMS experiment at the CERN LHC”, *JINST* **16** (2021) P05014, doi:10.1088/1748-0221/16/05/P05014, arXiv:2012.06888.
- [48] CMS Collaboration, “Performance of the CMS muon detector and muon reconstruction with proton-proton collisions at $\sqrt{s} = 13$ TeV”, *JINST* **13** (2018) P06015, doi:10.1088/1748-0221/13/06/P06015, arXiv:1804.04528.
- [49] CMS Collaboration, “Description and performance of track and primary-vertex reconstruction with the CMS tracker”, *JINST* **9** (2014) P10009, doi:10.1088/1748-0221/9/10/P10009, arXiv:1405.6569.
- [50] CMS Collaboration, “Particle-flow reconstruction and global event description with the CMS detector”, *JINST* **12** (2017) P10003, doi:10.1088/1748-0221/12/10/P10003, arXiv:1706.04965.
- [51] T. Sjöstrand et al., “An introduction to PYTHIA 8.2”, *Comput. Phys. Commun.* **191** (2015) 159, doi:10.1016/j.cpc.2015.01.024, arXiv:1410.3012.
- [52] CMS Collaboration, “Extraction and validation of a new set of CMS PYTHIA8 tunes from underlying-event measurements”, *Eur. Phys. J. C* **80** (2020) 4, doi:10.1140/epjc/s10052-019-7499-4, arXiv:1903.12179.
- [53] NNPDF Collaboration, “Parton distributions from high-precision collider data”, *Eur. Phys. J. C* **77** (2017) 663, doi:10.1140/epjc/s10052-017-5199-5, arXiv:1706.00428.
- [54] D. J. Lange, “The EvtGen particle decay simulation package”, *Nucl. Instrum. Meth. A* **462** (2001) 152, doi:10.1016/S0168-9002(01)00089-4.
- [55] E. Barberio and Z. Waş, “PHOTOS — a universal Monte Carlo for QED radiative corrections: version 2.0”, *Comput. Phys. Commun.* **79** (1994) 291, doi:10.1016/0010-4655(94)90074-4.
- [56] GEANT4 Collaboration, “GEANT4 — a simulation toolkit”, *Nucl. Instrum. Meth. A* **506** (2003) 250, doi:10.1016/S0168-9002(03)01368-8.
- [57] R. Frühwirth, “Application of Kalman filtering to track and vertex fitting”, *Nucl. Instrum. Meth. A* **262** (1987) 444, doi:10.1016/0168-9002(87)90887-4.
- [58] M. Zaheer et al., “Deep Sets”, 2018. arXiv:1703.06114.
- [59] CMS Collaboration, “Identification of heavy-flavour jets with the CMS detector in pp collisions at 13 TeV”, *JINST* **13** (2018) P05011, doi:10.1088/1748-0221/13/05/P05011, arXiv:1712.07158.

- [60] D.-A. Clevert, T. Unterthiner, and S. Hochreiter, "Fast and accurate deep network learning by Exponential Linear Units (ELUs)", 2015. [arXiv:1511.07289](#).
- [61] J. Platt, "Probabilities for SV machines", ch. 5, p. 61. *Advances in large-margin classifiers*. The MIT Press, 2000. [doi:10.7551/mitpress/1113.003.0008](#).
- [62] D. Kingma and J. Ba, "Adam: a method for stochastic optimization", in *Proc. Int. Conf. on Learning Representations*. 2014. [arXiv:1412.6980](#).

A The CMS detector, simulated samples, and event reconstruction

The CMS apparatus is a multipurpose, nearly hermetic detector, designed to trigger on [36, 46] and identify electrons, muons, photons, and hadrons [47–49]. A global event description algorithm [50] aims to reconstruct all individual particles in an event, combining information provided by the all-silicon inner tracker and by the crystal electromagnetic, and a brass and scintillator hadron calorimeters, operating inside a 3.8 T superconducting solenoid, with data from the gas-ionization muon detectors embedded in the flux-return yoke outside the solenoid. Simulated events are employed to determine the angular efficiency and to train the various machine-learning models. These samples are generated with the software described in Refs. [51–56] and validated via comparison with background-subtracted data in several control distributions.

To improve the purity of the signal, additional requirements are imposed on events selected by the trigger system. Muons and kaons must have pseudorapidity $|\eta| < 2.4$ and $|\eta| < 2.5$, respectively. For the MT (ST) trigger category, muons are required to have transverse momentum $p_T > 3.5$ (4.0) GeV, while tracks are required to have $p_T > 1.15$ (0.90) GeV. The opposite-charge muons forming the J/ψ candidate are then constrained to a common vertex, obtained via a Kalman fit [57], with an invariant mass within 150 MeV of the world-average mass of the J/ψ meson [33]. The $\phi(1020)$ meson candidates are retained only if their invariant mass, assuming both oppositely charged particles to be kaons, lies within 10 MeV of the world-average mass of the $\phi(1020)$ meson [33]. Finally, the J/ψ and $\phi(1020)$ mesons candidates are combined to create B_s^0 meson candidates through a kinematic fitting process involving the four tracks, where the dimuon mass is constrained to the world-average J/ψ meson mass [33]. The B_s^0 meson candidates are accepted if their $p_T > 9.5$ GeV, their invariant mass is in the 5.24–5.49 GeV range, and the vertex fit χ^2 probability exceeds 2%. The primary vertex (PV) is chosen as the vertex closest to the line passing through the B_s^0 decay vertex and parallel to its momentum. The ct is measured as $ct = c m_{B_s^0}^{\text{PDG}} \vec{L}_{xy} \cdot \vec{p}_T / p_T^2$, where $m_{B_s^0}^{\text{PDG}}$ is the world-average B_s^0 mass [33] and \vec{L}_{xy} is the vector from the PV to the B_s^0 vertex in the transverse plane. The ct uncertainty σ_{ct} is obtained by propagating the uncertainties in L_{xy} and p_T of the B_s^0 meson candidate to ct . It is required that $ct \geq 60$ (100) μm for the MT (ST) trigger category, with $\sigma_{ct} < 50 \mu\text{m}$. Additionally, events in the ST trigger category need to satisfy $ct/\sigma_{ct} > 3$. In approximately 2% of the events, multiple B_s^0 meson candidates are reconstructed, and in these cases the candidate with the highest vertex-fit probability is chosen.

B Flavor tagging

The OS muon and OS electron taggers follow the same strategy. They search for semileptonic $b \rightarrow \ell^- + X$ decays of the OS b quark, using the lepton charge as the tagging variable and subsequently employing DNNs to estimate ω_{tag} . For each event, we search for a candidate OS lepton consistent with being produced by the OS b hadron. To reduce contamination from background sources, loose kinematic requirements are imposed on the candidates, and DNN discriminators are used to reduce contributions from hadrons and photons misreconstructed as muons and electrons, respectively. To avoid overlaps, an OS electron is searched only if no OS muon is found. In both algorithms, conditions are introduced to separate the OS lepton from the B_s^0 meson candidate. An ensemble of DNNs is used to discriminate the right- and wrong-tag leptons, as well as to estimate the event mistag probability. The DNNs have been developed using simulated $B_s^0 \rightarrow J/\psi \phi(1020)$ events and calibrated with self-tagging $B^+ \rightarrow J/\psi K^+$ data

samples, as described below. The input features of the lepton tagging DNNs consist of variables extracted from the kinematic properties of the lepton candidate and the surrounding activity. The structure of all DNN models has been optimized to maximize the tagging power. The architecture is purposefully designed so that its output score “ s_{DNN} ” corresponds directly to the probability of correctly tagging an event.

The OS jet tagger is based on DNNs, referred to collectively as “DeepJetCharge” (DJC), derived from the DEEPSETS architecture [58] and exploits charge asymmetries in OS b jets to predict the probability of being produced by b versus \bar{b} quarks. The resulting probability serves as the basis for determining both ζ_{tag} and ω_{tag} . An OS jet candidate is selected if it passes loose kinematic requirements, does not contain tracks from the signal B_s^0 , the probability P_b of originating from a bottom or anti-bottom quark, as estimated by DEEPJET [59] exceeds 20%, and contains at least two tracks from the PV. To ensure the OS algorithms are orthogonal to each other, an OS jet is searched for only if no OS muon or OS electron is found. Features used by DJC include p_T and η of the B_s^0 meson, p_T , η , and P_b of the jet, and the angular distances $\Delta R \equiv \sqrt{(\Delta\eta)^2 + (\Delta\phi)^2}$ and $\Delta\phi$ between the direction of the jet and that of the B_s^0 . Features from at most 15 charged particles (ordered by the longitudinal impact parameter relative to the PV, IP_z) are also included: charge, p_T , η , ΔR and $\Delta\phi$ relative to the B_s^0 momentum, impact parameters with respect to the PV, and their uncertainties. Besides the jet constituents, other tracks in a $\Delta R < 0.5$ cone around the jet axis are used to recover tracks not found by the jet reconstruction. The DJC is trained on simulated $B_s^0 \rightarrow J/\psi \phi(1020)$ events of the ST trigger category and its structure is composed of four blocks. First, three dense layers act on every input feature except track charge, making this block explicitly flavor invariant. Then, the charge information is added and two more dense layers are executed. Subsequently, all the hidden features are summed across all tracks, flattening the track vector to a single dimension. Finally, four interlaced dense and dropout layers convert the feature vector to a probability, which is the model output. All dense layers use an exponential linear unit activation function [60]. To preserve symmetry between the two classes, that is b and \bar{b} jets, the algorithm is constructed as flavor invariant, that is the probabilities for the b hypothesis are identical to those of the \bar{b} hypothesis when inverting all the charges. This is achieved by explicitly symmetrizing the output as $s_{\text{DJC}}(x) = [s_{\text{DJC}}(x) + (1 - s_{\text{DJC}}(\bar{x}))]/2$, where x is the model input and \bar{x} is the input with all the track charges reversed. The output of DJC coincides with the probability of the OS jet being produced by a bottom quark, which can be straightforwardly used to perform the tagging inference and ω_{tag} estimation.

The SS tagger, referred to as “DeepSameSide” (DSS), exploits the correlation between the quark content of the B_s^0 meson at production time and the charges of the fragmentation particles surrounding it. Consequently, it is independent of the OS tag, is not diluted by mixing in the other b quark, and does not depend on the presence of its decay products from the other b quark, such as leptons or jets, within the acceptance of the CMS detector. The architecture of DSS is modeled on that of DJC (including output symmetrization), exploiting the features from the B_s^0 meson candidate and all the tracks, other than its constituents, in a $\Delta R = 0.8$ cone around its direction (care is taken to avoid geometrical overlap with the OS methods). Up to 20 tracks, ordered by IP_z , are considered; in contrast to DJC, no jet features are used. The DSS is trained on a sample of B_s^0 and B^+ simulated events to compute the probability of having a bottom quark at production time. The B^+ events are used to render the algorithm invariant for $B_s^0 \leftrightarrow B^-$ and $\bar{B}_s^0 \leftrightarrow B^+$ transformation and allow the calibration in data with $B^+ \rightarrow J/\psi K^+$ decays. The DSS exploits the charge of the particles produced in the hadronization for the discrimination, which depends on the light quark in the meson. The DSS is trained to produce the probability of an initial signal B_s^0 meson, from which the tagging inference and ω_{tag} estimation can be then

performed.

The event mistag probability, as estimated by the tagging algorithms, undergoes calibration utilizing a self-tagging data sample of $B^+ \rightarrow J/\psi K^+$ events, where the kaon's charge corresponds to the B^+ meson flavor. The calibration procedure is executed separately for each data set, by comparing the measured mistag fraction (ω_{meas}) with the ω_{tag} predicted by the taggers. The B^+ events are divided into bins in ω_{tag} , and, within each bin, the count of right- and wrong-tag events is computed independently on the $J/\psi K^+$ invariant mass distribution to derive the corresponding ω_{meas} value. The $(\omega_{\text{tag}}, \omega_{\text{meas}})$ pairs are then used to refine the DNNs' predictions through the Platt scaling method [61]. This method fits a linear function to the model's output before the final sigmoid layer, effectively calibrating the predicted probabilities to the measured outcomes. In the case of the OS lepton taggers, both parameters of the linear function are left free to float, while for the OS jet and SS tagger, the constant term is set to zero to preserve symmetry between the two flavor hypotheses. The calibration of DSS is further corrected to account for potential differences between B_s^0 and B^+ mesons by using the calibrations obtained in simulated $B_s^0 \rightarrow J/\psi \phi(1020)$ and $B^+ \rightarrow J/\psi K^+$ events. The size of this correction is found to be of the order of 10%. For the OS-jet and SS tagger, events with $\omega_{\text{tag}} > 0.48$ and $\omega_{\text{tag}} > 0.46$, respectively, are classified as untagged. These events contribute minimally to the performance, and their removal enhances the calibration reliability.

All tagging DNNs are developed in simulated events and employ the cross-entropy loss function combined with the Adam optimizer [62]. Input features are preprocessed so that the mean and variance for each of the input variables are, respectively, zero and one. The four tracks forming the B_s^0 meson candidate are explicitly excluded from consideration by the taggers and precautions are taken to reduce the effect of multiple collisions in the same or neighboring bunch crossings.

The combined performance of the tagging framework yields a tagging power of $P_{\text{tag}} = (5.59 \pm 0.02)\%$. The tagging efficiency, tagging power, and effective dilution for each exclusive tagging category are presented in Table 3.

Table 3: Calibrated flavor tagging performance as measured in the B_s^0 data sample in the various mutually exclusive categories. The effective dilution $\mathcal{D}_{\text{tag,eff}}^2$ is obtained from the measured tagging efficiency ε_{tag} and tagging power P_{tag} . The uncertainties are statistical only.

Category	ε_{tag} [%]	$\mathcal{D}_{\text{tag,eff}}^2$	P_{tag} [%]
Only OS muon	6.07 ± 0.05	0.212	1.29 ± 0.07
Only OS electron	2.72 ± 0.02	0.079	0.214 ± 0.004
Only OS jet	5.16 ± 0.03	0.045	0.235 ± 0.003
Only SS	33.12 ± 0.07	0.080	2.64 ± 0.01
SS + OS muon	0.62 ± 0.01	0.202	0.125 ± 0.003
SS + OS electron	2.77 ± 0.02	0.150	0.416 ± 0.005
SS + OS jet	5.40 ± 0.03	0.124	0.671 ± 0.006
Combined	55.9 ± 0.1	0.100	5.59 ± 0.02

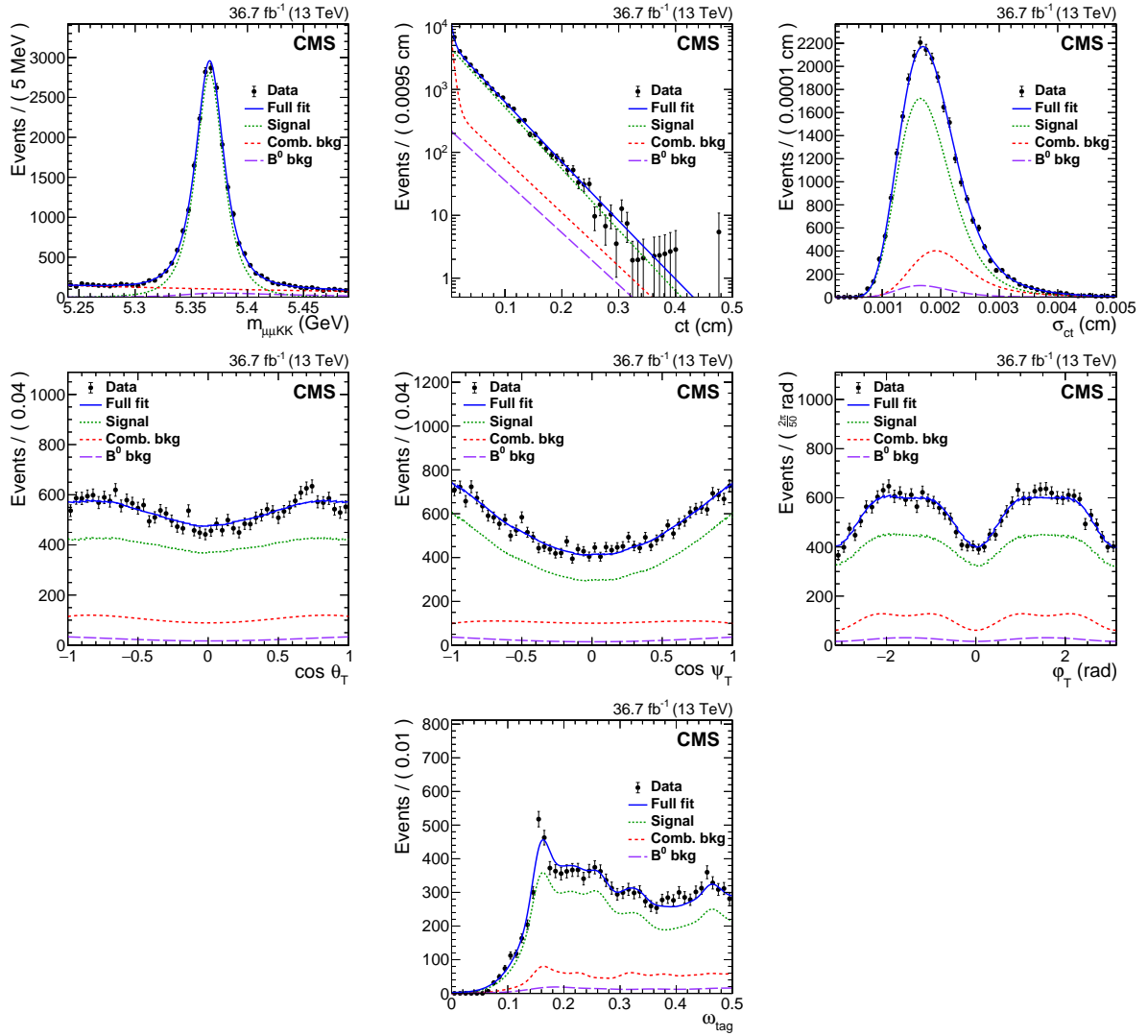


Figure C.5: The distributions for the input observables of the selected candidates and the projections from the fit for the MT trigger category (2017 data).

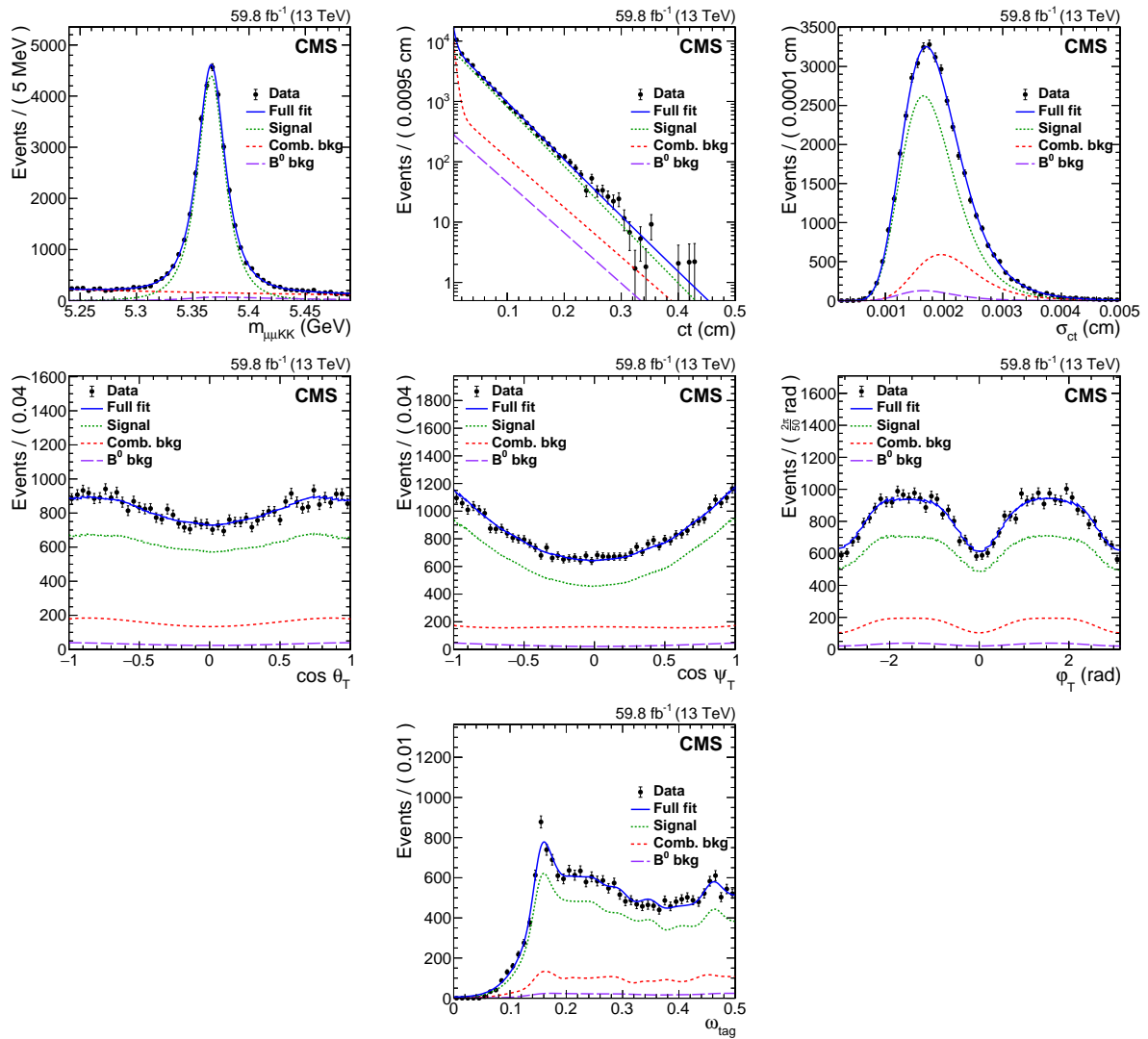


Figure C.6: The distributions for the input observables of the selected candidates and the projections from the fit for the MT trigger category (2018 data).

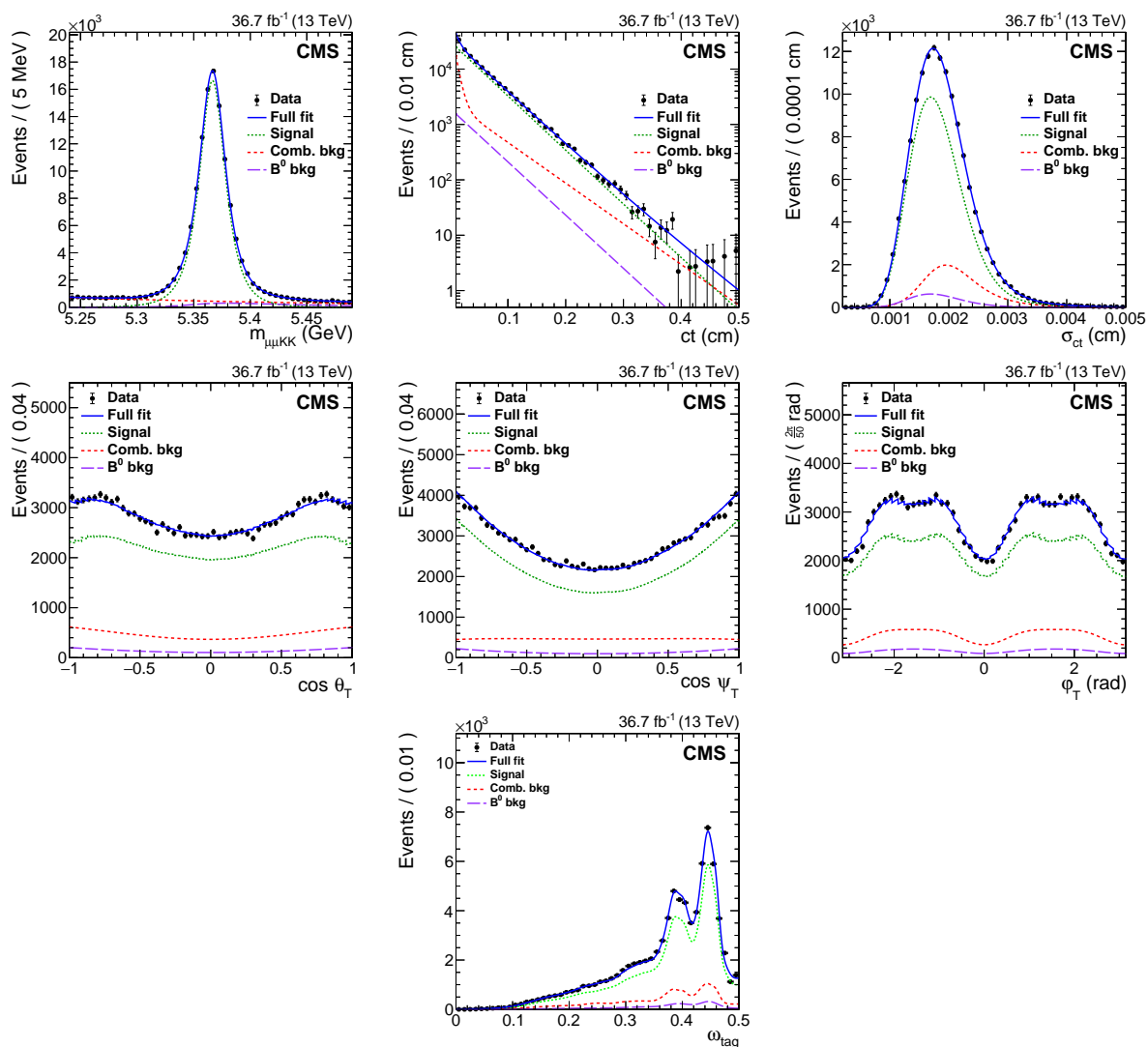


Figure C.7: The distributions for the input observables of the selected candidates and the projections from the fit for the ST trigger category (2017 data).

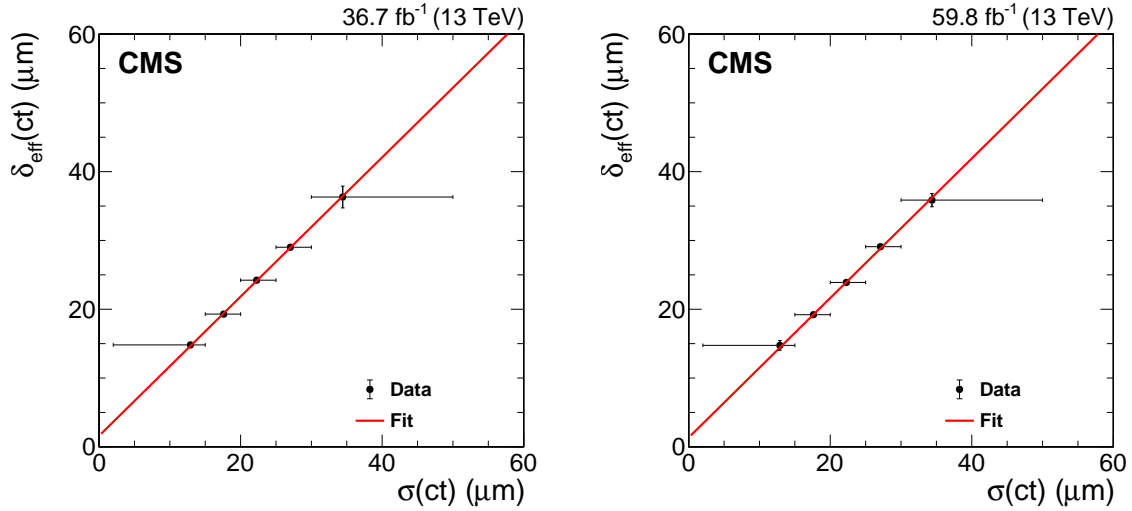


Figure C.8: The ct uncertainty calibration fits for the 2017 (left) and 2018 (right) data samples. The measured effective ct resolution is plotted versus the average (calculated) value of σ_{ct} in bins of σ_{ct} . The results of a fit to a line are shown with a solid red line. The horizontal error bars indicate the bins' edges and are not used in the fit.

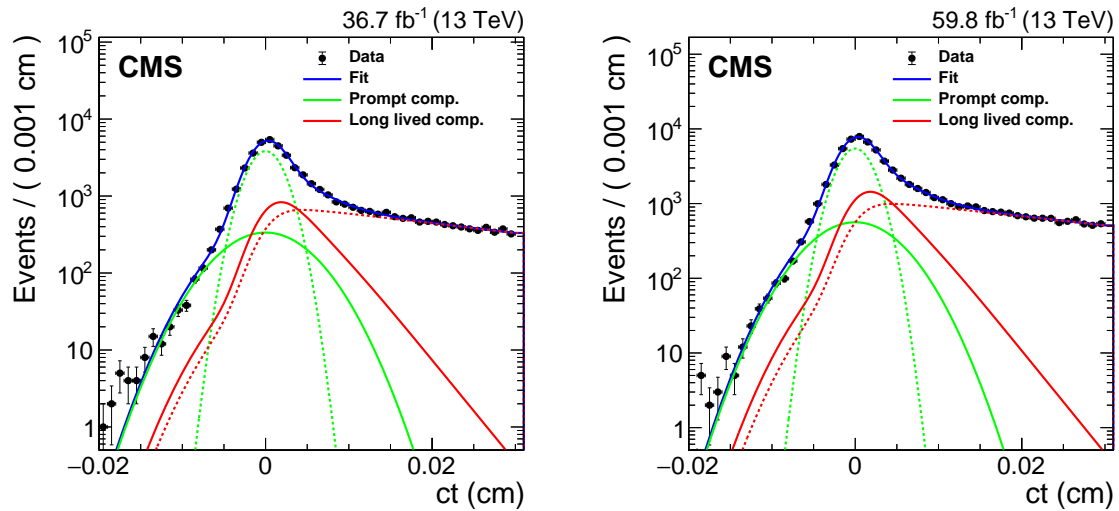


Figure C.9: Proper decay time distribution of prompt events in the MT trigger category for 2017 (left) and 2018 (right) data. The two components of the resolution function are modeled with Gaussian distributions and shown in green. The resolution function is the model for the prompt component, and the long lived components, shown in red, are modeled as two exponential distributions convoluted with the resolution function.

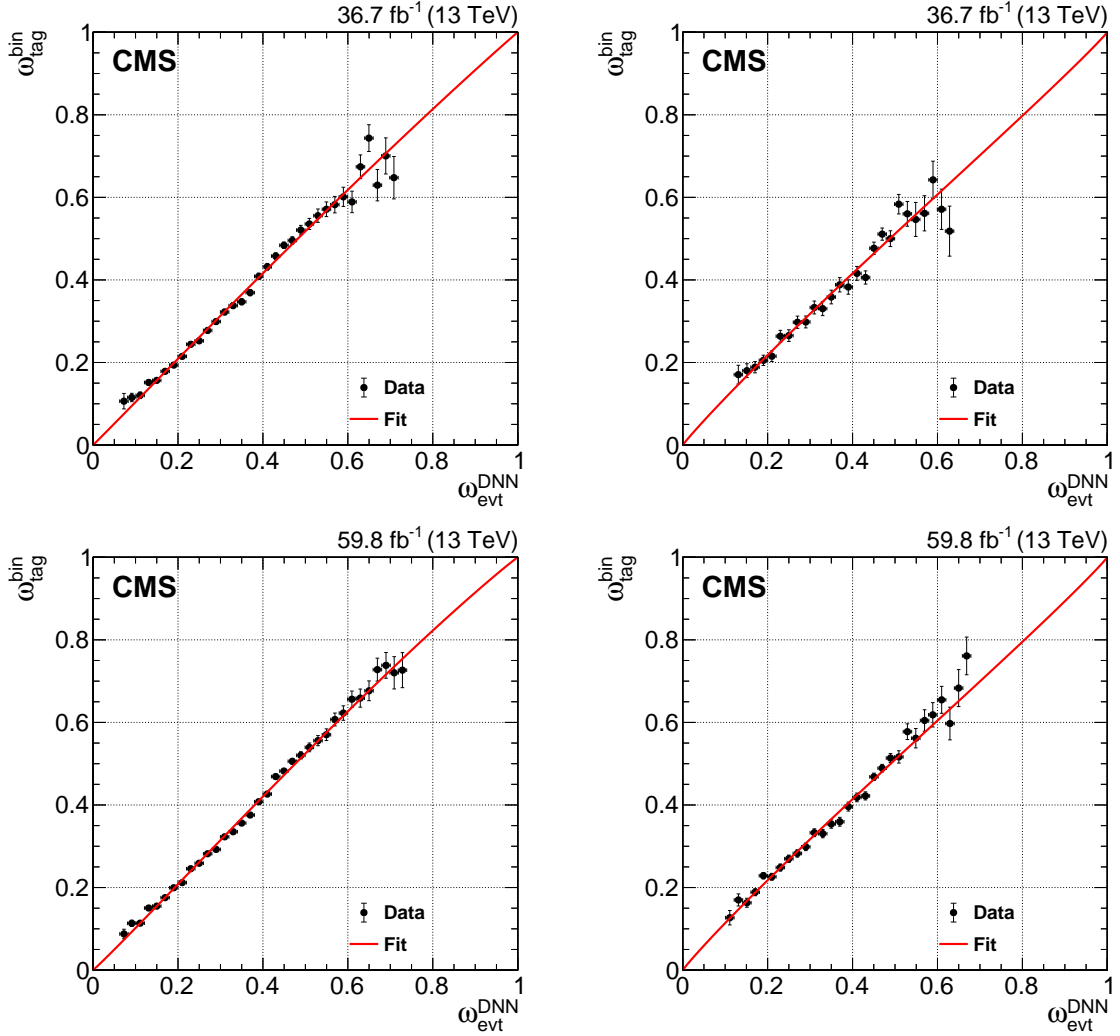


Figure C.10: Results of the mistag probability calibration fit for the OS-muon tagger on $B^+ \rightarrow J/\psi K^+$ decays for 2017 (top row) and 2018 (bottom row) data. The measured mistag probability is plotted versus the value predicted by the tagging algorithm. The solid red line shows the results of the Platt scaling calibration fit to data. The calibration model is a linear function applied to the tagger DNN's output before the final sigmoid layer. The plots in the left column refer to the MT trigger category, while the ones in the right column to the ST trigger category.

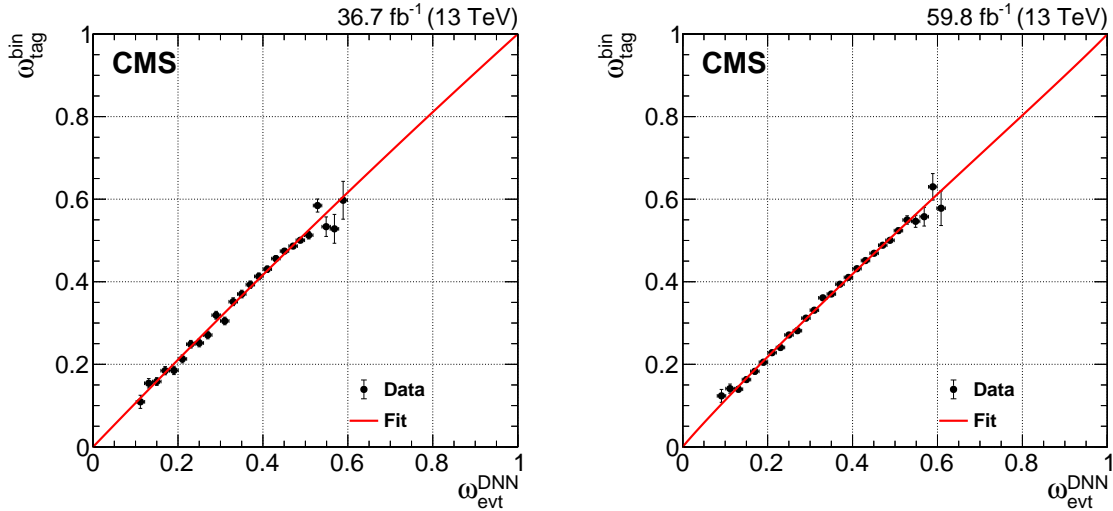


Figure C.11: Results of the mistag probability calibration fit for the OS-electron tagger on $B^+ \rightarrow J/\psi K^+$ decays for 2017 (left) and 2018 (right) data. The measured mistag probability is plotted versus the value predicted by the tagging algorithm. The solid red line shows the results of the Platt scaling calibration fit to data. The calibration model is a linear function applied to the tagger DNN's output before the final sigmoid layer.

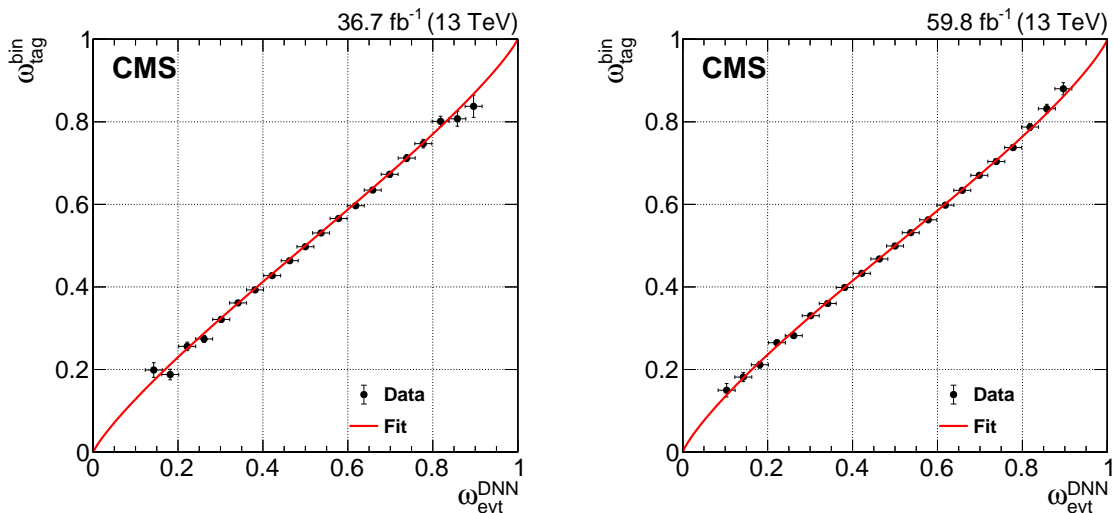


Figure C.12: Results of the mistag probability calibration fit for the OS-jet tagger on $B^+ \rightarrow J/\psi K^+$ decays for 2017 (left) and 2018 (right) data. The measured mistag probability is plotted versus the value predicted by the tagging algorithm. The solid red line shows the results of the Platt scaling calibration fit to data. The calibration model is a linear function with the intercept fixed to 0 applied to the tagger DNN's output before the final sigmoid layer.

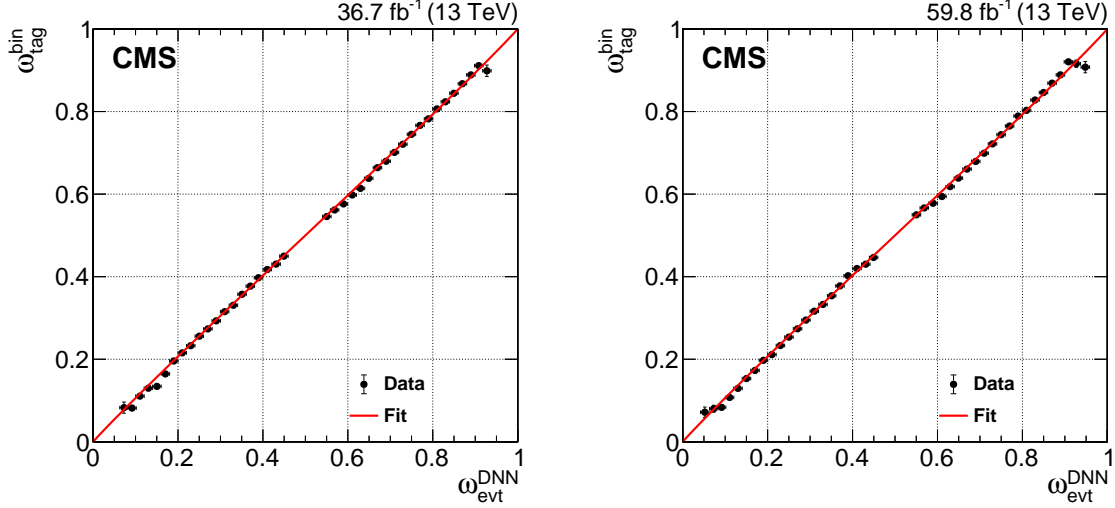


Figure C.13: Results of the mistag probability calibration fit for the SS tagger on $B^+ \rightarrow J/\psi K^+$ decays for 2017 (left) and 2018 (right) data. The measured mistag probability is plotted versus the value predicted by the tagging algorithm. The solid red line shows the results of the Platt scaling calibration fit to data. The calibration model is a linear function with the intercept fixed to 0 applied to the tagger DNN's output before the final sigmoid layer.

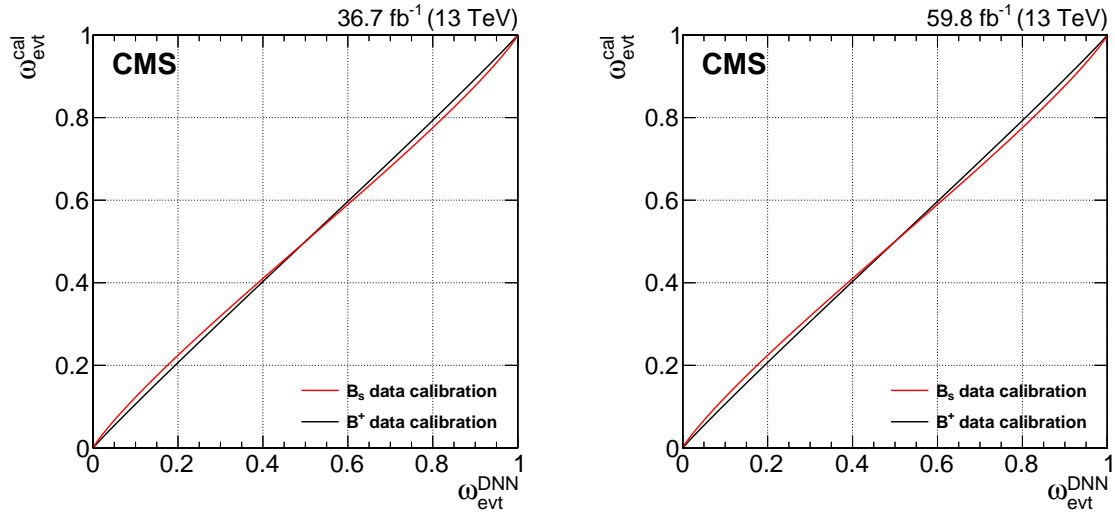


Figure C.14: Comparison of the calibration curves before (black, B^+) and after (red, B_s^0) the application of the corrections from simulation to the calibration obtained in $B^+ \rightarrow J/\psi K^+$ decays. The left plot refers to 2017 data, while the right one to 2018 data. The red function is the one used as calibration for the CPV measurement.

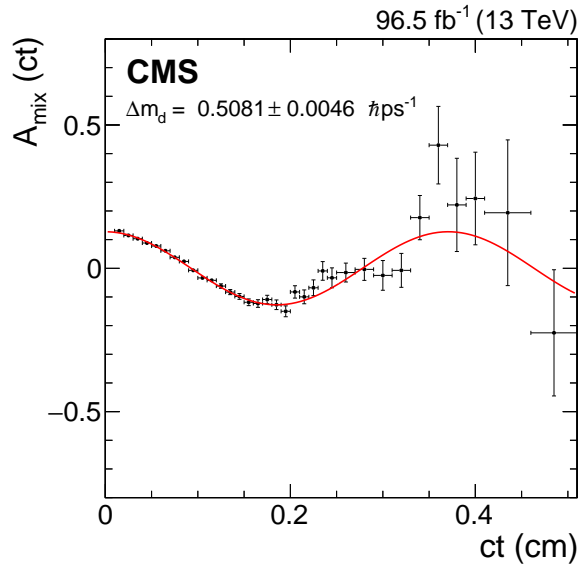


Figure C.15: The B^0 mixing asymmetry as a function of the proper decay time as measured in the $B^0 \rightarrow J/\psi K^*(892)^0$ control data sample as a validation to the tagging framework. The measured oscillation frequency is consistent with the world-average value $\Delta m_d^{\text{PDG}} = 0.5069 \pm 0.0019 \text{ } \hbar \text{ps}^{-1}$ [33].

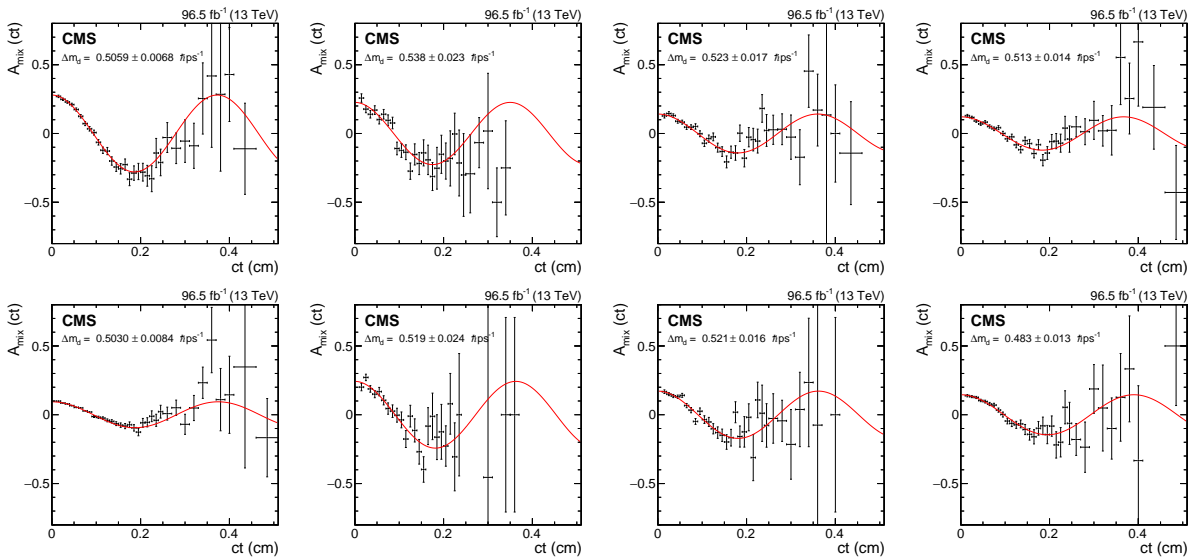


Figure C.16: The B^0 mixing asymmetry as a function of the proper decay time as measured in the $B^0 \rightarrow J/\psi K^*(892)^0$ control data sample in the different tagging categories. The reported uncertainties for the Δm_d fitted value are statistical only. This study was conducted to validate the tagging framework and assess the consistency of information provided by various tagging techniques. Top row, from left to right: only OS muon (MT trigger category), only OS muon (ST trigger category), only OS electron, and only OS jet. Bottom row, from left to right: only SS, SS + OS muon, SS + OS electron, and SS + OS jet. All tagging categories are mutually exclusive. The oscillation frequencies measured in each category are consistent with one another and with the world-average value $\Delta m_d^{\text{PDG}} = 0.5069 \pm 0.0019 \text{ } \hbar \text{ps}^{-1}$ [33].

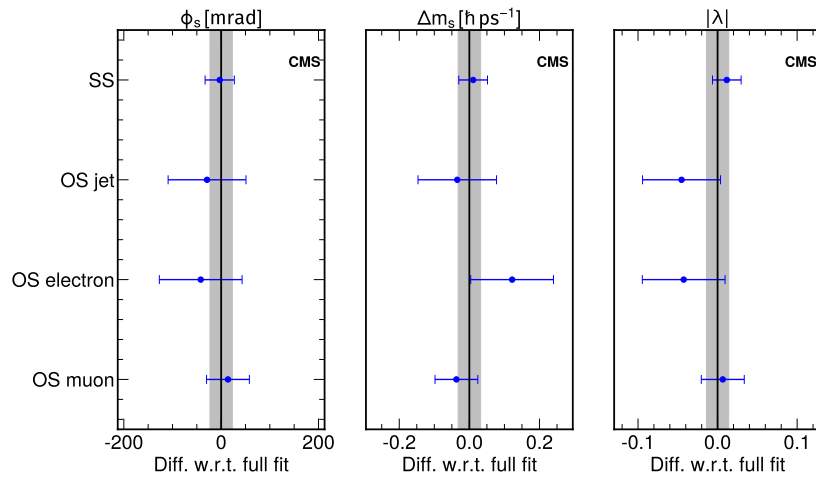




















Figure C.17: Comparison of CPV fit results obtained using each of the four individual flavor tagging algorithms versus the reference fit, which combines all four taggers. Only flavor-sensitive parameters are shown, and only statistical uncertainties are considered. The grey band represents the statistical uncertainty of the reference fit.

D The CMS Collaboration

Yerevan Physics Institute, Yerevan, Armenia

A. Hayrapetyan, A. Tumasyan¹ 













Institut für Hochenergiephysik, Vienna, Austria

W. Adam , J.W. Andrejkovic, L. Benato , T. Bergauer , S. Chatterjee , K. Damanakis , M. Dragicevic , P.S. Hussain , M. Jeitler² , N. Krammer , A. Li , D. Liko , I. Mikulec , J. Schieck² , R. Schöfbeck² , D. Schwarz , M. Sonawane , W. Waltenberger , C.-E. Wulz² 

















Universiteit Antwerpen, Antwerpen, Belgium

T. Janssen , T. Van Laer, P. Van Mechelen 













Vrije Universiteit Brussel, Brussel, Belgium

N. Breugelmans, J. D'Hondt , S. Dansana , A. De Moor , M. Delcourt , F. Heyen, S. Lowette , I. Makarenko , D. Müller , S. Tavernier , M. Tytgat³ , G.P. Van Onsem , S. Van Putte , D. Vannerom 














Université Libre de Bruxelles, Bruxelles, Belgium

B. Bilin , B. Clerbaux , A.K. Das, I. De Bruyn , G. De Lentdecker , H. Evard , L. Favart , P. Gianneios , J. Jaramillo , A. Khalilzadeh, F.A. Khan , K. Lee , A. Malara , S. Paredes , M.A. Shahzad, L. Thomas , M. Vanden Bemden , C. Vander Velde , P. Vanlaer 

Ghent University, Ghent, Belgium

M. De Coen , D. Dobur , G. Gokbulut , Y. Hong , J. Knolle , L. Lambrecht , D. Marckx , K. Mota Amarilo , K. Skovpen , N. Van Den Bossche , J. van der Linden , L. Wezenbeek 


















Université Catholique de Louvain, Louvain-la-Neuve, Belgium

A. Benecke , A. Bethani , G. Bruno , C. Caputo , J. De Favereau De Jeneret , C. Delaere , I.S. Donertas , A. Giammanco , A.O. Guzel , Sa. Jain , V. Lemaitre, J. Lidrych , P. Mastrapasqua , T.T. Tran 










Centro Brasileiro de Pesquisas Fisicas, Rio de Janeiro, Brazil

G.A. Alves , E. Coelho , G. Correia Silva , C. Hensel , T. Menezes De Oliveira , C. Mora Herrera⁴ , P. Rebello Teles , M. Soeiro, A. Vilela Pereira⁴ 

Universidade do Estado do Rio de Janeiro, Rio de Janeiro, Brazil

W.L. Aldá Júnior , M. Barroso Ferreira Filho , H. Brandao Malbouisson , W. Carvalho , J. Chinellato⁵, E.M. Da Costa , G.G. Da Silveira⁶ , D. De Jesus Damiao , S. Fonseca De Souza , R. Gomes De Souza, T. Laux Kuhn⁶ , M. Macedo , J. Martins , L. Mundim , H. Nogima , J.P. Pinheiro , A. Santoro , A. Sznajder , M. Thiel 

Universidade Estadual Paulista, Universidade Federal do ABC, São Paulo, Brazil

C.A. Bernardes⁶ , L. Calligaris , T.R. Fernandez Perez Tomei , E.M. Gregores , I. Maietto Silverio , P.G. Mercadante , S.F. Novaes , B. Orzari , Sandra S. Padula 




Institute for Nuclear Research and Nuclear Energy, Bulgarian Academy of Sciences, Sofia, Bulgaria

A. Aleksandrov , G. Antchev , R. Hadjiiska , P. Iaydjiev , M. Misheva , M. Shopova , G. Sultanov 




University of Sofia, Sofia, Bulgaria

A. Dimitrov , L. Litov , B. Pavlov , P. Petkov , A. Petrov , E. Shumka 


Instituto De Alta Investigación, Universidad de Tarapacá, Casilla 7 D, Arica, Chile

S. Keshri , D. Laroze , S. Thakur 













Beihang University, Beijing, China

T. Cheng , T. Javaid , L. Yuan 














Department of Physics, Tsinghua University, Beijing, China

Z. Hu , Z. Liang, J. Liu

Institute of High Energy Physics, Beijing, China

G.M. Chen⁷ , H.S. Chen⁷ , M. Chen⁷ , F. Iemmi , C.H. Jiang, A. Kapoor⁸ , H. Liao , Z.-A. Liu⁹ , R. Sharma¹⁰ , J.N. Song⁹, J. Tao , C. Wang⁷, J. Wang , Z. Wang⁷, H. Zhang , J. Zhao 


State Key Laboratory of Nuclear Physics and Technology, Peking University, Beijing, China

A. Agapitos , Y. Ban , A. Carvalho Antunes De Oliveira , S. Deng , B. Guo, C. Jiang , A. Levin , C. Li , Q. Li , Y. Mao, S. Qian, S.J. Qian , X. Qin, X. Sun , D. Wang , H. Yang, L. Zhang , Y. Zhao, C. Zhou 

Guangdong Provincial Key Laboratory of Nuclear Science and Guangdong-Hong Kong Joint Laboratory of Quantum Matter, South China Normal University, Guangzhou, China

S. Yang 



Sun Yat-Sen University, Guangzhou, China

Z. You 

University of Science and Technology of China, Hefei, China

K. Jaffel , N. Lu 

Nanjing Normal University, Nanjing, China

G. Bauer¹¹, B. Li¹², K. Yi¹³ , J. Zhang 

Institute of Modern Physics and Key Laboratory of Nuclear Physics and Ion-beam Application (MOE) - Fudan University, Shanghai, China

Y. Li

Zhejiang University, Hangzhou, Zhejiang, China

Z. Lin , C. Lu , M. Xiao 




Universidad de Los Andes, Bogota, Colombia

C. Avila , D.A. Barbosa Trujillo, A. Cabrera , C. Florez , J. Fraga , J.A. Reyes Vega

Universidad de Antioquia, Medellin, Colombia

F. Ramirez , C. Rendón , M. Rodriguez , A.A. Ruales Barbosa , J.D. Ruiz Alvarez 

University of Split, Faculty of Electrical Engineering, Mechanical Engineering and Naval Architecture, Split, Croatia

D. Giljanovic , N. Godinovic , D. Lelas , A. Sculac 

University of Split, Faculty of Science, Split, Croatia

M. Kovac , A. Petkovic , T. Sculac 




Institute Rudjer Boskovic, Zagreb, Croatia

P. Bargassa , V. Brigljevic , B.K. Chitroda , D. Ferencek , K. Jakovcic, A. Starodumov¹⁴ , T. Susa 

University of Cyprus, Nicosia, Cyprus

A. Attikis , K. Christoforou , A. Hadjiagapiou, C. Leonidou , J. Mousa , C. Nicolaou, L. Paizanos, F. Ptochos , P.A. Razis , H. Rykaczewski, H. Saka , A. Stepennov 

Charles University, Prague, Czech Republic

M. Finger , M. Finger Jr. , A. Kveton 



Escuela Politecnica Nacional, Quito, Ecuador

E. Ayala 



Universidad San Francisco de Quito, Quito, Ecuador

E. Carrera Jarrin 









Academy of Scientific Research and Technology of the Arab Republic of Egypt, Egyptian Network of High Energy Physics, Cairo, Egypt

B. El-mahdy, S. Khalil¹⁵ , E. Salama^{16,17} 



Center for High Energy Physics (CHEP-FU), Fayoum University, El-Fayoum, Egypt

M. Abdullah Al-Mashad , M.A. Mahmoud 















National Institute of Chemical Physics and Biophysics, Tallinn, Estonia

K. Ehataht , M. Kadastik, T. Lange , S. Nandan , C. Nielsen , J. Pata , M. Raidal , L. Tani , C. Veelken 

Department of Physics, University of Helsinki, Helsinki, Finland

H. Kirschenmann , K. Osterberg , M. Voutilainen 



















Helsinki Institute of Physics, Helsinki, Finland

S. Bharthuar , N. Bin Norjoharuddeen , E. Brücken , F. Garcia , P. Inkaew , K.T.S. Kallonen , T. Lampén , K. Lassila-Perini , S. Lehti , T. Lindén , M. Myllymäki , M.m. Rantanen , H. Siikonen , J. Tuominiemi 





























Lappeenranta-Lahti University of Technology, Lappeenranta, Finland

P. Luukka , H. Petrow 


















IRFU, CEA, Université Paris-Saclay, Gif-sur-Yvette, France

M. Besancon , F. Couderc , M. Dejardin , D. Denegri, J.L. Faure, F. Ferri , S. Ganjour , P. Gras , G. Hamel de Monchenault , M. Kumar , V. Lohezic , J. Malcles , F. Orlandi , L. Portales , A. Rosowsky , M.Ö. Sahin , A. Savoy-Navarro¹⁸ , P. Simkina , M. Titov , M. Tornago 

Laboratoire Leprince-Ringuet, CNRS/IN2P3, Ecole Polytechnique, Institut Polytechnique de Paris, Palaiseau, France

F. Beaudette , G. Boldrini , P. Busson , A. Cappati , C. Charlot , M. Chiusi , T.D. Cuisset , F. Damas , O. Davignon , A. De Wit , I.T. Ehle , B.A. Fontana Santos Alves , S. Ghosh , A. Gilbert , R. Granier de Cassagnac , A. Hakimi , B. Harikrishnan , L. Kalipoliti , G. Liu , M. Nguyen , C. Ochando , R. Salerno , J.B. Sauvan , Y. Sirois , L. Urda Gómez , E. Vernazza , A. Zabi , A. Zghiche 



















Université de Strasbourg, CNRS, IPHC UMR 7178, Strasbourg, France

J.-L. Agram¹⁹ , J. Andrea , D. Apparú , D. Bloch , J.-M. Brom , E.C. Chabert , C. Collard , S. Falke , U. Goerlach , R. Haeberle , A.-C. Le Bihan , M. Meena , O. Poncet , G. Saha , M.A. Sessini , P. Van Hove , P. Vaucelle 



Centre de Calcul de l'Institut National de Physique Nucleaire et de Physique des Particules, CNRS/IN2P3, Villeurbanne, France

A. Di Florio 

Institut de Physique des 2 Infinis de Lyon (IP2I), Villeurbanne, France

D. Amram, S. Beauceron , B. Blancon , G. Boudoul , N. Chanon , D. Contardo , P. Depasse , C. Dozen²⁰ , H. El Mamouni, J. Fay , S. Gascon , M. Gouzevitch , C. Greenberg , G. Grenier , B. Ille , E. Jourd'huy, I.B. Laktineh, M. Lethuillier , L. Mirabito, S. Perries, A. Purohit , M. Vander Donckt , P. Verdier , J. Xiao 






























Georgian Technical University, Tbilisi, Georgia

A. Khvedelidze²¹ , I. Lomidze , Z. Tsamalaidze²¹ 









RWTH Aachen University, I. Physikalisches Institut, Aachen, Germany

V. Botta , S. Consuegra Rodríguez , L. Feld , K. Klein , M. Lipinski , D. Meuser , A. Pauls , D. Pérez Adán , N. Röwert , M. Teroerde 































































RWTH Aachen University, III. Physikalisches Institut A, Aachen, Germany

S. Diekmann , A. Dodonova , N. Eich , D. Eliseev , F. Engelke , J. Erdmann , M. Erdmann , P. Fackeldey , B. Fischer , T. Hebbeker , K. Hoepfner , F. Ivone , A. Jung , M.y. Lee , F. Mausolf , M. Merschmeyer , A. Meyer , S. Mukherjee , D. Noll , F. Nowotny, A. Pozdnyakov , Y. Rath, W. Redjeb , F. Rehm, H. Reithler , V. Sarkisovi , A. Schmidt , C. Seth, A. Sharma , J.L. Spah , A. Stein , F. Torres Da Silva De Araujo²² , S. Wiedenbeck , S. Zaleski







































RWTH Aachen University, III. Physikalisches Institut B, Aachen, Germany

C. Dziwok , G. Flügge , T. Kress , A. Nowack , O. Pooth , A. Stahl , T. Ziemons , A. Zotz 





































Deutsches Elektronen-Synchrotron, Hamburg, Germany

H. Aarup Petersen , M. Aldaya Martin , J. Alimena , S. Amoroso, Y. An , J. Bach , S. Baxter , M. Bayatmakou , H. Becerril Gonzalez , O. Behnke , A. Belvedere , F. Blekman²³ , K. Borras²⁴ , A. Campbell , A. Cardini , C. Cheng , F. Colombina , G. Eckerlin, D. Eckstein , L.I. Estevez Banos , E. Gallo²³ , A. Geiser , V. Guglielmi , M. Guthoff , A. Hinzmann , L. Jeppe , B. Kaech , M. Kasemann , C. Kleinwort , R. Kogler , M. Komm , D. Krücker , W. Lange, D. Leyva Pernia , K. Lipka²⁵ , W. Lohmann²⁶ , F. Lorkowski , R. Mankel , I.-A. Melzer-Pellmann , M. Mendizabal Morentin , A.B. Meyer , G. Milella , K. Moral Figueroa , A. Mussgiller , L.P. Nair , J. Niedziela , A. Nürnberg , Y. Otariid, J. Park , E. Ranken , A. Raspereza , D. Rastorguev , J. Rübenach, L. Rygaard, A. Saggio , M. Scham^{27,24} , S. Schnake²⁴ , P. Schütze , C. Schwanenberger²³ , D. Selivanova , K. Sharko , M. Shchedrolosiev , D. Stafford , F. Vazzoler , A. Ventura Barroso , R. Walsh , D. Wang , Q. Wang , K. Wichmann, L. Wiens²⁴ , C. Wissing , Y. Yang , A. Zimmermann Castro Santos 




University of Hamburg, Hamburg, Germany

A. Albrecht , S. Albrecht , M. Antonello , S. Bein , S. Bollweg, M. Bonanomi , P. Connor , K. El Morabit , Y. Fischer , E. Garutti , A. Grohsjean , J. Haller , D. Hundhausen, H.R. Jabusch , G. Kasieczka , P. Keicher , R. Klanner , W. Korcari , T. Kramer , C.c. Kuo, V. Kutzner , F. Labe , J. Lange , A. Lobanov , C. Matthies , L. Moureaux , M. Mrowietz, A. Nigamova , Y. Nissan, A. Paasch , K.J. Pena Rodriguez , T. Quadfasel , B. Raciti , M. Rieger , D. Savoie , J. Schindler , P. Schleper , M. Schröder , J. Schwandt , M. Sommerhalder , H. Stadie , G. Steinbrück , A. Tews, B. Wiederspan, M. Wolf 


Karlsruher Institut fuer Technologie, Karlsruhe, Germany

S. Brommer , E. Butz , T. Chwalek , A. Dierlamm , A. Droll, U. Elicabuk, N. Faltermann , M. Giffels , A. Gottmann , F. Hartmann²⁸ , R. Hofsaess , M. Horzela , U. Husemann , J. Kieseler , M. Klute , R. Koppenhöfer , O. Lavoryk , J.M. Lawhorn , M. Link, A. Lintuluoto , S. Maier , S. Mitra , M. Mormile , Th. Müller , M. Neukum, M. Oh , E. Pfeffer , M. Presilla , G. Quast , K. Rabbertz , B. Regnery , N. Shadskiy , I. Shvetsov , H.J. Simonis , L. Sowa, L. Stockmeier, K. Tauqeer, M. Toms , N. Trevisani , R.F. Von Cube , M. Wassmer , S. Wieland , F. Wittig, R. Wolf , X. Zuo 

Institute of Nuclear and Particle Physics (INPP), NCSR Demokritos, Aghia Paraskevi, Greece

G. Anagnostou, G. Daskalakis , A. Kyriakis , A. Papadopoulos²⁸, A. Stakia 







National and Kapodistrian University of Athens, Athens, Greece

P. Kontaxakis , G. Melachroinos, Z. Painesis , I. Papavergou , I. Paraskevas , N. Saoulidou , K. Theofilatos , E. Tziaferi , K. Vellidis , I. Zisopoulos 






National Technical University of Athens, Athens, Greece

G. Bakas , T. Chatzistavrou, G. Karapostoli , K. Kousouris , I. Papakrivopoulos , E. Siamarkou, G. Tsipolitis , A. Zacharopoulou

University of Ioánnina, Ioánnina, Greece

I. Bestintzanos, I. Evangelou , C. Foudas, C. Kamtsikis, P. Katsoulis, P. Kokkas , P.G. Kosmoglou Kioseglou , N. Manthos , I. Papadopoulos , J. Strologas 

HUN-REN Wigner Research Centre for Physics, Budapest, Hungary

C. Hajdu , D. Horvath^{29,30} , K. Márton, A.J. Rádl³¹ , F. Sikler , V. Veszpremi 

MTA-ELTE Lendület CMS Particle and Nuclear Physics Group, Eötvös Loránd University, Budapest, Hungary

M. Csanád , K. Farkas , A. Fehérkuti³² , M.M.A. Gadallah³³ , Á. Kadlecik , P. Major , G. Pásztor , G.I. Veres 




Faculty of Informatics, University of Debrecen, Debrecen, Hungary

B. Ujvari , G. Zilizi 













HUN-REN ATOMKI - Institute of Nuclear Research, Debrecen, Hungary

G. Bencze, S. Czellar, J. Molnar, Z. Szillasi

Karoly Robert Campus, MATE Institute of Technology, Gyongyos, Hungary

T. Csorgo³² , F. Nemes³² , T. Novak 

Panjab University, Chandigarh, India

S. Bansal , S.B. Beri, V. Bhatnagar , G. Chaudhary , S. Chauhan , N. Dhingra³⁴ , A. Kaur , A. Kaur , H. Kaur , M. Kaur , S. Kumar , T. Sheokand, J.B. Singh , A. Singla 

University of Delhi, Delhi, India

A. Ahmed , A. Bhardwaj , A. Chhetri , B.C. Choudhary , A. Kumar , A. Kumar , M. Naimuddin , K. Ranjan , M.K. Saini, S. Saumya 

Saha Institute of Nuclear Physics, HBNI, Kolkata, India

S. Baradia , S. Barman³⁵ , S. Bhattacharya , S. Das Gupta, S. Dutta , S. Dutta, S. Sarkar

Indian Institute of Technology Madras, Madras, India


M.M. Ameen , P.K. Behera , S.C. Behera , S. Chatterjee , G. Dash , P. Jana , P. Kalbhor , S. Kamble , J.R. Komaragiri³⁶ , D. Kumar³⁶ , T. Mishra , B. Parida³⁷ 

P.R. Pujahari , N.R. Saha , A. Sharma , A.K. Sikdar , R.K. Singh , P. Verma ,
S. Verma , A. Vijay 












Tata Institute of Fundamental Research-A, Mumbai, India

S. Dugad, G.B. Mohanty , M. Shelake, P. Suryadevara

Tata Institute of Fundamental Research-B, Mumbai, India

A. Bala , S. Banerjee , R.M. Chatterjee, M. Guchait , Sh. Jain , A. Jaiswal, S. Kumar ,
G. Majumder , K. Mazumdar , S. Parolia , A. Thachayath 

National Institute of Science Education and Research, An OCC of Homi Bhabha National Institute, Bhubaneswar, Odisha, India

S. Bahinipati³⁸ , C. Kar , D. Maity³⁹ , P. Mal , V.K. Muraleedharan Nair Bindhu³⁹ ,
K. Naskar³⁹ , A. Nayak³⁹ , S. Nayak, K. Pal , P. Sadangi, S.K. Swain , S. Varghese³⁹ ,
D. Vats³⁹ 







Indian Institute of Science Education and Research (IISER), Pune, India

S. Acharya⁴⁰ , A. Alpina , S. Dube , B. Gomber⁴⁰ , P. Hazarika , B. Kansal ,
A. Laha , B. Sahu⁴⁰ , S. Sharma , K.Y. Vaish 

Isfahan University of Technology, Isfahan, Iran

H. Bakhshiansohi⁴¹ , A. Jafari⁴² , M. Zeinali⁴³ 

































Institute for Research in Fundamental Sciences (IPM), Tehran, Iran

S. Bashiri, S. Chenarani⁴⁴ , S.M. Etesami , Y. Hosseini , M. Khakzad , E. Khazaie ,
M. Mohammadi Najafabadi , S. Tizchang⁴⁵ 






























University College Dublin, Dublin, Ireland

M. Felcini , M. Grunewald 







INFN Sezione di Bari^a, Università di Bari^b, Politecnico di Bari^c, Bari, Italy

M. Abbrescia^{a,b} , A. Colaleo^{a,b} , D. Creanza^{a,c} , B. D'Anzi^{a,b} , N. De Filippis^{a,c} ,
M. De Palma^{a,b} , W. Elmetenawee^{a,b,46} , N. Ferrara^{a,b} , L. Fiore^a , G. Iaselli^{a,c} ,
L. Longo^a , M. Louka^{a,b} , G. Maggi^{a,c} , M. Maggi^a , I. Margjeka^a , V. Mastrapasqua^{a,b} ,
S. My^{a,b} , S. Nuzzo^{a,b} , A. Pellecchia^{a,b} , A. Pompili^{a,b} , G. Pugliese^{a,c} ,
R. Radogna^{a,b} , D. Ramos^a , A. Ranieri^a , L. Silvestris^a , F.M. Simone^{a,c} ,
Ü. Sözbilir^a , A. Stamerra^{a,b} , D. Troiano^{a,b} , R. Venditti^{a,b} , P. Verwilligen^a ,
A. Zaza^{a,b} 

















INFN Sezione di Bologna^a, Università di Bologna^b, Bologna, Italy

G. Abbiendi^a , C. Battilana^{a,b} , D. Bonacorsi^{a,b} , P. Capiluppi^{a,b} , A. Castro^{+a,b} ,
F.R. Cavallo^a , M. Cuffiani^{a,b} , G.M. Dallavalle^a , T. Diotallevi^{a,b} , F. Fabbri^a ,
A. Fanfani^{a,b} , D. Fasanella^a , P. Giacomelli^a , L. Giommi^{a,b} , C. Grandi^a ,
L. Guiducci^{a,b} , S. Lo Meo^{a,47} , M. Lorusso^{a,b} , L. Lunerti^a , S. Marcellini^a ,
G. Masetti^a , F.L. Navarria^{a,b} , G. Paggi^{a,b} , A. Perrotta^a , F. Primavera^{a,b} ,
A.M. Rossi^{a,b} , S. Rossi Tisbeni^{a,b} , T. Rovelli^{a,b} , G.P. Siroli^{a,b} 

INFN Sezione di Catania^a, Università di Catania^b, Catania, Italy

S. Costa^{a,b,48} , A. Di Mattia^a , A. Lapertosa^a , R. Potenza^{a,b} , A. Tricomi^{a,b,48} ,
C. Tuve^{a,b} 

INFN Sezione di Firenze^a, Università di Firenze^b, Firenze, Italy

P. Assiouras^a , G. Barbagli^a , G. Bardelli^{a,b} , B. Camaiani^{a,b} , A. Cassese^a ,
R. Ceccarelli^a , V. Ciulli^{a,b} , C. Civinini^a , R. D'Alessandro^{a,b} , E. Focardi^{a,b} ,
T. Kello^a , G. Latino^{a,b} , P. Lenzi^{a,b} , M. Lizzo^a , M. Meschini^a , S. Paoletti^a 

A. Papanastassiou^{a,b}, G. Sguazzoni^a , L. Vilianni^a 









INFN Laboratori Nazionali di Frascati, Frascati, Italy

L. Benussi , S. Bianco , S. Meola⁴⁹ , D. Piccolo 



INFN Sezione di Genova^a, Università di Genova^b, Genova, Italy

M. Alves Gallo Pereira^a , F. Ferro^a , E. Robutti^a , S. Tosi^{a,b} 









INFN Sezione di Milano-Bicocca^a, Università di Milano-Bicocca^b, Milano, Italy

A. Benaglia^a , F. Brivio^a , F. Cetorelli^{a,b} , F. De Guio^{a,b} , M.E. Dinardo^{a,b} , P. Dini^a , S. Gennai^a , R. Gerosa^{a,b} , A. Ghezzi^{a,b} , P. Govoni^{a,b} , L. Guzzi^a , M.T. Lucchini^{a,b} , M. Malberti^a , S. Malvezzi^a , A. Massironi^a , D. Menasce^a , L. Moroni^a , M. Paganoni^{a,b} , S. Palluotto^{a,b} , D. Pedrini^a , A. Perego^{a,b} , B.S. Pinolini^a, G. Pizzati^{a,b} , S. Ragazzi^{a,b} , T. Tabarelli de Fatis^{a,b}









INFN Sezione di Napoli^a, Università di Napoli 'Federico II'^b, Napoli, Italy; Università della Basilicata^c, Potenza, Italy; Scuola Superiore Meridionale (SSM)^d, Napoli, Italy

S. Buontempo^a , A. Cagnotta^{a,b} , F. Carnevali^{a,b}, N. Cavallo^{a,c} , F. Fabozzi^{a,c} , A.O.M. Iorio^{a,b} , L. Lista^{a,b,50} , P. Paolucci^{a,28} , B. Rossi^a 









INFN Sezione di Padova^a, Università di Padova^b, Padova, Italy; Università di Trento^c, Trento, Italy

R. Ardino^a , P. Azzi^a , N. Bacchetta^{a,51} , D. Bisello^{a,b} , P. Bortignon^a , G. Bortolato^{a,b}, A. Bragagnolo^{a,b} , A.C.M. Bulla^a , R. Carlin^{a,b} , P. Checchia^a , T. Dorigo^{a,52} , S. Fantinel^a , F. Fanzago^a, U. Gasparini^{a,b} , S. Giorgetti^a, E. Lusiani^a , M. Margoni^{a,b} , M. Migliorini^{a,b} , J. Pazzini^{a,b} , P. Ronchese^{a,b} , R. Rossin^{a,b} , F. Simonetto^{a,b} , M. Tosi^{a,b} , A. Triossi^{a,b} , S. Ventura^a , M. Zanetti^{a,b} , P. Zotto^{a,b} , A. Zucchetta^{a,b} , G. Zumerle^{a,b}









INFN Sezione di Pavia^a, Università di Pavia^b, Pavia, Italy

A. Braghieri^a , S. Calzaferri^a , D. Fiorina^a , P. Montagna^{a,b} , V. Re^a , C. Riccardi^{a,b} , P. Salvini^a , I. Vai^{a,b} , P. Vitulo^{a,b}









INFN Sezione di Perugia^a, Università di Perugia^b, Perugia, Italy

S. Ajmal^{a,b} , M.E. Ascioti^{a,b}, G.M. Bilei^a , C. Carrivale^{a,b}, D. Ciangottini^{a,b} , L. Fanò^{a,b} , M. Magherini^{a,b} , V. Mariani^{a,b} , M. Menichelli^a , F. Moscatelli^{a,53} , A. Rossi^{a,b} , A. Santocchia^{a,b} , D. Spiga^a , T. Tedeschi^{a,b}



































INFN Sezione di Pisa^a, Università di Pisa^b, Scuola Normale Superiore di Pisa^c, Pisa, Italy; Università di Siena^d, Siena, Italy

C. Aimè^a , C.A. Alexe^{a,c} , P. Asenov^{a,b} , P. Azzurri^a , G. Bagliesi^a , R. Bhattacharya^a , L. Bianchini^{a,b} , T. Boccali^a , E. Bossini^a , D. Bruschini^{a,c} , R. Castaldi^a , M.A. Ciocci^{a,b} , M. Cipriani^{a,b} , V. D'Amante^{a,d} , R. Dell'Orso^a , S. Donato^a , A. Giassi^a , F. Ligabue^{a,c} , A.C. Marini^a , D. Matos Figueiredo^a, A. Messineo^{a,b} , S. Mishra^a , M. Musich^{a,b} , F. Palla^a , A. Rizzi^{a,b} , G. Rolandi^{a,c} , S. Roy Chowdhury^a , T. Sarkar^a , A. Scribano^a , P. Spagnolo^a , R. Tenchini^a , G. Tonelli^{a,b} , N. Turini^{a,d} , F. Vaselli^{a,c} , A. Venturi^a , P.G. Verdini^a







INFN Sezione di Roma^a, Sapienza Università di Roma^b, Roma, Italy

C. Baldenegro Barrera^{a,b} , P. Barria^a , C. Basile^{a,b} , F. Cavallari^a , L. Cunqueiro Mendez^{a,b} , D. Del Re^{a,b} , E. Di Marco^{a,b} , M. Diemoz^a , F. Errico^{a,b} , R. Gargiulo^{a,b}, E. Longo^{a,b} , L. Martikainen^{a,b} , J. Mijuskovic^{a,b} , G. Organtini^{a,b} , F. Pandolfi^a , R. Paramatti^{a,b} , C. Quaranta^{a,b} , S. Rahatlou^{a,b} , C. Rovelli^a , F. Santanastasio^{a,b} , L. Soffi^a , V. Vladimirov^{a,b}

INFN Sezione di Torino^a, Università di Torino^b, Torino, Italy; Università del Piemonte Orientale^c, Novara, Italy

N. Amapane^{a,b} , R. Arcidiacono^{a,c} , S. Argiro^{a,b} , M. Arneodo^{a,c} , N. Bartosik^a , R. Bellan^{a,b} , A. Bellora^{a,b} , C. Biino^a , C. Borca^{a,b} , N. Cartiglia^a , M. Costa^{a,b} , R. Covarelli^{a,b} , N. Demaria^a , L. Finco^a , M. Grippo^{a,b} , B. Kiani^{a,b} , F. Legger^a , F. Luongo^{a,b} , C. Mariotti^a , L. Markovic^{a,b} , S. Maselli^a , A. Mecca^{a,b} , L. Menzio^{a,b}, P. Meridiani^a , E. Migliore^{a,b} , M. Monteno^a , R. Mulargia^a , M.M. Obertino^{a,b} , G. Ortona^a , L. Pacher^{a,b} , N. Pastrone^a , M. Pelliccioni^a , M. Ruspa^{a,c} , F. Siviero^{a,b} , V. Sola^{a,b} , A. Solano^{a,b} , A. Staiano^a , C. Tarricone^{a,b} , D. Trocino^a , G. Umoret^{a,b} , R. White^{a,b}

INFN Sezione di Trieste^a, Università di Trieste^b, Trieste, Italy

J. Babbar^{a,b} , S. Belforte^a , V. Candelise^{a,b} , M. Casarsa^a , F. Cossutti^a , K. De Leo^a , G. Della Ricca^{a,b}





Kyungpook National University, Daegu, Korea

S. Dogra , J. Hong , B. Kim , J. Kim, D. Lee, H. Lee, S.W. Lee , C.S. Moon , Y.D. Oh , M.S. Ryu , S. Sekmen , B. Tae, Y.C. Yang 

Department of Mathematics and Physics - GWNu, Gangneung, Korea

M.S. Kim 

Chonnam National University, Institute for Universe and Elementary Particles, Kwangju, Korea

G. Bak , P. Gwak , H. Kim , D.H. Moon 

Hanyang University, Seoul, Korea

E. Asilar , J. Choi⁵⁴ , D. Kim , T.J. Kim , J.A. Merlin, Y. Ryou

Korea University, Seoul, Korea

S. Choi , S. Han, B. Hong , K. Lee, K.S. Lee , S. Lee , J. Yoo 

Kyung Hee University, Department of Physics, Seoul, Korea

J. Goh , S. Yang 








Sejong University, Seoul, Korea

H. S. Kim , Y. Kim, S. Lee




Seoul National University, Seoul, Korea

J. Almond, J.H. Bhyun, J. Choi , J. Choi, W. Jun , J. Kim , Y.W. Kim , S. Ko , H. Kwon , H. Lee , J. Lee , J. Lee , B.H. Oh , S.B. Oh , H. Seo , U.K. Yang, I. Yoon 

University of Seoul, Seoul, Korea

W. Jang , D.Y. Kang, Y. Kang , S. Kim , B. Ko, J.S.H. Lee , Y. Lee , I.C. Park , Y. Roh, I.J. Watson 

Yonsei University, Department of Physics, Seoul, Korea











































S. Ha , K. Hwang , H.D. Yoo 



















































Sungkyunkwan University, Suwon, Korea

M. Choi , M.R. Kim , H. Lee, Y. Lee , I. Yu 













College of Engineering and Technology, American University of the Middle East (AUM), Dasman, Kuwait

T. Beyrouthy , Y. Gharbia 



































Kuwait University - College of Science - Department of Physics, Safat, KuwaitF. Alazemi **Riga Technical University, Riga, Latvia**K. Dreimanis , A. Gaile , C. Munoz Diaz , D. Osite , G. Pikurs, A. Potrebko ,
M. Seidel , D. Sidiropoulos Kontos **University of Latvia (LU), Riga, Latvia**N.R. Strautnieks **Vilnius University, Vilnius, Lithuania**M. Ambrozas , A. Juodagalvis , A. Rinkevicius , G. Tamulaitis **National Centre for Particle Physics, Universiti Malaya, Kuala Lumpur, Malaysia**I. Yusuff⁵⁵ , Z. Zolkapli**Universidad de Sonora (UNISON), Hermosillo, Mexico**J.F. Benitez , A. Castaneda Hernandez , H.A. Encinas Acosta, L.G. Gallegos Maríñez,
M. León Coello , J.A. Murillo Quijada , A. Sehrawat , L. Valencia Palomo **Centro de Investigacion y de Estudios Avanzados del IPN, Mexico City, Mexico**G. Ayala , H. Castilla-Valdez , H. Crotte Ledesma, E. De La Cruz-Burelo , I. Heredia-
De La Cruz⁵⁶ , R. Lopez-Fernandez , J. Mejia Guisao , C.A. Mondragon Herrera,
A. Sánchez Hernández **Universidad Iberoamericana, Mexico City, Mexico**C. Oropeza Barrera , D.L. Ramirez Guadarrama, M. Ramírez García **Benemerita Universidad Autonoma de Puebla, Puebla, Mexico**I. Bautista , I. Pedraza , H.A. Salazar Ibarguen , C. Uribe Estrada **University of Montenegro, Podgorica, Montenegro**I. Bubanja , N. Raicevic **University of Canterbury, Christchurch, New Zealand**P.H. Butler **National Centre for Physics, Quaid-I-Azam University, Islamabad, Pakistan**A. Ahmad , M.I. Asghar, A. Awais , M.I.M. Awan, H.R. Hoorani , W.A. Khan **AGH University of Krakow, Krakow, Poland**V. Avati, L. Grzanka , M. Malawski **National Centre for Nuclear Research, Swierk, Poland**H. Bialkowska , M. Bluj , M. Górski , M. Kazana , M. Szeleper , P. Zalewski **Institute of Experimental Physics, Faculty of Physics, University of Warsaw, Warsaw, Poland**K. Bunkowski , K. Doroba , A. Kalinowski , M. Konecki , J. Krolikowski ,
A. Muhammad **Warsaw University of Technology, Warsaw, Poland**P. Fokow , K. Pozniak , W. Zabolotny **Laboratório de Instrumentação e Física Experimental de Partículas, Lisboa, Portugal**M. Araujo , D. Bastos , C. Beirão Da Cruz E Silva , A. Boletti , M. Bozzo ,
T. Camporesi , G. Da Molin , P. Faccioli , M. Gallinaro , J. Hollar , N. Leonardo ,
G.B. Marozzo , A. Petrilli , M. Pisano , J. Seixas , J. Varela , J.W. Wulff 

Faculty of Physics, University of Belgrade, Belgrade, SerbiaP. Adzic , P. Milenovic **VINCA Institute of Nuclear Sciences, University of Belgrade, Belgrade, Serbia**D. Devetak, M. Dordevic , J. Milosevic , L. Nadderd , V. Rekovic**Centro de Investigaciones Energéticas Medioambientales y Tecnológicas (CIEMAT), Madrid, Spain**J. Alcaraz Maestre , Cristina F. Bedoya , J.A. Brochero Cifuentes , Oliver M. Carretero , M. Cepeda , M. Cerrada , N. Colino , B. De La Cruz , A. Delgado Peris , A. Escalante Del Valle , D. Fernández Del Val , J.P. Fernández Ramos , J. Flix , M.C. Fouz , O. Gonzalez Lopez , S. Goy Lopez , J.M. Hernandez , M.I. Josa , J. Llorente Merino , E. Martin Viscasillas , D. Moran , C. M. Morcillo Perez , Á. Navarro Tobar , C. Perez Dengra , A. Pérez-Calero Yzquierdo , J. Puerta Pelayo , I. Redondo , S. Sánchez Navas , J. Sastre , J. Vazquez Escobar **Universidad Autónoma de Madrid, Madrid, Spain**J.F. de Trocóniz **Universidad de Oviedo, Instituto Universitario de Ciencias y Tecnologías Espaciales de Asturias (ICTEA), Oviedo, Spain**B. Alvarez Gonzalez , J. Cuevas , J. Fernandez Menendez , S. Folgueras , I. Gonzalez Caballero , P. Leguina , E. Palencia Cortezon , J. Prado Pico, C. Ramón Álvarez , V. Rodríguez Bouza , A. Soto Rodríguez , A. Trapote , C. Vico Villalba , P. Vischia **Instituto de Física de Cantabria (IFCA), CSIC-Universidad de Cantabria, Santander, Spain**S. Bhowmik , S. Blanco Fernández , I.J. Cabrillo , A. Calderon , J. Duarte Campderros , M. Fernandez , G. Gomez , C. Lasasa García , R. Lopez Ruiz , C. Martinez Rivero , P. Martinez Ruiz del Arbol , F. Matorras , P. Matorras Cuevas , E. Navarrete Ramos , J. Piedra Gomez , L. Scodellaro , I. Vila , J.M. Vizán García **University of Colombo, Colombo, Sri Lanka**B. Kailasapathy⁵⁷ , D.D.C. Wickramarathna **University of Ruhuna, Department of Physics, Matara, Sri Lanka**W.G.D. Dharmaratna⁵⁸ , K. Liyanage , N. Perera **CERN, European Organization for Nuclear Research, Geneva, Switzerland**D. Abbaneo , C. Amendola , E. Auffray , G. Auzinger , J. Baechler, D. Barney , A. Bermúdez Martínez , M. Bianco , A.A. Bin Anuar , A. Bocci , L. Boronovi , C. Botta , E. Brondolin , C. Caillol , G. Cerminara , N. Chernyavskaya , D. d'Enterria , A. Dabrowski , A. David , A. De Roeck , M.M. Defranchis , M. Deile , M. Dobson , G. Franzoni , W. Funk , S. Giani, D. Gigi, K. Gill , F. Glege , J. Hegeman , J.K. Heikkilä , B. Huber , V. Innocente , T. James , P. Janot , O. Kaluzinska , O. Karacheban²⁶ , S. Laurila , P. Lecoq , E. Leutgeb , C. Lourenço , L. Malgeri , M. Mannelli , M. Matthewman, A. Mehta , F. Meijers , S. Mersi , E. Meschi , V. Milosevic , F. Monti , F. Moortgat , M. Mulders , I. Neutelings , S. Orfanelli, F. Pantaleo , G. Petrucciani , A. Pfeiffer , M. Pierini , H. Qu , D. Rabadý , B. Ribeiro Lopes , F. Riti , M. Rovere , H. Sakulin , R. Salvatico , S. Sanchez Cruz , S. Scarfi , C. Schwick, M. Selvaggi , A. Sharma , K. Shchelina , P. Silva , P. Sphicas⁵⁹ , A.G. Stahl Leiton , A. Steen , S. Summers , D. Treille , P. Tropea , D. Walter , J. Wanczyk⁶⁰ , J. Wang, K.A. Wozniak⁶¹ , S. Wuchterl , P. Zehetner , P. Zejdl , W.D. Zeuner



















PSI Center for Neutron and Muon Sciences, Villigen, Switzerland

T. Bevilacqua⁶² , L. Caminada⁶² , A. Ebrahimi , W. Erdmann , R. Horisberger ,
Q. Ingram , H.C. Kaestli , D. Kotlinski , C. Lange , M. Missiroli⁶² , L. Noehte⁶² ,
T. Rohe , A. Samalan




ETH Zurich - Institute for Particle Physics and Astrophysics (IPA), Zurich, Switzerland

T.K. Aarrestad , M. Backhaus , G. Bonomelli , A. Calandri , C. Cazzaniga ,
K. Datta , P. De Bryas Dexmiers D'archiac⁶⁰ , A. De Cosa , G. Dissertori , M. Dittmar,
M. Donegà , F. Eble , M. Galli , K. Gedia , F. Glessgen , C. Grab , N. Härringer ,
T.G. Harte, D. Hits , W. Lustermann , A.-M. Lyon , R.A. Manzoni , M. Marchegiani ,
L. Marchese , C. Martin Perez , A. Mascellani⁶⁰ , F. Nessi-Tedaldi , F. Pauss ,
V. Perovic , S. Pigazzini , B. Ristic , R. Seidita , J. Steggemann⁶⁰ , A. Tarabini ,
D. Valsecchi , R. Wallny 












Universität Zürich, Zurich, Switzerland

C. Amsler⁶³ , P. Bäertschi , M.F. Canelli , K. Cormier , M. Huwiler , W. Jin ,
A. Jofrehei , B. Kilminster , S. Leontsinis , S.P. Liehti , A. Macchiolo , P. Meiring ,
F. Meng , J. Motta , A. Reimers , P. Robmann, M. Senger , E. Shokr, F. Stäger ,
R. Tramontano 




National Central University, Chung-Li, Taiwan

C. Adloff⁶⁴ , D. Bhowmik, C.M. Kuo, W. Lin, P.K. Rout , P.C. Tiwari³⁶ 




















National Taiwan University (NTU), Taipei, Taiwan

L. Ceard, K.F. Chen , Z.g. Chen, A. De Iorio , W.-S. Hou , T.h. Hsu, Y.w. Kao,
S. Karmakar , G. Kole , Y.y. Li , R.-S. Lu , E. Paganis , X.f. Su , J. Thomas-Wilsker ,
L.s. Tsai, D. Tzionou, H.y. Wu, E. Yazgan 


High Energy Physics Research Unit, Department of Physics, Faculty of Science, Chulalongkorn University, Bangkok, Thailand

C. Asawatangtrakuldee , N. Srimanobhas , V. Wachirapusanand 

Çukurova University, Physics Department, Science and Art Faculty, Adana, Turkey

D. Agyel , F. Boran , F. Dolek , I. Dumanoglu⁶⁵ , E. Eskut , Y. Guler⁶⁶ ,
E. Gurpınar Guler⁶⁶ , C. Isik , O. Kara, A. Kayis Topaksu , U. Kiminsu , Y. Komurcu ,
G. Onengut , K. Ozdemir⁶⁷ , A. Polatoz , B. Tali⁶⁸ , U.G. Tok , S. Turkcapar ,
E. Uslan , I.S. Zorbakir 

Middle East Technical University, Physics Department, Ankara, Turkey

G. Sokmen, M. Yalvac⁶⁹ 

Bogazici University, Istanbul, Turkey

B. Akgun , I.O. Atakisi , E. Gülmez , M. Kaya⁷⁰ , O. Kaya⁷¹ , S. Tekten⁷² 





Istanbul Technical University, Istanbul, Turkey

A. Cakir , K. Cankocak^{65,73} , G.G. Dincer⁶⁵ , S. Sen⁷⁴ 

Istanbul University, Istanbul, Turkey

O. Aydilek⁷⁵ , B. Hacısahinoglu , I. Hos⁷⁶ , B. Kaynak , S. Ozkorucuklu , O. Potok ,
H. Sert , C. Simsek , C. Zorbilmez 

Yildiz Technical University, Istanbul, Turkey

S. Cerci , B. Isildak⁷⁷ , D. Sunar Cerci , T. Yetkin 

Institute for Scintillation Materials of National Academy of Science of Ukraine, Kharkiv,
















Ukraine

A. Boyaryntsev , B. Grynyov 

























National Science Centre, Kharkiv Institute of Physics and Technology, Kharkiv, Ukraine

L. Levchuk 













































University of Bristol, Bristol, United Kingdom

D. Anthony , J.J. Brooke , A. Bundock , F. Bury , E. Clement , D. Cussans , H. Flacher , M. Glowacki , J. Goldstein , H.F. Heath , M.-L. Holmberg , L. Kreczko , S. Paramesvaran , L. Robertshaw , V.J. Smith , K. Walkingshaw Pass





Rutherford Appleton Laboratory, Didcot, United Kingdom

A.H. Ball , K.W. Bell , A. Belyaev⁷⁸ , C. Brew , R.M. Brown , D.J.A. Cockerill , C. Cooke , A. Elliot , K.V. Ellis , K. Harder , S. Harper , J. Linacre , K. Manolopoulos , D.M. Newbold , E. Olaiya , D. Petyt , T. Reis , A.R. Sahasransu , G. Salvi , T. Schuh , C.H. Shepherd-Themistocleous , I.R. Tomalin , K.C. Whalen , T. Williams 













Imperial College, London, United Kingdom

I. Andreou , R. Bainbridge , P. Bloch , C.E. Brown , O. Buchmuller , C.A. Carrillo Montoya , G.S. Chahal⁷⁹ , D. Colling , J.S. Dancu , I. Das , P. Dauncey , G. Davies , M. Della Negra , S. Fayer , G. Fedi , G. Hall , A. Howard , G. Iles , C.R. Knight , P. Krueper , J. Langford , K.H. Law , J. León Holgado , L. Lyons , A.-M. Magnan , B. Maier , S. Mallios , M. Mieskolainen , J. Nash⁸⁰ , M. Pesaresi , P.B. Pradeep , B.C. Radburn-Smith , A. Richards , A. Rose , K. Savva , C. Seez , R. Shukla , A. Tapper , K. Uchida , G.P. Uttley , T. Virdee²⁸ , M. Vojinovic , N. Wardle , D. Winterbottom 

Brunel University, Uxbridge, United Kingdom

J.E. Cole , A. Khan , P. Kyberd , I.D. Reid 

Baylor University, Waco, Texas, USA

S. Abdullin , A. Brinkerhoff , E. Collins , M.R. Darwish , J. Dittmann , K. Hatakeyama , J. Hiltbrand , B. McMaster , J. Samudio , S. Sawant , C. Sutantawibul , J. Wilson 





















Catholic University of America, Washington, DC, USA

R. Bartek , A. Dominguez , A.E. Simsek , S.S. Yu 





















The University of Alabama, Tuscaloosa, Alabama, USA

B. Bam , A. Buchot Perraguin , R. Chudasama , S.I. Cooper , C. Crovella , S.V. Gleyzer , E. Pearson , C.U. Perez , P. Rumerio⁸¹ , E. Usai , R. Yi 




















Boston University, Boston, Massachusetts, USA

A. Akpinar , C. Cosby , G. De Castro , Z. Demiragli , C. Erice , C. Fangmeier , C. Fernandez Madrazo , E. Fontanesi , D. Gastler , F. Golf , S. Jeon , J. O'cain , I. Reed , J. Rohlf , K. Salyer , D. Sperka , D. Spitzbart , I. Suarez , A. Tsatsos , A.G. Zecchinelli 












Brown University, Providence, Rhode Island, USA

G. Barone , G. Benelli , D. Cutts , L. Gouskos , M. Hadley , U. Heintz , J.M. Hogan⁸² , T. Kwon , G. Landsberg , K.T. Lau , D. Li , J. Luo , S. Mondal , T. Russell , S. Sagir⁸³ , X. Shen , F. Simpson , M. Stamenkovic , N. Venkatasubramanian , X. Yan 




University of California, Davis, Davis, California, USA

S. Abbott , B. Barton , C. Brainerd , R. Breedon , H. Cai , M. Calderon De La Barca Sanchez , M. Chertok , M. Citron , J. Conway , P.T. Cox , R. Erbacher , F. Jensen , O. Kukral , G. Mocellin , M. Mulhearn , S. Ostrom , W. Wei , S. Yoo , F. Zhang 

























University of California, Los Angeles, California, USA

K. Adamidis, M. Bachtis , D. Campos, R. Cousins , A. Datta , G. Flores Avila , J. Hauser , M. Ignatenko , M.A. Iqbal , T. Lam , Y.f. Lo, E. Manca , A. Nunez Del Prado, D. Saltzberg , V. Valuev 

University of California, Riverside, Riverside, California, USA

R. Clare , J.W. Gary , G. Hanson 



University of California, San Diego, La Jolla, California, USA

A. Aportela, A. Arora , J.G. Branson , S. Cittolin , S. Cooperstein , D. Diaz , J. Duarte , L. Giannini , Y. Gu, J. Guiang , R. Kansal , V. Krutelyov , R. Lee , J. Letts , M. Masciovecchio , F. Mokhtar , S. Mukherjee , M. Pieri , M. Quinnan , B.V. Sathia Narayanan , V. Sharma , M. Tadel , E. Vourliotis , F. Würthwein , Y. Xiang , A. Yagil 
















University of California, Santa Barbara - Department of Physics, Santa Barbara, California, USA

A. Barzdukas , L. Brennan , C. Campagnari , K. Downham , C. Grieco , J. Incandela , J. Kim , A.J. Li , P. Masterson , H. Mei , J. Richman , S.N. Santpur , U. Sarica , R. Schmitz , F. Setti , J. Sheplock , D. Stuart , T.Á. Vámi , S. Wang , D. Zhang















California Institute of Technology, Pasadena, California, USA

S. Bhattacharya , A. Bornheim , O. Cerri, A. Latorre, J. Mao , H.B. Newman , G. Reales Gutiérrez, M. Spiropulu , J.R. Vlimant , C. Wang , S. Xie , R.Y. Zhu 
















Carnegie Mellon University, Pittsburgh, Pennsylvania, USA

J. Alison , S. An , P. Bryant , M. Cremonesi, V. Dutta , T. Ferguson , T.A. Gómez Espinosa , A. Harilal , A. Kallil Tharayil, C. Liu , T. Mudholkar , S. Murthy , P. Palit , K. Park, M. Paulini , A. Roberts , A. Sanchez , W. Terrill 



















































University of Colorado Boulder, Boulder, Colorado, USA

























J.P. Cumalat , W.T. Ford , A. Hart , A. Hassani , G. Karathanasis , N. Manganelli , J. Pearkes , C. Savard , N. Schonbeck , K. Stenson , K.A. Ulmer , S.R. Wagner , N. Zipper , D. Zuolo 

Cornell University, Ithaca, New York, USA




















J. Alexander , S. Bright-Thonney , X. Chen , D.J. Cranshaw , J. Fan , X. Fan , S. Hogan , P. Kotamnives, J. Monroy , M. Oshiro , J.R. Patterson , M. Reid , A. Ryd , J. Thom , P. Wittich , R. Zou 

Fermi National Accelerator Laboratory, Batavia, Illinois, USA












M. Albrow , M. Alyari , O. Amram , G. Apollinari , A. Apresyan , L.A.T. Bauerdick , D. Berry , J. Berryhill , P.C. Bhat , K. Burkett , J.N. Butler , A. Canepa , G.B. Cerati , H.W.K. Cheung , F. Chlebana , G. Cummings , J. Dickinson , I. Dutta , V.D. Elvira , Y. Feng , J. Freeman , A. Gandrakota , Z. Gecse , L. Gray , D. Green, A. Grummer , S. Grünendahl , D. Guerrero , O. Gutsche , R.M. Harris , R. Heller , T.C. Herwig , J. Hirschauer , B. Jayatilaka , S. Jindariani , M. Johnson , U. Joshi , T. Klijsma , B. Klima , K.H.M. Kwok , S. Lammel , C. Lee , D. Lincoln , R. Lipton , T. Liu , C. Madrid , K. Maeshima , C. Mantilla , D. Mason , P. McBride , P. Merkel 

S. Mrenna , S. Nahn , J. Ngadiuba , D. Noonan , S. Norberg, V. Papadimitriou , N. Pastika , K. Pedro , C. Pena⁸⁴ , F. Ravera , A. Reinsvold Hall⁸⁵ , L. Ristori , M. Safdari , E. Sexton-Kennedy , N. Smith , A. Soha , L. Spiegel , S. Stoynev , J. Strait , L. Taylor , S. Tkaczyk , N.V. Tran , L. Uplegger , E.W. Vaandering , I. Zoi 

University of Florida, Gainesville, Florida, USA

C. Aruta , P. Avery , D. Bourilkov , P. Chang , V. Cherepanov , R.D. Field, C. Huh , E. Koenig , M. Kolosova , J. Konigsberg , A. Korytov , K. Matchev , N. Menendez , G. Mitselmakher , K. Mohrman , A. Muthirakalayil Madhu , N. Rawal , S. Rosenzweig , Y. Takahashi , J. Wang 
























Florida State University, Tallahassee, Florida, USA

T. Adams , A. Al Kadhim , A. Askew , S. Bower , R. Hashmi , R.S. Kim , S. Kim , T. Kolberg , G. Martinez, H. Prosper , P.R. Prova, M. Wulansatiti , R. Yohay , J. Zhang











Florida Institute of Technology, Melbourne, Florida, USA

B. Alsufyani , M.M. Baarmand , S. Butalla , S. Das , T. Elkafrawy¹⁷ , M. Hohlmann , E. Yanes











University of Illinois Chicago, Chicago, Illinois, USA

M.R. Adams , A. Baty , C. Bennett, R. Cavanaugh , R. Escobar Franco , O. Evdokimov , C.E. Gerber , M. Hawksworth, A. Hingrajiya, D.J. Hofman , J.h. Lee , D. S. Lemos , A.H. Merrit , C. Mills , S. Nanda , G. Oh , B. Ozek , D. Pilipovic , R. Pradhan , E. Prifti, T. Roy , S. Rudrabhatla , N. Singh, M.B. Tonjes , N. Varelas , M.A. Wadud , Z. Ye , J. Yoo 























The University of Iowa, Iowa City, Iowa, USA

M. Alhousseini , D. Blend, K. Dilsiz⁸⁶ , L. Emediato , G. Karaman , O.K. Köseyan , J.-P. Merlo, A. Mestvirishvili⁸⁷ , O. Neogi, H. Ogul⁸⁸ , Y. Onel , A. Penzo , C. Snyder, E. Tiras⁸⁹ 









Johns Hopkins University, Baltimore, Maryland, USA

B. Blumenfeld , L. Corcodilos , J. Davis , A.V. Gritsan , L. Kang , S. Kyriacou , P. Maksimovic , M. Roguljic , J. Roskes , S. Sekhar , M. Swartz 


















The University of Kansas, Lawrence, Kansas, USA

A. Abreu , L.F. Alcerro Alcerro , J. Anguiano , S. Arteaga Escatel , P. Baringer , A. Bean , Z. Flowers , D. Grove , J. King , G. Krintiras , M. Lazarovits , C. Le Mahieu , J. Marquez , M. Murray , M. Nickel , M. Pitt , S. Popescu⁹⁰ , C. Rogan , C. Royon , S. Sanders , C. Smith , G. Wilson 



Kansas State University, Manhattan, Kansas, USA
















B. Allmond , R. Gujju Gurunadha , A. Ivanov , K. Kaadze , Y. Maravin , J. Natoli , D. Roy , G. Sorrentino 

University of Maryland, College Park, Maryland, USA

A. Baden , A. Belloni , J. Bistany-riebman, Y.M. Chen , S.C. Eno , N.J. Hadley , S. Jabeen , R.G. Kellogg , T. Koeth , B. Kronheim, Y. Lai , S. Lascio , A.C. Mignerey , S. Nabili , C. Palmer , C. Papageorgakis , M.M. Paranjpe, E. Popova⁹¹ , A. Shevelev , L. Wang 

Massachusetts Institute of Technology, Cambridge, Massachusetts, USA













J. Bendavid , I.A. Cali , P.c. Chou , M. D'Alfonso , J. Eysermans , C. Freer , G. Gomez-Ceballos , M. Goncharov, G. Grosso, P. Harris, D. Hoang, D. Kovalskiy 

J. Krupa , L. Lavezzo , Y.-J. Lee , K. Long , C. McGinn, A. Novak , M.I. Park , C. Paus , C. Reissel , C. Roland , G. Roland , S. Rothman , G.S.F. Stephans , Z. Wang , B. Wyslouch , T. J. Yang 











University of Minnesota, Minneapolis, Minnesota, USA

B. Crossman , B.M. Joshi , C. Kapsiak , M. Krohn , D. Mahon , J. Mans , B. Marzocchi , M. Revering , R. Rusack , R. Saradhy , N. Strobbe 




















University of Nebraska-Lincoln, Lincoln, Nebraska, USA

K. Bloom , D.R. Claes , G. Haza , J. Hossain , C. Joo , I. Kravchenko , J.E. Siado , W. Tabb , A. Vagnerini , A. Wightman , F. Yan , D. Yu 

State University of New York at Buffalo, Buffalo, New York, USA

H. Bandyopadhyay , L. Hay , H.w. Hsia, I. Iashvili , A. Kalogeropoulos , A. Kharchilava , M. Morris , D. Nguyen , S. Rappoccio , H. Rejeb Sfar, A. Williams , P. Young 



























Northeastern University, Boston, Massachusetts, USA

G. Alverson , E. Barberis , J. Bonilla , B. Bylsma, M. Campana , J. Dervan , Y. Haddad , Y. Han , I. Israr , A. Krishna , J. Li , M. Lu , G. Madigan , R. Mccarthy , D.M. Morse , V. Nguyen , T. Orimoto , A. Parker , L. Skinnari , D. Wood 









Northwestern University, Evanston, Illinois, USA

J. Bueghly, S. Dittmer , K.A. Hahn , Y. Liu , M. McGinnis , Y. Miao , D.G. Monk , M.H. Schmitt , A. Taliercio , M. Velasco

















University of Notre Dame, Notre Dame, Indiana, USA

G. Agarwal , R. Band , R. Bucci, S. Castells , A. Das , R. Goldouzian , M. Hildreth , K.W. Ho , K. Hurtado Anampa , T. Ivanov , C. Jessop , K. Lannon , J. Lawrence , N. Loukas , L. Lutton , J. Mariano, N. Marinelli, I. Mcalister, T. McCauley , C. Mcgrady , C. Moore , Y. Musienko²¹ , H. Nelson , M. Osherson , A. Piccinelli , R. Ruchti , A. Townsend , Y. Wan, M. Wayne , H. Yockey, M. Zarucki , L. Zygala 

The Ohio State University, Columbus, Ohio, USA

A. Basnet , M. Carrigan , L.S. Durkin , C. Hill , M. Joyce , M. Nunez Ornelas , K. Wei, D.A. Wenzl, B.L. Winer , B. R. Yates 




















Princeton University, Princeton, New Jersey, USA

H. Bouchamaoui , K. Coldham, P. Das , G. Dezoort , P. Elmer , A. Frankenthal , B. Greenberg , N. Haubrich , K. Kennedy, G. Kopp , S. Kwan , D. Lange , A. Loeliger , D. Marlow , I. Ojalvo , J. Olsen , D. Stickland , C. Tully , L.H. Vage




University of Puerto Rico, Mayaguez, Puerto Rico, USA

S. Malik , R. Sharma














Purdue University, West Lafayette, Indiana, USA

A.S. Bakshi , S. Chandra , R. Chawla , A. Gu , L. Gutay, M. Jones , A.W. Jung , A.M. Koshy, M. Liu , G. Negro , N. Neumeister , G. Paspalaki , S. Piperov , V. Scheurer, J.F. Schulte , M. Stojanovic , J. Thieman , A. K. Viridi , F. Wang , A. Wildridge , W. Xie , Y. Yao 

Purdue University Northwest, Hammond, Indiana, USA

J. Dolen , N. Parashar , A. Pathak 





















Rice University, Houston, Texas, USA

D. Acosta , T. Carnahan , K.M. Ecklund , P.J. Fernández Manteca , S. Freed, P. Gardner, F.J.M. Geurts , I. Krommydas , W. Li , J. Lin , O. Miguel Colin , B.P. Padley , R. Redjimi, J. Rotter , E. Yigitbasi , Y. Zhang 








University of Rochester, Rochester, New York, USA

A. Bodek , P. de Barbaro , R. Demina , J.L. Dulemba , A. Garcia-Bellido , O. Hindrichs , A. Khukhunaishvili , N. Parmar , P. Parygin⁹¹ , R. Taus 
















Rutgers, The State University of New Jersey, Piscataway, New Jersey, USA

B. Chiarito, J.P. Chou , S.V. Clark , D. Gadkari , Y. Gershtein , E. Halkiadakis , M. Heindl , C. Houghton , D. Jaroslowski , S. Konstantinou , I. Laflotte , A. Lath , R. Montalvo, K. Nash, J. Reichert , H. Routray , P. Saha , S. Salur , S. Schnetzer, S. Somalwar , R. Stone , S.A. Thayil , S. Thomas, J. Vora , H. Wang 










University of Tennessee, Knoxville, Tennessee, USA

D. Ally , A.G. Delannoy , S. Fiorendi , S. Higginbotham , T. Holmes , A.R. Kanunganti , N. Karunarathna , L. Lee , E. Nibigira , S. Spanier 












Texas A&M University, College Station, Texas, USA

D. Aebi , M. Ahmad , T. Akhter , K. Androsov⁶⁰ , O. Bouhali⁹² , R. Eusebi , J. Gilmore , T. Huang , T. Kamon⁹³ , H. Kim , S. Luo , R. Mueller , D. Overton , D. Rathjens , A. Safonov 

Texas Tech University, Lubbock, Texas, USA

N. Akchurin , J. Damgov , N. Gogate , V. Hegde , A. Hussain , Y. Kazhykarim, K. Lamichhane , S.W. Lee , A. Mankel , T. Peltola , I. Volobouev 

Vanderbilt University, Nashville, Tennessee, USA

E. Appelt , Y. Chen , S. Greene, A. Gurrola , W. Johns , R. Kunnawalkam Elayavalli , A. Melo , F. Romeo , P. Sheldon , S. Tuo , J. Velkovska , J. Viinikainen 
























University of Virginia, Charlottesville, Virginia, USA

B. Cardwell , H. Chung, B. Cox , J. Hakala , R. Hirosky , A. Ledovskoy , C. Neu 
































Wayne State University, Detroit, Michigan, USA

S. Bhattacharya , P.E. Karchin 















































University of Wisconsin - Madison, Madison, Wisconsin, USA

A. Aravind , S. Banerjee , K. Black , T. Bose , E. Chavez , S. Dasu , P. Everaerts , C. Galloni, H. He , M. Herndon , A. Herve , C.K. Koraka , A. Lanaro, R. Loveless , J. Madhusudanan Sreekala , A. Mallampalli , A. Mohammadi , S. Mondal, G. Parida , L. Pétré , D. Pinna, A. Savin, V. Shang , V. Sharma , W.H. Smith , D. Teague, H.F. Tsoi , W. Vetens , A. Warden 

Authors affiliated with an international laboratory covered by a cooperation agreement with CERN

S. Afanasiev , V. Alexakhin , D. Budkouski , I. Golutvin[†] , I. Gorbunov , V. Karjavine , V. Korenkov , A. Lanev , A. Malakhov , V. Matveev⁹⁴ , V. Palichik , V. Perelygin , M. Savina , V. Shalaev , S. Shmatov , S. Shulha , V. Smirnov , O. Teryaev , N. Voytishin , B.S. Yuldashev⁹⁵, A. Zarubin , I. Zhizhin , Yu. Andreev , A. Dermenev , S. Gninenko , N. Golubev , A. Karneyeu , D. Kirpichnikov , M. Kirsanov , N. Krasnikov , I. Tlisova , A. Toropin 

Authors affiliated with an institute formerly covered by a cooperation agreement with CERN

G. Gavrilov , V. Golovtsov , Y. Ivanov , V. Kim⁹⁶ , P. Levchenko⁹⁷ , V. Murzin , V. Oreshkin , D. Sosnov , V. Sulimov , L. Uvarov , A. Vorobyev[†], T. Aushev , K. Ivanov , V. Gavrilov , N. Lychkovskaya , A. Nikitenko^{98,99} , V. Popov , A. Zhokin , R. Chistov⁹⁶ , M. Danilov⁹⁶ , S. Polikarpov⁹⁶ , V. Andreev , M. Azarkin , M. Kirakosyan, A. Terkulov , E. Boos , V. Bunichev , M. Dubinin⁸⁴ , L. Dudko , A. Ershov , A. Gribushin , V. Klyukhin , O. Kodolova⁹⁹ , S. Obraztsov , S. Petrushanko , V. Savrin , A. Snigirev , V. Blinov⁹⁶, T. Dimova⁹⁶ , A. Kozyrev⁹⁶ , O. Radchenko⁹⁶ , Y. Skovpen⁹⁶ , V. Kachanov , D. Konstantinov , S. Slabospitskii , A. Uzunian , A. Babaev , V. Borshch , D. Druzhkin 

†: Deceased

¹Also at Yerevan State University, Yerevan, Armenia

²Also at TU Wien, Vienna, Austria

³Also at Ghent University, Ghent, Belgium

⁴Also at Universidade do Estado do Rio de Janeiro, Rio de Janeiro, Brazil

⁵Also at Universidade Estadual de Campinas, Campinas, Brazil

⁶Also at Federal University of Rio Grande do Sul, Porto Alegre, Brazil

⁷Also at University of Chinese Academy of Sciences, Beijing, China

⁸Also at China Center of Advanced Science and Technology, Beijing, China

⁹Also at University of Chinese Academy of Sciences, Beijing, China

¹⁰Also at China Spallation Neutron Source, Guangdong, China

¹¹Now at Henan Normal University, Xinxiang, China

¹²Also at University of Shanghai for Science and Technology, Shanghai, China

¹³Now at The University of Iowa, Iowa City, Iowa, USA

¹⁴Also at an institute formerly covered by a cooperation agreement with CERN

¹⁵Also at Zewail City of Science and Technology, Zewail, Egypt

¹⁶Also at British University in Egypt, Cairo, Egypt

¹⁷Now at Ain Shams University, Cairo, Egypt

¹⁸Also at Purdue University, West Lafayette, Indiana, USA

¹⁹Also at Université de Haute Alsace, Mulhouse, France

²⁰Also at Istinye University, Istanbul, Turkey

²¹Also at an international laboratory covered by a cooperation agreement with CERN

²²Also at The University of the State of Amazonas, Manaus, Brazil

²³Also at University of Hamburg, Hamburg, Germany

²⁴Also at RWTH Aachen University, III. Physikalisches Institut A, Aachen, Germany

²⁵Also at Bergische University Wuppertal (BUW), Wuppertal, Germany

²⁶Also at Brandenburg University of Technology, Cottbus, Germany

²⁷Also at Forschungszentrum Jülich, Juelich, Germany

²⁸Also at CERN, European Organization for Nuclear Research, Geneva, Switzerland

²⁹Also at HUN-REN ATOMKI - Institute of Nuclear Research, Debrecen, Hungary

³⁰Now at Universitatea Babeş-Bolyai - Facultatea de Fizica, Cluj-Napoca, Romania

³¹Also at MTA-ELTE Lendület CMS Particle and Nuclear Physics Group, Eötvös Loránd University, Budapest, Hungary

³²Also at HUN-REN Wigner Research Centre for Physics, Budapest, Hungary

³³Also at Physics Department, Faculty of Science, Assiut University, Assiut, Egypt

³⁴Also at Punjab Agricultural University, Ludhiana, India

³⁵Also at University of Visva-Bharati, Santiniketan, India

³⁶Also at Indian Institute of Science (IISc), Bangalore, India

³⁷Also at Amity University Uttar Pradesh, Noida, India

³⁸Also at IIT Bhubaneswar, Bhubaneswar, India

- ³⁹ Also at Institute of Physics, Bhubaneswar, India
- ⁴⁰ Also at University of Hyderabad, Hyderabad, India
- ⁴¹ Also at Deutsches Elektronen-Synchrotron, Hamburg, Germany
- ⁴² Also at Isfahan University of Technology, Isfahan, Iran
- ⁴³ Also at Sharif University of Technology, Tehran, Iran
- ⁴⁴ Also at Department of Physics, University of Science and Technology of Mazandaran, Behshahr, Iran
- ⁴⁵ Also at Department of Physics, Faculty of Science, Arak University, ARAK, Iran
- ⁴⁶ Also at Helwan University, Cairo, Egypt
- ⁴⁷ Also at Italian National Agency for New Technologies, Energy and Sustainable Economic Development, Bologna, Italy
- ⁴⁸ Also at Centro Siciliano di Fisica Nucleare e di Struttura Della Materia, Catania, Italy
- ⁴⁹ Also at Università degli Studi Guglielmo Marconi, Roma, Italy
- ⁵⁰ Also at Scuola Superiore Meridionale, Università di Napoli 'Federico II', Napoli, Italy
- ⁵¹ Also at Fermi National Accelerator Laboratory, Batavia, Illinois, USA
- ⁵² Also at Lulea University of Technology, Lulea, Sweden
- ⁵³ Also at Consiglio Nazionale delle Ricerche - Istituto Officina dei Materiali, Perugia, Italy
- ⁵⁴ Also at Institut de Physique des 2 Infinis de Lyon (IP2I), Villeurbanne, France
- ⁵⁵ Also at Department of Applied Physics, Faculty of Science and Technology, Universiti Kebangsaan Malaysia, Bangi, Malaysia
- ⁵⁶ Also at Consejo Nacional de Ciencia y Tecnología, Mexico City, Mexico
- ⁵⁷ Also at Trincomalee Campus, Eastern University, Sri Lanka, Nilaveli, Sri Lanka
- ⁵⁸ Also at Saegis Campus, Nugegoda, Sri Lanka
- ⁵⁹ Also at National and Kapodistrian University of Athens, Athens, Greece
- ⁶⁰ Also at Ecole Polytechnique Fédérale Lausanne, Lausanne, Switzerland
- ⁶¹ Also at University of Vienna, Vienna, Austria
- ⁶² Also at Universität Zürich, Zurich, Switzerland
- ⁶³ Also at Stefan Meyer Institute for Subatomic Physics, Vienna, Austria
- ⁶⁴ Also at Laboratoire d'Annecy-le-Vieux de Physique des Particules, IN2P3-CNRS, Annecy-le-Vieux, France
- ⁶⁵ Also at Near East University, Research Center of Experimental Health Science, Mersin, Turkey
- ⁶⁶ Also at Konya Technical University, Konya, Turkey
- ⁶⁷ Also at Izmir Bakircay University, Izmir, Turkey
- ⁶⁸ Also at Adiyaman University, Adiyaman, Turkey
- ⁶⁹ Also at Bozok Universitetesi Rektörlüğü, Yozgat, Turkey
- ⁷⁰ Also at Marmara University, Istanbul, Turkey
- ⁷¹ Also at Milli Savunma University, Istanbul, Turkey
- ⁷² Also at Kafkas University, Kars, Turkey
- ⁷³ Now at Istanbul Okan University, Istanbul, Turkey
- ⁷⁴ Also at Hacettepe University, Ankara, Turkey
- ⁷⁵ Also at Erzincan Binali Yildirim University, Erzincan, Turkey
- ⁷⁶ Also at Istanbul University - Cerrahpasa, Faculty of Engineering, Istanbul, Turkey
- ⁷⁷ Also at Yildiz Technical University, Istanbul, Turkey
- ⁷⁸ Also at School of Physics and Astronomy, University of Southampton, Southampton, United Kingdom
- ⁷⁹ Also at IPPP Durham University, Durham, United Kingdom
- ⁸⁰ Also at Monash University, Faculty of Science, Clayton, Australia
- ⁸¹ Also at Università di Torino, Torino, Italy

⁸²Also at Bethel University, St. Paul, Minnesota, USA

⁸³Also at Karamanoğlu Mehmetbey University, Karaman, Turkey

⁸⁴Also at California Institute of Technology, Pasadena, California, USA

⁸⁵Also at United States Naval Academy, Annapolis, Maryland, USA

⁸⁶Also at Bingöl University, Bingöl, Turkey

⁸⁷Also at Georgian Technical University, Tbilisi, Georgia

⁸⁸Also at Sinop University, Sinop, Turkey

⁸⁹Also at Erciyes University, Kayseri, Turkey

⁹⁰Also at Horia Hulubei National Institute of Physics and Nuclear Engineering (IFIN-HH), Bucharest, Romania

⁹¹Now at another institute formerly covered by a cooperation agreement with CERN

⁹²Also at Texas A&M University at Qatar, Doha, Qatar

⁹³Also at Kyungpook National University, Daegu, Korea

⁹⁴Also at another international laboratory covered by a cooperation agreement with CERN

⁹⁵Also at Institute of Nuclear Physics of the Uzbekistan Academy of Sciences, Tashkent, Uzbekistan

⁹⁶Also at another institute formerly covered by a cooperation agreement with CERN

⁹⁷Also at Northeastern University, Boston, Massachusetts, USA

⁹⁸Also at Imperial College, London, United Kingdom

⁹⁹Now at Yerevan Physics Institute, Yerevan, Armenia