



Identification of low-momentum muons in the CMS detector using multivariate techniques in proton-proton collisions at $\sqrt{s} = 13.6$ TeV

The CMS Collaboration*

Abstract

“Soft” muons with a transverse momentum below 10 GeV are featured in many processes studied by the CMS experiment, such as decays of heavy-flavor hadrons or rare tau lepton decays. Maximizing the selection efficiency for these muons, while simultaneously suppressing backgrounds from long-lived light-flavor hadron decays, is therefore important for the success of the CMS physics program. Multivariate techniques have been shown to deliver better muon identification performance than traditional selection techniques. To take full advantage of the large data set currently being collected during Run 3 of the CERN LHC, a new multivariate classifier based on a gradient-boosted decision tree has been developed. It offers a significantly improved separation of signal and background muons compared to a similar classifier used for the analysis of the Run 2 data. The performance of the new classifier is evaluated on a data set collected with the CMS detector in 2022 and 2023, corresponding to an integrated luminosity of 62 fb^{-1} .

Submitted to the Journal of Instrumentation

1 Introduction

The CMS Collaboration pursues a broad and comprehensive physics program, exploiting the proton-proton (pp) collisions delivered by the CERN LHC to probe particle interactions across energy scales ranging from a few GeV to several TeV. A key part of this program is the study of interactions resulting in the production of “soft” muons with a transverse momentum $2 < p_T < 10$ GeV. Examples of this are the production and decay of heavy-flavor hadrons, such as $B_s^0 \rightarrow \mu\mu$ [1, 2], or searches for decays that are rare or prohibited in the standard model of particle physics but might be enhanced by extensions to it, e.g., $\tau \rightarrow 3\mu$ [3–6].

For the success of these studies, it is crucial to select muons produced in these interactions with high efficiency, while simultaneously rejecting background events. For soft muons, the dominant background arises from the decay in flight of long-lived charged pions and kaons to muons, i.e., $\pi \rightarrow \mu\nu$ and $K \rightarrow \mu\nu$ decays. As a result of the small mass difference between those hadrons and the muon, as well as their significant Lorentz boost, such decays tend to have very small deflections in the trajectory at the decay point, making it difficult to distinguish them from signal muons.

Multivariate (MVA) techniques often outperform traditional approaches based on sets of individual selection criteria [7, 8] (“cut-based identification (ID)”). Such an MVA approach has already been applied to this classification problem in the analysis of the data collected by CMS during Run 2 of the LHC from 2016 to 2018. The resulting “Run 2 soft-muon MVA” is a boosted decision tree (BDT) trained initially to be used with the data collected in 2016 using the TMVA package [9], focusing on muons from $B_s^0 \rightarrow \mu\mu$ decays with $p_T > 4$ GeV and an absolute value of pseudorapidity $|\eta|$ less than 1.4 [1]. It has been widely used in the identification of soft muons outside this restricted phase space in CMS analyses, where it does not perform optimally.

Since 2016, there have been significant changes in the CMS detector configuration [10, 11] and the LHC beam conditions. Among these, the most notable change was the installation of an upgraded pixel subdetector in 2017 [12] and the increase in the average number of simultaneous pp collisions per bunch crossing (pileup), which rose from 27 in 2016 to 46 in 2022 and 52 in 2023. To address these new conditions, an MVA classifier for soft muon identification in Run 3, which has been ongoing since 2022 to the present, known as the “Run 3 soft-muon MVA”, has been developed and optimized. Unlike the Run 2 soft-muon MVA from 2016, the Run 3 version was also designed to improve the acceptance for muons with p_T in the range 2–4 GeV and for higher $|\eta|$ up to 2.4. This will increase the sensitivity of analyses targeting the physics processes outlined above, allowing us to more fully utilize the large data set collected during Run 3.

The performance of the Run 3 soft-muon MVA, in terms of selection efficiency and suppression of π and K meson decays, is validated using data collected by CMS in 2022 and 2023, corresponding to an integrated luminosity of 62 fb^{-1} [13].

This paper is structured as follows. The CMS detector is described in Section 2, followed by a description of the muon reconstruction in Section 3. The data used for training and performance validation are described in Section 4. An overview of the model design and training is given in Section 5 and the performance validation using collision data is described in Section 6. A summary of the performance improvements of the new MVA technique is given in Section 7.

2 The CMS detector

The central feature of the CMS apparatus is a superconducting solenoid of 6 m internal diameter, providing a magnetic field of 3.8 T. Within the solenoid volume are a silicon pixel and strip tracker, a lead tungstate crystal electromagnetic calorimeter, and a brass and scintillator hadron calorimeter, each composed of a barrel and two endcap sections. Forward calorimeters extend the pseudorapidity coverage provided by the barrel and endcap detectors. Muons are reconstructed in gas-ionization detectors embedded in the steel flux-return yoke outside the solenoid.

The silicon tracker measures charged particles within the pseudorapidity range $|\eta| < 3.0$. During the LHC running period when the data used in this paper were recorded, the silicon tracker consisted of 1856 silicon pixel and 15 148 silicon strip detector modules. Details on the pixel detector can be found in Ref. [12]. For nonisolated particles of $1 < p_T < 10$ GeV and $|\eta| < 3.0$, the track resolutions are typically 1.5% in p_T and 20–75 μm in the transverse impact parameter [14].

The CMS muon system consists of four types of gas-ionization detectors: drift tube chambers (DTs), cathode strip chambers (CSCs), resistive-plate chambers (RPCs), and triple-gas electron multiplier chambers (Triple-GEMs). The DT and CSC detectors are located in the regions of $|\eta| < 1.2$ and $0.9 < |\eta| < 2.4$, respectively, and are complemented by the RPCs in the range $|\eta| < 1.9$. The Triple-GEMs are located in the region of $1.55 < |\eta| < 2.18$. The chambers are arranged to maximize the coverage and to provide some overlap wherever possible. In both the barrel and endcap regions, the chambers are grouped into four “muon stations”, separated by the steel absorber of the flux-return yoke. A detailed description of these detectors, including the gas composition, operating voltage, and performance, is reported in Ref. [8]. More detailed descriptions of the CMS detector, together with a definition of the coordinate system used and the relevant kinematic variables, can be found in Refs. [10, 11].

Events of interest are selected using a two-tiered trigger system. The first level, composed of custom hardware processors, uses information from the calorimeters and muon detectors to select events at a rate of around 100 kHz within a fixed latency of about 4 μs [15]. The second level, known as the high-level trigger (HLT), consists of a farm of processors running a version of the full event reconstruction software optimized for fast processing, and reduces the event rate to around 5 kHz before data storage [16, 17].

3 Muon reconstruction and identification

Muon tracks are first reconstructed independently in the inner tracker and in the muon system using Kalman filtering techniques [18]. In the muon system, “standalone muons” are reconstructed by combining the information from the DT, CSC, RPC, and Triple-GEM detectors. To this end, the signals from the individual detector planes within the DT and CSC muon stations are first combined into track segments, which are thereafter used as the input to a Kalman filtering algorithm, at which stage the RPC and GEM hits are included in the pattern recognition. In the inner tracker, tracks are reconstructed iteratively, with each iteration seeded by a different combination of pixel or strip detector hits, to ensure all relevant track topologies are reconstructed [19]. Dedicated iterations seeded by standalone muons maximize the efficiency of muon track reconstruction.

Tracker tracks and standalone muons with compatible momentum, direction, and position in the transverse plane are combined into “global muons”, and a combined fit to all associated tracker and muon system signals is performed to determine the parameters of the global track.

The trajectories of muons with very low p_T are bent in the magnetic field to such a degree that they do not reach all stations of the muon system. To recover such muons, for which a standalone muon might not be reconstructed, tracker tracks are extrapolated to the muon segments and a loose geometrical matching to DT and CSC segments is performed. If at least one compatible segment is found, the track is classified as a “tracker muon”. The need for the muon to reach at least one muon station limits the acceptance for low p_T muons to 3.5 GeV in the barrel region of the detector and down to 1 GeV in the endcap. The muon reconstruction and the resulting efficiencies and momentum resolution are described in more detail in Ref. [8].

The properties of the resulting muon tracks are used to further identify muons for use in physics analyses, with ID techniques and working points chosen to match the desired trade-off between efficiency and background rejection. For soft muons, the Run 2 soft-muon MVA is the most common choice when analyzing Run 2 data. This MVA uses a BDT that is trained using ADABOOST [20] on a simulated sample of muons reconstructed as global muons and whose tracker tracks survive the “high purity” track selection [19]. The muons are also required to have $p_T > 4$ GeV and $|\eta| < 1.4$ and signal muons are required to originate from a B_s^0 or B^0 decay. Despite specifically targeting these decays, the BDT also performs well for soft muons from other sources.

Several cut-based IDs are also available to identify soft muons in CMS, specifically the “soft muon ID”, “loose muon ID”, and “medium muon ID” working points [8]. CMS recently introduced an MVA for muon ID (“Muon MVA”) targeting muons with $p_T > 10$ GeV [21], which serves as another point of comparison for the Run 3 soft-muon MVA described in this paper.

4 Training and validation samples

For training and validation of the Run 3 soft-muon MVA, a large sample of muons originating from both light- and heavy-flavor decays is needed. A large ($\mathcal{O}(10^9)$ events) Monte Carlo (MC) simulation sample of inclusive dilepton production has been produced by simulating nondiffractive quantum chromodynamics (QCD) processes using PYTHIA 8.306 [22] at leading order (LO). The masses and decay widths for hadrons, as well as mixing angles between neutral B mesons, have been adjusted to match experimental results, where necessary. Decays in flight of π and K mesons have been enabled. The events are filtered for the presence of two leptons at the generator level to reduce the computing costs of the following simulation and reconstruction steps. For other samples described below, multiple versions matching the changing detector conditions throughout the 2022 and 2023 data taking exist. The significant computing cost involved in the production of this large sample prohibits the production of multiple versions and only a single sample matching the detector conditions in early 2022 exists. It has been verified that the Run 3 soft-muon MVA trained on this sample nevertheless generalizes well to the remaining data collected in 2022 and 2023.

To evaluate the efficiency of different classifiers, $J/\psi \rightarrow \mu\mu$ events are used. The J/ψ production is simulated at LO using PYTHIA 8.306 with a minimum p_T of the J/ψ of 8 GeV. The background rate is measured in events containing high- p_T electrons, which are used to select the events independently from the pion and kaon decays constituting the background. They originate mostly from Drell–Yan (DY), $W + \text{jets}$, and top quark pair production ($t\bar{t}$). The DY and $W + \text{jets}$ events are generated at next-to-LO (NLO) in QCD using MADGRAPH5_aMC@NLO [23] v2.9.9. To maximize the number of events available for this study, a LO DY sample produced with MADGRAPH5_aMC@NLO v2.6.5 is also used. The MLM [24] (FxFx [25]) scheme is used to match jets from the matrix element calculations and parton shower for the LO (NLO) samples. The POWHEG 2.0 [26–29] generator is used to simulate $t\bar{t}$ production and additional $DY \rightarrow ee$ events

at NLO in QCD.

For all samples, the NNPDF 3.1 next-to-NLO (NNLO) parton distribution function set [30] is used, and parton showering and hadronization are simulated with PYTHIA using the underlying event tune CP5 [31]. The response of the CMS detector is simulated using GEANT4 10.07 [32] and the events are reconstructed with the same algorithms as those used for the data. The effect of pileup is modeled by superimposing the primary interaction with additional minimum bias interactions simulated with PYTHIA.

Collision data collected in 2022 and 2023, corresponding to an integrated luminosity of 62 fb^{-1} , are used to validate the performance of the classifier. To measure the selection efficiency, events were collected with triggers that require at least one muon (“single-muon triggers”) without imposing isolation requirements, with minimum p_T thresholds ranging from 8 to 21 GeV. These triggers were prescaled, i.e., only a certain fraction of accepted events were recorded, with the prescale factor decreasing with increasing p_T . To increase the size of the data sample, additional events were collected using an unprescaled trigger requiring at least one isolated muon with $p_T > 24 \text{ GeV}$ [17]. The background rate is measured in a sample of events collected using a trigger requiring the presence of at least one electron (“single-electron trigger”) with $p_T > 30 \text{ GeV}$.

5 Model training and validation

The Run 3 soft-muon MVA is a BDT classifier trained using gradient boosting [33], implemented with XGBOOST [34] via the SCIKIT-LEARN package [35]. The parameters of the model were optimized using the grid search approach to maximize the area under the receiver operating characteristic (ROC) curve (AUROCC) achieved during training.

Alternative models, such as histogram-based gradient boosting (HGB) or deep neural networks (DNN), were similarly optimized and trained. The ROC curves for all models were compared. The XGBOOST and HGB models performed very similarly, and better than the DNN. In the end, the XGBOOST model was chosen for its ease of use and because it could achieve good performance with fewer input features compared to the HGB model.

Since the Run 3 soft-muon MVA aims to improve acceptance for soft muons with very small p_T and high $|\eta|$, the preselection applied to the muons used for training is kept minimal. A loose kinematic selection of $p_T > 2 \text{ GeV}$ and $|\eta| < 2.4$ is applied and the muons are required to be reconstructed as tracker or global muons. For the training and validation, muons are labeled as signal when they originate from the decay of heavy-flavor hadrons, and as background when they originate from the decay in flight of pions and kaons. Muons from other sources are not considered. This definition results in significant differences in the p_T and η distributions of signal and background muons, with signal muons exhibiting a harder p_T spectrum. Weights are therefore derived from the ratio of the p_T distributions of signal and background muons in bins of η and the sample of background muons is corrected to reproduce the p_T distribution of the signal muons.

The decays of π and K mesons into muons introduces a discontinuity in the trajectory observed in the tracker. Consequently, background muons are expected to have fewer hits associated with their inner track compared to signal muons and a poor match of the inner track to hits in the muon system. A total of 26 input features to the BDT are used, which are sensitive to these differences between signal and background muons. Among them are the η and p_T of the muon and the number of hits in the pixel detector, strip detector layers with measurements,

and muon system hits associated with the muon. The number of “lost hits”, i.e., tracker layers where a hit is expected to be associated with the inner track but none is found, is counted separately for detector layers before and after the first and last hit on the track (as seen from the center of the detector outward), and for layers in between them. Similarly, the fraction of valid hits associated with the tracker track of the muon compared with the expected maximum is considered. In case the muon is a global muon, the χ^2 , normalized by the number of degrees of freedom, as well as the negative logarithm of the p-value of the global track fit and the χ^2 of the spatial matching between the inner and standalone tracks are considered. Additional inputs are the “high purity” flag of the inner track and the maximum χ^2 probability that the inner track consists of two independent tracks. Finally, if the muon has associated track segments in the first or second muon stations, a set of up to 12 variables related to the quality of the matching of the inner track to these segments is used. If a feature is not available for a muon, it is set to an unphysical default value.

Among all the input variables, the fraction of valid hits on the tracker track and the global track fit probability have the strongest distinguishing power. Their distributions for signal and background muons, normalized to the same area, are shown in Fig. 1.

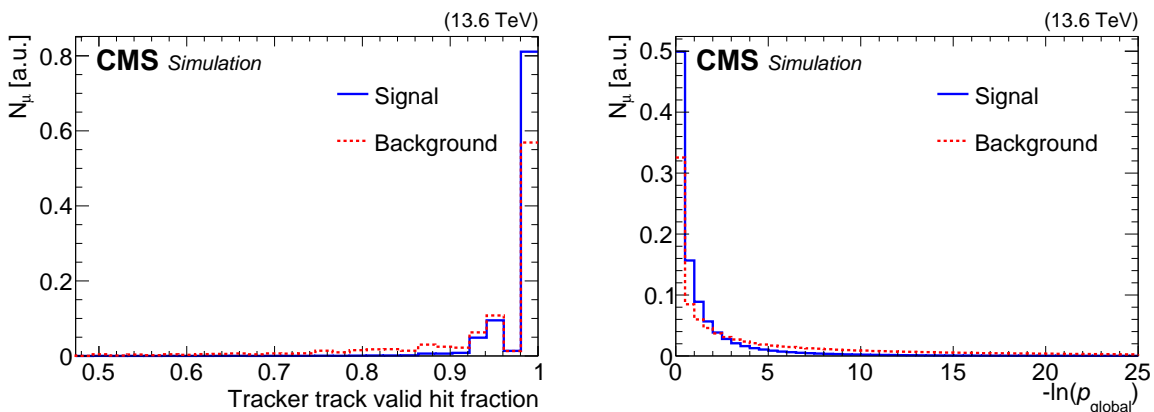


Figure 1: The distribution of the fraction of valid hits on the tracker track (left) and the $-\ln(p_{\text{global}})$ (right), where p_{global} is the global track fit probability, for signal muons (solid blue line) and background muons (dashed red line) used in the training.

The training is performed using about 10 million muons from the simulated inclusive dilepton sample, and another 5 million muons are used for validation. Of these muons, roughly two thirds are signal and the remainder are background muons. A maximum of 5000 boost rounds is set and the training is configured to maximize the AUROCC. The resulting ROC curve for the Run 3 soft-muon MVA is shown in the upper plot of Fig. 2, where it is compared with the Run 2 soft-muon MVA and the Muon MVA, as well as several cut-based IDs. For the Run 3 version of the soft-muon MVA, the working points defined below are indicated. The Run 2 soft-muon MVA and the Muon MVA have tighter preselections compared with the Run 3 soft-muon MVA, resulting in their ROC curves not reaching full signal and background efficiency. To calculate the AUROCC in these cases, the curves are linearly extrapolated to (1,1). The Run 3 soft-muon MVA achieves an AUROCC value of 0.82 and clearly outperforms both the Run 2 version (0.74) and the Muon MVA (0.77) over the full range of signal and background efficiency combinations. Applying the stricter preselection of the Run 2 soft-muon MVA, the AUROCC values change to 0.81, 0.79, and 0.77, respectively, illustrating that the Run 3 soft-muon MVA improves upon the previous iteration also in this phase space. The Muon MVA performs comparably to the Run 2 soft-muon MVA, despite not being optimized for $p_T < 10$ GeV since it uses a looser preselection that more closely matches the preselection used in the training of the Run 3 soft-

muon MVA. All MVAs significantly outperform the cut-based IDs, offering significantly better background rejection at the same signal efficiency.

For events to pass the HLT, muons are usually required to pass certain quality and p_T criteria already at trigger level [17]. Requiring muons to have fired the trigger (“triggered muons”) therefore results in a sample enriched in signal muons with higher p_T compared to those that fail it (“nontriggered muons”). To compare the performance of the different MVAs, the two lower plots in Fig. 2 show the ROC curves separately for triggered and nontriggered muons. The Run 3 soft-muon MVA exhibits very similar performance in both cases, while the other two MVAs perform significantly better on triggered muons. We find that the new Run 3 soft-muon MVA improves most upon the previous classifiers for triggered muons with $p_T < 4$ GeV and for nontriggered muons for all p_T . For triggered muons with $p_T > 4$ GeV, only a modest improvement for the Run 3 soft-muon MVA over the Run 2 version is observed.

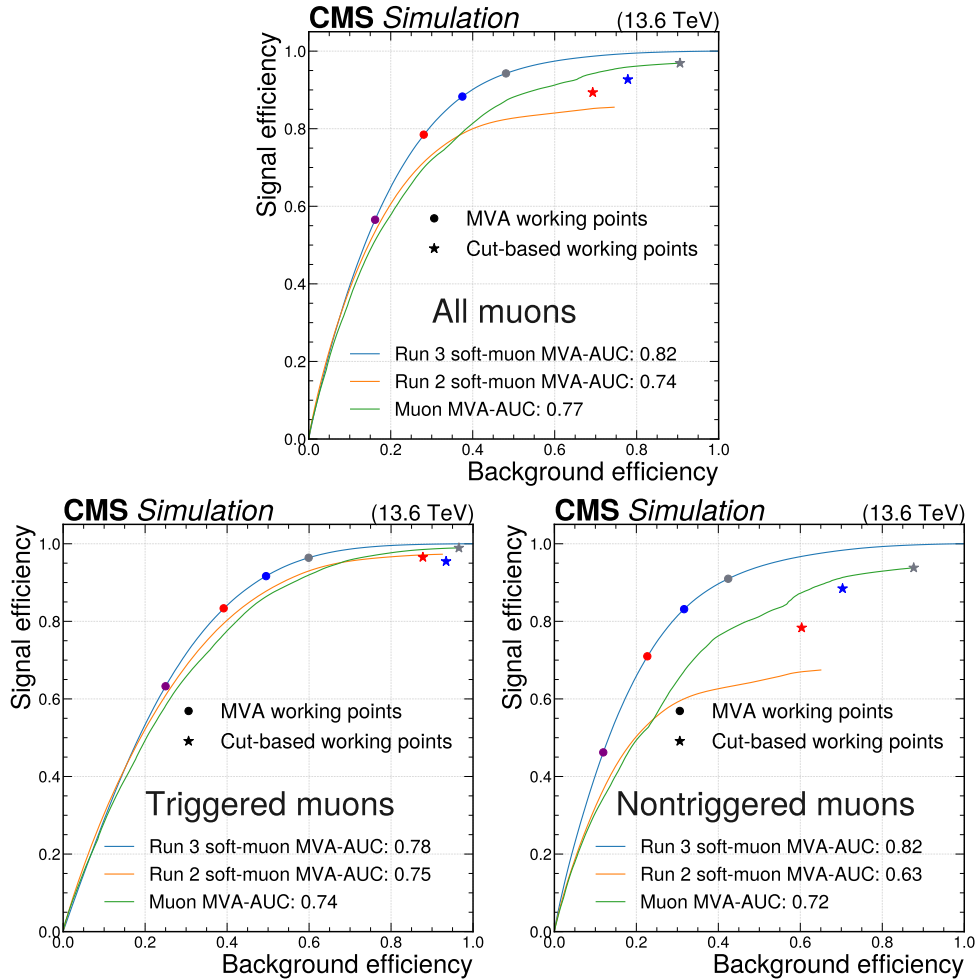


Figure 2: The ROC curve for the Run 3 soft-muon MVA (blue line) compared to those for the Run 2 soft-muon MVA (orange line) and the Muon MVA (green line). The working points defined in Table 1 are indicated with round, colored markers, with the very loose, loose, medium, and tight working points being represented by the grey, blue, red, and purple markers, respectively. For comparison, the performance of the cut-based IDs is indicated by the colored stars, with the loose, soft, and medium IDs being represented by the green, blue, and red markers, respectively. The upper plot shows the ROC curves for all muons, while the lower ones split the muon sample into those that fired the HLT (left) and those that did not (right).

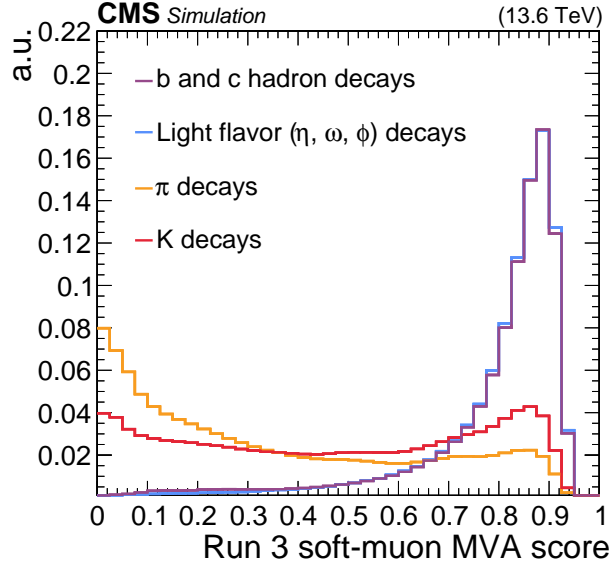


Figure 3: Distribution of the Run 3 soft-muon MVA score for muons of different origins.

To illustrate the expected performance of the Run 3 soft-muon MVA classifier for muons from different sources, the distribution of the MVA score is shown in Fig. 3. Muons from the inclusive dilepton sample are used, and reconstructed muons are matched to simulated ones based on detector hits to categorize them as originating from the decay of hadrons containing b and c quarks; η , ω , and ϕ mesons; and π and K mesons. The score distribution is strongly peaked towards maximal values for signal muons from heavy-flavor decays. This is also true for muons from the decays of short-lived light-flavor mesons, such as η , ω , and ϕ mesons, despite not being included in the signal or background definitions used in the training of the MVA. The score for background muons from π meson decays peaks at zero but has a long tail all the way to the highest score values. As K mesons have a shorter lifetime compared to π mesons, muons from their decays are less easily distinguished from signal muons, and their MVA score is roughly evenly distributed, with slight peaks both towards zero and the maximal score value. Overall, it is evident that the Run 3 soft-muon MVA is well suited to select muons from the decay of objects with a wide range of invariant masses and to efficiently suppress π and K meson decays. The MVA has also been verified to have similar performance for muons from $\tau \rightarrow 3\mu$ decays, which are not present in this sample of simulated events.

Four benchmark working points have been defined, namely, “very loose”, “loose”, “medium”, and “tight”, according to the desired trade-off of the efficiency and background rejection. The medium working point is chosen to have a comparable background rejection as the working point for the Run 2 soft-muon MVA used in Ref. [1]. The other working points are chosen so that the background rejection increases by roughly a factor of 2 when going to the next tighter one. The resulting thresholds on the classifier score are summarized in Table 1, together with performance metrics evaluated on the inclusive dilepton sample used in the training of the classifier. The performance in collision data is evaluated separately in Section 6. The efficiency is defined as the fraction of muons from the targeted heavy-flavor decays that are selected. It is above 95% for the very loose working point and increases to 58% for the tight working point. The purity of the selected muon sample, defined as the fraction of the selected muons originating from heavy-flavor decays, increases from 69 (84)% to 81 (90)% between the very loose and tight working points for muons with $p_T > 2$ (4) GeV. The background to the selected sample consists overwhelmingly of muons from light-flavor decays. Contributions from other particles, such as hadrons whose tracks are mistakenly matched to muon detector signals or

detector noise misidentified as muons comprise 4–7% of the selected objects, depending on the working point, for muons with $p_T > 2$ GeV. This contribution falls quickly with p_T and is 1–2% for $p_T > 4$ GeV. Hadron punch-through, where hadronic showers reach the muon detector, was negligible for all working points in the inclusive dilepton sample and is likewise negligible for working points tighter than medium in fully hadronic topologies.

Table 1: Working points for the Run 3 soft-muon MVA classifier. For each working point, the efficiency of selecting muons from heavy-flavor decays, the purity of the selected muon sample, and the fraction of selected objects that are not associated with a real muon are given. These metrics are evaluated on the inclusive dilepton sample.

| Name | MVA score | Efficiency | Purity $p_T > 2$ (4) GeV | Non-muon fraction $p_T > 2$ (4) GeV |
|------------|-----------|------------|--------------------------|-------------------------------------|
| Very loose | >0.47 | 95% | 69 (84)% | 7.0 (2.1)% |
| Loose | >0.63 | 89% | 73 (87)% | 5.9 (1.5)% |
| Medium | >0.74 | 80% | 76 (88)% | 4.7 (1.3)% |
| Tight | >0.83 | 58% | 81 (90)% | 3.6 (1.2)% |

6 Performance in data and simulation

To verify that the Run 3 soft-muon MVA performance in collision data matches the expectation from simulation, it is evaluated in both cases using multiple metrics. The efficiency of the classifier, i.e., the fraction of signal muons passing the selection, is the first relevant metric to consider and is described in Section 6.1. Then, the background rate, i.e., the fraction of background muons passing the selection, is described in Section 6.2.

6.1 Efficiency

The efficiency of selecting signal muons is evaluated using a “tag-and-probe” method similar to the one described in Ref. [36], but using $J/\psi \rightarrow \mu\mu$ decays. One of the muons, the “tag”, is required to have $p_T > 8$ GeV and $|\eta| < 2.4$, pass the tight muon ID criteria [8], and to have passed one of the single-muon triggers described above. The other muon, the “probe”, is required to have $p_T > 2$ GeV and $|\eta| < 2.4$ and to originate from within 0.5 cm from the primary vertex (i.e., the vertex corresponding to the hardest scattering in the event, evaluated using tracking information alone, as described in Section 9.4.1 of Ref. [37].) in the direction along the beam line. It is also required to be reconstructed as a tracker or global muon, matching the preselection for the training of the classifier. The two muons are further required to have opposite electric charge, an angular separation $\Delta R \equiv \sqrt{(\Delta\eta)^2 + (\Delta\phi)^2} > 0.3$ and an invariant mass in the range $2.7 < m_{\mu\mu} < 3.5$ GeV around the nominal J/ψ meson mass.

The efficiency is defined as the fraction of probe muons that pass the muon ID criterion in question. The selection outlined above accepts not only J/ψ events but also a significant continuous background that needs to be subtracted to ensure an unbiased measurement. The invariant mass distributions for events with probe muons that pass or fail the muon ID are fitted separately with a probability density function that consists of models for the J/ψ peak and the background. The J/ψ model is a convolution of a histogram template of the J/ψ peak at the generator level, taken from the PYTHIA simulation, and a Gaussian function to model the detector resolution. The background shape is a combination of an error function with an exponential decay.

A comparison of the distribution of the score of the Run 3 soft-muon MVA, integrated above a threshold, between data and MC simulation after applying this selection is shown in Fig. 4.

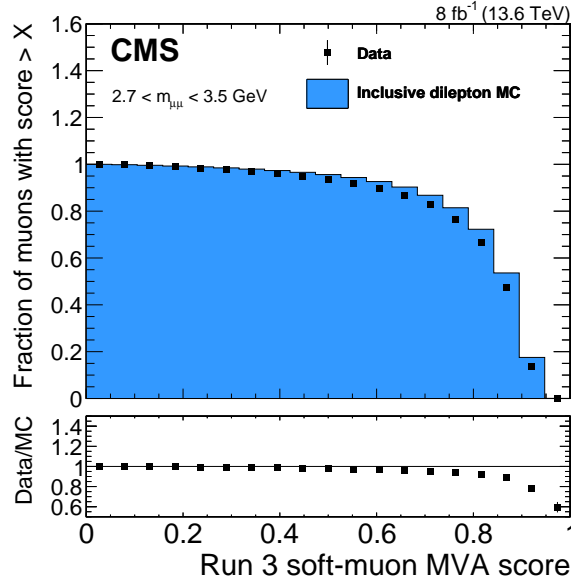


Figure 4: Cumulative distribution of the classifier score of the Run 3 soft-muon MVA, comparing data from early 2022 (black markers) with inclusive dilepton simulation (blue histogram) for muon pairs with $2.7 < m_{\mu\mu} < 3.5$ GeV. The lower panel shows the ratio of data to simulation. Uncertainties represented by the vertical bars are statistical only..

The inclusive dilepton MC sample used in the training of the MVA is employed since it better describes the background contribution to this selection. As described above, this sample is available only in a version matching the data-taking conditions in early 2022. Thus, only this subset of data is shown. Good agreement between data and simulation is observed, with some deviations for very large values of the score, which are relatively abundant and correctable in simulation.

The efficiency for the medium working point of the Run 3 soft-muon MVA is shown in Fig. 5 as a function of muon p_T in several bins of muon $|\eta|$, and in Fig. 6 as a function of muon η in two bins of muon p_T . In contrast to Fig. 4, the efficiency measurements are performed using the full 2022 and 2023 data sets and the J/ψ samples are used to evaluate the efficiency in simulation. As muons with $p_T < 3$ GeV do not reach the muon system in the central part of the detector, the efficiency as a function of p_T is shown for $p_T > 3$ GeV when $|\eta| < 0.9$ and for $p_T > 2$ GeV for larger values of $|\eta|$. The efficiency of the Run 2 soft-muon MVA is shown for comparison, as its working point has a similar background rate as the medium working point for the Run 3 version. The Run 3 soft-muon MVA is significantly more efficient for muons with $p_T < 4$ GeV. This is the case especially for central muons, but the Run 3 soft-muon MVA is more efficient than its Run 2 counterpart in every η and p_T bin. The performance of the Run 3 soft-muon MVA is better described by simulation than the Run 2 version. Significant differences of up to 6% between the efficiency in data and simulation for the Run 3 MVA are observed only for $|\eta| > 1.6$, where the data are affected by an issue with the readout of the CSC detector at high pileup, leading to a fraction of CSC hits being lost for part of the 2022 and 2023 data. This difference will be accounted for at the analysis level by adjusting the efficiency in simulation through the application of scale factors. The Run 3 soft-muon MVA shows a decrease of efficiency for higher p_T values, especially for muons with $|\eta| > 1.2$, but still retains higher efficiency in data than the Run 2 MVA for p_T values up to 10 GeV. As the background contribution is much lower at higher p_T , the reduced efficiency in this phase space can easily be addressed at the analysis level by adjusting the classifier score threshold. The measured

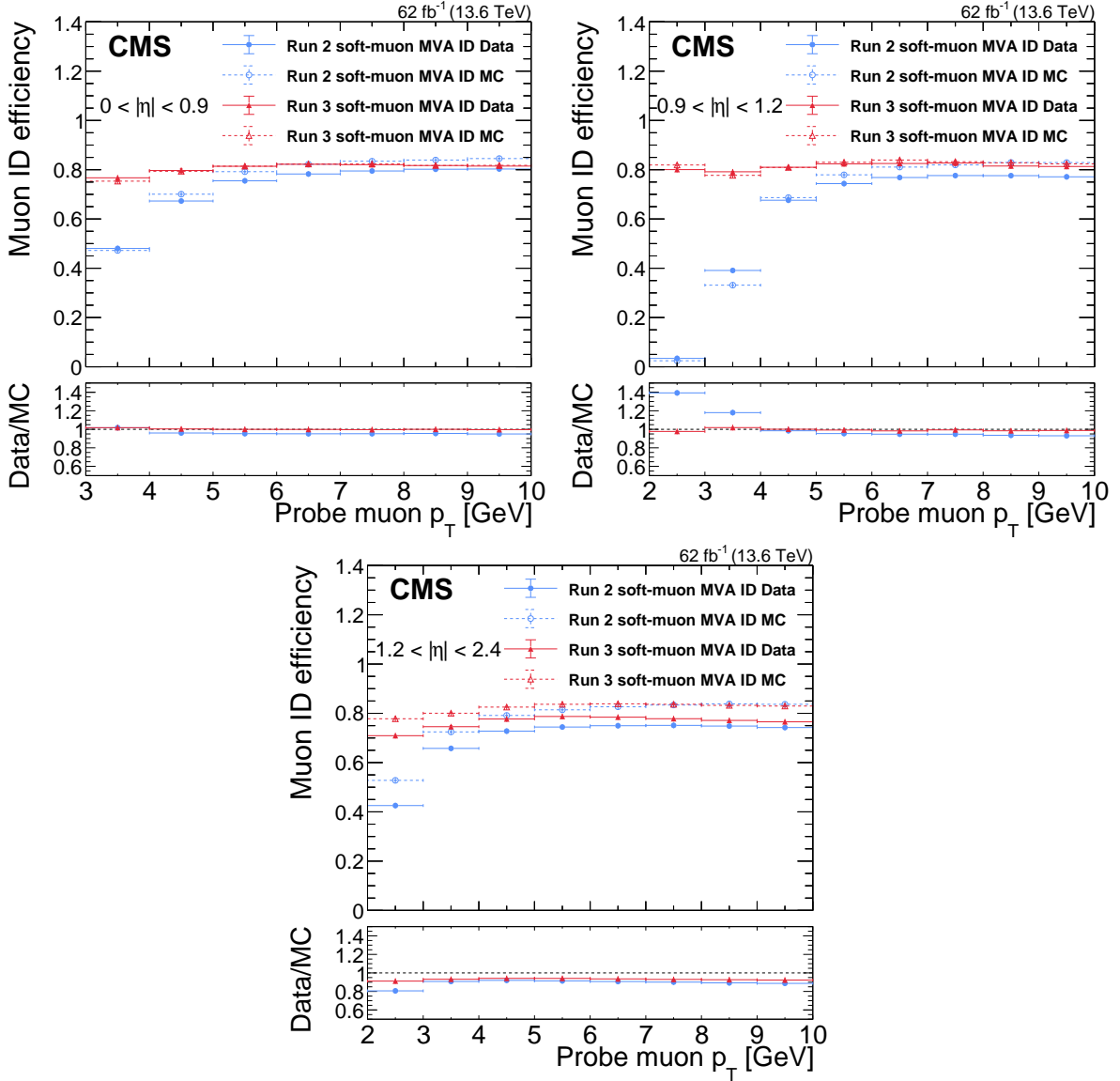


Figure 5: Efficiencies of the Run 2 (blue) and Run 3 (red) soft-muon MVA as functions of muon p_T for muon $0 < |\eta| < 0.9$ (upper left), $0.9 < |\eta| < 1.2$ (upper right), $1.2 < |\eta| < 2.4$ (lower). For the Run 3 soft-muon MVA, the medium working point is used. The vertical bars indicate the total uncertainty including statistical and systematic uncertainties.

efficiencies were stable against the evolving detector conditions during data taking in 2022 and 2023, with the exception of the CSC detector readout issues mentioned above, which leads to changes in the efficiency for forward muons between different parts of the data set.

In Figs. 7 and 8, the efficiency is shown for the four different working points defined for the Run 3 soft-muon MVA. The very loose working point provides an efficiency of about 95% and has very stable performance as a function of both p_T and η . The loose working point provides efficiencies between 82 and 90%, depending on η , with the efficiency dropping off towards large values of $|\eta|$. For the medium working point, a similar spread of efficiency values is observed, ranging from 68 to 80%, with a more pronounced drop-off towards high $|\eta|$. Most affected by the inefficiency in the forward region is the tight working point, for which the efficiency ranges from 42 to 60%. For all working points, the efficiency is very well modeled in simulation in the central region of the detector and is overestimated in simulation with respect to data in the

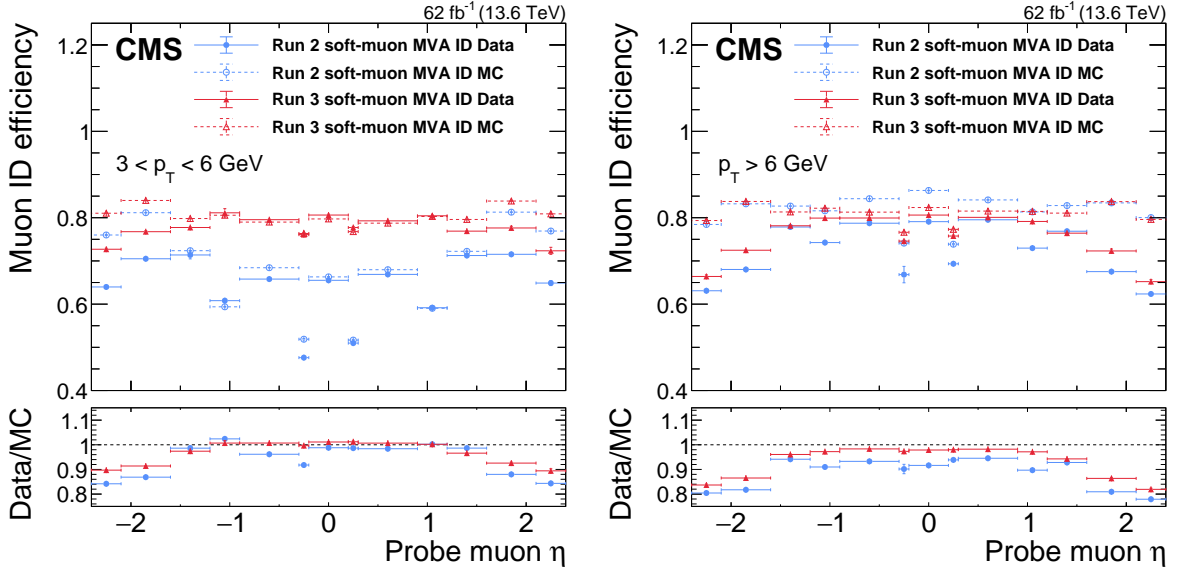


Figure 6: Efficiencies of the Run 2 (blue) and Run 3 (red) soft-muon MVA as functions of muon η for muons with $3 < p_T < 6$ GeV (left) and $p_T > 6$ GeV (right). For the Run 3 soft-muon MVA, the medium working point is used. The vertical bars indicate the total uncertainty including statistical and systematic uncertainties.

forward region because of issues with the readout of the CSC detectors, as discussed above.

6.2 Background rate

The rate at which background muons pass the different working points of the Run 3 soft-muon MVA is measured separately in data and simulation for muons from π and K meson decays.

6.2.1 Background rate for $\pi \rightarrow \mu\nu$ decays

A sample of K_S^0 meson decays into a pair of charged pions is used to evaluate the probability of a muon from a π meson decay to pass the Run 3 soft-muon MVA. The events are collected using a single-electron trigger requiring $p_T > 30$ GeV so as to not bias the measurement with the trigger selection. The π mesons are reconstructed as charged particle tracks in the CMS detector that are required to have $p_T > 4$ (1) GeV for the π meson with the higher (lower) p_T and $|\eta| < 2.4$. The invariant mass of the K_S^0 candidate is required to be between 0.45 and 0.55 GeV. The π tracks are fitted to a common vertex and the decay length of the K_S^0 divided by its uncertainty is required to be larger than 3 and the probability of the two tracks to originate from the same vertex must be larger than 0.001. The χ^2 divided by the degrees of freedom of the common vertex fit is required to be less than 3. The cosine of the angle between the momentum direction of the K_S^0 candidate and the vector from the beam spot to the decay vertex in the transverse plane is required to be greater than 0.999. The three-dimensional impact parameter significance, defined as the value of the impact parameter divided by its uncertainty, of the K_S^0 candidate with respect to the primary vertex is required to be less than 3 and the two-dimensional impact parameter significance of each pion track with respect to the beam spot is required to be greater than 5. All pion and muon tracks are required to pass the “high purity” flag. This is one of the input variables of the Run 3 soft-muon MVA, but the effect of including it in the selection for the background rate measurement is negligible.

We distinguish the cases of all $K_S^0 \rightarrow \pi^+\pi^-$ and those where one pion decays to a muon that passes a working point of the soft-muon MVA ($K_S^0 \rightarrow \mu\nu\pi$). The background rate is defined

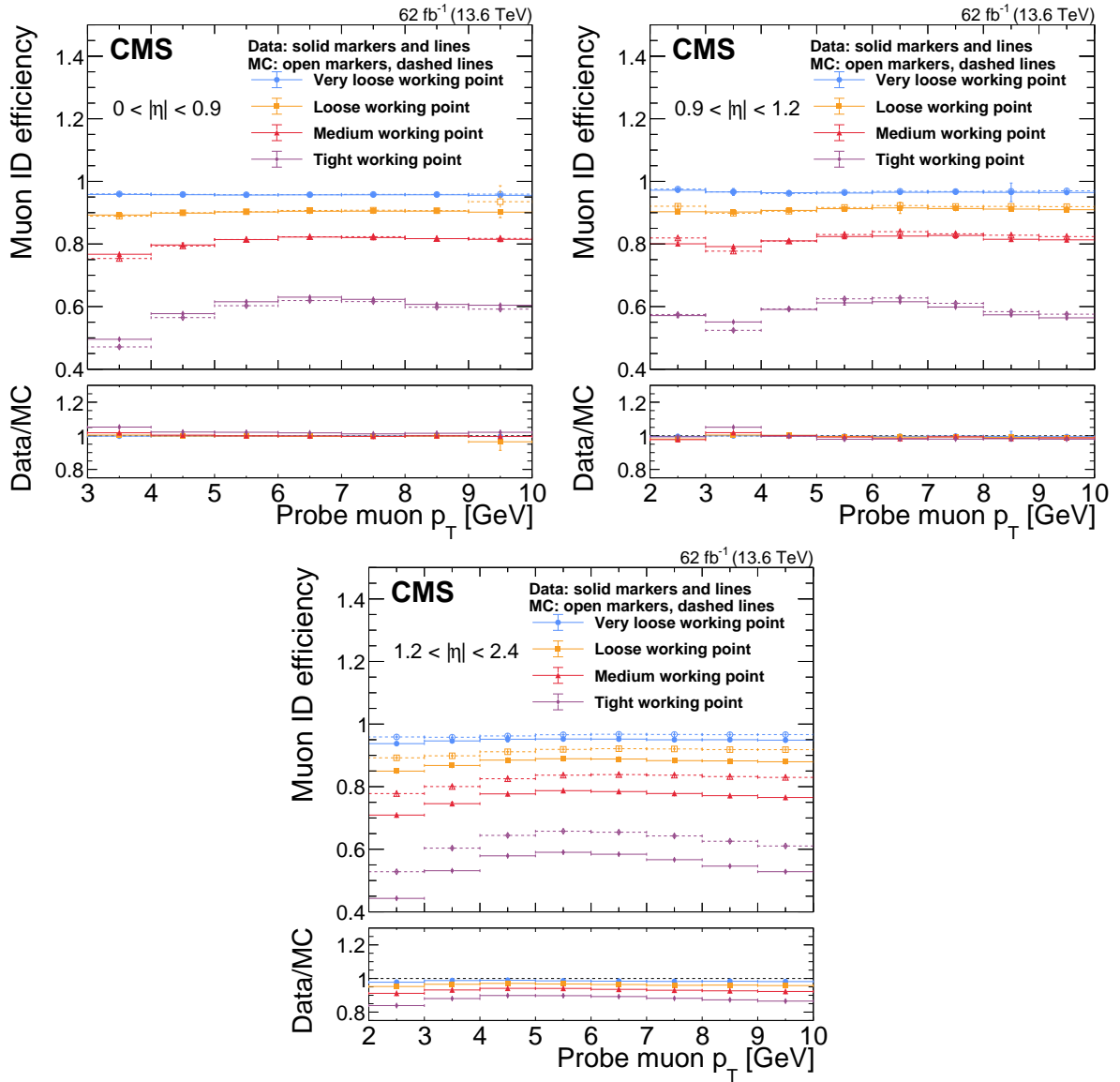


Figure 7: Efficiencies of the different working points of the Run 3 soft-muon MVA as functions of muon p_T for muon $0 < |\eta| < 0.9$ (upper left), $0.9 < |\eta| < 1.2$ (upper right), $1.2 < |\eta| < 2.4$ (lower). The vertical bars indicate the total uncertainty including statistical and systematic uncertainties.

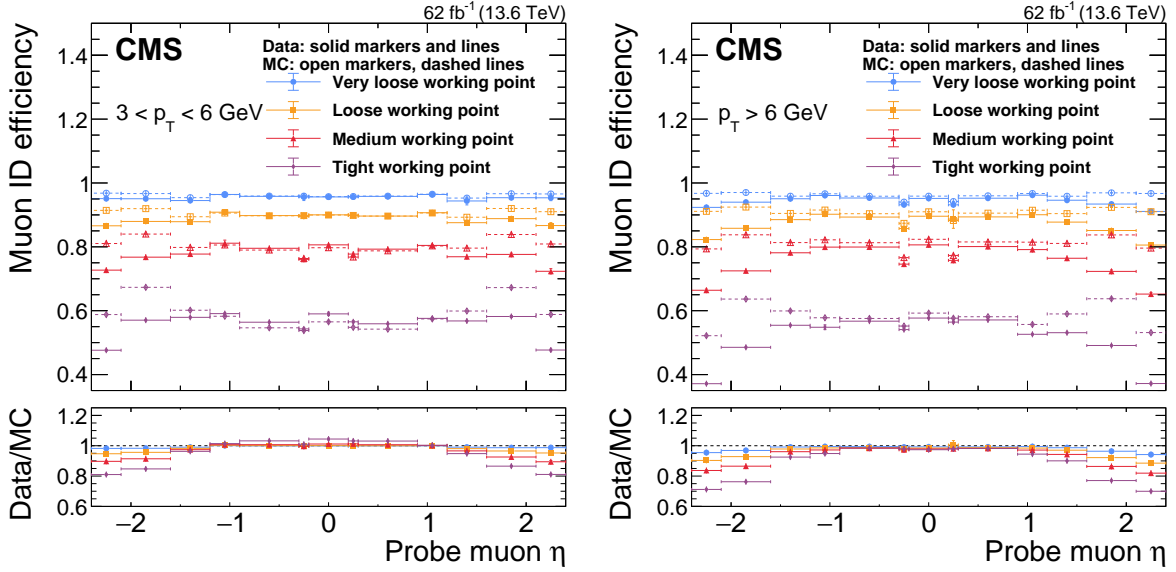


Figure 8: Efficiencies of different working points of the Run 3 soft-muon MVA as functions of muon η for muons with $3 < p_T < 6$ GeV (left) and $p_T > 6$ GeV (right). The vertical bars indicate the total uncertainty including statistical and systematic uncertainties.

as the ratio of $K_S^0 \rightarrow \mu\nu\pi$ decays to the total number of $K_S^0 \rightarrow \pi^+\pi^-$ decays. To extract the yield of K_S^0 candidates in the two categories, the distribution of the invariant mass of the K_S^0 candidate is fitted in both cases with a probability density function that models the K_S^0 peak with a sum of Crystal Ball [38] and Gaussian functions with the same mean, and it uses second-order Bernstein polynomials to describe the combinatorial background. In the $K_S^0 \rightarrow \mu\nu\pi$ case, the shape of the K_S^0 peak is fixed to that fitted for $K_S^0 \rightarrow \pi^+\pi^-$ events in the bins with low event counts to ensure a stable result. The lifetime of the K_S^0 meson is significantly larger than that of b and c hadrons. Therefore, the background rate is measured as a function of the kaon decay length L_{xy} , defined as the distance between the beam spot and the kaon decay vertex in the transverse plane. The results, together with the background rate as a function of muon p_T are shown in Fig. 9. As muons in the central part of the detector are not able to reach the muon detectors if their p_T is very low, $p_T > 4$ GeV is required for the measurement as a function of L_{xy} , and $|\eta| > 1$ is required for the measurement as a function of p_T , for $p_T < 4$ GeV. The background rate is mostly stable as a function of both quantities, especially for the medium and tight working points. As designed, the background rate for the medium working point is very similar to that for the Run 2 soft-muon MVA, the latter being slightly lower overall. An exception to this is the bin below 4 GeV, where the Run 2 soft-muon MVA shows a significantly lower background rate. This matches the much lower efficiency observed in this p_T range compared to the Run 3 version. The background rate drops for all working points for $L_{xy} > 8$ cm. For the very loose and loose working points, the background rate is somewhat higher for very low muon p_T , while it is flatter for the medium and tight working points. No dependence of the background rate on the evolving detector conditions during 2022 and 2023 is observed within the statistical uncertainties of the measurement. The same holds for the background rate for $K \rightarrow \mu\nu$ decays described below.

6.2.2 Background rate for $K \rightarrow \mu\nu$ decays

The background rate for K mesons is measured similarly to that for π mesons using $\phi \rightarrow KK$ decays. Events are again required to have passed the single-electron trigger with $p_T > 30$ GeV. The K candidates are reconstructed as charged particle tracks that are required to have $p_T >$

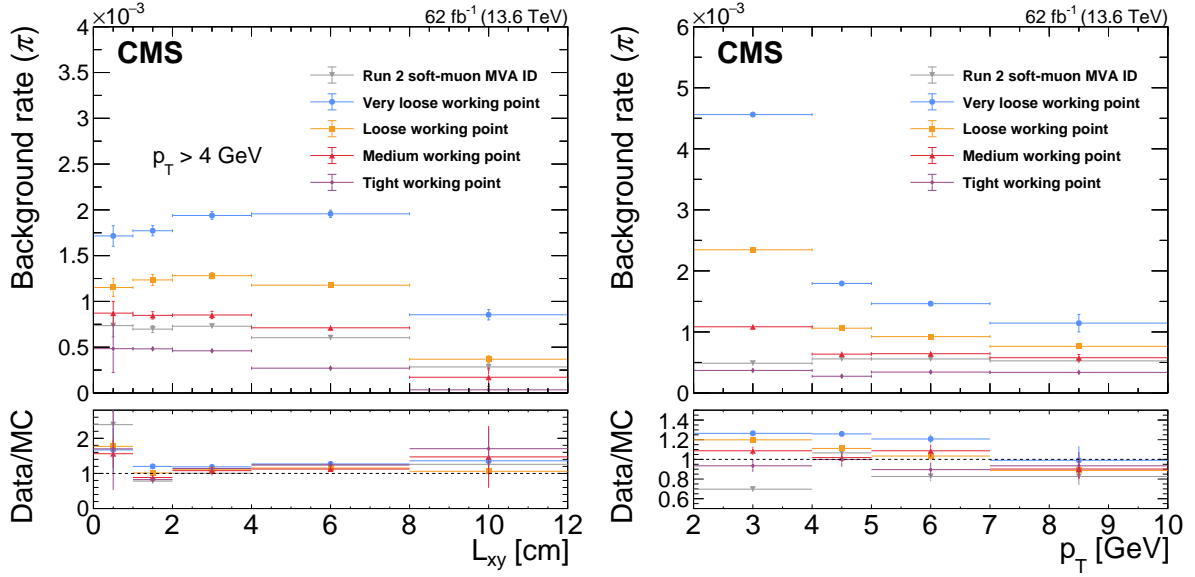


Figure 9: Background rates for muons from pions of different working points of the Run 3 soft-muon MVA for 2022–2023 data and simulation as a function of pion decay length (L_{xy}) measured in cm (left) and muon p_T (right). The muon $p_T > 4$ GeV is required in the L_{xy} plot, whereas the misidentification rate of muons $2 < p_T < 4$ GeV is measured only for $|\eta| > 1$ since central muons in this p_T range do not reach the muon detector. The vertical bars indicate the statistical uncertainty.

4 (3) GeV for the K meson with the higher (lower) p_T and $|\eta| < 2.4$, and the ϕ candidate is required to fulfill $1.00 < m_\phi < 1.04$ GeV. The probability of the two kaons to originate from the same vertex is required to be greater than 0.3. The three-dimensional impact parameter of the ϕ candidate with respect to the primary vertex is required to be less than 1 cm. The distance of the closest approach between the two kaon tracks is required to be less than 0.004 cm.

A similar fit procedure as for the π case is performed to extract the $\phi \rightarrow KK$ and $\phi \rightarrow \mu\nu K$ signal yields on top of a large combinatorial background. In this case, the signal peak is modeled with a Voigtian function, while the background is again modeled with a second-order Bernstein polynomial. Again, the shape of the signal peak in the $\phi \rightarrow \mu\nu K$ case is fixed to that obtained in the $\phi \rightarrow KK$ case. The kaons that decay into muons in flight tend to have much smaller decay lengths than those of pions. Therefore, the background rate is measured only as a function of muon p_T , as shown in Fig. 10. As before, $|\eta| > 1$ is required for $2 < p_T < 4$ GeV. In this case, all working points exhibit a downward trend for the background rate with increasing muon p_T .

7 Summary

A multivariate (MVA) classifier based on gradient-boosted decision trees has been developed for the selection of soft muons from the decay of heavy-flavor hadrons and various rare decays for transverse muon momenta p_T below 10 GeV. It is optimized for the analysis of data recorded by the CMS experiment during Run 3 of the LHC. The classifier was trained to separate these muons from background muons from pion and kaon decays. The training uses muons that pass a looser selection in a larger phase space, compared with the training of a similar classifier used in the analysis of Run 2 data, thus increasing the sensitivity to the processes outlined above. The new training also takes into account a larger set of input features and uses input samples

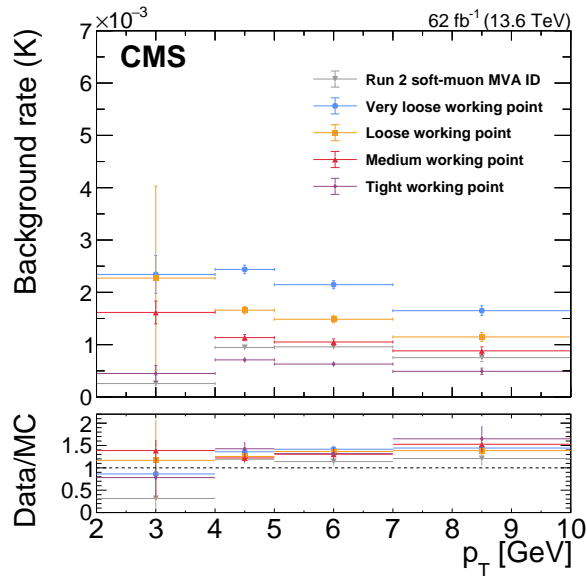


Figure 10: Background rates for muons from kaons of different working points of the Run 3 soft-muon MVA for 2022–2023 data and simulation as a function of muon p_T . The misidentification rate of muons $2 < p_T < 4$ GeV is measured only for $|\eta| > 1$ since central muons in this p_T range do not reach the muon detector. The vertical bars indicate the statistical uncertainty.

matching the beam and detector conditions in Run 3. Consequently, the new Run 3 soft-muon MVA offers significantly improved selection efficiency for the same background rejection as the Run 2 version in both simulated samples and collision data recorded in 2022 and 2023. This improvement is most apparent for muons with $p_T < 4$ GeV and muons reconstructed in the forward direction of the CMS detector, which were not included in the training of the Run 2 version of the classifier. The efficiency and background rate of the Run 3 soft-muon MVA measured in collision data is generally well described by the CMS simulation, with some significant differences observed for forward muons, especially for strict selections on the MVA score, which can be corrected at the analysis level.

Acknowledgments

We congratulate our colleagues in the CERN accelerator departments for the excellent performance of the LHC and thank the technical and administrative staffs at CERN and at other CMS institutes for their contributions to the success of the CMS effort. In addition, we gratefully acknowledge the computing centers and personnel of the Worldwide LHC Computing Grid and other centers for delivering so effectively the computing infrastructure essential to our analyses. Finally, we acknowledge the enduring support for the construction and operation of the LHC, the CMS detector, and the supporting computing infrastructure provided by the following funding agencies: SC (Armenia), BMBWF and FWF (Austria); FNRS and FWO (Belgium); CNPq, CAPES, FAPERJ, FAPERGS, and FAPESP (Brazil); MES and BNSF (Bulgaria); CERN; CAS, MoST, and NSFC (China); MINCIENCIAS (Colombia); MSES and CSF (Croatia); RIF (Cyprus); SENESCYT (Ecuador); ERC PRG, RVTT3 and MoER TK202 (Estonia); Academy of Finland, MEC, and HIP (Finland); CEA and CNRS/IN2P3 (France); SRNSF (Georgia); BMBF, DFG, and HGF (Germany); GSRI (Greece); NKFIH (Hungary); DAE and DST (India); IPM (Iran); SFI (Ireland); INFN (Italy); MSIP and NRF (Republic of Korea); MES (Latvia); LMTLT (Lithuania); MOE and UM (Malaysia); BUAP, CINVESTAV, CONACYT, LNS, SEP, and UASLP-FAI (Mexico); MOS (Montenegro); MBIE (New Zealand); PAEC (Pakistan); MES and

NSC (Poland); FCT (Portugal); MESTD (Serbia); MCIN/AEI and PCTI (Spain); MOSTR (Sri Lanka); Swiss Funding Agencies (Switzerland); MST (Taipei); MHESI and NSTDA (Thailand); TUBITAK and TENMAK (Turkey); NASU (Ukraine); STFC (United Kingdom); DOE and NSF (USA).

Individuals have received support from the Marie-Curie program and the European Research Council and Horizon 2020 Grant, contract Nos. 675440, 724704, 752730, 758316, 765710, 824093, 101115353, 101002207, and COST Action CA16108 (European Union); the Leventis Foundation; the Alfred P. Sloan Foundation; the Alexander von Humboldt Foundation; the Science Committee, project no. 22rl-037 (Armenia); the Belgian Federal Science Policy Office; the Fonds pour la Formation à la Recherche dans l'Industrie et dans l'Agriculture (FRIA-Belgium); the F.R.S.-FNRS and FWO (Belgium) under the "Excellence of Science – EOS" – be.h project n. 30820817; the Beijing Municipal Science & Technology Commission, No. Z191100007219010 and Fundamental Research Funds for the Central Universities (China); the Ministry of Education, Youth and Sports (MEYS) of the Czech Republic; the Shota Rustaveli National Science Foundation, grant FR-22-985 (Georgia); the Deutsche Forschungsgemeinschaft (DFG), among others, under Germany's Excellence Strategy – EXC 2121 "Quantum Universe" – 390833306, and under project number 400140256 - GRK2497; the Hellenic Foundation for Research and Innovation (HFRI), Project Number 2288 (Greece); the Hungarian Academy of Sciences, the New National Excellence Program - ÚNKP, the NKFIH research grants K 131991, K 133046, K 138136, K 143460, K 143477, K 146913, K 146914, K 147048, 2020-2.2.1-ED-2021-00181, TKP2021-NKTA-64, and 2021-4.1.2-NEMZ.KI-2024-00036 (Hungary); the Council of Science and Industrial Research, India; ICSC – National Research Center for High Performance Computing, Big Data and Quantum Computing and FAIR – Future Artificial Intelligence Research, funded by the NextGenerationEU program (Italy); the Latvian Council of Science; the Ministry of Education and Science, project no. 2022/WK/14, and the National Science Center, contracts Opus 2021/41/B/ST2/01369 and 2021/43/B/ST2/01552 (Poland); the Fundação para a Ciência e a Tecnologia, grant CEECIND/01334/2018 (Portugal); the National Priorities Research Program by Qatar National Research Fund; MCIN/AEI/10.13039/501100011033, ERDF "a way of making Europe", and the Programa Estatal de Fomento de la Investigación Científica y Técnica de Excelencia María de Maeztu, grant MDM-2017-0765 and Programa Severo Ochoa del Principado de Asturias (Spain); the Chulalongkorn Academic into Its 2nd Century Project Advancement Project, and the National Science, Research and Innovation Fund via the Program Management Unit for Human Resources & Institutional Development, Research and Innovation, grant B39G670016 (Thailand); the Kavli Foundation; the Nvidia Corporation; the SuperMicro Corporation; the Welch Foundation, contract C-1845; and the Weston Havens Foundation (USA).

References

- [1] CMS Collaboration, "Measurement of properties of $B_s^0 \rightarrow \mu^+ \mu^-$ decays and search for $B^0 \rightarrow \mu^+ \mu^-$ with the CMS experiment", *JHEP* **04** (2020) 188, doi:10.1007/JHEP04(2020)188, arXiv:1910.12127.
- [2] CMS Collaboration, "Measurement of the $B_s^0 \rightarrow \mu^+ \mu^-$ decay properties and search for the $B^0 \rightarrow \mu^+ \mu^-$ decay in proton-proton collisions at $\sqrt{s} = 13$ TeV", *Phys. Lett. B* **842** (2023) 137955, doi:10.1016/j.physletb.2023.137955, arXiv:2212.10311.
- [3] CMS Collaboration, "Search for the lepton flavor violating $\tau \rightarrow 3\mu$ decay in proton-proton collisions at $\sqrt{s} = 13$ TeV", *Phys. Lett. B* **853** (2024) 138633,

- doi:10.1016/j.physletb.2024.138633, arXiv:2312.02371.
- [4] W. J. Marciano, T. Mori, and J. M. Roney, “Charged lepton flavor violation experiments”, *Ann. Rev. Nucl. Part. Sci.* **58** (2008) 315, doi:10.1146/annurev.nucl.58.110707.171126.
- [5] M. Raidal et al., “Flavour physics of leptons and dipole moments”, *Eur. Phys. J. C* **57** (2008) 13, doi:10.1140/epjc/s10052-008-0715-2, arXiv:0801.1826.
- [6] E. Arganda and M. J. Herrero, “Testing supersymmetry with lepton flavor violating τ and μ decays”, *Phys. Rev. D* **73** (2006) 055003, doi:10.1103/PhysRevD.73.055003, arXiv:hep-ph/0510405.
- [7] CMS Collaboration, “Performance of CMS muon reconstruction in pp collision events at $\sqrt{s} = 7$ TeV”, *JINST* **7** (2012) P10002, doi:10.1088/1748-0221/7/10/P10002, arXiv:1206.4071.
- [8] CMS Collaboration, “Performance of the CMS muon detector and muon reconstruction with proton-proton collisions at $\sqrt{s} = 13$ TeV”, *JINST* **13** (2018) P06015, doi:10.1088/1748-0221/13/06/P06015, arXiv:1804.04528.
- [9] J. Therhaag, “TMVA toolkit for multivariate data analysis in ROOT”, *PoS ICHEP2010* (2010) 510, doi:10.22323/1.120.0510.
- [10] CMS Collaboration, “The CMS experiment at the CERN LHC”, *JINST* **3** (2008) S08004, doi:10.1088/1748-0221/3/08/S08004.
- [11] CMS Collaboration, “Development of the CMS detector for the CERN LHC Run 3”, *JINST* **19** (2024) P05064, doi:10.1088/1748-0221/19/05/P05064, arXiv:2309.05466.
- [12] Tracker Group of the CMS Collaboration, “The CMS phase-1 pixel detector upgrade”, *JINST* **16** (2021) P02027, doi:10.1088/1748-0221/16/02/P02027, arXiv:2012.14304.
- [13] CMS Collaboration, “Offline luminosity measurement for the 2022 pp collisions at 13.6 TeV data set at CMS”, CMS Physics Analysis Summary CMS-PAS-LUM-22-001, 2024.
- [14] CMS Collaboration, “Track impact parameter resolution for the full pseudo rapidity coverage in the 2017 dataset with the CMS phase-1 pixel detector”, CMS Detector Performance Summary CMS-DP-2020-049, 2020.
- [15] CMS Collaboration, “Performance of the CMS Level-1 trigger in proton-proton collisions at $\sqrt{s} = 13$ TeV”, *JINST* **15** (2020) P10017, doi:10.1088/1748-0221/15/10/P10017, arXiv:2006.10165.
- [16] CMS Collaboration, “The CMS trigger system”, *JINST* **12** (2017) P01020, doi:10.1088/1748-0221/12/01/P01020, arXiv:1609.02366.
- [17] CMS Collaboration, “Performance of the CMS muon trigger system in proton-proton collisions at $\sqrt{s} = 13$ TeV”, *JINST* **16** (2021) P07001, doi:10.1088/1748-0221/16/07/P07001, arXiv:2102.04790.
- [18] R. Frühwirth, “Application of Kalman filtering to track and vertex fitting”, *Nucl. Instrum. Meth. A* **262** (1987) 444, doi:10.1016/0168-9002(87)90887-4.

-
- [19] CMS Collaboration, “Description and performance of track and primary-vertex reconstruction with the CMS tracker”, *JINST* **9** (2014) P10009, doi:10.1088/1748-0221/9/10/P10009, arXiv:1405.6569.
- [20] R. E. Schapire, “Explaining adaboost”, in *Empirical Inference: Festschrift in Honor of Vladimir N. Vapnik*, p. 37. Springer, 2013. doi:10.1007/978-3-642-41136-6_5.
- [21] CMS Collaboration, “Muon identification using multivariate techniques in the CMS experiment in proton-proton collisions at $\sqrt{s} = 13$ TeV”, *JINST* **19** (2024) P02031, doi:10.1088/1748-0221/19/02/P02031, arXiv:2310.03844.
- [22] T. Sjöstrand et al., “An introduction to PYTHIA 8.2”, *Comput. Phys. Commun.* **191** (2015) 159, doi:10.1016/j.cpc.2015.01.024, arXiv:1410.3012.
- [23] J. Alwall et al., “The automated computation of tree-level and next-to-leading order differential cross sections, and their matching to parton shower simulations”, *JHEP* **07** (2014) 079, doi:10.1007/JHEP07(2014)079, arXiv:1405.0301.
- [24] J. Alwall et al., “Comparative study of various algorithms for the merging of parton showers and matrix elements in hadronic collisions”, *Eur. Phys. J. C* **53** (2008) 473, doi:10.1140/epjc/s10052-007-0490-5, arXiv:0706.2569.
- [25] R. Frederix and S. Frixione, “Merging meets matching in MC@NLO”, *JHEP* **12** (2012) 061, doi:10.1007/JHEP12(2012)061, arXiv:1209.6215.
- [26] S. Alioli, P. Nason, C. Oleari, and E. Re, “A general framework for implementing NLO calculations in shower Monte Carlo programs: The POWHEG BOX”, *JHEP* **06** (2010) 043, doi:10.1007/JHEP06(2010)043, arXiv:1002.2581.
- [27] S. Frixione, P. Nason, and C. Oleari, “Matching NLO QCD computations with parton shower simulations: the POWHEG method”, *JHEP* **11** (2007) 070, doi:10.1088/1126-6708/2007/11/070, arXiv:0709.2092.
- [28] P. Nason, “A new method for combining NLO QCD with shower Monte Carlo algorithms”, *JHEP* **11** (2004) 040, doi:10.1088/1126-6708/2004/11/040, arXiv:hep-ph/0409146.
- [29] P. F. Monni et al., “MiNNLO_{PS}: A new method to match NNLO QCD to parton showers”, *JHEP* **05** (2020) 143, doi:10.1007/JHEP05(2020)143, arXiv:1908.06987. [Erratum: doi:10.1007/JHEP02(2022)031].
- [30] NNPDF Collaboration, “Parton distributions from high-precision collider data”, *Eur. Phys. J. C* **77** (2017) 663, doi:10.1140/epjc/s10052-017-5199-5, arXiv:1706.00428.
- [31] CMS Collaboration, “Extraction and validation of a new set of CMS PYTHIA 8 tunes from underlying-event measurements”, *Eur. Phys. J. C* **80** (2020) 4, doi:10.1140/epjc/s10052-019-7499-4, arXiv:1903.12179.
- [32] GEANT4 Collaboration, “GEANT4—a simulation toolkit”, *Nucl. Instrum. Meth. A* **506** (2003) 250, doi:10.1016/S0168-9002(03)01368-8.
- [33] J. H. Friedman, “Greedy function approximation: A gradient boosting machine”, *Ann. Stat.* **29** (2001) 1189, doi:10.1214/aos/1013203451.



















- [34] T. Chen and C. Guestrin, "XGBoost: A scalable tree boosting system", in *Proc. 22nd ACM SIGKDD Int. Conf. on Knowledge Discovery and Data Mining, KDD '16*, p. 785. 2016.
doi:10.1145/2939672.2939785.
- [35] F. Pedregosa et al., "Scikit-learn: Machine learning in Python", *JMLR* **12** (2011) 2825,
doi:10.48550/arXiv.1201.0490, arXiv:1201.0490.
- [36] CMS Collaboration, "Measurements of inclusive W and Z cross sections in pp collisions at $\sqrt{s} = 7$ TeV", *JHEP* **01** (2011) 080, doi:10.1007/JHEP01(2011)080,
arXiv:1012.2466.
- [37] CMS Collaboration, "Technical proposal for the Phase-II upgrade of the Compact Muon Solenoid", CMS Technical Proposal CERN-LHCC-2015-010, CMS-TDR-15-02, 2015.
- [38] M. J. Oreglia, "A study of the reactions $\psi' \rightarrow \gamma\gamma\psi$ ". PhD thesis, Stanford University, 1980. SLAC Report SLAC-R-236, see Appendix D.

A The CMS Collaboration

Yerevan Physics Institute, Yerevan, Armenia

V. Chekhovsky, A. Hayrapetyan, V. Makarenko , A. Tumasyan¹ 














Institut für Hochenergiephysik, Vienna, Austria

W. Adam , J.W. Andrejkovic, L. Benato , T. Bergauer , S. Chatterjee , K. Damanakis , M. Dragicevic , P.S. Hussain , M. Jeitler² , N. Krammer , A. Li , D. Liko , I. Mikulec , J. Schieck² , R. Schöfbeck² , D. Schwarz , M. Sonawane , W. Waltenberger , C.-E. Wulz² 














Universiteit Antwerpen, Antwerpen, Belgium

T. Janssen , H. Kwon , T. Van Laer, P. Van Mechelen 












Vrije Universiteit Brussel, Brussel, Belgium

N. Breugelmans, J. D'Hondt , S. Dansana , A. De Moor , M. Delcourt , F. Heyen, Y. Hong , S. Lowette , I. Makarenko , D. Müller , S. Tavernier , M. Tytgat³ , G.P. Van Onsem , S. Van Putte , D. Vannerom 














Université Libre de Bruxelles, Bruxelles, Belgium

B. Bilin , B. Clerbaux , A.K. Das, I. De Bruyn , G. De Lentdecker , H. Evard , L. Favart , P. Gianneios , A. Khalilzadeh, F.A. Khan , A. Malara , M.A. Shahzad, L. Thomas , M. Vanden Bemden , C. Vander Velde , P. Vanlaer 










Ghent University, Ghent, Belgium

M. De Coen , D. Dobur , G. Gokbulut , J. Knolle , L. Lambrecht , D. Marckx , K. Skovpen , N. Van Den Bossche , J. van der Linden , J. Vandenbroeck , L. Wezenbeek 



















Université Catholique de Louvain, Louvain-la-Neuve, Belgium

S. Bein , A. Benecke , A. Bethani , G. Bruno , C. Caputo , J. De Favereau De Jeneret , C. Delaere , I.S. Donertas , A. Giammanco , A.O. Guzel , Sa. Jain , V. Lemaitre, J. Lidrych , P. Mastrapasqua , T.T. Tran , S. Turkcapar 










Centro Brasileiro de Pesquisas Físicas, Rio de Janeiro, Brazil

G.A. Alves , E. Coelho , G. Correia Silva , C. Hensel , T. Menezes De Oliveira , C. Mora Herrera⁴ , P. Rebello Teles , M. Soeiro, E.J. Tonelli Manganote⁵ , A. Vilela Pereira⁴ 

Universidade do Estado do Rio de Janeiro, Rio de Janeiro, Brazil

W.L. Aldá Júnior , M. Barroso Ferreira Filho , H. Brandao Malbouisson , W. Carvalho , J. Chinellato⁶, E.M. Da Costa , G.G. Da Silveira⁷ , D. De Jesus Damiao , S. Fonseca De Souza , R. Gomes De Souza, T. Laux Kuhn⁷ , M. Macedo , J. Martins , K. Mota Amarilo , L. Mundim , H. Nogima , J.P. Pinheiro , A. Santoro , A. Sznajder , M. Thiel 

Universidade Estadual Paulista, Universidade Federal do ABC, São Paulo, Brazil

C.A. Bernardes⁷ , L. Calligaris , T.R. Fernandez Perez Tomei , E.M. Gregores , I. Maitto Silverio , P.G. Mercadante , S.F. Novaes , B. Orzari , Sandra S. Padula , V. Scheurer



Institute for Nuclear Research and Nuclear Energy, Bulgarian Academy of Sciences, Sofia, Bulgaria

A. Aleksandrov , G. Antchev , R. Hadjiiska , P. Iaydjiev , M. Misheva , M. Shopova , G. Sultanov 




University of Sofia, Sofia, Bulgaria

A. Dimitrov , L. Litov , B. Pavlov , P. Petkov , A. Petrov , E. Shumka 

Instituto De Alta Investigación, Universidad de Tarapacá, Casilla 7 D, Arica, Chile

S. Keshri , D. Laroze , S. Thakur 












Beihang University, Beijing, China

T. Cheng , T. Javaid , L. Yuan 













Department of Physics, Tsinghua University, Beijing, China

Z. Hu , Z. Liang, J. Liu

Institute of High Energy Physics, Beijing, China

G.M. Chen⁸ , H.S. Chen⁸ , M. Chen⁸ , F. Iemmi , C.H. Jiang, A. Kapoor⁹ , H. Liao , Z.-A. Liu¹⁰ , R. Sharma¹¹ , J.N. Song¹⁰, J. Tao , C. Wang⁸, J. Wang , Z. Wang⁸, H. Zhang , J. Zhao 


State Key Laboratory of Nuclear Physics and Technology, Peking University, Beijing, China

A. Agapitos , Y. Ban , A. Carvalho Antunes De Oliveira , S. Deng , B. Guo, C. Jiang , A. Levin , C. Li , Q. Li , Y. Mao, S. Qian, S.J. Qian , X. Qin, X. Sun , D. Wang , H. Yang, Y. Zhao, C. Zhou 

Guangdong Provincial Key Laboratory of Nuclear Science and Guangdong-Hong Kong Joint Laboratory of Quantum Matter, South China Normal University, Guangzhou, China

S. Yang 




Sun Yat-Sen University, Guangzhou, China

Z. You 

University of Science and Technology of China, Hefei, China

K. Jaffel , N. Lu 

Nanjing Normal University, Nanjing, China

G. Bauer¹², B. Li¹³, H. Wang , K. Yi¹⁴ , J. Zhang 

Institute of Modern Physics and Key Laboratory of Nuclear Physics and Ion-beam Application (MOE) - Fudan University, Shanghai, China

Y. Li

Zhejiang University, Hangzhou, Zhejiang, China

Z. Lin , C. Lu , M. Xiao 





Universidad de Los Andes, Bogota, Colombia

C. Avila , D.A. Barbosa Trujillo, A. Cabrera , C. Florez , J. Fraga , J.A. Reyes Vega




Universidad de Antioquia, Medellin, Colombia

J. Jaramillo , C. Rendón , M. Rodriguez , A.A. Ruales Barbosa , J.D. Ruiz Alvarez 

University of Split, Faculty of Electrical Engineering, Mechanical Engineering and Naval Architecture, Split, Croatia

D. Giljanovic , N. Godinovic , D. Lelas , A. Sculac 

University of Split, Faculty of Science, Split, Croatia

M. Kovac , A. Petkovic , T. Sculac 

Institute Rudjer Boskovic, Zagreb, Croatia




P. Bargassa , V. Brigljevic , B.K. Chitroda , D. Ferencek , K. Jakovcic, A. Starodumov¹⁵ 

T. Susa 

University of Cyprus, Nicosia, Cyprus

A. Attikis , K. Christoforou , A. Hadjiagapiou, C. Leonidou , J. Mousa , C. Nicolaou, L. Paizanos, F. Ptochos , P.A. Razis , H. Rykaczewski, H. Saka , A. Stepennov 


Charles University, Prague, Czech Republic

M. Finger , M. Finger Jr. , A. Kveton 

Escuela Politecnica Nacional, Quito, Ecuador

E. Ayala 

Universidad San Francisco de Quito, Quito, Ecuador

E. Carrera Jarrin 








Academy of Scientific Research and Technology of the Arab Republic of Egypt, Egyptian Network of High Energy Physics, Cairo, Egypt

H. Abdalla¹⁶ , R. Aly¹⁷ , Y. Assran^{18,19}

Center for High Energy Physics (CHEP-FU), Fayoum University, El-Fayoum, Egypt

M. Abdullah Al-Mashad , M.A. Mahmoud 













National Institute of Chemical Physics and Biophysics, Tallinn, Estonia

K. Ehataht , M. Kadastik, T. Lange , C. Nielsen , J. Pata , M. Raidal , L. Tani , C. Veelken 

Department of Physics, University of Helsinki, Helsinki, Finland

K. Osterberg , M. Voutilainen 



















Helsinki Institute of Physics, Helsinki, Finland

N. Bin Norjoharuddeen , E. Brücken , F. Garcia , P. Inkaew , K.T.S. Kallonen , T. Lampén , K. Lassila-Perini , S. Lehti , T. Lindén , M. Myllymäki , M.m. Rantanen , J. Tuominiemi 





























Lappeenranta-Lahti University of Technology, Lappeenranta, Finland

H. Kirschenmann , P. Luukka , H. Petrow 

















IRFU, CEA, Université Paris-Saclay, Gif-sur-Yvette, France

M. Besancon , F. Couderc , M. Dejardin , D. Denegri, J.L. Faure, F. Ferri , S. Ganjour , P. Gras , G. Hamel de Monchenault , M. Kumar , V. Lohezic , J. Malcles , F. Orlandi , L. Portales , A. Rosowsky , M.Ö. Sahin , A. Savoy-Navarro²⁰ , P. Simkina , M. Titov , M. Tornago 

Laboratoire Leprince-Ringuet, CNRS/IN2P3, Ecole Polytechnique, Institut Polytechnique de Paris, Palaiseau, France

F. Beaudette , G. Boldrini , P. Busson , A. Cappati , C. Charlot , M. Chiusi , T.D. Cuisset , F. Damas , O. Davignon , A. De Wit , I.T. Ehle , B.A. Fontana Santos Alves , S. Ghosh , A. Gilbert , R. Granier de Cassagnac , B. Harikrishnan , L. Kalipoliti , G. Liu , M. Manoni, M. Nguyen , S. Obraztsov , C. Ochando , R. Salerno , J.B. Sauvan , Y. Sirois , G. Sokmen, L. Urda Gómez , E. Vernazza , A. Zabi , A. Zghiche 



















Université de Strasbourg, CNRS, IPHC UMR 7178, Strasbourg, France

J.-L. Agram²¹ , J. Andrea , D. Bloch , J.-M. Brom , E.C. Chabert , C. Collard , S. Falke , U. Goerlach , R. Haeberle , A.-C. Le Bihan , M. Meena , O. Poncet , G. Saha , M.A. Sessini , P. Van Hove , P. Vaucelle 

Centre de Calcul de l'Institut National de Physique Nucleaire et de Physique des Particules, CNRS/IN2P3, Villeurbanne, France

A. Di Florio 

Institut de Physique des 2 Infinis de Lyon (IP2I), Villeurbanne, France

D. Amram, S. Beauceron , B. Blancon , G. Boudoul , N. Chanon , D. Contardo , P. Depasse , C. Dozen²² , H. El Mamouni, J. Fay , S. Gascon , M. Gouzevitch , C. Greenberg , G. Grenier , B. Ille , E. Jourdhuy, I.B. Laktineh, M. Lethuillier , L. Mirabito, S. Perries, A. Purohit , M. Vander Donckt , P. Verdier , J. Xiao 


























Georgian Technical University, Tbilisi, Georgia

I. Lomidze , T. Toriashvili²³ , Z. Tsamalaidze¹⁵ 









RWTH Aachen University, I. Physikalisches Institut, Aachen, Germany

V. Botta , S. Consuegra Rodríguez , L. Feld , K. Klein , M. Lipinski , D. Meuser , A. Pauls , D. Pérez Adán , N. Röwert , M. Teroerde 


RWTH Aachen University, III. Physikalisches Institut A, Aachen, Germany

S. Diekmann , A. Dodonova , N. Eich , D. Eliseev , F. Engelke , J. Erdmann , M. Erdmann , B. Fischer , T. Hebbeker , K. Hoepfner , F. Ivone , A. Jung , M.y. Lee , F. Mausolf , M. Merschmeyer , A. Meyer , F. Nowotny, A. Pozdnyakov , Y. Rath, W. Redjeb , F. Rehm, H. Reithler , V. Sarkisovi , A. Schmidt , C. Seth, A. Sharma , J.L. Spah , F. Torres Da Silva De Araujo²⁴ , S. Wiedenbeck , S. Zaleski






































RWTH Aachen University, III. Physikalisches Institut B, Aachen, Germany

C. Dziwok , G. Flügge , T. Kress , A. Nowack , O. Pooth , A. Stahl , T. Ziemons , A. Zotz 




























Deutsches Elektronen-Synchrotron, Hamburg, Germany

H. Aarup Petersen , M. Aldaya Martin , J. Alimena , S. Amoroso, Y. An , J. Bach , S. Baxter , M. Bayatmakou , H. Becerril Gonzalez , O. Behnke , A. Belvedere , F. Blekman²⁵ , K. Borras²⁶ , A. Campbell , A. Cardini , F. Colombina , M. De Silva , G. Eckerlin, D. Eckstein , L.I. Estevez Banos , E. Gallo²⁵ , A. Geiser , V. Guglielmi , M. Guthoff , A. Hinzmann , L. Jeppe , B. Kaech , M. Kasemann , C. Kleinwort , R. Kogler , M. Komm , D. Krücker , W. Lange, D. Leyva Pernia , K. Lipka²⁷ , W. Lohmann²⁸ , F. Lorkowski , R. Mankel , I.-A. Melzer-Pellmann , M. Mendizabal Morentin , A.B. Meyer , G. Milella , K. Moral Figueroa , A. Mussgiller , L.P. Nair , J. Niedziela , A. Nürnberg , J. Park , E. Ranken , A. Raspereza , D. Rastorguev , J. Rübenach, L. Rygaard, M. Scham^{29,26} , S. Schnake²⁶ , P. Schütze , C. Schwanenberger²⁵ , D. Selivanova , K. Sharko , M. Shchedrolosiev , D. Stafford , F. Vazzoler , A. Ventura Barroso , R. Walsh , D. Wang , Q. Wang , K. Wichmann, L. Wiens²⁶ , C. Wissing , Y. Yang , S. Zakharov, A. Zimmermann Castro Santos 




University of Hamburg, Hamburg, Germany

A. Albrecht , S. Albrecht , M. Antonello , S. Bollweg, M. Bonanomi , P. Connor , K. El Morabit , Y. Fischer , E. Garutti , A. Grohsjean , J. Haller , D. Hundhausen, H.R. Jabusch , G. Kasieczka , P. Keicher , R. Klanner , W. Korcari , T. Kramer , C.c. Kuo, V. Kutzner , F. Labe , J. Lange , A. Lobanov , C. Matthies , L. Moureaux , M. Mrowietz, A. Nigamova , Y. Nissan, A. Paasch , K.J. Pena Rodriguez , T. Quadfasel , B. Raciti , M. Rieger , D. Savoie , J. Schindler , P. Schleper , M. Schröder , J. Schwandt , M. Sommerhalder , H. Stadie , G. Steinbrück , A. Tews, B. Wiederspan, M. Wolf 








Karlsruher Institut fuer Technologie, Karlsruhe, Germany

S. Brommer , E. Butz , T. Chwalek , A. Dierlamm , G.G. Dincer , U. Elicabuk, N. Faltermann , M. Giffels , A. Gottmann , F. Hartmann³⁰ , R. Hofsaess , M. Horzela , U. Husemann , J. Kieseler , M. Klute , O. Lavoryk , J.M. Lawhorn , M. Link, A. Lintuluoto , S. Maier , M. Mormile , Th. Müller , M. Neukum, M. Oh , E. Pfeffer , M. Presilla , G. Quast , K. Rabbertz , B. Regnery , R. Schmieder, N. Shadskiy , I. Shvetsov , H.J. Simonis , L. Sowa, L. Stockmeier, K. Tauqeer, M. Toms , B. Topko , N. Trevisani , T. Voigtländer , R.F. Von Cube , J. Von Den Driesch, M. Wassmer , S. Wieland , F. Wittig, R. Wolf , X. Zuo

Institute of Nuclear and Particle Physics (INPP), NCSR Demokritos, Aghia Paraskevi, Greece

G. Anagnostou, G. Daskalakis , A. Kyriakis , A. Papadopoulos³⁰, A. Stakia 

National and Kapodistrian University of Athens, Athens, Greece

G. Melachroinos, Z. Painesis , I. Paraskevas , N. Saoulidou , K. Theofilatos , E. Tziaferi , K. Vellidis , I. Zisopoulos 






National Technical University of Athens, Athens, Greece

G. Bakas , T. Chatzistavrou, G. Karapostoli , K. Kousouris , I. Papakrivopoulos , E. Siamarkou, G. Tsipolitis 

University of Ioánnina, Ioánnina, Greece

I. Bestintzanos, I. Evangelou , C. Foudas, C. Kamtsikis, P. Katsoulis, P. Kokkas , P.G. Kosmoglou Kioseoglou , N. Manthos , I. Papadopoulos , J. Strologas 

HUN-REN Wigner Research Centre for Physics, Budapest, Hungary

C. Hajdu , D. Horvath^{31,32} , K. Márton, A.J. Rádl³³ , F. Sikler , V. Veszpremi 

MTA-ELTE Lendület CMS Particle and Nuclear Physics Group, Eötvös Loránd University, Budapest, Hungary

M. Csanád , K. Farkas , A. Fehérkuti³⁴ , M.M.A. Gadallah³⁵ , Á. Kadlecik , P. Major , G. Pásztor , G.I. Veres 




Faculty of Informatics, University of Debrecen, Debrecen, Hungary

B. Ujvari , G. Zilizi 













HUN-REN ATOMKI - Institute of Nuclear Research, Debrecen, Hungary

G. Bencze, S. Czellar, J. Molnar, Z. Szillasi

Karoly Robert Campus, MATE Institute of Technology, Gyongyos, Hungary

T. Csorgo³⁴ , F. Nemes³⁴ , T. Novak 

Panjab University, Chandigarh, India

S. Bansal , S.B. Beri, V. Bhatnagar , G. Chaudhary , S. Chauhan , N. Dhingra³⁶ , A. Kaur , A. Kaur , H. Kaur , M. Kaur , S. Kumar , T. Sheokand, J.B. Singh , A. Singla 

University of Delhi, Delhi, India

A. Bhardwaj , A. Chhetri , B.C. Choudhary , A. Kumar , A. Kumar , M. Naimuddin , K. Ranjan , M.K. Saini, S. Saumya 




















Indian Institute of Technology Kanpur, Kanpur, India

S. Mukherjee 

Saha Institute of Nuclear Physics, HBNI, Kolkata, India

S. Baradia , S. Barman³⁷ , S. Bhattacharya , S. Das Gupta, S. Dutta , S. Dutta, S. Sarkar












Indian Institute of Technology Madras, Madras, India

M.M. Ameen , P.K. Behera , S.C. Behera , S. Chatterjee , G. Dash , P. Jana , P. Kalbhor , S. Kamble , J.R. Komaragiri³⁸ , D. Kumar³⁸ , T. Mishra , B. Parida³⁹ , P.R. Pujahari , N.R. Saha , A.K. Sikdar , R.K. Singh , P. Verma , S. Verma , A. Vijay 

Tata Institute of Fundamental Research-A, Mumbai, India

S. Dugad, G.B. Mohanty , M. Shelake, P. Suryadevara











Tata Institute of Fundamental Research-B, Mumbai, India

A. Bala , S. Banerjee , S. Bhowmik⁴⁰ , R.M. Chatterjee, M. Guchait , Sh. Jain , A. Jaiswal, B.M. Joshi , S. Kumar , G. Majumder , K. Mazumdar , S. Parolia , A. Thachayath 




National Institute of Science Education and Research, An OCC of Homi Bhabha National Institute, Bhubaneswar, Odisha, India

S. Bahinipati⁴¹ , C. Kar , D. Maity⁴² , P. Mal , K. Naskar⁴² , A. Nayak⁴² , S. Nayak, K. Pal , P. Sadangi, S.K. Swain , S. Varghese⁴² , D. Vats⁴² 








Indian Institute of Science Education and Research (IISER), Pune, India

S. Acharya⁴³ , A. Alpana , S. Dube , B. Gomber⁴³ , P. Hazarika , B. Kansal , A. Laha , B. Sahu⁴³ , S. Sharma , K.Y. Vaish 



Isfahan University of Technology, Isfahan, Iran

H. Bakhshiansohi⁴⁴ , A. Jafari⁴⁵ , M. Zeinali⁴⁶ 

































Institute for Research in Fundamental Sciences (IPM), Tehran, Iran

S. Bashiri, S. Chenarani⁴⁷ , S.M. Etesami , Y. Hosseini , M. Khakzad , E. Khazaie , M. Mohammadi Najafabadi , S. Tizchang⁴⁸ 






























University College Dublin, Dublin, Ireland

M. Felcini , M. Grunewald 






INFN Sezione di Bari^a, Università di Bari^b, Politecnico di Bari^c, Bari, Italy

M. Abbrescia^{a,b} , A. Colaleo^{a,b} , D. Creanza^{a,c} , B. D'Anzi^{a,b} , N. De Filippis^{a,c} , M. De Palma^{a,b} , W. Elmetenawee^{a,b,17} , N. Ferrara^{a,b} , L. Fiore^a , G. Iaselli^{a,c} , L. Longo^a , M. Louka^{a,b} , G. Maggi^{a,c} , M. Maggi^a , I. Margjeka^a , V. Mastrapasqua^{a,b} , S. My^{a,b} , S. Nuzzo^{a,b} , A. Pellecchia^{a,b} , A. Pompili^{a,b} , G. Pugliese^{a,c} , R. Radogna^{a,b} , D. Ramos^a , A. Ranieri^a , L. Silvestris^a , F.M. Simone^{a,c} , Ü. Sözbilir^a , A. Stamerra^{a,b} , D. Troiano^{a,b} , R. Venditti^{a,b} , P. Verwilligen^a , A. Zaza^{a,b} 




















INFN Sezione di Bologna^a, Università di Bologna^b, Bologna, Italy

G. Abbiendi^a , C. Battilana^{a,b} , D. Bonacorsi^{a,b} , P. Capiluppi^{a,b} , A. Castro^{†a,b} , F.R. Cavallo^a , M. Cuffiani^{a,b} , G.M. Dallavalle^a , T. Diotallevi^{a,b} , F. Fabbri^a , A. Fanfani^{a,b} , D. Fasanella^a , P. Giacomelli^a , L. Giommi^{a,b} , C. Grandi^a , L. Guiducci^{a,b} , S. Lo Meo^{a,49} , M. Lorusso^{a,b} , L. Lunerti^a , S. Marcellini^a , G. Masetti^a , F.L. Navarria^{a,b} , G. Paggi^{a,b} , A. Perrotta^a , F. Primavera^{a,b} , A.M. Rossi^{a,b} , S. Rossi Tisbeni^{a,b} , T. Rovelli^{a,b} , G.P. Siroli^{a,b} 

INFN Sezione di Catania^a, Università di Catania^b, Catania, Italy

S. Costa^{a,b,50} , A. Di Mattia^a , A. Lapertosa^a , R. Potenza^{a,b} , A. Tricomi^{a,b,50} 

INFN Sezione di Firenze^a, Università di Firenze^b, Firenze, Italy

P. Assiouras^a , G. Barbagli^a , G. Bardelli^{a,b} , B. Camaiani^{a,b} , A. Cassese^a , R. Ceccarelli^a , V. Ciulli^{a,b} , C. Civinini^a , R. D'Alessandro^{a,b} , E. Focardi^{a,b} , T. Kello^a , G. Latino^{a,b} , P. Lenzi^{a,b} , M. Lizzo^a , M. Meschini^a , S. Paoletti^a , A. Papanastassiou^{a,b} , G. Sguazzoni^a , L. Viliani^a 




















INFN Laboratori Nazionali di Frascati, Frascati, Italy

L. Benussi , S. Bianco , S. Meola⁵¹ , D. Piccolo 

INFN Sezione di Genova^a, Università di Genova^b, Genova, Italy

M. Alves Gallo Pereira^a , F. Ferro^a , E. Robutti^a , S. Tosi^{a,b} 


















INFN Sezione di Milano-Bicocca^a, Università di Milano-Bicocca^b, Milano, Italy

A. Benaglia^a , F. Brivio^a , F. Cetorelli^{a,b} , F. De Guio^{a,b} , M.E. Dinardo^{a,b} , P. Dini^a , S. Gennai^a , R. Gerosa^{a,b} , A. Ghezzi^{a,b} , P. Govoni^{a,b} , L. Guzzi^a , G. Lavizzari^{a,b} , M.T. Lucchini^{a,b} , M. Malberti^a , S. Malvezzi^a , A. Massironi^a , D. Menasce^a , L. Moroni^a , M. Paganoni^{a,b} , S. Palluotto^{a,b} , D. Pedrini^a , A. Perego^{a,b} , B.S. Pinolini^a , G. Pizzati^{a,b} , S. Ragazzi^{a,b} , T. Tabarelli de Fatis^{a,b}










INFN Sezione di Napoli^a, Università di Napoli 'Federico II'^b, Napoli, Italy; Università della Basilicata^c, Potenza, Italy; Scuola Superiore Meridionale (SSM)^d, Napoli, Italy

S. Buontempo^a , A. Cagnotta^{a,b} , F. Carnevali^{a,b} , N. Cavallo^{a,c} , F. Fabozzi^{a,c} , A.O.M. Iorio^{a,b} , L. Lista^{a,b,52} , P. Paolucci^{a,30} , B. Rossi^a 














INFN Sezione di Padova^a, Università di Padova^b, Padova, Italy; Università di Trento^c, Trento, Italy

R. Ardino^a , P. Azzi^a , N. Bacchetta^{a,53} , D. Bisello^{a,b} , P. Bortignon^a , G. Bortolato^{a,b} , A.C.M. Bulla^a , R. Carlin^{a,b} , P. Checchia^a , T. Dorigo^{a,54} , S. Fantinel^a , F. Gasparini^{a,b} , U. Gasparini^{a,b} , S. Giorgetti^a , E. Lusiani^a , M. Margoni^{a,b} , A.T. Meneguzzo^{a,b} , M. Migliorini^{a,b} , J. Pazzini^{a,b} , P. Ronchese^{a,b} , R. Rossin^{a,b} , F. Simonetto^{a,b} , M. Tosi^{a,b} , A. Triossi^{a,b} , S. Ventura^a , M. Zanetti^{a,b} , P. Zotto^{a,b} , A. Zucchetta^{a,b}


















INFN Sezione di Pavia^a, Università di Pavia^b, Pavia, Italy

A. Braghieri^a , S. Calzaferri^a , D. Fiorina^a , P. Montagna^{a,b} , V. Re^a , C. Riccardi^{a,b} , P. Salvini^a , I. Vai^{a,b} , P. Vitulo^{a,b} 

INFN Sezione di Perugia^a, Università di Perugia^b, Perugia, Italy















S. Ajmal^{a,b} , M.E. Ascioti^{a,b} , G.M. Bilei^a , C. Carrivale^{a,b} , D. Ciangottini^{a,b} , L. Fanò^{a,b} , V. Mariani^{a,b} , M. Menichelli^a , F. Moscatelli^{a,55} , A. Rossi^{a,b} , A. Santocchia^{a,b} , D. Spiga^a , T. Tedeschi^{a,b} 

INFN Sezione di Pisa^a, Università di Pisa^b, Scuola Normale Superiore di Pisa^c, Pisa, Italy; Università di Siena^d, Siena, Italy








































C. Aimè^a , C.A. Alexe^{a,c} , P. Asenov^{a,b} , P. Azzurri^a , G. Bagliesi^a , R. Bhattacharya^a , L. Bianchini^{a,b} , T. Boccali^a , E. Bossini^a , D. Bruschini^{a,c} , R. Castaldi^a , M.A. Ciocci^{a,b} , M. Cipriani^{a,b} , V. D'Amante^{a,d} , R. Dell'Orso^a , S. Donato^{a,b} , A. Giassi^a , F. Ligabue^{a,c} , A.C. Marini^{a,b} , D. Matos Figueiredo^a , A. Messineo^{a,b} , S. Mishra^a , V.K. Muraleedharan Nair Bindhu^{a,b,42} , M. Musich^{a,b} , S. Nandan^a , F. Palla^a , A. Rizzi^{a,b} , G. Rolandi^{a,c} , S. Roy Chowdhury^a , T. Sarkar^a , A. Scribano^a , P. Spagnolo^a , F. Tenchini^{a,b} , R. Tenchini^a , G. Tonelli^{a,b} , N. Turini^{a,d} , F. Vaselli^{a,c} , A. Venturi^a , P.G. Verdini^a

INFN Sezione di Roma^a, Sapienza Università di Roma^b, Roma, Italy








P. Barria^a , C. Basile^{a,b} , F. Cavallari^a , L. Cunqueiro Mendez^{a,b} , D. Del Re^{a,b} 

E. Di Marco^{a,b} , M. Diemoz^a , F. Errico^{a,b} , R. Gargiulo^{a,b}, E. Longo^{a,b} , L. Martikainen^{a,b} , J. Mijuskovic^{a,b} , G. Organtini^{a,b} , F. Pandolfi^a , R. Paramatti^{a,b} , C. Quaranta^{a,b} , S. Rahatlou^{a,b} , C. Rovelli^a , F. Santanastasio^{a,b} , L. Soffi^a , V. Vladimirov^{a,b}









INFN Sezione di Torino^a, Università di Torino^b, Torino, Italy; Università del Piemonte Orientale^c, Novara, Italy

N. Amapane^{a,b} , R. Arcidiacono^{a,c} , S. Argiro^{a,b} , M. Arneodo^{a,c} , N. Bartosik^a , R. Bellan^{a,b} , C. Biino^a , C. Borca^{a,b} , N. Cartiglia^a , M. Costa^{a,b} , R. Covarelli^{a,b} , N. Demaria^a , L. Finco^a , M. Grippo^{a,b} , B. Kiani^{a,b} , F. Legger^a , F. Luongo^{a,b} , C. Mariotti^a , L. Markovic^{a,b} , S. Maselli^a , A. Mecca^{a,b} , L. Menzio^{a,b}, P. Meridiani^a , E. Migliore^{a,b} , M. Monteno^a , R. Mulargia^a , M.M. Obertino^{a,b} , G. Ortona^a , L. Pacher^{a,b} , N. Pastrone^a , M. Pelliccioni^a , M. Ruspà^{a,c} , F. Siviero^{a,b} , V. Sola^{a,b} , A. Solano^{a,b} , A. Staiano^a , C. Tarricone^{a,b} , D. Trocino^a , G. Umoret^{a,b} , R. White^{a,b} 

INFN Sezione di Trieste^a, Università di Trieste^b, Trieste, Italy

J. Babbar^{a,b} , S. Belforte^a , V. Candelise^{a,b} , M. Casarsa^a , F. Cossutti^a , K. De Leo^a , G. Della Ricca^{a,b} 



Kyungpook National University, Daegu, Korea

S. Dogra , J. Hong , J. Kim, D. Lee, H. Lee, S.W. Lee , C.S. Moon , Y.D. Oh , M.S. Ryu , S. Sekmen , B. Tae, Y.C. Yang 

Department of Mathematics and Physics - GWNU, Gangneung, Korea

M.S. Kim 

Chonnam National University, Institute for Universe and Elementary Particles, Kwangju, Korea

G. Bak , P. Gwak , H. Kim , D.H. Moon 

Hanyang University, Seoul, Korea

E. Asilar , J. Choi⁵⁶ , D. Kim , T.J. Kim , J.A. Merlin, Y. Ryoo



Korea University, Seoul, Korea

S. Choi , S. Han, B. Hong , K. Lee, K.S. Lee , S. Lee , J. Yoo 

Kyung Hee University, Department of Physics, Seoul, Korea

J. Goh , S. Yang 

Sejong University, Seoul, Korea

Y. Kang , H. S. Kim , Y. Kim, S. Lee






Seoul National University, Seoul, Korea

J. Almond, J.H. Bhyun, J. Choi , J. Choi, W. Jun , J. Kim , Y.W. Kim , S. Ko , H. Lee , J. Lee , J. Lee , B.H. Oh , S.B. Oh , H. Seo , U.K. Yang, I. Yoon 

University of Seoul, Seoul, Korea

W. Jang , D.Y. Kang, S. Kim , B. Ko, J.S.H. Lee , Y. Lee , I.C. Park , Y. Roh, I.J. Watson 
















Yonsei University, Department of Physics, Seoul, Korea

S. Ha , K. Hwang , B. Kim , K. Lee , H.D. Yoo 

Sungkyunkwan University, Suwon, Korea



M. Choi , M.R. Kim , H. Lee, Y. Lee , I. Yu 

College of Engineering and Technology, American University of the Middle East (AUM),

Dasman, KuwaitT. Beyrouthy , Y. Gharbia **Kuwait University - College of Science - Department of Physics, Safat, Kuwait**F. Alazemi **Riga Technical University, Riga, Latvia**K. Dreimanis , A. Gaile , C. Munoz Diaz , D. Osite , G. Pikurs, A. Potrebko ,
M. Seidel , D. Sidiropoulos Kontos **University of Latvia (LU), Riga, Latvia**N.R. Strautnieks **Vilnius University, Vilnius, Lithuania**M. Ambrozas , A. Juodagalvis , A. Rinkevicius , G. Tamulaitis **National Centre for Particle Physics, Universiti Malaya, Kuala Lumpur, Malaysia**I. Yusuff⁵⁷ , Z. Zolkapli**Universidad de Sonora (UNISON), Hermosillo, Mexico**J.F. Benitez , A. Castaneda Hernandez , H.A. Encinas Acosta, L.G. Gallegos Maríñez,
M. León Coello , J.A. Murillo Quijada , A. Sehrawat , L. Valencia Palomo **Centro de Investigacion y de Estudios Avanzados del IPN, Mexico City, Mexico**G. Ayala , H. Castilla-Valdez , H. Crotte Ledesma, E. De La Cruz-Burelo , I. Heredia-
De La Cruz⁵⁸ , R. Lopez-Fernandez , J. Mejia Guisao , A. Sánchez Hernández **Universidad Iberoamericana, Mexico City, Mexico**C. Oropeza Barrera , D.L. Ramirez Guadarrama, M. Ramírez García **Benemerita Universidad Autonoma de Puebla, Puebla, Mexico**I. Bautista , F.E. Neri Huerta , I. Pedraza , H.A. Salazar Ibarguen , C. Uribe Estrada **University of Montenegro, Podgorica, Montenegro**I. Bubanja , N. Raicevic **University of Canterbury, Christchurch, New Zealand**P.H. Butler **National Centre for Physics, Quaid-I-Azam University, Islamabad, Pakistan**A. Ahmad , M.I. Asghar, A. Awais , M.I.M. Awan, H.R. Hoorani , W.A. Khan **AGH University of Krakow, Krakow, Poland**V. Avati, A. Bellora , L. Forthomme , L. Grzanka , M. Malawski , K. Piotrkowski**National Centre for Nuclear Research, Swierk, Poland**H. Bialkowska , M. Bluj , M. Górski , M. Kazana , M. Szleper , P. Zalewski **Institute of Experimental Physics, Faculty of Physics, University of Warsaw, Warsaw, Poland**K. Bunkowski , K. Doroba , A. Kalinowski , M. Konecki , J. Krolikowski ,
A. Muhammad **Warsaw University of Technology, Warsaw, Poland**P. Fokow , K. Pozniak , W. Zabolotny **Laboratório de Instrumentação e Física Experimental de Partículas, Lisboa, Portugal**M. Araujo , D. Bastos , C. Beirão Da Cruz E Silva , A. Boletti , M. Bozzo ,
T. Camporesi , G. Da Molin , P. Faccioli , M. Gallinaro , J. Hollar , N. Leonardo 

G.B. Marozzo , A. Petrilli , M. Pisano , J. Seixas , J. Varela , J.W. Wulff 































Faculty of Physics, University of Belgrade, Belgrade, Serbia

P. Adzic , P. Milenovic 

VINCA Institute of Nuclear Sciences, University of Belgrade, Belgrade, Serbia

D. Devetak, M. Dordevic , J. Milosevic , L. Nadderd , V. Rekovic, M. Stojanovic 












Centro de Investigaciones Energéticas Medioambientales y Tecnológicas (CIEMAT), Madrid, Spain

J. Alcaraz Maestre , Cristina F. Bedoya , J.A. Brochero Cifuentes , Oliver M. Carretero , M. Cepeda , M. Cerrada , N. Colino , B. De La Cruz , A. Delgado Peris , A. Escalante Del Valle , D. Fernández Del Val , J.P. Fernández Ramos , J. Flix , M.C. Fouz , O. Gonzalez Lopez , S. Goy Lopez , J.M. Hernandez , M.I. Josa , J. Llorente Merino , C. Martin Perez , E. Martin Viscasillas , D. Moran , C. M. Morcillo Perez , Á. Navarro Tobar , C. Perez Dengra , A. Pérez-Calero Yzquierdo , J. Puerta Pelayo , I. Redondo , J. Sastre , J. Vazquez Escobar 


















Universidad Autónoma de Madrid, Madrid, Spain

J.F. de Trocóniz 


Universidad de Oviedo, Instituto Universitario de Ciencias y Tecnologías Espaciales de Asturias (ICTEA), Oviedo, Spain

B. Alvarez Gonzalez , J. Cuevas , J. Fernandez Menendez , S. Folgueras , I. Gonzalez Caballero , P. Leguina , E. Palencia Cortezon , J. Prado Pico , V. Rodríguez Bouza , A. Soto Rodríguez , A. Trapote , C. Vico Villalba , P. Vischia 

Instituto de Física de Cantabria (IFCA), CSIC-Universidad de Cantabria, Santander, Spain

S. Blanco Fernández , I.J. Cabrillo , A. Calderon , J. Duarte Campderros , M. Fernandez , G. Gomez , C. Lasaos Garcia , R. Lopez Ruiz , C. Martinez Rivero , P. Martinez Ruiz del Arbol , F. Matorras , P. Matorras Cuevas , E. Navarrete Ramos , J. Piedra Gomez , L. Scodellaro , I. Vila , J.M. Vizán Garcia 

University of Colombo, Colombo, Sri Lanka

B. Kailasapathy⁵⁹ , D.D.C. Wickramarathna 

University of Ruhuna, Department of Physics, Matara, Sri Lanka













W.G.D. Dharmaratna⁶⁰ , K. Liyanage , N. Perera 

CERN, European Organization for Nuclear Research, Geneva, Switzerland







D. Abbaneo , C. Amendola , E. Auffray , J. Baechler, D. Barney , A. Bermúdez Martínez , M. Bianco , A.A. Bin Anuar , A. Bocci , L. Borgonovi , C. Botta , A. Bragagnolo , E. Brondolin , C.E. Brown , C. Caillol , G. Cerminara , N. Chernyavskaya , D. d'Enterria , A. Dabrowski , A. David , A. De Roeck , M.M. Defranchis , M. Deile , M. Dobson , G. Franzoni , W. Funk , S. Giani, D. Gigi, K. Gill , F. Glege , M. Glowacki, J. Hegeman , J.K. Heikkilä , B. Huber , V. Innocente , T. James , P. Janot , O. Kaluzinska , O. Karacheban²⁸ , G. Karathanasis , S. Laurila , P. Lecoq , E. Leutgeb , C. Lourenço , M. Magherini , L. Malgeri , M. Mannelli , M. Matthewman, A. Mehta , F. Meijers , S. Mersi , E. Meschi , V. Milosevic , F. Monti , F. Moortgat , M. Mulders , I. Neutelings , S. Orfanelli, F. Pantaleo , G. Petrucciani , A. Pfeiffer , M. Pierini , M. Pitt , H. Qu , D. Rabadý , B. Ribeiro Lopes , F. Riti , M. Rovere , H. Sakulin , R. Salvatico , S. Sanchez Cruz , S. Scarfi , C. Schwick, M. Selvaggi , A. Sharma , K. Shchelina , P. Silva , P. Sphicas⁶¹ , A.G. Stahl Leiton , A. Steen , S. Summers , D. Treille , P. Tropea , D. Walter 

J. Wanczyk⁶² , J. Wang, S. Wuchterl , P. Zehetner , P. Zejdl , W.D. Zeuner



















PSI Center for Neutron and Muon Sciences, Villigen, Switzerland

T. Bevilacqua⁶³ , L. Caminada⁶³ , A. Ebrahimi , W. Erdmann , R. Horisberger ,
Q. Ingram , H.C. Kaestli , D. Kotlinski , C. Lange , M. Missiroli⁶³ , L. Noehte⁶³ ,
T. Rohe , A. Samalan



ETH Zurich - Institute for Particle Physics and Astrophysics (IPA), Zurich, Switzerland

T.K. Aarrestad , M. Backhaus , G. Bonomelli , C. Cazzaniga , K. Datta ,
P. De Bryas Dexmiers D'archiac⁶² , A. De Cosa , G. Dissertori , M. Dittmar, M. Donegà ,
F. Eble , M. Galli , K. Gedia , F. Glessgen , C. Grab , N. Härringer , T.G. Harte,
D. Hits , W. Lustermann , A.-M. Lyon , R.A. Manzoni , M. Marchegiani ,
L. Marchese , A. Mascellani⁶² , F. Nessi-Tedaldi , F. Pauss , V. Perovic , S. Pigazzini ,
B. Ristic , R. Seidita , J. Steggemann⁶² , A. Tarabini , D. Valsecchi , R. Wallny 












Universität Zürich, Zurich, Switzerland

C. Amsler⁶⁴ , P. Bärtschi , M.F. Canelli , K. Cormier , M. Huwiler , W. Jin ,
A. Jofrehei , B. Kilminster , S. Leontsinis , S.P. Liehti , A. Macchiolo , P. Meiring ,
F. Meng , J. Motta , A. Reimers , P. Robmann, M. Senger , E. Shokr, F. Stäger ,
R. Tramontano 




National Central University, Chung-Li, Taiwan

C. Adloff⁶⁵, D. Bhowmik, C.M. Kuo, W. Lin, P.K. Rout , P.C. Tiwari³⁸ 


National Taiwan University (NTU), Taipei, Taiwan

L. Ceard, K.F. Chen , Z.g. Chen, A. De Iorio , W.-S. Hou , T.h. Hsu, Y.w. Kao,
S. Karmakar , G. Kole , Y.y. Li , R.-S. Lu , E. Paganis , X.f. Su , J. Thomas-Wilsker ,
L.s. Tsai, D. Tsiou, H.y. Wu, E. Yazgan 


















High Energy Physics Research Unit, Department of Physics, Faculty of Science, Chulalongkorn University, Bangkok, Thailand

C. Asawatangtrakuldee , N. Srimanobhas , V. Wachirapusanand 


Tunis El Manar University, Tunis, Tunisia

Y. Maghrbi 

Çukurova University, Physics Department, Science and Art Faculty, Adana, Turkey

D. Agyel , F. Boran , F. Dolek , I. Dumanoglu⁶⁶ , E. Eskut , Y. Guler⁶⁷ ,
E. Gurpinar Guler⁶⁷ , C. Isik , O. Kara, A. Kayis Topaksu , Y. Komurcu , G. Onengut ,
K. Ozdemir⁶⁸ , A. Polatoz , B. Tali⁶⁹ , U.G. Tok , E. Uslan , I.S. Zorbakir 




Middle East Technical University, Physics Department, Ankara, Turkey

M. Yalvac⁷⁰ 




Bogazici University, Istanbul, Turkey

B. Akgun , I.O. Atakisi , E. Gülmez , M. Kaya⁷¹ , O. Kaya⁷² , S. Tekten⁷³ 





Istanbul Technical University, Istanbul, Turkey

A. Cakir , K. Cankocak^{66,74} , S. Sen⁷⁵ 

Istanbul University, Istanbul, Turkey

O. Aydilek⁷⁶ , B. Haciasahinoglu , I. Hos⁷⁷ , B. Kaynak , S. Ozkorucuklu , O. Potok ,
H. Sert , C. Simsek , C. Zorbilmez 

Yildiz Technical University, Istanbul, Turkey

S. Cerci , B. Isildak⁷⁸ , D. Sunar Cerci , T. Yetkin 














Institute for Scintillation Materials of National Academy of Science of Ukraine, Kharkiv, Ukraine

A. Boyaryntsev , B. Grynyov 




















National Science Centre, Kharkiv Institute of Physics and Technology, Kharkiv, Ukraine

L. Levchuk 




































University of Bristol, Bristol, United Kingdom

D. Anthony , J.J. Brooke , A. Bundock , F. Bury , E. Clement , D. Cussans , H. Flacher , J. Goldstein , H.F. Heath , M.-L. Holmberg , L. Kreczko , S. Paramesvaran , L. Robertshaw, V.J. Smith , K. Walkingshaw Pass

Rutherford Appleton Laboratory, Didcot, United Kingdom

A.H. Ball, K.W. Bell , A. Belyaev⁷⁹ , C. Brew , R.M. Brown , D.J.A. Cockerill , C. Cooke , A. Elliot , K.V. Ellis, K. Harder , S. Harper , J. Linacre , K. Manolopoulos, D.M. Newbold , E. Olaiya, D. Petyt , T. Reis , A.R. Sahasransu , G. Salvi , T. Schuh, C.H. Shepherd-Themistocleous , I.R. Tomalin , K.C. Whalen , T. Williams 

Imperial College, London, United Kingdom

I. Andreou , R. Bainbridge , P. Bloch , O. Buchmuller, C.A. Carrillo Montoya , G.S. Chahal⁸⁰ , D. Colling , J.S. Dancu, I. Das , P. Dauncey , G. Davies , M. Della Negra , S. Fayer, G. Fedi , G. Hall , A. Howard, G. Iles , C.R. Knight , P. Krueper, J. Langford , K.H. Law , J. León Holgado , L. Lyons , A.-M. Magnan , B. Maier , S. Mallios, M. Mieskolainen , J. Nash⁸¹ , M. Pesaresi , P.B. Pradeep, B.C. Radburn-Smith , A. Richards, A. Rose , K. Savva , C. Seez , R. Shukla , A. Tapper , K. Uchida , G.P. Uttley , T. Virdee³⁰ , M. Vojinovic , N. Wardle , D. Winterbottom 

Brunel University, Uxbridge, United Kingdom

J.E. Cole , A. Khan, P. Kyberd , I.D. Reid 

Baylor University, Waco, Texas, USA

S. Abdullin , A. Brinkerhoff , E. Collins , M.R. Darwish , J. Dittmann , K. Hatakeyama , V. Hegde , J. Hiltbrand , B. McMaster , J. Samudio , S. Sawant , C. Sutantawibul , J. Wilson 



















Catholic University of America, Washington, DC, USA

R. Bartek , A. Dominguez , A.E. Simsek , S.S. Yu 

















The University of Alabama, Tuscaloosa, Alabama, USA

B. Bam , A. Buchot Perraguin , R. Chudasama , S.I. Cooper , C. Crovella , S.V. Gleyzer , E. Pearson, C.U. Perez , P. Rumerio⁸² , E. Usai , R. Yi 




















Boston University, Boston, Massachusetts, USA

A. Akpinar , C. Cosby , G. De Castro, Z. Demiragli , C. Erice , C. Fangmeier , C. Fernandez Madrazo , E. Fontanesi , D. Gastler , F. Golf , S. Jeon , J. O'cain, I. Reed , J. Rohlf , K. Salyer , D. Sperka , D. Spitzbart , I. Suarez , A. Tsatsos , A.G. Zecchinelli 












Brown University, Providence, Rhode Island, USA

G. Barone , G. Benelli , D. Cutts , S. Ellis, L. Gouskos , M. Hadley , U. Heintz , K.W. Ho , J.M. Hogan⁸³ , T. Kwon , G. Landsberg , K.T. Lau , J. Luo , S. Mondal , T. Russell, S. Sagir⁸⁴ , X. Shen , M. Stamenkovic , N. Venkatasubramanian




University of California, Davis, Davis, California, USA

S. Abbott , B. Barton , C. Brainerd , R. Breedon , H. Cai , M. Calderon De La Barca Sanchez , M. Chertok , M. Citron , J. Conway , P.T. Cox , R. Erbacher , F. Jensen , O. Kukral , G. Mocellin , M. Mulhearn , S. Ostrom , W. Wei , S. Yoo , F. Zhang 
























University of California, Los Angeles, California, USA

K. Adamidis, M. Bachtis , D. Campos, R. Cousins , A. Datta , G. Flores Avila , J. Hauser , M. Ignatenko , M.A. Iqbal , T. Lam , Y.f. Lo, E. Manca , A. Nunez Del Prado, D. Saltzberg , V. Valuev 




















University of California, Riverside, Riverside, California, USA

R. Clare , J.W. Gary , G. Hanson 










University of California, San Diego, La Jolla, California, USA

A. Aportela, A. Arora , J.G. Branson , S. Cittolin , S. Cooperstein , D. Diaz , J. Duarte , L. Giannini , Y. Gu, J. Guiang , R. Kansal , V. Krutelyov , R. Lee , J. Letts , M. Masciovecchio , F. Mokhtar , S. Mukherjee , M. Pieri , D. Primosch, M. Quinnan , V. Sharma , M. Tadel , E. Vourliotis , F. Würthwein , Y. Xiang , A. Yagil 
















University of California, Santa Barbara - Department of Physics, Santa Barbara, California, USA

A. Barzdukas , L. Brennan , C. Campagnari , K. Downham , C. Grieco , M.M. Hussain, J. Incandela , J. Kim , A.J. Li , P. Masterson , H. Mei , J. Richman , S.N. Santpur , U. Sarica , R. Schmitz , F. Setti , J. Shephlock , D. Stuart , T.Á. Vámi , X. Yan , D. Zhang














California Institute of Technology, Pasadena, California, USA

S. Bhattacharya , A. Bornheim , O. Cerri, J. Mao , H.B. Newman , G. Reales Gutiérrez, M. Spiropulu , J.R. Vlimant , C. Wang , S. Xie , R.Y. Zhu 
















Carnegie Mellon University, Pittsburgh, Pennsylvania, USA

J. Alison , S. An , P. Bryant , M. Cremonesi, V. Dutta , T. Ferguson , T.A. Gómez Espinosa , A. Harilal , A. Kallil Tharayil, M. Kanemura, C. Liu , T. Mudholkar , S. Murthy , P. Palit , K. Park, M. Paulini , A. Roberts , A. Sanchez , W. Terrill 










































University of Colorado Boulder, Boulder, Colorado, USA

























J.P. Cumalat , W.T. Ford , A. Hart , A. Hassani , N. Manganelli , J. Pearkes , C. Savard , N. Schonbeck , K. Stenson , K.A. Ulmer , S.R. Wagner , N. Zipper , D. Zuolo 

Cornell University, Ithaca, New York, USA















J. Alexander , X. Chen , D.J. Cranshaw , J. Dickinson , J. Fan , X. Fan , S. Hogan , P. Kotamnives, J. Monroy , M. Oshiro , J.R. Patterson , M. Reid , A. Ryd , J. Thom , P. Wittich , R. Zou 

Fermi National Accelerator Laboratory, Batavia, Illinois, USA












M. Albrow , M. Alyari , O. Amram , G. Apollinari , A. Apresyan , L.A.T. Bauerdick , D. Berry , J. Berryhill , P.C. Bhat , K. Burkett , J.N. Butler , A. Canepa , G.B. Cerati , H.W.K. Cheung , F. Chlebana , G. Cummings , I. Dutta , V.D. Elvira , J. Freeman , A. Gandrakota , Z. Gece , L. Gray , D. Green, A. Grummer , S. Grünendahl , D. Guerrero , O. Gutsche , R.M. Harris , T.C. Herwig , J. Hirschauer , B. Jayatilaka , S. Jindariani , M. Johnson , U. Joshi , T. Klijsma , B. Klima , K.H.M. Kwok , S. Lammel , C. Lee , D. Lincoln , R. Lipton , T. Liu , K. Maeshima , D. Mason 

P. McBride , P. Merkel , S. Mrenna , S. Nahn , J. Ngadiuba , D. Noonan , S. Norberg, V. Papadimitriou , N. Pastika , K. Pedro , C. Pena⁸⁵ , F. Ravera , A. Reinsvold Hall⁸⁶ , L. Ristori , M. Safdari , E. Sexton-Kennedy , N. Smith , A. Soha , L. Spiegel , S. Stoynev , J. Strait , L. Taylor , S. Tkaczyk , N.V. Tran , L. Uplegger , E.W. Vaandering , I. Zoi





University of Florida, Gainesville, Florida, USA

C. Aruta , P. Avery , D. Bourilkov , P. Chang , V. Cherepanov , R.D. Field, C. Huh , E. Koenig , M. Kolosova , J. Konigsberg , A. Korytov , K. Matchev , N. Menendez , G. Mitselmakher , K. Mohrman , A. Muthirakalayil Madhu , N. Rawal , S. Rosenzweig , Y. Takahashi , J. Wang









Florida State University, Tallahassee, Florida, USA

T. Adams , A. Al Kadhim , A. Askew , S. Bower , R. Hashmi , R.S. Kim , S. Kim , T. Kolberg , G. Martinez, H. Prosper , P.R. Prova, M. Wulansatiti , R. Yohay , J. Zhang







Florida Institute of Technology, Melbourne, Florida, USA

B. Alsufyani , S. Butalla , S. Das , T. Elkafrawy⁸⁷ , M. Hohlmann , E. Yanes












University of Illinois Chicago, Chicago, Illinois, USA

M.R. Adams , A. Baty , C. Bennett, R. Cavanaugh , R. Escobar Franco , O. Evdokimov , C.E. Gerber , H. Gupta, M. Hawksworth, A. Hingrajiya, D.J. Hofman , J.h. Lee , D. S. Lemos , C. Mills , S. Nanda , G. Oh , B. Ozek , D. Pilipovic , R. Pradhan , E. Prifti, P. Roy, T. Roy , S. Rudrabhatla , N. Singh, M.B. Tonjes , N. Varelas , M.A. Wadud , Z. Ye , J. Yoo













The University of Iowa, Iowa City, Iowa, USA

M. Alhousseini , D. Blend, K. Dilsiz⁸⁸ , L. Emediato , G. Karaman , O.K. Köseyan , J.-P. Merlo, A. Mestvirishvili⁸⁹ , O. Neogi, H. Ogul⁹⁰ , Y. Onel , A. Penzo , C. Snyder, E. Tiras⁹¹









Johns Hopkins University, Baltimore, Maryland, USA

B. Blumenfeld , L. Corcodilos , J. Davis , A.V. Gritsan , L. Kang , S. Kyriacou , P. Maksimovic , M. Roguljic , J. Roskes , S. Sekhar , M. Swartz 









The University of Kansas, Lawrence, Kansas, USA

A. Abreu , L.F. Alcerro Alcerro , J. Anguiano , S. Arteaga Escatel , P. Baringer , A. Bean , Z. Flowers , D. Grove , J. King , G. Krintiras , M. Lazarovits , C. Le Mahieu , J. Marquez , M. Murray , M. Nickel , S. Popescu⁹² , C. Rogan , C. Royon , S. Sanders , C. Smith , G. Wilson

Kansas State University, Manhattan, Kansas, USA

















B. Allmond , R. Gujju Gurunadha , A. Ivanov , K. Kaadze , Y. Maravin , J. Natoli , D. Roy , G. Sorrentino 

University of Maryland, College Park, Maryland, USA

A. Baden , A. Belloni , J. Bistany-riebman, Y.M. Chen , S.C. Eno , N.J. Hadley , S. Jabeen , R.G. Kellogg , T. Koeth , B. Kronheim, S. Lascio , A.C. Mignerey , S. Nabili , C. Palmer , C. Papageorgakis , M.M. Paranjpe, E. Popova⁹³ , A. Shevelev , L. Wang , L. Zhang

Massachusetts Institute of Technology, Cambridge, Massachusetts, USA

C. Baldenegro Barrera , J. Bendavid , S. Bright-Thonney , I.A. Cali , P.c. Chou , M. D'Alfonso , J. Eysermans , C. Freer , G. Gomez-Ceballos , M. Goncharov, G. Grosso,

P. Harris, D. Hoang, D. Kovalskyi , J. Krupa , L. Lavezzo , Y.-J. Lee , K. Long , C. McGinn, A. Novak , M.I. Park , C. Paus , C. Reissel , C. Roland , G. Roland , S. Rothman , G.S.F. Stephans , Z. Wang , B. Wyslouch , T. J. Yang 











University of Minnesota, Minneapolis, Minnesota, USA

B. Crossman , C. Kapsiak , M. Krohn , D. Mahon , J. Mans , B. Marzocchi , M. Revering , R. Rusack , R. Saradhy , N. Strobbe 




















University of Nebraska-Lincoln, Lincoln, Nebraska, USA

K. Bloom , D.R. Claes , G. Haza , J. Hossain , C. Joo , I. Kravchenko , A. Rohilla , J.E. Siado , W. Tabb , A. Vagnerini , A. Wightman , F. Yan , D. Yu 










State University of New York at Buffalo, Buffalo, New York, USA

H. Bandyopadhyay , L. Hay , H.w. Hsia, I. Iashvili , A. Kalogeropoulos , A. Kharchilava , M. Morris , D. Nguyen , S. Rappoccio , H. Rejeb Sfar, A. Williams , P. Young 


























Northeastern University, Boston, Massachusetts, USA

G. Alverson , E. Barberis , J. Bonilla , B. Bylsma, M. Campana , J. Dervan , Y. Haddad , Y. Han , I. Israr , A. Krishna , P. Levchenko , J. Li , M. Lu , R. Mccarthy , D.M. Morse , T. Orimoto , A. Parker , L. Skinnari , E. Tsai , D. Wood 









Northwestern University, Evanston, Illinois, USA

S. Dittmer , K.A. Hahn , D. Li , Y. Liu , M. McGinnis , Y. Miao , D.G. Monk , M.H. Schmitt , A. Taliercio , M. Velasco




















University of Notre Dame, Notre Dame, Indiana, USA

G. Agarwal , R. Band , R. Bucci, S. Castells , A. Das , R. Goldouzian , M. Hildreth , K. Hurtado Anampa , T. Ivanov , C. Jessop , K. Lannon , J. Lawrence , N. Loukas , L. Lutton , J. Mariano, N. Marinelli, I. Mcalister, T. McCauley , C. Mcgrady , C. Moore , Y. Musienko¹⁵ , H. Nelson , M. Osherson , A. Piccinelli , R. Ruchti , A. Townsend , Y. Wan, M. Wayne , H. Yockey, M. Zarucki , L. Zygalia 

The Ohio State University, Columbus, Ohio, USA

A. Basnet , M. Carrigan , L.S. Durkin , C. Hill , M. Joyce , M. Nunez Ornelas , K. Wei, D.A. Wenzl, B.L. Winer , B. R. Yates 



















Princeton University, Princeton, New Jersey, USA

H. Bouchamaoui , K. Coldham, P. Das , G. Dezoort , P. Elmer , P. Fackeldey , A. Frankenthal , B. Greenberg , N. Haubrich , K. Kennedy, G. Kopp , S. Kwan , Y. Lai , D. Lange , A. Loeliger , D. Marlow , I. Ojalvo , J. Olsen , F. Simpson , D. Stickland , C. Tully , L.H. Vage




University of Puerto Rico, Mayaguez, Puerto Rico, USA

S. Malik , R. Sharma















Purdue University, West Lafayette, Indiana, USA

A.S. Bakshi , S. Chandra , R. Chawla , A. Gu , L. Gutay, M. Jones , A.W. Jung , A.M. Koshy, M. Liu , G. Negro , N. Neumeister , G. Paspalaki , S. Piperov , J.F. Schulte , B. Simon, A. K. Viridi , F. Wang , A. Wildridge , W. Xie , Y. Yao , Y. Zhong 

Purdue University Northwest, Hammond, Indiana, USA

J. Dolen , N. Parashar , A. Pathak 



















Rice University, Houston, Texas, USA

D. Acosta , A. Agrawal , T. Carnahan , K.M. Ecklund , P.J. Fernández Manteca , S. Freed, P. Gardner, F.J.M. Geurts , I. Krommydas , W. Li , J. Lin , O. Miguel Colin , B.P. Padley , R. Redjimi, J. Rotter , E. Yigitbasi , Y. Zhang 











University of Rochester, Rochester, New York, USA

A. Bodek , P. de Barbaro , R. Demina , J.L. Dulemba , A. Garcia-Bellido , O. Hindrichs , A. Khukhunaishvili , N. Parmar , P. Parygin⁹³ , R. Taus 















Rutgers, The State University of New Jersey, Piscataway, New Jersey, USA

B. Chiarito, J.P. Chou , S.V. Clark , D. Gadkari , Y. Gershtein , E. Halkiadakis , M. Heindl , C. Houghton , D. Jaroslowski , S. Konstantinou , I. Laflotte , A. Lath , R. Montalvo, K. Nash, J. Reichert , P. Saha , S. Salur , S. Schnetzer, S. Somalwar , R. Stone , S.A. Thayil , S. Thomas, J. Vora 

University of Tennessee, Knoxville, Tennessee, USA

D. Ally , A.G. Delannoy , S. Fiorendi , S. Higginbotham , T. Holmes , A.R. Kanunganti , N. Karunarathna , L. Lee , E. Nibigira , S. Spanier 

Texas A&M University, College Station, Texas, USA

D. Aebi , M. Ahmad , T. Akhter , K. Androsov⁶² , O. Bouhali⁹⁴ , R. Eusebi , J. Gilmore , T. Huang , T. Kamon⁹⁵ , H. Kim , S. Luo , R. Mueller , D. Overton , A. Safonov 

Texas Tech University, Lubbock, Texas, USA

N. Akchurin , J. Damgov , Y. Feng , N. Gogate , Y. Kazhykarim, K. Lamichhane , S.W. Lee , C. Madrid , A. Mankel , T. Peltola , I. Volobouev 

Vanderbilt University, Nashville, Tennessee, USA

E. Appelt , Y. Chen , S. Greene, A. Gurrola , W. Johns , R. Kunnawalkam Elayavalli , A. Melo , D. Rathjens , F. Romeo , P. Sheldon , S. Tuo , J. Velkovska , J. Viinikainen 
























University of Virginia, Charlottesville, Virginia, USA

B. Cardwell , H. Chung, B. Cox , J. Hakala , R. Hirosky , A. Ledovskoy , C. Mantilla , C. Neu , C. Ramón Álvarez 

Wayne State University, Detroit, Michigan, USA

S. Bhattacharya , P.E. Karchin 


















University of Wisconsin - Madison, Madison, Wisconsin, USA

A. Aravind , S. Banerjee , K. Black , T. Bose , E. Chavez , S. Dasu , P. Everaerts , C. Galloni, H. He , M. Herndon , A. Herve , C.K. Koraka , A. Lanaro, R. Loveless , J. Madhusudanan Sreekala , A. Mallampalli , A. Mohammadi , S. Mondal, G. Parida , L. Pétré , D. Pinna, A. Savin, V. Shang , V. Sharma , W.H. Smith , D. Teague, H.F. Tsoi , W. Vetens , A. Warden 

Authors affiliated with an international laboratory covered by a cooperation agreement with CERN

G. Gavrillov , V. Golovtsov , Y. Ivanov , V. Kim⁹⁶ , V. Murzin , V. Oreshkin , D. Sosnov , V. Sulimov , L. Uvarov , A. Vorobyev[†]

Authors affiliated with an institute formerly covered by a cooperation agreement with CERN

S. Afanasiev , V. Alexakhin , D. Budkouski , I. Golutvin[†] , I. Gorbunov , V. Karjavine , O. Kodolova^{97,93} , V. Korenkov , A. Lanev , A. Malakhov , V. Matveev⁹⁶ , A. Nikitenko^{98,97} , V. Palichik , V. Perelygin , M. Savina , V. Shalaev , S. Shmatov 

S. Shulha , V. Smirnov , O. Teryaev , N. Voytishin , B.S. Yuldashev^{†99}, A. Zarubin , I. Zhizhin , Yu. Andreev , A. Dermenev , S. Gninenko , N. Golubev , A. Karneyeu , D. Kirpichnikov , M. Kirsanov , N. Krasnikov , I. Tlisova , A. Toropin , T. Aushev , K. Ivanov , V. Gavrilov , N. Lychkovskaya , V. Popov , A. Zhokin , M. Chadeeva⁹⁶ , R. Chistov⁹⁶ , S. Polikarpov⁹⁶ , V. Andreev , M. Azarkin , M. Kirakosyan, A. Terkulov , E. Boos , V. Bunichev , M. Dubinin⁸⁵ , L. Dudko , A. Ershov , A. Gribushin , A. Kaminskiy , V. Klyukhin , S. Petrushanko , V. Savrin , V. Blinov⁹⁶, T. Dimova⁹⁶ , A. Kozyrev⁹⁶ , O. Radchenko⁹⁶ , Y. Skovpen⁹⁶ , V. Kachanov , S. Slabospitskii , A. Uzunian , A. Babaev , V. Borshch , D. Druzhkin 

†: Deceased

¹Also at Yerevan State University, Yerevan, Armenia

²Also at TU Wien, Vienna, Austria

³Also at Ghent University, Ghent, Belgium

⁴Also at Universidade do Estado do Rio de Janeiro, Rio de Janeiro, Brazil

⁵Also at FACAMP - Faculdades de Campinas, Sao Paulo, Brazil

⁶Also at Universidade Estadual de Campinas, Campinas, Brazil

⁷Also at Federal University of Rio Grande do Sul, Porto Alegre, Brazil

⁸Also at University of Chinese Academy of Sciences, Beijing, China

⁹Also at China Center of Advanced Science and Technology, Beijing, China

¹⁰Also at University of Chinese Academy of Sciences, Beijing, China

¹¹Also at China Spallation Neutron Source, Guangdong, China

¹²Now at Henan Normal University, Xinxiang, China

¹³Also at University of Shanghai for Science and Technology, Shanghai, China

¹⁴Now at The University of Iowa, Iowa City, Iowa, USA

¹⁵Also at an institute formerly covered by a cooperation agreement with CERN

¹⁶Also at Cairo University, Cairo, Egypt

¹⁷Also at Helwan University, Cairo, Egypt

¹⁸Also at Suez University, Suez, Egypt

¹⁹Now at British University in Egypt, Cairo, Egypt

²⁰Also at Purdue University, West Lafayette, Indiana, USA

²¹Also at Université de Haute Alsace, Mulhouse, France

²²Also at Istinye University, Istanbul, Turkey

²³Also at Tbilisi State University, Tbilisi, Georgia

²⁴Also at The University of the State of Amazonas, Manaus, Brazil

²⁵Also at University of Hamburg, Hamburg, Germany

²⁶Also at RWTH Aachen University, III. Physikalisches Institut A, Aachen, Germany

²⁷Also at Bergische University Wuppertal (BUW), Wuppertal, Germany

²⁸Also at Brandenburg University of Technology, Cottbus, Germany

²⁹Also at Forschungszentrum Jülich, Juelich, Germany

³⁰Also at CERN, European Organization for Nuclear Research, Geneva, Switzerland

³¹Also at HUN-REN ATOMKI - Institute of Nuclear Research, Debrecen, Hungary

³²Now at Universitatea Babeş-Bolyai - Facultatea de Fizica, Cluj-Napoca, Romania

³³Also at MTA-ELTE Lendület CMS Particle and Nuclear Physics Group, Eötvös Loránd University, Budapest, Hungary

³⁴Also at HUN-REN Wigner Research Centre for Physics, Budapest, Hungary

³⁵Also at Physics Department, Faculty of Science, Assiut University, Assiut, Egypt

³⁶Also at Punjab Agricultural University, Ludhiana, India

³⁷Also at University of Visva-Bharati, Santiniketan, India

³⁸Also at Indian Institute of Science (IISc), Bangalore, India

- ³⁹ Also at Amity University Uttar Pradesh, Noida, India
- ⁴⁰ Also at UPES - University of Petroleum and Energy Studies, Dehradun, India
- ⁴¹ Also at IIT Bhubaneswar, Bhubaneswar, India
- ⁴² Also at Institute of Physics, Bhubaneswar, India
- ⁴³ Also at University of Hyderabad, Hyderabad, India
- ⁴⁴ Also at Deutsches Elektronen-Synchrotron, Hamburg, Germany
- ⁴⁵ Also at Isfahan University of Technology, Isfahan, Iran
- ⁴⁶ Also at Sharif University of Technology, Tehran, Iran
- ⁴⁷ Also at Department of Physics, University of Science and Technology of Mazandaran, Behshahr, Iran
- ⁴⁸ Also at Department of Physics, Faculty of Science, Arak University, ARAK, Iran
- ⁴⁹ Also at Italian National Agency for New Technologies, Energy and Sustainable Economic Development, Bologna, Italy
- ⁵⁰ Also at Centro Siciliano di Fisica Nucleare e di Struttura Della Materia, Catania, Italy
- ⁵¹ Also at Università degli Studi Guglielmo Marconi, Roma, Italy
- ⁵² Also at Scuola Superiore Meridionale, Università di Napoli 'Federico II', Napoli, Italy
- ⁵³ Also at Fermi National Accelerator Laboratory, Batavia, Illinois, USA
- ⁵⁴ Also at Lulea University of Technology, Lulea, Sweden
- ⁵⁵ Also at Consiglio Nazionale delle Ricerche - Istituto Officina dei Materiali, Perugia, Italy
- ⁵⁶ Also at Institut de Physique des 2 Infinis de Lyon (IP2I), Villeurbanne, France
- ⁵⁷ Also at Department of Applied Physics, Faculty of Science and Technology, Universiti Kebangsaan Malaysia, Bangi, Malaysia
- ⁵⁸ Also at Consejo Nacional de Ciencia y Tecnología, Mexico City, Mexico
- ⁵⁹ Also at Trincomalee Campus, Eastern University, Sri Lanka, Nilaveli, Sri Lanka
- ⁶⁰ Also at Saegis Campus, Nugegoda, Sri Lanka
- ⁶¹ Also at National and Kapodistrian University of Athens, Athens, Greece
- ⁶² Also at Ecole Polytechnique Fédérale Lausanne, Lausanne, Switzerland
- ⁶³ Also at Universität Zürich, Zurich, Switzerland
- ⁶⁴ Also at Stefan Meyer Institute for Subatomic Physics, Vienna, Austria
- ⁶⁵ Also at Laboratoire d'Annecy-le-Vieux de Physique des Particules, IN2P3-CNRS, Annecy-le-Vieux, France
- ⁶⁶ Also at Near East University, Research Center of Experimental Health Science, Mersin, Turkey
- ⁶⁷ Also at Konya Technical University, Konya, Turkey
- ⁶⁸ Also at Izmir Bakircay University, Izmir, Turkey
- ⁶⁹ Also at Adiyaman University, Adiyaman, Turkey
- ⁷⁰ Also at Bozok Universitetesi Rektörlüğü, Yozgat, Turkey
- ⁷¹ Also at Marmara University, Istanbul, Turkey
- ⁷² Also at Milli Savunma University, Istanbul, Turkey
- ⁷³ Also at Kafkas University, Kars, Turkey
- ⁷⁴ Now at Istanbul Okan University, Istanbul, Turkey
- ⁷⁵ Also at Hacettepe University, Ankara, Turkey
- ⁷⁶ Also at Erzincan Binali Yildirim University, Erzincan, Turkey
- ⁷⁷ Also at Istanbul University - Cerrahpasa, Faculty of Engineering, Istanbul, Turkey
- ⁷⁸ Also at Yildiz Technical University, Istanbul, Turkey
- ⁷⁹ Also at School of Physics and Astronomy, University of Southampton, Southampton, United Kingdom
- ⁸⁰ Also at IPPP Durham University, Durham, United Kingdom
- ⁸¹ Also at Monash University, Faculty of Science, Clayton, Australia

⁸²Also at Università di Torino, Torino, Italy

⁸³Also at Bethel University, St. Paul, Minnesota, USA

⁸⁴Also at Karamanoğlu Mehmetbey University, Karaman, Turkey

⁸⁵Also at California Institute of Technology, Pasadena, California, USA

⁸⁶Also at United States Naval Academy, Annapolis, Maryland, USA

⁸⁷Also at Ain Shams University, Cairo, Egypt

⁸⁸Also at Bingol University, Bingol, Turkey

⁸⁹Also at Georgian Technical University, Tbilisi, Georgia

⁹⁰Also at Sinop University, Sinop, Turkey

⁹¹Also at Erciyes University, Kayseri, Turkey

⁹²Also at Horia Hulubei National Institute of Physics and Nuclear Engineering (IFIN-HH), Bucharest, Romania

⁹³Now at another institute formerly covered by a cooperation agreement with CERN

⁹⁴Also at Texas A&M University at Qatar, Doha, Qatar

⁹⁵Also at Kyungpook National University, Daegu, Korea

⁹⁶Also at another institute formerly covered by a cooperation agreement with CERN

⁹⁷Also at Yerevan Physics Institute, Yerevan, Armenia

⁹⁸Also at Imperial College, London, United Kingdom

⁹⁹Also at Institute of Nuclear Physics of the Uzbekistan Academy of Sciences, Tashkent, Uzbekistan