



CMS-HIG-23-016

Constraints on standard model effective field theory for a Higgs boson produced in association with W or Z bosons in the $H \rightarrow b\bar{b}$ decay channel in proton-proton collisions at $\sqrt{s} = 13$ TeV

The CMS Collaboration*

Abstract

A standard model effective field theory (SMEFT) analysis with dimension-six operators probing nonresonant new physics effects is performed in the Higgs-strahlung process, where the Higgs boson is produced in association with a W or Z boson, in proton-proton collisions at a center-of-mass energy of 13 TeV. The final states in which the W or Z boson decays leptonically and the Higgs boson decays to a pair of bottom quarks are considered. The analyzed data were collected by the CMS experiment between 2016 and 2018 and correspond to an integrated luminosity of 138 fb^{-1} . An approach designed to simultaneously optimize the sensitivity to Wilson coefficients of multiple SMEFT operators is employed. Likelihood scans as functions of the Wilson coefficients that carry SMEFT sensitivity in this final state are performed for different expansions in SMEFT. The results are consistent with the predictions of the standard model.

Submitted to the Journal of High Energy Physics

1 Introduction

In the standard model (SM) of particle physics, the Brout–Englert–Higgs mechanism [1–4] explains the electroweak symmetry breaking and allows the weak gauge bosons to acquire mass. The mechanism predicts the existence of a Higgs scalar field and the observation of its quantum, the Higgs boson, in 2012 by both the ATLAS [5] and CMS [6, 7] Collaborations at the CERN LHC was one of the main goals of the LHC physics program.

In the SM, the Higgs boson, with a mass of 125 GeV, has the largest Yukawa coupling to b quarks among the fermions to which its decay is kinematically allowed. While the majority of Higgs bosons decay to b quarks, the large rates of background from SM events composed uniquely of jets produced through the strong interaction, referred to as quantum chromodynamics (QCD) multijet production, and the lack of secondary vertex discrimination in the hardware-level trigger, make selecting events based solely on $H \rightarrow b\bar{b}$ decays very difficult. The Higgs boson production in association with a vector boson V ($V = W, Z$), referred to as VH production, has the advantage of high efficiency via easily identified leptonic decays of the W and Z bosons, making it the most sensitive channel in the measurement of the $H \rightarrow b\bar{b}$ decay. The presence of an energetic vector boson in the final state highly suppresses the QCD multijet events, while also providing an efficient trigger requirement when the W or Z boson decay to charged leptons and/or neutrinos. Requiring a large boost of the W or Z boson provides several additional advantages: it further reduces the large backgrounds from W and Z boson production in association with jets, it helps in reducing the large background from top quark production in the signal channels including neutrinos, it makes the $Z(\nu\nu)H$ channel accessible via large missing transverse momentum (p_T^{miss}), and it generally improves the mass resolution of the reconstructed Higgs boson candidates. The VH production mode was the dominant contributor to the observation of the $H \rightarrow b\bar{b}$ decay by the ATLAS and CMS experiments using the data from proton-proton (pp) collisions at $\sqrt{s} = 7, 8, \text{ and } 13 \text{ TeV}$ collected during 2011–2017 [8, 9]. Both ATLAS and CMS experiments have recently performed cross section measurements for the VH production mode where the vector boson decays leptonically in the phase space defined by the simplified template cross section (STXS) framework with pp collision data at $\sqrt{s} = 13 \text{ TeV}$ [10, 11].

The recent application of effective field theories (EFTs) [12–14] demonstrates that subtle deviations in observable distributions from SM expectations can give hints of new physics at energy scales beyond those directly accessible at the LHC. The underlying theoretical framework considered in this paper is the SM effective field theory (SMEFT) [15–21], which extends the SM with operators of higher mass dimensions, thereby smoothly modifying the kinematic spectra of the observables used for the extraction of the EFT effects. Several recent CMS results using the LHC Run 2 data set, targeting $H \rightarrow VV \rightarrow 4 \text{ leptons}$ [22], $H \rightarrow WW \rightarrow e\mu\nu_e\nu_\mu$ [23], and $H \rightarrow \tau\tau$ [24] decay modes and exploiting the matrix element likelihood approach (MELA) [25–27], report constraints on anomalous couplings of the Higgs boson, sometimes also interpreted in terms of bounds on SMEFT operator coefficients.

Notably, several dimension-six operators within the SMEFT framework affect the associated production of a Higgs boson with a W or Z boson and change the distributions of the kinematic variables of the final-state particles, so that the VH production is an extremely important discovery tool for phenomena beyond the SM. So far, the VH cross sections measured in the STXS framework have been used to probe the magnitude of coefficients corresponding to the relevant SMEFT operators by the ATLAS and CMS experiments [28–30].

Further constraints on SMEFT operators from global analyses are available outside the experimental collaborations [31, 32], with partial or complete data sets from LHC Run 2. While the

VH measurements performed within the STXS framework are sensitive to SMEFT effects, they encounter limitations in probing the degeneracy between the effects of different SMEFT operators because of a limited number of variables and phase space regions measured. Moreover, there is no observable sensitive to the charge-parity (CP) nature of the SMEFT operators in the set of bins defined in the STXS framework, referred to as STXS stage 1.2. In this paper, we report a measurement designed to probe the size of several dimension-six SMEFT operator coefficients relevant in the VH production process, targeting the $H \rightarrow b\bar{b}$ decay and leptonic decay modes of the W or Z boson: $Z \rightarrow \nu\nu$, $W \rightarrow \ell\nu$, and $Z \rightarrow \ell\ell$, referred to as 0-lepton, 1-lepton, and 2-lepton channels, respectively. A multivariate analysis is performed exploiting a rich set of kinematic information to separate the SMEFT effects from the SM, and also to disentangle the effects of different SMEFT operators. The measurements are performed using pp collision data at $\sqrt{s} = 13$ TeV collected by the CMS experiment from 2016 to 2018, corresponding to an integrated luminosity of 138 fb^{-1} .

This paper is organized as follows. Section 2 describes the EFT effects in the $VH(b\bar{b})$ channel. Section 3 presents the CMS detector, while Section 4 describes the data and the simulated samples used in the analysis including the discussion of the simulation of SMEFT effects. Section 5 describes the object reconstruction employed in the analysis. Section 6 discusses the event selection for the different event topologies targeting different energy regimes, as well as the corrections applied to the simulation to improve the modeling. Section 7 presents the analysis strategy employed to access and constrain SMEFT effects via operator coefficients with a dedicated focus on the definition of the observables which are sensitive to SMEFT effects. Section 8 describes the systematic uncertainties affecting the results and how they are included in the measurements. Results, with tabulated versions provided in HEPData [33], and conclusions are discussed in Sections 9 and 10, respectively.

2 Effective field theory effects in Higgs-strahlung

Low-energy manifestations of theories satisfying ultraviolet completion [19] can be described by SMEFT at the TeV energy scale, accessible at the LHC. It progressively includes operators of mass dimension greater than four that respect the SM gauge symmetries [16–20], and is defined by the Lagrangian

$$\mathcal{L}_{\text{SMEFT}} = \mathcal{L}_{\text{SM}} + \sum_i \frac{c_i^{(5)}}{\Lambda} \mathcal{O}_{5,i} + \sum_i \frac{c_i^{(6)}}{\Lambda^2} \mathcal{O}_{6,i} + \dots, \quad (1)$$

where the sum runs over all possible operators with a particular mass dimension. This expansion captures all nonresonant phenomena beyond the SM below an arbitrarily chosen energy scale Λ . The dimensionless Wilson coefficients $c^{(n)}$ are used to parameterize the effects on observables, while the terms \mathcal{O}_5 and \mathcal{O}_6 are the operators at mass dimensions five and six, respectively. The only possible dimension-five operator is the Weinberg operator [34], which predicts lepton flavor violation and is not relevant for the phenomenology of VH production. The dimension-six SMEFT operators that affect the VH production at the tree level are listed in Table 1. The operators are written in the so-called Warsaw basis [35].

The operators $\mathcal{O}_{\text{H}q}^{(1)}$, $\mathcal{O}_{\text{H}q}^{(3)}$, $\mathcal{O}_{\text{H}u}$, and $\mathcal{O}_{\text{H}d}$, commonly referred to as current operators, introduce four-point interactions, depicted in Fig. 1 (left), and result in an increase of the production cross section of the VH signal process with energy compared to the SM prediction. Together with \mathcal{O}_{HD} and \mathcal{O}_{HWB} , the current operators describe all relevant V-fermion coupling modifications (Fig. 1, middle). The remaining operators, \mathcal{O}_{HW} , \mathcal{O}_{HWB} , \mathcal{O}_{HB} , and their CP conjugates, referred to as gauge coupling operators, together with \mathcal{O}_{HD} and $\mathcal{O}_{\text{H}\square}$, also involving only gauge fields,

Table 1: The dimension-six operators in the Warsaw basis affecting VH production at leading order. Here q_L refers to a left-handed quark field and is a representation of an SU(2) quark doublets. u_R refers to a right-handed up quark singlet, and d_R a right-handed down quark singlet.

Operator	Definition	Wilson coefficient	Operator	Definition	Wilson coefficient
$\mathcal{O}_{Hq}^{(1)}$	$iH^\dagger \overleftrightarrow{D}_\mu H \bar{q}_L \gamma^\mu q_L$	$c_{Hq}^{(1)}$	\mathcal{O}_{HWB}	$H^\dagger \sigma^a H W_{\mu\nu}^a B^{\mu\nu}$	c_{HWB}
$\mathcal{O}_{Hq}^{(3)}$	$iH^\dagger \sigma^a \overleftrightarrow{D}_\mu H \bar{q}_L \sigma^a \gamma^\mu q_L$	$c_{Hq}^{(3)}$	$\mathcal{O}_{H\tilde{W}B}$	$H^\dagger \sigma^a H W_{\mu\nu}^a \tilde{B}^{\mu\nu}$	$c_{H\tilde{W}B}$
\mathcal{O}_{Hu}	$iH^\dagger \overleftrightarrow{D}_\mu H \bar{u}_R \gamma^\mu u_R$	c_{Hu}	\mathcal{O}_{HW}	$(H^\dagger H) W_{\mu\nu}^a W^{a\mu\nu}$	c_{HW}
\mathcal{O}_{Hd}	$iH^\dagger \overleftrightarrow{D}_\mu H \bar{d}_R \gamma^\mu d_R$	c_{Hd}	$\mathcal{O}_{H\tilde{W}}$	$(H^\dagger H) W_{\mu\nu}^a \tilde{W}^{a\mu\nu}$	$c_{H\tilde{W}}$
\mathcal{O}_{HD}	$(H^\dagger D^\mu H)^* (H^\dagger D_\mu H)$	c_{HD}	\mathcal{O}_{HB}	$(H^\dagger H) B_{\mu\nu} B^{\mu\nu}$	c_{HB}
$\mathcal{O}_{H\Box}$	$(H^\dagger H) \Box (H^\dagger H)$	$c_{H\Box}$	$\mathcal{O}_{H\tilde{B}}$	$(H^\dagger H) B_{\mu\nu} \tilde{B}^{\mu\nu}$	$c_{H\tilde{B}}$

modify the H-V coupling, shown in Fig. 1 (right). Interference with SM interactions gives rise to a linear increase of the cross section with energy.

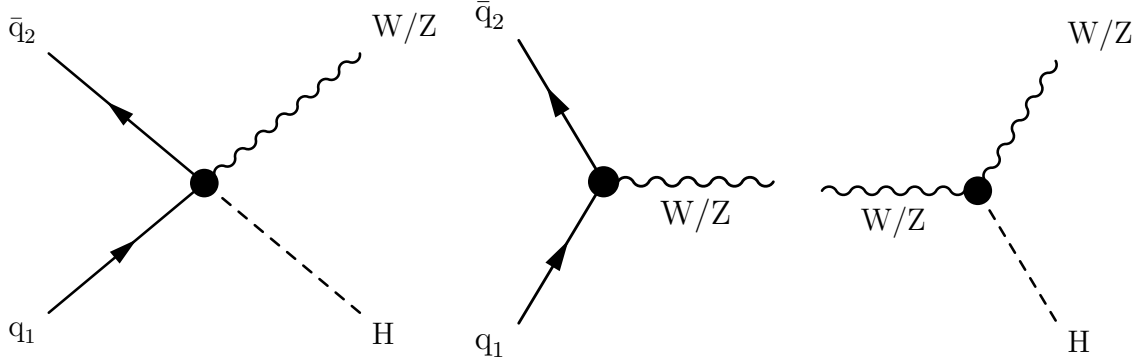


Figure 1: Representative Feynman diagrams for VH production sensitive to different dimension-six operators. The EFT effects contribute in vertices highlighted with a black dot. The diagram on the left shows effects due to $\mathcal{O}_{Hq}^{(1)}$, $\mathcal{O}_{Hq}^{(3)}$, \mathcal{O}_{Hu} , and \mathcal{O}_{Hd} . The diagram at the center also includes contributions due to \mathcal{O}_{HD} and \mathcal{O}_{HWB} . The diagram on the right displays effects from \mathcal{O}_{HW} , \mathcal{O}_{HWB} , \mathcal{O}_{HB} , and their CP conjugates.

The operators $\mathcal{O}_{Hq}^{(1)}$, \mathcal{O}_{Hu} , \mathcal{O}_{Hd} , \mathcal{O}_{HB} , and $\mathcal{O}_{H\tilde{B}}$ affect only the ZH production, because both left- and right-handed initial-state quarks of the same flavor take part in ZH production, while only the left-handed quarks of different flavors are involved in WH production [36, 37].

The measurement reported in this paper probes the operators in Table 1 using kinematic variables exhibiting cross section growth with energy due to the presence of EFT operators and, for the first time in this channel, the angular structure that is sensitive to the interference effects. For the angular information, we exploit the techniques of Ref. [38] and define the angles and decay planes of the VH process as shown in Fig. 2. In this Figure, Θ is the polar angle of the negatively charged lepton for $V = W^-, Z$ and the neutrino for $V = W^+$, in the vector boson rest frame coordinate system, φ is the angle between the vector boson decay plane and the plane of the vector boson and the beam axis, and Θ is the angle between the beam axis and the

vector boson direction in the center of mass frame of the VH system. The squared amplitude of $V(\rightarrow \ell_1 \ell_2)H(\rightarrow b\bar{b})$ production, when summing over the lepton helicities, has the form

$$|\mathcal{M}(\hat{s}, \Theta, \theta, \varphi)|^2 = \sum_i a_i(\hat{s}) f_i(\Theta, \theta, \varphi), \quad (2)$$

where index i represents the lepton helicity, $a_i(\hat{s})$ are functions of the Wilson coefficients and the partonic center-of-mass energy $\sqrt{\hat{s}}$ involved in the process.

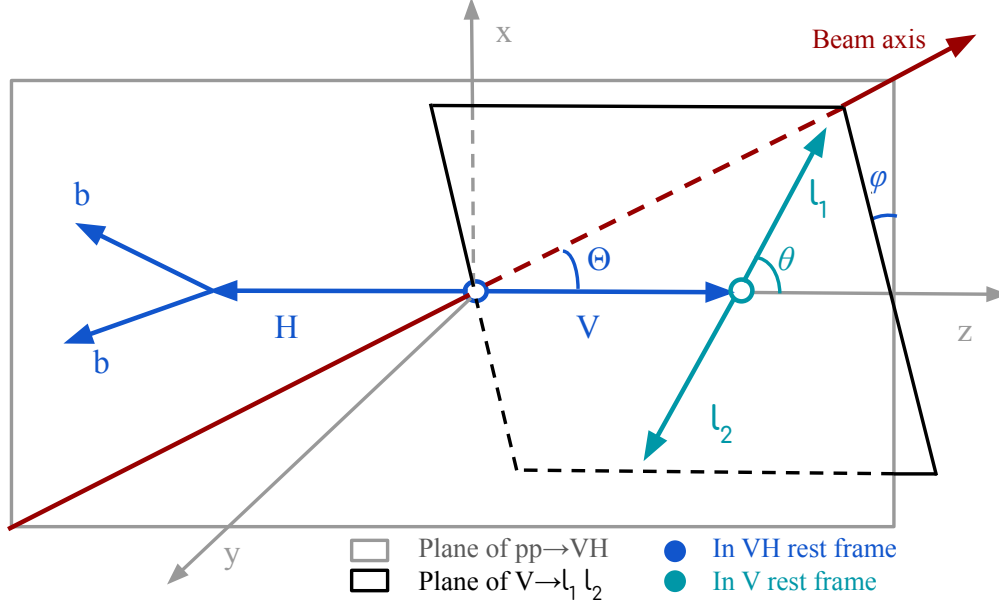


Figure 2: Decay planes and angles in the $V(\rightarrow \ell_1 \ell_2)H(\rightarrow b\bar{b})$ production. The Θ angle is defined in the VH rest frame, while θ is defined in the V rest frame. Figure modified from Ref. [38]. The coordinate system used in the sketch of the decay plane is independent of the general CMS coordinate system that is used for the analysis.

The functions f_i depend on the three angles in Fig. 2 and are summarized in Eq. (3) following Ref. [38]:

$$\begin{aligned} f_1 &= f_{LL} = \sin^2 \Theta \sin^2 \theta \\ f_2 &= f_{TT}^1 = \cos \Theta \cos \theta \\ f_3 &= f_{TT}^2 = (1 + \cos^2 \Theta)(1 + \cos^2 \theta) \\ f_4 &= f_{LT}^1 = \cos \varphi \sin \Theta \sin \theta \\ f_5 &= f_{LT}^2 = \cos \varphi \sin \Theta \sin \theta \cos \Theta \cos \theta \\ f_6 &= \tilde{f}_{LT}^1 = \sin \varphi \sin \Theta \sin \theta \\ f_7 &= \tilde{f}_{LT}^2 = \sin \varphi \sin \Theta \sin \theta \cos \Theta \cos \theta \\ f_8 &= f_{TT'} = \cos^2 \varphi \sin^2 \Theta \sin^2 \theta \\ f_9 &= \tilde{f}_{TT'} = \sin^2 \varphi \sin^2 \Theta \sin^2 \theta, \end{aligned} \quad (3)$$

where the indices T and T' refer to two transverse polarizations of the intermediate vector boson and index L refers to its longitudinal polarization.

Angular observables are useful to probe the CP structure of the H-V interaction. A traditional inclusive measurement implicitly integrates over Θ, θ, φ , thus removing all the terms in Eq. (3), except f_{LL} and f_{TT}^2 . This leads to the loss of important information due to the removal of most of the angular momentum dependencies, which can be recovered for $f_{LT}^2, \tilde{f}_{LT}^2, f_{TT'},$ and $\tilde{f}_{TT'}$ by

using a triple-differential analysis with respect to all three angles. Because the incoming quark and antiquark directions are not known at the LHC, the terms proportional to f_{TT}^1 , f_{LT}^1 , and \tilde{f}_{LT}^1 cannot be extracted.

In this analysis, the complete event information is exploited to build optimal observables with likelihood-free inference methods [39–44], extracting the SMEFT effects to be described in Section 7.

Finally, a rotation to the mass eigenstate basis [45] is performed for the coefficients c_{HW} , c_{HB} , and c_{HWB} to reduce the number of parameters probed in the measurement and avoid unconstrained directions in the space of Wilson coefficients [46]:

$$\begin{aligned} g_2^{ZZ} &= -2 \frac{v^2}{\Lambda^2} \left(s_w^2 c_{HB} + c_w^2 c_{HW} + s_w c_w c_{HWB} \right), \\ g_2^{Z\gamma} &= -2 \frac{v^2}{\Lambda^2} \left(s_w c_w (c_{HW} - c_{HB}) + \frac{1}{2} (s_w^2 - c_w^2) c_{HWB} \right), \\ g_2^{\gamma\gamma} &= -2 \frac{v^2}{\Lambda^2} \left(c_w^2 c_{HB} + s_w^2 c_{HW} - s_w c_w c_{HWB} \right), \end{aligned} \quad (4)$$

where s_w and c_w represent the sine and cosine functions of the weak mixing angle, respectively, and v is the SM vacuum expectation value of the Higgs field. We also perform a similar translation for the Wilson coefficients of the corresponding complex conjugate operators:

$$\begin{aligned} g_4^{ZZ} = \tilde{g}_2^{ZZ} &= -2 \frac{v^2}{\Lambda^2} \left(s_w^2 c_{H\tilde{B}} + c_w^2 c_{H\tilde{W}} + s_w c_w c_{H\tilde{W}B} \right), \\ g_4^{Z\gamma} = \tilde{g}_2^{Z\gamma} &= -2 \frac{v^2}{\Lambda^2} \left(s_w c_w (c_{H\tilde{W}} - c_{H\tilde{B}}) + \frac{1}{2} (s_w^2 - c_w^2) c_{H\tilde{W}B} \right), \\ g_4^{\gamma\gamma} = \tilde{g}_2^{\gamma\gamma} &= -2 \frac{v^2}{\Lambda^2} \left(c_w^2 c_{H\tilde{B}} + s_w^2 c_{H\tilde{W}} - s_w c_w c_{H\tilde{W}B} \right). \end{aligned} \quad (5)$$

The anomalous couplings $g_2^{Z\gamma}$, $g_2^{\gamma\gamma}$ and their CP -odd counterparts are not expected to be constrained from WH and ZH production and are therefore not considered for this analysis. The prefactor $-2 \frac{v^2}{\Lambda^2}$ is dropped in the rest of the paper. The Wilson coefficients c_{HD} and $c_{H\Box}$ do not introduce new Lorentz structure and are dropped due to the smallness of their effects. Therefore, the final set of Wilson coefficients probed in this paper are $c_{Hq}^{(1)}$, $c_{Hq}^{(3)}$, c_{Hu} , c_{Hd} , g_2^{ZZ} and g_4^{ZZ} . It is important to note that the corresponding degrees of freedom in the WH production, namely g_2^{WW} and g_4^{WW} , are fully defined through the constraints of the previously listed coefficients after removing the unconstrained directions in Wilson coefficient space [46]. While the structure of the EFT effects in the WH channel is different, this does not lead to additional degrees of freedom. Obtaining constraints on g_2^{WW} and g_4^{WW} from the ones on g_2^{ZZ} and g_4^{ZZ} is equivalent to a scaling by the cosine squared of the weak mixing angle.

The EFT effects in the gluon-induced ZH production are not considered. The vector couplings do not affect the gluon-induced ZH process [47]. It is also checked that the normalization of this process does not affect the sensitivity to the Wilson coefficients considered in the analysis.

3 The CMS detector

The central feature of the CMS apparatus is a superconducting solenoid of 6 m internal diameter, providing a magnetic field of 3.8 T. Within the solenoid volume are a silicon pixel and strip

tracker, a lead tungstate crystal electromagnetic calorimeter (ECAL), and a brass and scintillator hadron calorimeter (HCAL), each composed of a barrel and two endcap sections. Forward calorimeters extend the pseudorapidity coverage provided by the barrel and endcap detectors. Muons are reconstructed in gas-ionization detectors embedded in the steel flux-return yoke outside the solenoid. More detailed descriptions of the CMS detector, together with a definition of the coordinate system used and the relevant kinematic variables, can be found in Refs. [48, 49].

The silicon tracker used in 2016 measured charged particles within the range $|\eta| < 2.5$. For nonisolated particles of $1 < p_T < 10$ GeV and $|\eta| < 1.4$, the track resolutions were typically 1.5% in p_T and 25–90 (45–150) μm in the transverse (longitudinal) impact parameter [50]. At the start of 2017, a new pixel detector was installed [51]; the upgraded tracker measures particles up to $|\eta| = 3.0$ with typical resolutions of 1.5% in p_T and 20–75 μm in the transverse impact parameter [52] for nonisolated particles of $1 < p_T < 10$ GeV. The CMS particle-flow (PF) algorithm [53] aims to reconstruct and identify each individual particle in an event, with an optimized combination of information from the various elements of the CMS detector.

Events of interest are selected using a two-tiered trigger system. The first level (L1), composed of custom hardware processors, uses information from the calorimeters and muon detectors to select events at a rate of around 100 kHz within a fixed latency of about 4 μs [54]. The second level, known as the high-level trigger, consists of a farm of processors running a version of the full event reconstruction software optimized for fast processing, and reduces the event rate to around 1 kHz before data storage [55].

4 Data and simulated samples

The data used in this analysis are from pp collisions at $\sqrt{s} = 13$ TeV collected by the CMS experiment from 2016 to 2018, corresponding to an integrated luminosity of 138 fb^{-1} . Background estimates are obtained primarily from simulation, but also include corrections derived from data for the main background processes, as discussed in Sections 5 and 9.

Several triggers are used to collect events containing final-state particles consistent with the signal processes considered. The triggers used to select events in the 0-lepton channel make use of p_T^{miss} and missing hadronic transverse momentum, H_T^{miss} . These quantities are derived from the reconstructed objects as identified by the PF algorithm. The H_T^{miss} is defined as the magnitude of the negative vector \vec{p}_T sum of all reconstructed jets with $p_T > 20$ GeV and $|\eta| < 2.5$. The main triggers used in each of the data-taking periods require the same threshold on p_T^{miss} and H_T^{miss} . This threshold is 110 GeV in 2016, and 120 GeV in the 2017 and 2018 data-taking periods. In the 1-lepton channel, single-lepton triggers are used. The p_T threshold for electrons is 27 GeV in the 2016 data-taking period, rising to 32 GeV in 2017–2018. For muons, the p_T threshold is 24 GeV in the 2016 and 2018 data-taking periods, and is increased to 27 GeV in 2017 [56]. Dilepton triggers are used to select events in the 2-lepton channel. The p_T thresholds for electrons are 23 and 12 GeV in all data-taking periods. For muons, the p_T thresholds are 17 and 8 GeV in all data-taking periods; the triggers used in 2017 and 2018 differ from those used in 2016 by the additional requirement that the dimuon invariant mass must be greater than 3.8 GeV. In addition to the p_T thresholds, the triggers require the leptons to pass stringent identification criteria. The trigger-level leptons are also required to be isolated from other tracks and energy deposits in the calorimeters.

The POWHEG 2.0 generator [57–59] is employed to generate $t\bar{t}$ events at next-to-leading order (NLO) in perturbative QCD [60]. For the normalization of the $t\bar{t}$ sample, the production

cross section is calculated at next-to-next-to-leading order (NNLO) with the resummation of soft gluons at next-to-next-to-leading logarithmic precision with the TOP++2.0 program [61]. Event generation for the production of a single top quark in the t channel [62] and in association with a W boson [63] is performed at NLO with the POWHEG generator as well. Events with the production of a single top quark in the s channels are generated at NLO using the MADGRAPH5_aMC@NLO 2.4.2 generator [64] and top quark decays are simulated with MADSPIN [65]. The production of a W or Z boson in association with jets is simulated at NLO with MADGRAPH5_aMC@NLO. These samples are categorized based on jet multiplicity and p_T of the W or Z boson. Event samples overlapping in phase space regions are reweighted so that the total cross section of a given process is conserved. Additionally, the simulated W +jets and Z +jets samples are corrected as a function of the angular momentum separation between jets ($\Delta R(jj)$), in the region $\Delta R(jj) < 1$. This correction is needed to account for a shape mismatching observed in the region $\Delta R(jj) < 1$, as discussed in Section 6. The correction improves the agreement between data and the NLO V +jets predictions. The reweighting is derived for V +jets events and is flavor-agnostic, hence one single correction is derived for the V +jets processes. It has been verified that the shape corrections are consistent across flavors of the jets. The simulation-to-data reweighting is propagated to V +jets events in all analysis regions. Shape-altering uncertainties associated with this correction are uncorrelated across analysis channels. The diboson processes, WW , WZ , and ZZ are also simulated at NLO in QCD with the POWHEG or MADGRAPH5_aMC@NLO generators. The QCD multijet events are produced at LO using MADGRAPH5_aMC@NLO with up to four outgoing partons in the final state. The merging schemes employed for the MADGRAPH5_aMC@NLO LO and NLO samples with the parton shower model are MLM [66] and FxFx [67], respectively.

The quark-induced Higgs boson production in association with a W or Z boson, including the effects of SMEFT operators, is simulated using MADGRAPH5_aMC@NLO at LO plus one additional jet (LO+1j). This follows the prescription discussed in the LHC EFT working group note [68]. The production cross sections used to normalize the simulated signal samples at LO+1j are rescaled to the NLO cross-section predictions using the POWHEG [57–59] event generator extended with the MINLO procedure [69, 70]. The NLO electroweak corrections are applied to the WH and ZH processes as functions of W or Z bosons p_T , respectively [45]. Additionally, a reweighting of the $p_T(V)$ observable for the nominal MADGRAPH5_aMC@NLO LO+1j signal sample is performed to match NLO POWHEG accuracy. The SMEFT effects in the VH production are simulated using the SMEFTSIM v3.0 [71, 72] software package with the `topU31` flavor scheme at LO considering single-operator insertions without SMEFT corrections to the propagators. The SMEFT cutoff scale, Λ , is set to 1 TeV. In the SMEFTSIM model, the correction to the total Higgs decay width is computed using separate k factors for each decay channel following Ref. [73]. The LO+1j samples are generated under the SM hypothesis and, for each simulated event, a number of weights, computed by matrix-element reweighting using MADWEIGHT [74], are stored. The stored weights encode the EFT effects that arise when setting the Wilson coefficients to nominal values (1 and 2) and are interpolated using a second-order polynomial. A sufficient number of nominal values are simulated which allows the interpolation to recover the full polynomial EFT dependency, which is then used to compute event weights for any combination of Wilson coefficients.

The gluon-induced ZH process in the SM is simulated at LO with POWHEG and its cross section is calculated at NLO.

The NNPDF3.1 [75] NNLO parton distribution functions (PDFs), with the strong coupling constant $\alpha_s(M_Z)$ set to 0.118, are used in all simulated samples to model the momentum distribution of partons inside the colliding protons. Generated partons undergo parton showering

and hadronization using PYTHIA v8.212. The underlying event activity in each sample is simulated using the CP5 tune, derived by tuning the model parameters for multiple parton interactions in PYTHIA using minimum bias data collected by the CMS experiment [76]. For all samples, in order to match the pileup conditions in data and simulation, a weighting is performed in simulation based on the value of the total inelastic pp cross section, which is taken to be 69.2 mb [77]. The generated samples are processed through the CMS detector simulation based on GEANT4 [78], using the same reconstruction algorithms used on data.

5 Event reconstruction

The CMS PF algorithm [53] aims to reconstruct and identify each individual particle in an event, with an optimized combination of information from the various elements of the CMS detector. The energy of photons is obtained from the ECAL measurement. The energy of electrons is determined by using the PF algorithm and from a combination of the electron momentum at the primary interaction vertex as determined by the tracker, the energy of the corresponding ECAL cluster, and the energy sum of all bremsstrahlung photons spatially compatible with originating from the electron track. The energy of photons is obtained from the ECAL measurement. The energy of muons is obtained from the curvature of the corresponding track. The energy of charged hadrons is determined from a combination of their momentum measured in the tracker and the matching ECAL and HCAL energy deposits, corrected for the response function of the calorimeters to hadronic showers. Finally, the energy of neutral hadrons is obtained from the corresponding corrected ECAL and HCAL energies.

The primary vertex (PV) is taken to be the vertex corresponding to the hardest scattering in the event, evaluated using tracking information alone, as described in Section 9.4.1 of Ref. [79]. The PV must be within 24 cm of the nominal interaction point along the beam axis and within 2 cm in the transverse plane.

The electron reconstruction is performed with the Gaussian sum filter algorithm [80]. The momentum resolution for electrons with $p_T \approx 45$ GeV from $Z \rightarrow ee$ decays ranges from 1.6 to 5%. It is generally better in the barrel region than in the endcaps, and also depends on the bremsstrahlung energy emitted by the electron as it traverses the material in front of the ECAL [80, 81]. Electrons are preselected by requiring $p_T > 7$ GeV, $|\eta| < 2.4$, $|d_{xy}| < 0.05$ cm, and $|d_z| < 0.2$ cm, where d_{xy} and d_z are the transverse and longitudinal impact parameters associated with the electron tracks, respectively.

A multivariate approach is used to identify prompt electrons arising from the decays of W or Z bosons. Two identification criteria corresponding to the expected electron identification efficiency of either 90% (loose working point) or 80% (tight working point) are used in this analysis. The loose working point is used when counting the number of additional leptons beyond the selected electrons in each event, as well as for the event selection of the 2-lepton channel. The tight working point is required to select events in the 1-lepton channel. The electron p_T threshold in the 1-lepton channel is 30 GeV. For the 2-lepton channel, the thresholds are 25 and 17 GeV for the two electrons. This stricter requirement is needed in the 1-lepton channel to reduce the multijet background.

Muons are measured in the pseudorapidity range $|\eta| < 2.4$, with detection planes made using three technologies: drift tubes, cathode strip chambers, and resistive plate chambers. The efficiency to reconstruct and identify muons is greater than 96%. Matching muons to tracks measured in the silicon tracker results in a relative transverse momentum resolution, for muons with p_T up to 100 GeV, of 1% in the barrel and 3% in the endcaps. The p_T resolution in the

barrel is better than 7% for muons with p_T up to 1 TeV [82]. Muons are preselected by requiring the following conditions: $p_T > 5$ GeV, $|\eta| < 2.4$, $|d_{xy}| < 0.5$ cm, and $|d_z| < 1.0$ cm.

Two sets of selection conditions, corresponding to 96–98% (tight working point) and $\approx 99\%$ (loose working point) efficiency for the identification of prompt muons, are used in the analysis. The use of loose and tight working points across different final states is similar to the approach used for electrons. The muon p_T threshold in the 1-lepton channel is 25 GeV, and 25 and 15 GeV in the 2-lepton channel.

For each event, hadronic jets are clustered from these reconstructed particles using the infrared- and collinear-safe anti- k_T algorithm [83] with distance parameters 0.4 (AK4 jets) and 0.8 (AK8 jets), as implemented in the FASTJET package [84]. The distance between two particles in the η - ϕ plane, where ϕ is azimuthal angle in radians, is defined as $\Delta R = \sqrt{(\Delta\eta)^2 + (\Delta\phi)^2}$. Jet momentum is determined as the vectorial sum of all particle momenta in the jet, and is found from simulation to be, on average, within 5 to 10% of the momentum of the particle-level jets reconstructed using stable particles (lifetime > 30 ps), excluding neutrinos, over the whole p_T spectrum and detector acceptance [85]. Additional pp interactions within the same or nearby bunch crossings (pileup) can contribute with additional tracks and calorimetric energy depositions to the jet momentum. To mitigate this effect, tracks identified as originating from pileup vertices are discarded before jet reconstruction [53]. For AK4 jets, an offset correction [86] is applied to correct for remaining pileup contributions [87]. For AK8 jets, the pileup-per-particle identification (PUPPI) algorithm [88] is used to mitigate the effect of pileup at the reconstructed particle level. It has been shown that the PUPPI algorithm improves the resilience of jet substructure observables against pileup [89]. Jet energy corrections are derived from simulation to bring the measured response of jets to that of the corresponding particle-level jets on average. In situ measurements of the momentum balance in dijet, γ + jet, Z + jet, and multijet events are used to account for any residual differences in the jet energy scale (JES) between data and simulation [85, 87]. The jet energy resolution (JER) amounts typically to 15–20% at 30 GeV, 10% at 100 GeV, and 5% at 1 TeV [85, 87]. Additional selection criteria are applied to each jet to remove jets potentially dominated by anomalous contributions from various subdetector components or reconstruction failures [90]. Jets overlapping with the selected muons and electrons, satisfying $\Delta R < 0.4$ for AK4 jets and $\Delta R < 0.8$ for AK8 jets, are removed. Jets contained within the tracker volume, satisfying $|\eta| < 2.5$, are considered in the analysis. Thresholds used on p_T of AK4 jets are 25 GeV in 0- and 1-lepton final states, whereas it is 20 GeV in the 2-lepton final state. AK8 jets with $p_T > 250$ GeV are considered in the analysis.

When the H boson has a large p_T , its decay products are merged into a single large-area jet. In this scenario, referred to as the boosted topology, AK8 jets are used to reconstruct the $H \rightarrow b\bar{b}$ decay. In a large fraction of events with VH production, the H boson has relatively small p_T , and two b quarks from the $H \rightarrow b\bar{b}$ give rise to two separate small-area jets. In such cases, referred to as the resolved topology, AK4 jets are used to reconstruct particles from b quark fragmentation. In the resolved topology, jets from final-state radiation, exceeding 20 GeV in p_T , are recovered by adding the momenta of jets close to the Higgs boson candidate in the dijet mass calculation.

In CMS, a deep neural network (DNN) based algorithm, DEEPJET [91], is used for b jet identification from AK4 jets. Both charged and neutral particles, as well as secondary vertices within an AK4 jet, are exploited to check whether the jet contains at least one b hadron. To match the efficiency of b tagging in data, a correction factor depending on p_T , η , and flavor of the initiator quark or gluon is applied to the simulation. The correction factor is derived using samples enriched in dileptonic and single-lepton $t\bar{t}$ events for jets initiated by b and c quarks,

and Z+jets events for the jets initiated by light quarks and gluons. Performance of the DEEPJET tagger and its calibration results using Run 2 data are summarized in Ref. [92]. For an AK4 jet to be declared as b tagged, its DEEPJET b tagging discriminator value is required to be larger than a specific threshold. The threshold values, corresponding to mistag rates for jets initiated by light quarks or gluons of approximately 10, 1, and 0.1% are referred to as loose, medium, and tight working points, respectively. The selection of AK4 jets based on b tagging discriminator values for different analysis regions is discussed in Section 6. Given that the DEEPJET score is correlated to the vector boson kinematics recoiling against the jet system in the VH topology, it is observed that $p_T(V)$ and the additional jet (i.e., additional to the b-tagged jets associated with the reconstructed Higgs boson candidate) observables are modified in shape and normalization when applying the DEEPJET calibration corrections discussed earlier in this Section. These vector-boson-related observables are corrected with a simulation-to-simulation reweighting employed after the application of the DEEPJET calibration corrections in order to match their shape and normalization before the application of the DEEPJET calibration corrections. These reweighting factors have been derived by employing a one-dimensional ($p_T(V)$) or two-dimensional ($p_T(V)$ and additional jet multiplicity) reweighting, respectively, depending on the analysis regions. This reweighting is applied for all analysis channels in $p_T(V)$, for lepton flavor bins, per signal and background processes, and separately among data-taking eras.

In the resolved topology, the precision of the four-momenta of the b-tagged jets is improved with a multivariate regression analysis utilizing a DNN trained on simulated b jets from $t\bar{t}$ events [93], which, in turn, improves the dijet invariant mass resolution by 10–15%. The momenta of the Higgs boson candidate jets are corrected by the application of the b jet energy regression described above. After the application of the regression, dedicated scale and smearing corrections are applied to the b jet energy to match the dijet invariant mass resolution in simulation to that in data. The scale and smearing parameters are extracted using events containing two jets recoiling against a Z boson that decays into leptons, where the transverse momentum of the second jet is small compared to the first jet and to the vector boson. The parameters are extracted by extrapolating the transverse momentum of the second jet to 0. Because the Z boson p_T is balanced with the jet p_T , and given that the lepton momentum measurement is more precise, the ratio of the reconstructed jet momentum (p_T^j) to the Z boson momentum ($p_T^{\ell\ell}$) enables a precise measurement of the jet momentum and energy. The distribution of the energy difference between the p_T balance procedure, exploiting the ratio of the reconstructed jet momentum (p_T^j) to the Z boson momentum ($p_T^{\ell\ell}$), and the b jet energy regression is used to estimate the b jet energy regression scale and smearing corrections and uncertainties.

To identify AK8 jets that are consistent with being initiated by two b quarks from the Higgs boson decay, a dynamic graph convolutional neural network based tagger, PARTICLENET [94], and the groomed jet mass are used. The soft drop algorithm, a generalization of the modified mass drop algorithm [95, 96], with angular exponent $\beta = 0$, soft cutoff threshold $z_{\text{cut}} = 0.1$, and characteristic radius $R_0 = 0.8$ [97] is used to groom the AK8 jets, and the corresponding groomed mass, known as the soft-drop mass (m_{SD}), is required to be within a window of 90–150 GeV for a jet to be H tagged. In this algorithm, the constituents of the AK8 jets are reclustered using the Cambridge–Aachen algorithm [98, 99] and the relative p_T between the successive clusters of particles merged during the jet clustering is checked to remove soft, wide-angle particles from the jet. The PARTICLENET algorithm uses jet constituents, as well as the secondary vertices associated with the jet and has been studied extensively in CMS [100]. The relative score of the PARTICLENET tagger, specifying how likely the jet is originated from a heavy particle decaying to a pair of b quarks ($X \rightarrow b\bar{b}$), as compared to the same from a

light quark or gluon, has been used in the analysis. The PARTICLENET tagger performance is decorrelated from the mass of the parent particle by using simulated samples containing Lorentz-boosted spin-0 particles with a flat mass spectrum between 15 and 250 GeV and subsequently decaying to a pair of quarks as the signal sample, and the multijet QCD events as the background sample in training. In the analysis, the threshold used on the PARTICLENET discriminator corresponds to a misidentification rate of approximately 1% for light-quark and gluon jets and signal efficiency of 80–85% in simulation. The calibration of the PARTICLENET tagger is performed using an event sample enriched in jets originating from the $g \rightarrow b\bar{b}$ decay, which have substructure similar to that for jets arising from the $H \rightarrow b\bar{b}$ decay [101], and correction factors depending on the jet p_T are applied in simulation to match the efficiency of the PARTICLENET tagger in data [102].

The missing transverse momentum vector \vec{p}_T^{miss} is computed as the negative vector sum of the transverse momenta of all the PF candidates in an event, and its magnitude is denoted as p_T^{miss} [103]. The \vec{p}_T^{miss} is modified to account for corrections to the energy scale of the reconstructed jets in the event. Track-based missing transverse momentum $\vec{p}_T^{\text{trk,miss}}$ [104] is also used in the analysis. In this case, only tracks with p_T above a minimum momentum threshold and with an impact parameter consistent with the PV are considered in the vectorial sum. The tracks are also required to pass quality requirements designed to limit the contribution from misreconstructed tracks. Corrections are applied to ensure that the azimuthal angle of \vec{p}_T^{miss} has a flat distribution. Anomalous high- p_T^{miss} events can be due to a variety of reconstruction failures, detector malfunctions or noncollision backgrounds. Such events are rejected by event selection conditions that are designed to identify more than 85–90% of the spurious high- p_T^{miss} events with a mistagging rate less than 0.1% [103].

6 Event selection and background estimation

The basic selection criteria closely follow those used in the $VH(b\bar{b})$ cross section measurement in the STXS phase space [11]. Some key differences are the usage of the updated CMS flavor tagging algorithms for resolved and boosted topologies, i.e., DEEPJET and PARTICLENET, for the identification of AK4 and AK8 jets stemming from the $H \rightarrow b\bar{b}$ decays, respectively.

In the resolved topology, the two AK4 jets with the highest b tagging scores, referred to as $b_{1,2}$, form the H boson candidate. In the boosted topology, the AK8 jet with the highest PARTICLENET $X \rightarrow b\bar{b}/\text{QCD}$ score ratio provides the H boson candidate.

For all three final states considered in the analysis, 0-lepton, 1-lepton, and 2-lepton, the signal region (SR) is constructed to capture most of the $V(\rightarrow \nu\nu/\ell\nu/\ell\ell)H(\rightarrow b\bar{b})$ signal events. A condition that the reconstructed H candidate mass is within 90–150 GeV is imposed in the SR for all channels. Several control regions (CRs) are defined targeting events from different processes, vector boson production in association with heavy-flavor (V+HF) and light-flavor (V+LF) jets, and top quark pair production ($t\bar{t}$) – by changing the conditions on different variables.

Events that are selected in the SR (CRs) of both resolved and boosted categories are assigned to the SR (CRs) in the boosted category. If an event is selected in the SR of the resolved category and any CR of the boosted category, it is considered only in the former category. The treatment of the overlap has been optimized using the sensitivity of the analysis under the SM hypothesis as a figure of merit, as also discussed in Ref. [11].

In the following, selection conditions for different CRs and SR in the resolved and boosted

categories of different final states are discussed. The kinematic selections on electrons, muons, jets, and missing transverse momentum are already discussed in Section 5.

6.1 Selection criteria in the 0-lepton channel

Events in the 0-lepton final state are selected by requiring a significant amount of p_T^{miss} . Selected events must not contain any isolated lepton with $p_T > 15$ GeV and $|\eta| < 2.5$. The value of p_T^{miss} in the resolved and boosted categories is required to be higher than 190 and 250 GeV, respectively. In the resolved category, the minimum of p_T^{miss} and H_T^{miss} , defined as the magnitude of the negative vectorial sum of all AK4 jets in the event, is required to be higher than 150 GeV, ensuring that the trigger efficiency reaches the plateau, and the presence of at least two AK4 jets is required. To reduce the QCD multijet background, a requirement of $\Delta\phi > 0.5$ between \vec{p}_T^{miss} and any jet with $p_T > 30$ GeV is applied. In the resolved category, among two b candidate AK4 jets, the highest p_T jet is required to satisfy $p_T > 60$ GeV, whereas the other jet is required to have $p_T > 30$ GeV, and the H candidate p_T , i.e., the p_T of the dijet system, is required to exceed 120 GeV to reduce the background contribution. A requirement of $\Delta\phi > 2.5$ between \vec{p}_T^{miss} and the H candidate dijet system is imposed to further reduce the QCD multijet contamination. A similar requirement is also used in the boosted category, where a looser condition of $\Delta\phi > \frac{\pi}{2}$ is used between \vec{p}_T^{miss} and the H candidate AK8 jet since there are few signal events at small $\Delta\phi$ values.

To separate the $t\bar{t}$ CR from other regions, the number of additional jets, defined as the AK4 jets with $p_T > 30$ GeV satisfying $\Delta R > 0.4$ with respect to the $H \rightarrow b\bar{b}$ candidate AK4 jets, is used. In the boosted category, at least one b-tagged AK4 jet with $p_T > 20$ GeV outside the H boson candidate AK8 jet is required to separate this CR from other regions. The additional set of main event selection criteria in the 0-lepton channel is reported in Table 2 for the resolved category. The main event selection criteria used in the boosted category of the 0-lepton channel are listed in Table 3.

Table 2: Selection criteria for the resolved category in the 0-lepton final state. Momenta and masses have units of GeV.

Variable	SR	V+HF CR	V+LF CR	$t\bar{t}$ CR
Max (b tag score of b_1 and b_2)	\geq medium	\geq medium	$<$ medium	\geq medium
Min (b tag score of b_1 and b_2)	\geq loose	\geq loose	\geq loose	\geq loose
No. of additional jets	< 2	< 2	< 2	≥ 2
$\Delta\phi$ ($\vec{p}_T^{\text{trk,miss}}, \vec{p}_T^{\text{miss}}$)	< 0.5	< 0.5	< 0.5	—
$M(b_1, b_2)$	$\in [90, 150]$	$\in [50, 250] \cup \notin [90, 150]$	$\in [50, 250]$	$\in [50, 250]$

Table 3: Selection criteria for the boosted category in the 0-lepton final state. Momenta and masses have units of GeV.

Variable	SR	V+HF CR	V+LF CR	$t\bar{t}$ CR
H PARTICLENET score	≥ 0.94	≥ 0.94	$\in [0.1, 0.94)$	≥ 0.94
$N_{b\text{-tagged jets outside H cand.}}$	$= 0$	$= 0$	$= 0$	> 0
m_{SD}^{H}	$\in [90, 150]$	$\in [50, 250] \cup \notin [90, 150]$	> 50	> 50

6.2 Selection criteria in the 1-lepton channel

The 1-lepton channel is characterized by the presence of exactly one isolated lepton and missing transverse momentum. The W boson momentum is reconstructed using the lepton, \vec{p}_T^{miss} ,

and by fixing the W boson mass to be 80.4 GeV [105] to obtain the z component of the momentum. When two physical solutions exist for the z component of the momentum of the neutrino from the W boson decay, both are retained for use in the multivariate analysis discussed in Section 7. A requirement of the reconstructed W boson p_T to be higher than 170 and 250 GeV is applied in the resolved and boosted categories, respectively, in order to reduce the background contribution. The reconstructed W boson is also required to satisfy $\Delta\phi < 2$ with respect to \vec{p}_T^{miss} in both categories. Since the W and H candidates are expected to be produced in a back-to-back topology, $\Delta\phi$ between those is required to be higher than $\frac{\pi}{2}$ and 2.5 in the boosted and resolved categories, respectively. A tighter condition in the resolved category helps to remove background contributions, especially in the $t\bar{t}$ CR, which is small in the boosted category. The additional set of main event selection criteria for the resolved category in the 1-lepton final state are described in Table 4. In the boosted category, a condition on the number of b -tagged AK4 jets with $p_T > 20$ GeV outside the H boson candidate AK8 jet is applied, which reduces its overlap with the resolved category and separates the $t\bar{t}$ CR from other regions. Table 5 lists the main event selection criteria used in the boosted category of the 1-lepton channel.

Table 4: Selection conditions for the resolved category in the 1-lepton final state. Momenta and masses have units of GeV.

Variable	SR	V+HF CR	V+LF CR	$t\bar{t}$ CR
Max (b tag score of b_1, b_2)	\geq medium	\geq medium	\geq loose and $<$ medium	\geq tight
Min (b tag score of b_1, b_2)	\geq loose	\geq loose	—	—
No. of additional jets	< 2	< 2	—	≥ 2
$M(b_1, b_2)$	$\in [90, 150]$	$\in [50, 250] \cup \notin [90, 150]$	$\in [50, 250]$	$\in [50, 250]$

Table 5: Selection conditions for the boosted category in the 1-lepton final state. Momenta and masses have units of GeV.

Variable	SR	V+HF CR	V+LF CR	$t\bar{t}$ CR
H PARTICLENET score	≥ 0.94	≥ 0.94	$\in [0.1, 0.94)$	≥ 0.94
$N_{b\text{-tagged}}$ jets outside H cand.	$= 0$	$= 0$	$= 0$	> 0
m_{SD}^H	$\in [90, 150]$	$\in [50, 250] \cup \notin [90, 150]$	> 50	> 50

6.3 Selection criteria in the 2-lepton channel

In the 2-lepton channel, two oppositely charged isolated leptons with an invariant mass closest to the nominal Z boson mass form the Z candidate. A p_T threshold of 75 GeV is used on the Z candidate in the resolved category, whereas it is 250 GeV in the boosted category. In the resolved category, the dilepton invariant mass is used to separate the $t\bar{t}$ CR, while the boosted category also uses the number of b -tagged AK4 jets similar to the 1-lepton channel. The vector boson mass requirements for the definition of the V+HF and $t\bar{t}$ CRs are different for the resolved and boosted analysis selections, being looser for the latter to increase the data statistics and to improve the precision on the constraints of the background processes extracted in the boosted phase-space. The vector boson mass requirements around the Z mass pole is tighter for the resolved V+HF CR selection compared to the V+LF CR selection to increase the V+HF background purity inside the Z mass window. The additional set of main event selection criteria used for the resolved and boosted categories in the 2-lepton final state is given in Tables 6 and 7, respectively.

Table 6: Selection conditions for the resolved category in the 2-lepton final state. Momenta and masses have units of GeV.

Variable	SR	V+HF CR	V+LF CR	$t\bar{t}$ CR
Max (b tag score of b_1, b_2)	\geq medium	\geq medium	$<$ loose	\geq tight
Min (b tag score of b_1, b_2)	\geq loose	\geq loose	$<$ loose	\geq loose
m^V	$\in [75, 105]$	$\in [85, 97]$	$\in [75, 105]$	$\in [10, 75]$ or ≥ 120
$M(b_1, b_2)$	$\in [90, 150]$	$\in [50, 250] \cup \notin [90, 150]$	$\in [90, 150]$	$\in [50, 250]$

Table 7: Selection conditions for the boosted category in the 2-lepton final state. Momenta and masses have units of GeV.

Variable	SR	V+HF CR	V+LF CR	$t\bar{t}$ CR
H PARTICLENET score	≥ 0.94	≥ 0.94	< 0.94	≥ 0.94
m^V	$\in [75, 105]$	$\in [75, 105]$	$\in [75, 105]$	≤ 75 or ≥ 105
m_{SD}^H	$\in [90, 150]$	$\in [50, 250] \cup \notin [90, 150]$	> 50	> 50

6.4 Application of process-specific corrections

A mismodeling of the W +jets and Z +jets samples simulated at NLO is observed at small values of ΔR between the $H \rightarrow b\bar{b}$ candidate AK4 jets, as discussed in Section 4. A reweighting is performed in the $\Delta R(b_1, b_2) < 1$ range of the V+HF CR and the correction factors extracted differentially in $\Delta R(b_1, b_2)$ are applied to the simulated V+jets samples in all resolved regions of the analysis. In the resolved category of the 2-lepton final state, a data-to-simulation mismodeling is observed at low- p_T values of the H candidate dijet system in both V+HF and V+LF CRs, while the p_T spectra of individual AK4 jets are well modeled. This also affects the modeling of other variables characterizing the dijet system. An additional reweighting is performed separately for electron and muon final states and different p_T ranges of the dilepton system. The weights are derived in the mismodeled $p_T(b_1, b_2) < 100$ GeV region using the V+LF CR and applied to the Z +jets process in all regions of the 2-lepton channel. After reweighting, a significant improvement is observed in the modeling of kinematic variables corresponding to the dijet system, e.g., $p_T(b_1, b_2)$, $\Delta\eta(b_1, b_2)$, and $\Delta\phi(b_1, b_2)$. Shape uncertainties associated to these corrections are propagated to the fit model as discussed in Section 8.

7 Analysis strategy for effective field theory parameter extraction

A multivariate approach using a number of kinematic variables characterizing the VH system is used to construct optimal observables for probing Wilson coefficients corresponding to the SMEFT operators described in Section 2. Specifically, the boosted information tree (BIT) [42, 43], a likelihood-free inference method using boosted decision trees, is employed in this analysis. The core idea of the BIT approach, which differs from the MELA method applied in previous CMS analyses [25–27], is briefly discussed below.

7.1 Likelihood ratio estimation

An event, characterized by detector-level observables \mathbf{x} , can be produced by a parton-level configuration \mathbf{z} . The relation between these two quantities and any theory parameter θ affecting the event is:

$$p(\mathbf{x}|\theta) = \int d\mathbf{z} p(\mathbf{x}|\mathbf{z})p(\mathbf{z}|\theta). \quad (6)$$

For this analysis, θ corresponds to the set of considered Wilson coefficients. In Eq. (6), the transfer function $p(\mathbf{x}|\mathbf{z})$ models the parton showering and hadronization processes as well as all detector effects. The differential cross-section at a specific point θ in the Wilson coefficient space with respect to the parton-level configuration is proportional to a quadratic sum of contributions at the matrix-element (\mathcal{M}) level:

$$d\sigma_{\theta}(\mathbf{z}) \propto |\mathcal{M}_{\text{SM}}(\mathbf{z}) + \sum_{1 \leq i \leq M} \theta_i \mathcal{M}_i(\mathbf{z})|^2 d\mathbf{z} \quad (7)$$

where the sum in the second term runs over the M Wilson coefficients probed in the analysis, i.e., $\theta (= \theta_{i=1, \dots, M})$.

The parton-level probability distribution function $p(\mathbf{z}|\theta)$ is written as:

$$p(\mathbf{z}|\theta) = \frac{1}{\sigma(\theta)} \frac{d\sigma_{\theta}(\mathbf{z})}{d\mathbf{z}} \quad (8)$$

and is simulated in the analysis as described in Section 4.

The parton-level dependence on the Wilson coefficients is at most quadratic. The factorization of this polynomial dependence on θ can be extracted based on the integral of Eq. (6). Therefore, the polynomial dependence also applies to the detector-level probability distribution function $p(\mathbf{x}|\theta)$:

$$p(\mathbf{x}|\theta) = p_0(\mathbf{x}) + \sum_{1 \leq i \leq M} p_{l,i}(\mathbf{x}) \frac{\theta_i}{\Lambda^2} + \sum_{1 \leq i \leq M} p_{q,i}(\mathbf{x}) \frac{\theta_i^2}{\Lambda^4} + \sum_{1 \leq i < j \leq M} p_{m,i,j}(\mathbf{x}) \frac{\theta_i \theta_j}{\Lambda^4}, \quad (9)$$

where $p_0(\mathbf{x})$ describes the probability distribution function of the event \mathbf{x} under the SM hypothesis and the i and j indices run over the M different Wilson coefficients considered in the analysis. The SMEFT effects in Eq. (9) consist of three different types of contributions:

- Linear part, labeled $p_{l,i}(\mathbf{x})$: describes the interference between SM and SMEFT operators.
- Quadratic part, labeled $p_{q,i}(\mathbf{x})$: describes the squared contribution from a single dimension-six operator.
- Mixed part, labeled $p_{m,i,j}(\mathbf{x})$: describes the contribution from the interference between two dimension-six operators.

The likelihood ratio between two SMEFT hypotheses corresponding to different values of Wilson coefficients (θ and θ_0) is used as a test statistic to extract the EFT effects in the analysis. Using notations and developments presented in Ref. [43], the likelihood ratio can be written as:

$$q_{\theta} = -\log \frac{L(D|\theta)}{L(D|\theta_0)}, \quad (10)$$

while the likelihood is given by:

$$L(D|\theta) = \frac{e^{-\mathcal{L}\sigma(\theta)}}{N!} \prod_{1 \leq i \leq N} \mathcal{L}\sigma(\theta) p(\mathbf{x}_i|\theta), \quad (11)$$

where \mathcal{L} is the integrated luminosity of the data set, and $\sigma(\theta)$ is the inclusive cross section of the considered process, the VH production in this case, under the hypothesis of the presence of a given Wilson coefficient θ . Under these assumptions, the likelihood ratio in Eq. (10) reads:

$$q_{\theta} = \mathcal{L}(\sigma(\theta) - \sigma(\theta_0)) - \sum_{1 \leq i \leq N} \log R(\mathbf{x}_i|\theta, \theta_0), \quad (12)$$

where

$$R(\mathbf{x}|\boldsymbol{\theta}, \boldsymbol{\theta}_0) = \frac{\sigma(\boldsymbol{\theta})p(\mathbf{x}|\boldsymbol{\theta})}{\sigma(\boldsymbol{\theta}_0)p(\mathbf{x}|\boldsymbol{\theta}_0)}. \quad (13)$$

The normalization factor $\sigma(\boldsymbol{\theta})/\sigma(\boldsymbol{\theta}_0)$ is independent of event kinematics and is obtained directly from simulation. The remaining ratio of probabilities is intractable, i.e., not known from the parton-level configuration, but can be estimated using the methodology described in Refs. [40, 106] that corresponds to the generic minimization of a functional with a target function given as a joint probability distribution of detector- and parton-level quantities. This makes it possible to estimate a detector-level ratio of probabilities. More precisely, using the following ratio as the target in the previously mentioned minimization:

$$R(\mathbf{x}, \mathbf{z}|\boldsymbol{\theta}, \boldsymbol{\theta}_0) = \frac{p(\mathbf{x}, \mathbf{z}|\boldsymbol{\theta})}{p(\mathbf{x}, \mathbf{z}|\boldsymbol{\theta}_0)} = \frac{p(\mathbf{z}|\boldsymbol{\theta})}{p(\mathbf{z}|\boldsymbol{\theta}_0)}, \quad (14)$$

makes it converge to estimate $R(\mathbf{x}|\boldsymbol{\theta}, \boldsymbol{\theta}_0)$. As discussed in Section 4, the joint likelihood ratios in Eq. (14) are simulated and can be used in a regression to estimate the detector-level likelihood ratio.

As described in Ref. [43], the likelihood ratio estimation is performed using decision trees. Making use of the polynomial dependence of $p(\mathbf{x}|\boldsymbol{\theta})$ on $\boldsymbol{\theta}$, the likelihood ratio in Eq. (13) can be expanded as:

$$R(\mathbf{x}|\boldsymbol{\theta}, \boldsymbol{\theta}_0) = 1 + \sum_{1 \leq i \leq M} (\theta_i - \theta_{0i}) R_i(\mathbf{x}) + \sum_{1 \leq i < j \leq M} \frac{1}{2} (\theta_i - \theta_{0i}) (\theta_j - \theta_{0j}) R_{i,j}(\mathbf{x}), \quad (15)$$

where the indices i and j run over the considered Wilson coefficients and $R_i(\mathbf{x})$ and $R_{i,j}(\mathbf{x})$ correspond to the partial derivatives with respect to the Wilson coefficients, as defined in Eq. (16):

$$R_i(\mathbf{x}) = \left. \frac{\partial}{\partial \theta_i} R(\mathbf{x}|\boldsymbol{\theta}, \boldsymbol{\theta}_0) \right|_{\boldsymbol{\theta}=\boldsymbol{\theta}_0}, \quad R_{i,j}(\mathbf{x}) = \left. \frac{\partial}{\partial \theta_i} \frac{\partial}{\partial \theta_j} R(\mathbf{x}|\boldsymbol{\theta}, \boldsymbol{\theta}_0) \right|_{\boldsymbol{\theta}=\boldsymbol{\theta}_0}. \quad (16)$$

The regression will use partial derivatives of the joint likelihood ratio in Eq. (14), obtained using the SMEFT weights in the simulated VH samples, as described in Section 4, as target functions to make the minimization converge to R_i and $R_{i,j}$. For the background processes, since no EFT effects are considered, $R_i(\mathbf{x})$ and $R_{i,j}(\mathbf{x})$ are always zero. The regression is performed using boosted decision trees as implemented in the BIT framework described in Ref. [43]. Each component R_i or $R_{i,j}$ of the likelihood ratio Eq. (15) are estimated independently as the output of the regression.

7.2 The BIT training regions and input features

The regression discussed in Section 7.1 is implemented using the light gradient boosting machine (LightGBM) [107] tree boosting framework and following the BIT method with the cross-entropy loss function. The training is performed separately in the resolved and boosted categories defined in Section 6 and inclusively across data taking eras (2016–2018), given the same behavior of the input features of the BIT training across data-taking eras. The signal consists of the SM VH process, while the SMEFT effects are encoded in the targets of the regression. As described in Eq. (15), each Wilson coefficient is associated with a linear component R_i and to quadratic and mixed components $R_{i,j}$. Each component in this expansion corresponds to an individual BIT training.

The training is performed in the analysis SRs defined in Section 6 separately for each final state after combining event samples from all data-taking eras. Angular observables sensitive to SMEFT effects as presented in Section 2 are included in the training for the 1- and 2-lepton final states along with kinematic features of these final states, which carry separation power between signal (SM VH and SMEFT effects) and backgrounds. It is relevant to note that, due to the nature of the 0-lepton final state topology, it is not possible to construct angular variables, so only energy-sensitive kinematic variables and observables characterizing the $H \rightarrow b\bar{b}$ system are used in the training. The DEEPIET discriminator values (full shape) of the H candidate b-tagged jets and the PARTICLENET discriminator value (binned in the calibrated working points according to the descriptions in Section 5) of the H candidate AK8 jet are used as inputs to the BIT trainings in the resolved and boosted categories, respectively. Since a boosted decision tree technique is used, the algorithm selects the group of features resulting in the largest improvement of the loss function for each iteration. Therefore, a single feature can be employed several times to define the splitting if it carries a significant signal vs. background discrimination power. On the other hand, some features characterized by little to no discrimination power are not employed in the algorithm split. Thus, the training defines itself the relevance of the input features. A fraction of 50% of the events are used for the training, which are then removed from the analysis. The regression scores are evaluated for the remaining 50% of the events.

In order to validate the BIT implementation, a background-free BIT training was performed. The target of the training $R(\mathbf{x}, \mathbf{z}|\theta, \theta_0)$ is a joint quantity over the (\mathbf{x}, \mathbf{z}) space, but the output of the training is only a function of \mathbf{x} , i.e., the detector-level configurations. Thus, the distributions of the target and output cannot be compared directly. To obtain comparable quantities, profiling over any of the features used during training is necessary. In each bin of the profile, the parton-level configurations will be averaged out and this allows the comparison of the regression output and target on detector-level configurations, hence the validation of the BIT regression training. An excellent agreement between the two detector-level quantities was found, demonstrating the ability of the model to learn the likelihood ratio in the absence of background.

Nonetheless, the background events need to be considered in the training in order to apply the regression to the analysis. The BIT trainings need to perform two tasks, i.e., separate the background events with vanishing EFT weights, as mentioned in Section 7.1, from the signal events, as well as learning the likelihood ratio of the signal component. The hyperparameters of the BIT are optimized to achieve maximal separation between events that are not affected by EFT effects and the EFT-relevant signal. The BIT parameters are optimized by minimizing the loss function for each SMEFT component training individually. A grid search is performed over hyperparameters to find the optimal number of leaves in a tree, maximum depth of a tree, minimum number of events in a node to allow a split, learning rate, and number of boosting iterations. The training data are split into K -folds for cross-validation in such a way that the proportion of signal is conserved in each part of the split. In the resolved and boosted categories, the training data are split in $K = 3$ and $K = 5$ folds, respectively. The training was then performed K times by leaving out one of the K data sets which was then used as validation data. Out of the set of trainings for each hyperparameter point in the grid, the one set performing the best on average defines the optimal hyperparameters for that training.

The EFT-sensitive variables, such as the p_T of the vector boson, the invariant mass of the VH system, as well as the angular variables described in Section 2 play an important role in distinguishing the effects of EFT operators from the VH signal process as predicted by the SM, whereas the variables not relevant for EFT effects, e.g., H candidate mass, ratio of the V boson

p_T to the H candidate p_T , are useful to separate the background contributions from the SM VH component and the EFT signal. Hence, both classes of input features are highly ranked by the BIT discriminant.

7.3 Optimization of discriminator shapes

By performing the training described in Section 7.2, all the R_i and $R_{i,j}$ components in the expansion of the likelihood ratio in Eq. (15) are estimated.

An example case of $N = 3$ arbitrarily chosen Wilson coefficients affecting the VH production (labeled generically c_1 , c_2 , and c_3) is considered. Each point in this three-dimensional space corresponds to a reweighting of the SM events as described by Eq. (9). Therefore, the likelihood ratio for a point $\theta = (\theta_1, \theta_2, \theta_3)$ with respect to the SM, i.e., $(0, 0, 0)$, following Eq. (15) can be written as follows:

$$R(x|\theta) = 1 + \theta_1 R_{c_1}(x) + \theta_2 R_{c_2}(x) + \theta_3 R_{c_3}(x) + \frac{1}{2} \theta_1^2 R_{c_1, c_1}(x) + \theta_1 \theta_2 R_{c_1, c_2}(x) + \dots, \quad (17)$$

which is the optimal observable for the separation of the SMEFT signal at a non-SM point θ from the prediction of the SM. However, $R(x|\theta)$ is not an optimal test statistic separating the SMEFT signal at a different point, e.g., θ' from the SM. In Eq. (17), the generic indices of Eq. (15) have been replaced by the names of the Wilson coefficients, and the coefficients of the polynomial are the components of θ , which are extracted in this analysis. In order to retain the maximum separation power of the likelihood ratio for the Wilson coefficient extractions based on the binned templates of $R_{c_1}(x)$, $R_{c_2}(x)$, and $R_{c_3}(x)$, it would be necessary to compute different BIT template shapes for each point in the Wilson coefficient space. This is unfeasible for binned templates since up and down variations of the templates due to systematic uncertainties would need to be constructed at each Wilson coefficient point. To address this, a novel template optimization technique is developed. The overall objective of the template optimization is to define a template that retains as much information in signal vs. background separation as possible when all six Wilson coefficients under study in this analysis are profiled together in the fit model. Additionally, it is important to avoid regions in the Wilson coefficient space that deteriorate the sensitivity for some coefficients significantly because of anticorrelation effects. Bayesian optimization is a flexible way of minimizing functions using Gaussian processes and it is used in this analysis to define the optimal template shape for the extraction of Wilson coefficient values that encapsulate the SMEFT effects. This model does not assume a specific functional form for the minimization and is typically used when the function to minimize is expensive to compute [108]. This allows global minimization in a limited number of iterations, without the need to compute derivatives of the function to minimize. The figure of merit used for the optimization is the size of the 95% confidence intervals on the Wilson coefficients that the analysis has the power to constrain. Therefore, the optimization consists of finding a candidate point θ in the N -dimensional Wilson coefficient space, thus defining the observable of Eq. (17) that maximizes the expected sensitivity to the N Wilson coefficients using a fully profiled N -dimensional fit.

The constraining power of the various channels depends on the Wilson coefficients that are being targeted. The inclusion of Wilson coefficients with little to no constraining power leads to unconstrained directions in the likelihood scans, which is undesirable as the variations of such coefficients in very large ranges impact the optimal working point of the shape optimization. While the optimization of the template shape is performed on subsets of Wilson coefficients, which are the sensitive Wilson coefficients for a given channel, all of the six Wilson coefficients will be profiled together for the EFT signal extraction.

For the 0-lepton channel, the Wilson coefficients that are considered in the Bayesian optimization are: $c_{Hq}^{(1)}$, $c_{Hq}^{(3)}$, c_{Hu} , and c_{Hd} . Such coefficients are mostly constrained by kinematic properties and carry minimal dependence on angular variables, as in the 0-lepton channel it is not possible to use angular correlation between the Z boson decay products. In the case of the 1-lepton channel, only three Wilson coefficients: $c_{Hq}^{(3)}$, g_2^{WW} , and g_4^{WW} (which directly translate to g_2^{ZZ} and g_4^{ZZ} in terms of numerical values of the coefficients as explained in Section 2) are used in the optimization since those correspond to the operators that affect the WH production. The optimization in the 2-lepton channel is performed over all six Wilson coefficients probed in this analysis: $c_{Hq}^{(1)}$, $c_{Hq}^{(3)}$, c_{Hu} , c_{Hd} , g_2^{ZZ} , and g_4^{ZZ} . The optimization process results in a BIT template, i.e., a binned BIT score, that is optimal only at one particular value of the set of Wilson coefficients and is used for the EFT signal extraction. For any other values of Wilson coefficients, the template does not guarantee the optimal separation of SMEFT signals from the SM background.

Figure 3 shows the distribution of the BIT score for several EFT signal hypotheses for values of the Wilson coefficients in the 2-lepton channel (resolved and boosted categories) selected by the discriminant shape optimization procedure described in this section. The SR binning is defined in order to keep a constant SM signal contribution for each bin of the BIT observable and the number of bins is chosen by requiring a minimum number of raw background events: 20 bins are used in the resolved category, while three or four bins are used in the boosted category, depending on the channel.

The templates, constructed from the sum of all background components, are also reported for comparison and are found to peak at low values of the BIT score, hence guaranteeing signal vs. background separation for the EFT signal extraction discussed in Section 9.

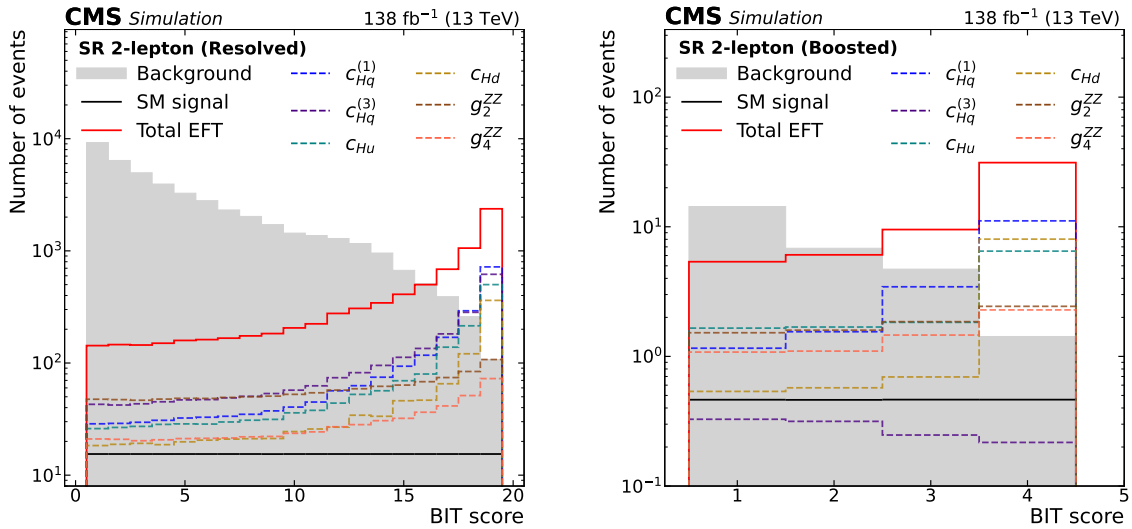


Figure 3: Selected template shapes after the optimization process described in Section 7.3 in the resolved (left) and boosted (right) categories of the 2-lepton channel. The template shapes of the EFT signal components are shown for arbitrary values of the Wilson coefficients: $(c_{Hq}^{(1)}, c_{Hq}^{(3)}, c_{Hu}, c_{Hd}, g_2^{ZZ}, g_4^{ZZ}) = (1, 0.8, 1, 1, 2, 2)$ and $(0.2, -0.03, 0.2, 0.2, 1, 1)$ in the resolved and boosted categories, respectively. The SM VH signal is flat by construction. The background is shown as the grey histogram.

8 Systematic uncertainties

Theoretical uncertainties arising from the choice of PDFs and the value of the strong coupling constant, 1.9% for the quark-induced ZH and WH processes, and 2.4% for the gluon-induced ZH process, are derived for each signal and background process following the recommendations given in Ref. [109] and are treated as correlated across data-taking eras. Uncertainties in the factorization and renormalization scales, μ_F and μ_R , are considered for all background processes and correlated across data-taking eras. These theoretical scale uncertainties are derived by varying μ_F and μ_R individually up and down by a factor of two around their default values. The theoretical uncertainty in the $H \rightarrow b\bar{b}$ branching fraction is 0.5% [45]. The NLO electroweak corrections to the ZH and WH processes have a 2% uncertainty [45].

Since simulated samples are employed to obtain shapes of observable distributions for the various background processes, dedicated modeling uncertainties impacting both shape and normalization of the processes are included in the fit model. These shape uncertainties originate from the reweighting procedure employed to improve the background modeling, e.g., the $\Delta R(bb)$ and H candidate dijet momentum corrections discussed in Section 6.4, and are propagated as shape uncertainties to the fit model. These uncertainties are treated as uncorrelated between data-taking eras and across background processes.

The corrections applied to account for differences in the electron and muon trigger, reconstruction, and identification efficiencies in data and simulation are impacted by systematic uncertainties stemming from several sources, e.g., the selection conditions applied to the leptons, the efficiency measurement method, and the limited size of the simulated samples used in the efficiency measurement. They depend on the lepton p_T and $|\eta|$, and affect the process normalizations by 1–2%. An uncertainty in the p_T^{miss} trigger efficiency correction is included and has a $\approx 1\%$ effect.

Uncertainties in the b tagging efficiency and misidentification rate measurements for the DEEPJET algorithm used in the resolved topology of the analysis depend on the jet flavor, p_T , and η . These uncertainties are split into nine independent sources and fifteen p_T and $|\eta|$ ranges, and treated as uncorrelated between data-taking eras. For the tagging efficiencies of the PARTICLENET discriminator used in the boosted topology, uncertainties are extracted for the $H \rightarrow b\bar{b}$ events at the particle level. These uncertainties are parameterized in regions of jet p_T (200–300, 300–400, 400–500, 500–600, >600 GeV) and are extracted for the medium (0.94–0.98) and tight (>0.98) PARTICLENET working points used in the analysis for the BIT training.

Uncertainties in the jet energy scale (JES) and jet energy resolution (JER) depend on the p_T and $|\eta|$ of the jets, and affect the kinematic properties of AK4 and AK8 jets, as well as the p_T^{miss} in the event. The uncertainties in the JES are split into independent sources accounting for different experimental effects [87]. Some of these uncertainty sources are uncorrelated between the different data-taking periods, e.g., when that uncertainty component depends on the size of the available data sample. For b-tagged jets, to which the previously described b jet energy regression is used, additional uncertainties in the JES and JER corrections are considered. To reduce the effects from statistical fluctuations on the alternative JES and JER template variations, a smoothing technique is applied to templates exhibiting large fluctuations with respect to the nominal templates. The normalization of the systematic variation is fixed, and the ratio of the template to the nominal one is smoothed. Additionally, a symmetrization step is also employed for all templates to construct the up and down-variation template histograms. Finally, constrained JES nuisance parameters are decorrelated across the SRs and CRs to release such constraints. The set of uncertainties relevant for the VH samples applies to the templates of the EFT predictions in the same way those affect the SM prediction.

The uncertainty in the integrated luminosity measurement is 1.2, 2.3, and 2.5% in the 2016, 2017, and 2018 data-taking periods, respectively [110–112], resulting in an overall uncertainty of 1.6%. These uncertainties are treated as partially correlated between the three data-taking years. A 4.6% uncertainty in the total inelastic pp cross section, used to evaluate the pileup profile in data for reweighting to the simulated pileup profile, is applied.

The scale factors correcting the normalization of the main background processes extracted from simulation, i.e., $t\bar{t}$, V+LF (V+udsgc) and V+HF (split in V+b, V+bb), are implemented as freely floating rate parameters and are adjusted by the fit. These scale factors are constrained mostly in the CRs because of their significant statistical power and extrapolated to the SRs. These parameters that scale the process normalizations are treated as uncorrelated between lepton flavors (e, μ) for the light-flavor scale factors due to slightly different data-to-simulation modeling behavior of the electron and muon channels. Such a split is found to improve the overall goodness-of-fit due to additional degrees of freedom in the fit model. As we do not observe differences across lepton flavors for the $t\bar{t}$ and V+HF processes, we do not employ the flavor-specific splitting for these processes. In addition to the process-specific scale factors, additional unconstrained parameters, used to measure flavor-tagging scale factors *in situ* in the boosted categories, are employed to account for the (mis)tagging efficiency difference between data and simulation for high-momentum jets initiated by b, c, or light quarks and gluons. These parameters are treated as fully correlated between channels, and are not correlated with the scale factors corresponding to background processes due to their different nature.

To account for the finite sizes of the simulated samples, each bin of the simulated signal-plus-background template is allowed to vary within its statistical uncertainty, independently from the other bins in the distribution, following the Barlow–Beeston “light” approach [113]. Here, signal refers to the SM VH signal production.

9 Results

Signal-enriched and background-enriched regions are used to extract the SMEFT signal and to constrain the main background processes ($t\bar{t}$ and V+ light/heavy-flavor jets), respectively. The definition of the SR and CRs used in the analysis is reported in Section 6.

In the resolved category of the analysis, the background predictions in the heavy-flavor CRs are extracted by using a template with bins corresponding to exclusive combinations of DEEPJET b tagging scores, binned by working point, of the leading and subleading b-tagged AK4 jets. The contribution of the $t\bar{t}$ process is constrained by its rate measured in $t\bar{t}$ -enriched CRs. As discussed in Section 8, the process scale factors correcting the normalization of the main background processes extracted from simulation, i.e., $t\bar{t}$, V+LF, V+HF are considered inclusively in vector boson p_T and in other observables of the analysis. In the 0- and 2-lepton channels the V+b and V+bb components are split, while in the 1-lepton channel, a freely floating parameter for the V+bb process is used in addition to a prior constraint that governs the ratio of V+b to V+bb. This implementation is needed because the yields of V+b events in the 1-lepton channel are limited due to the tight b tagging requirement applied in the selection and the suppression of the W+b process due to the small size of the corresponding mixing parameters. This approach follows the strategy used in Ref. [11]. Furthermore, all other systematic uncertainties described in Section 8 are included in the fit model.

A statistical analysis is performed to probe for the potential presence of SMEFT operator effects in VH production with a binned maximum likelihood fit using the CMS statistical analysis tool COMBINE [114], which is based on the ROOFIT [115] and ROOSTATS [116] frameworks. The BIT

template shapes, which were defined as described in Section 7, are used in the SR for extracting the SMEFT effects. The modified frequentist approach [117–119] is used in this search to set 95% confidence interval (CI) on the set of Wilson coefficients specified in Section 2 with an asymptotic approximation to the profile likelihood test statistic [120].

Distributions of BIT scores in the SR are shown in Figs. 4, 5, and 6 for the resolved and boosted categories of 2-lepton, 1-lepton, and 0-lepton final states, respectively, after the background-only fit to data is performed. For the boosted category in Fig. 4, a smaller number of bins is used compared to the template shown in Fig. 3 in order to reduce the bin-by-bin uncertainty.

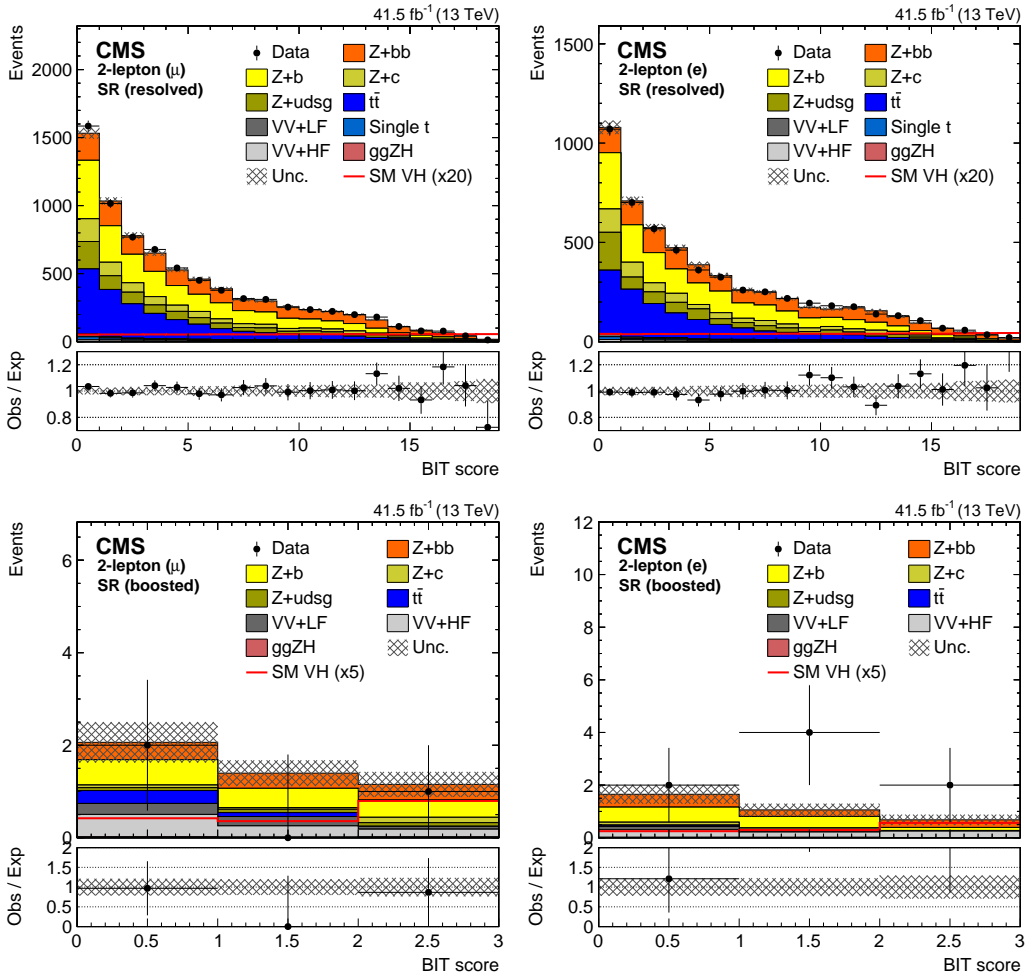


Figure 4: The BIT templates obtained using a background-only fit to data in the 2-muon (left) and 2-electron (right) final states in the SR for resolved (upper row) and boosted (lower row) categories considering the 2017 data set. The SM VH signal has been scaled by 20 and 5 for the resolved and boosted BIT templates in the upper and lower row, respectively, for better visualization. The lower panels show the ratio of the data to the background expectation after the background-only fit to the data.

The conventional definition of CIs using the log-likelihood ratio as the test statistic (q) relies on an asymptotic approximation based on Wilks' theorem [121]. In one dimension, the 68 and 95% CIs defined via asymptotic approximation are the ranges where the test statistic falls below 1 and 4, respectively. In this analysis, as well as several other EFT analyses, the preconditions of Wilks' theorem are not guaranteed to hold because the yields in analysis bins have quadratic dependence on the Wilson coefficients [122]. Therefore, we only provide the ranges where

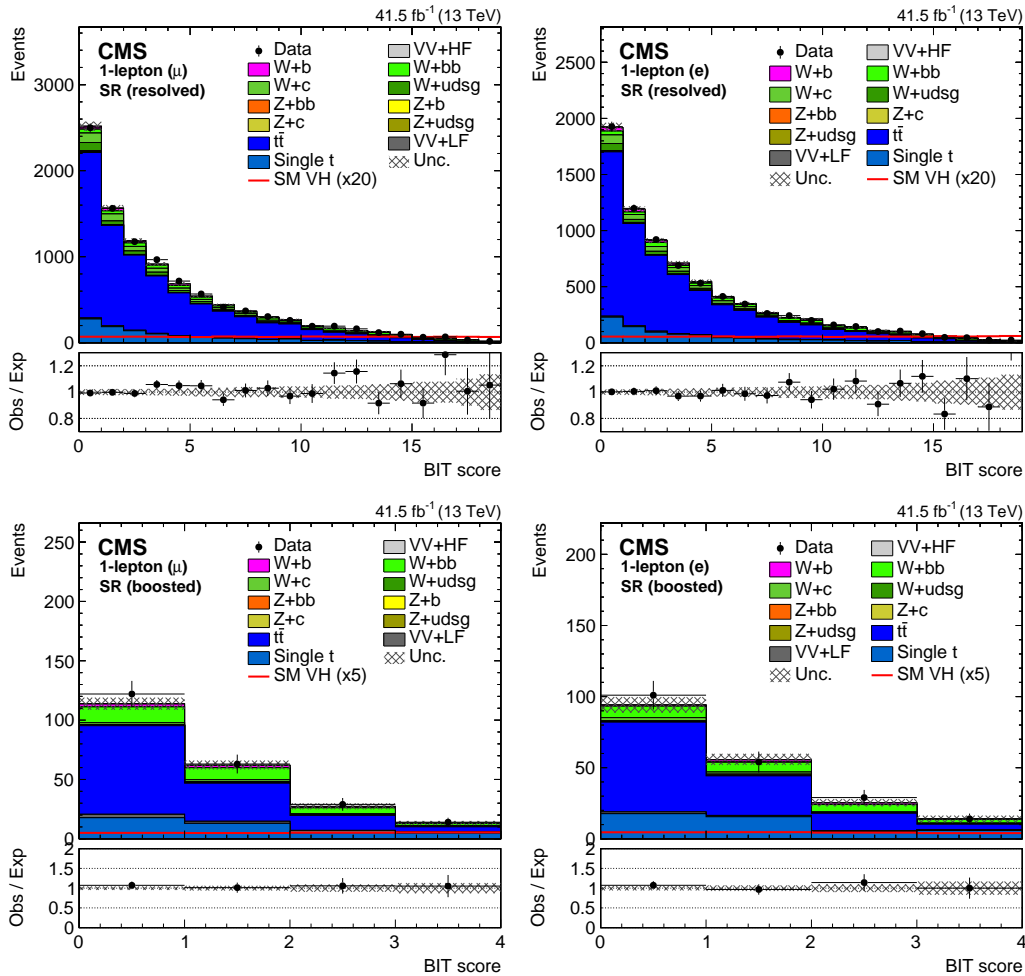


Figure 5: The BIT templates obtained using a background-only fit to data in the 1-muon (left) and 1-electron (right) final states in the SR for resolved (upper row) and boosted (lower row) categories considering the 2017 data set. The SM VH signal has been scaled by 20 and 5 for the resolved and boosted BIT templates in the upper and lower row, respectively, for better visualization. The lower panels show the ratio of the data to the background expectation after the background-only fit to the data.

the test statistic falls below 1 and 4, although the correct coverage of 68% and 95% CI, respectively, is not guaranteed. Although the asymptotic approximation is valid for linear SMEFT constraints and hence the conventional definition of CIs using the log-likelihood ratio as test statistic can be employed, we report ranges where the test statistic falls below 1 and 4 for consistency with the results on the quadratic dependence on the Wilson coefficients.

One-dimensional likelihood scans for the six Wilson coefficients targeted in the analysis are performed by considering up to linear or quadratic terms due to dimension-six operators in the SMEFT expansion, Eq. (9) or (15). For each one-dimensional likelihood scan, all Wilson coefficients are allowed to float freely at every point of the scans to account for correlation across Wilson coefficients, referred to as a profiled scan. Results are also provided for the case where all other Wilson coefficients are set to their SM values, i.e., 0, except for the one in the scan, and this scenario is referred to as the frozen fit. In Fig. 7, the summary of intervals on the Wilson coefficients satisfying $q < 1$ and $q < 4$ after combining results from all final states and eras with other Wilson coefficients profiled or set to the SM values are presented. Results are shown

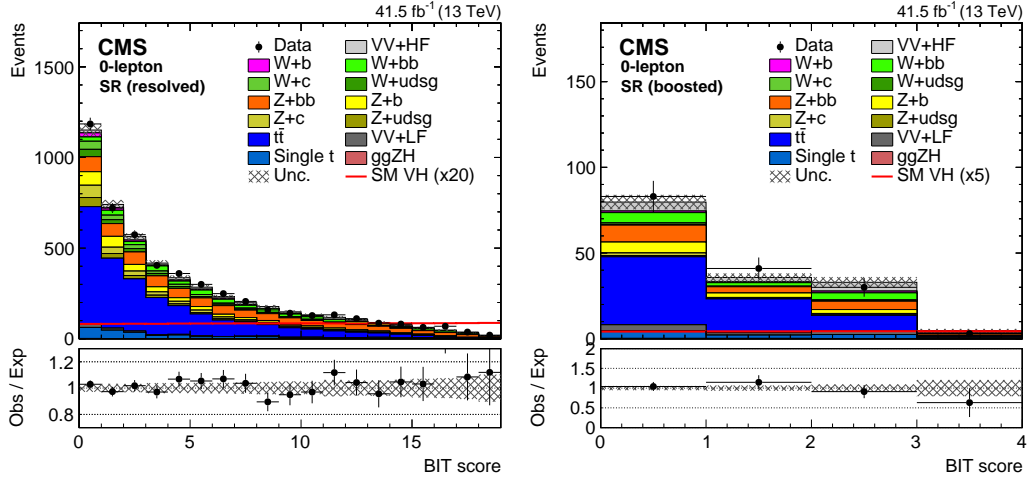


Figure 6: The BIT templates obtained using a background-only fit to data in the 0-lepton final state in the SR for resolved (left) and boosted (right) categories considering the 2017 data set. The SM VH signal has been scaled by 20 and 5 for the resolved and boosted BIT templates in the upper and lower row, respectively, for better visualization. The lower panels show the ratio of the data to the background expectation after the background-only fit to the data.

separately for SMEFT expansions up to linear and quadratic terms. For the linear-only SMEFT expansion, $q = 1$ and $q = 4$ correspond to 68% and 95% CIs on Wilson coefficients, respectively. For all Wilson coefficients, the quadratic components dominate the SMEFT sensitivity, except for $c_{Hq}^{(3)}$, where the linear and quadratic terms have comparable sensitivity and therefore result in better constraints on the Wilson coefficient observed values. The comparison of these two sets of results shows that for each point of the likelihood scan, there is no significant degradation of sensitivity when freely floating all Wilson coefficients, hence enabling the fit model to take into account Wilson coefficient correlations. After including quadratic terms in the SMEFT expansion, the constraints for $c_{Hq}^{(1)}$, corresponding to $q < 1$, has two intervals. This is due to the fact that the likelihood function contains two minima after including the quadratic terms due to the interplay of the interference and pure new physics terms, while it has only one minimum when only the linear term in SMEFT expansion is considered. The p -value compatibility of the profiled scans with respect to the SM expectation is 73% while considering only linear SMEFT effects, and 84% when including SMEFT expansion up to quadratic terms. Lower limits on the energy scale Λ are extracted for different assumptions of the Wilson coefficient values while fixing the other Wilson coefficients to their SM expectations separately for linear and quadratic SMEFT parameterizations and shown in Fig. 8. Three assumptions on the values of the Wilson coefficients in Fig. 8 are chosen to extract lower limits on the energy scale Λ under several EFT realizations and those approximately correspond to weakly-coupled models (0.01), no assumptions on the coupling (1), and strong-coupling perturbativity limit ($4\pi^2$), respectively.

The dominant uncertainty in the SMEFT signal extraction is of statistical nature. The main systematic sources impacting the measurement are related to the V+jets background modeling uncertainties and the limited size of the NLO V+jets simulated samples in analogy with Ref [11].

To explore correlation between Wilson coefficients, two-dimensional likelihood scans are presented considering different pairs of Wilson coefficients. In Figs. 9, 10, 11, 12, 13, two-dimensional likelihood scans for different pairs of Wilson coefficients are shown while setting other coefficients to their SM values or allowing other Wilson coefficients to float freely at every point of

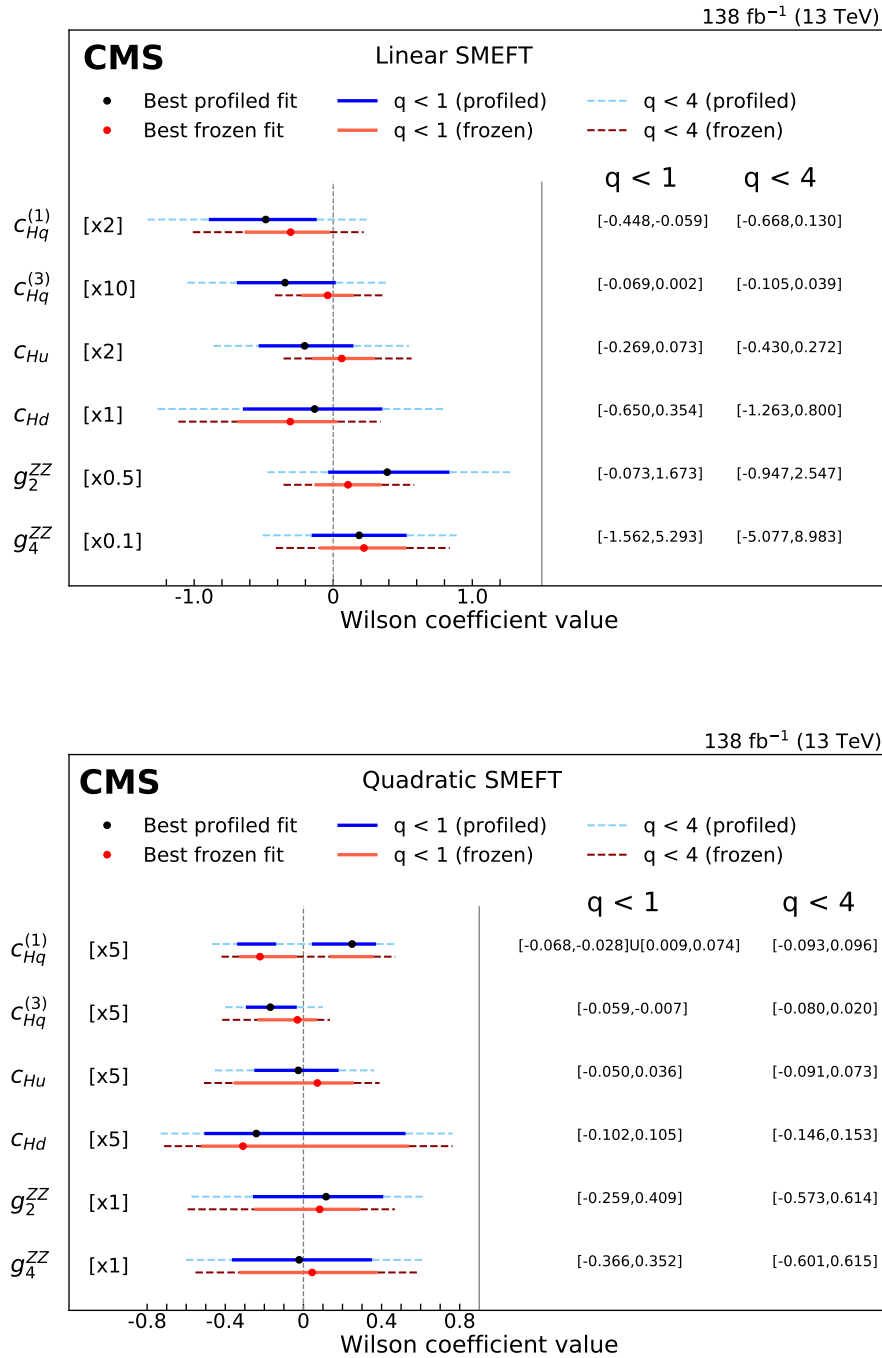


Figure 7: Summary of results in terms of best fit value of the Wilson coefficients and the intervals where the test statistic is below 1 and 4, with up to the linear (upper row) and quadratic (lower row) terms in the SMEFT parameterization. These results are obtained either by allowing all Wilson coefficients to float freely at every point of the scan (profiled fit), or by keeping all other Wilson coefficients to their SM values, i.e., 0, except for the one that is being considered in the scan (frozen fit). The multiplication factor applies to the sizes of intervals satisfying $q < 1$ and $q < 4$ but not to the values of the CIs on the right-hand side of the figure, which correspond to the profiled constraints in all cases.

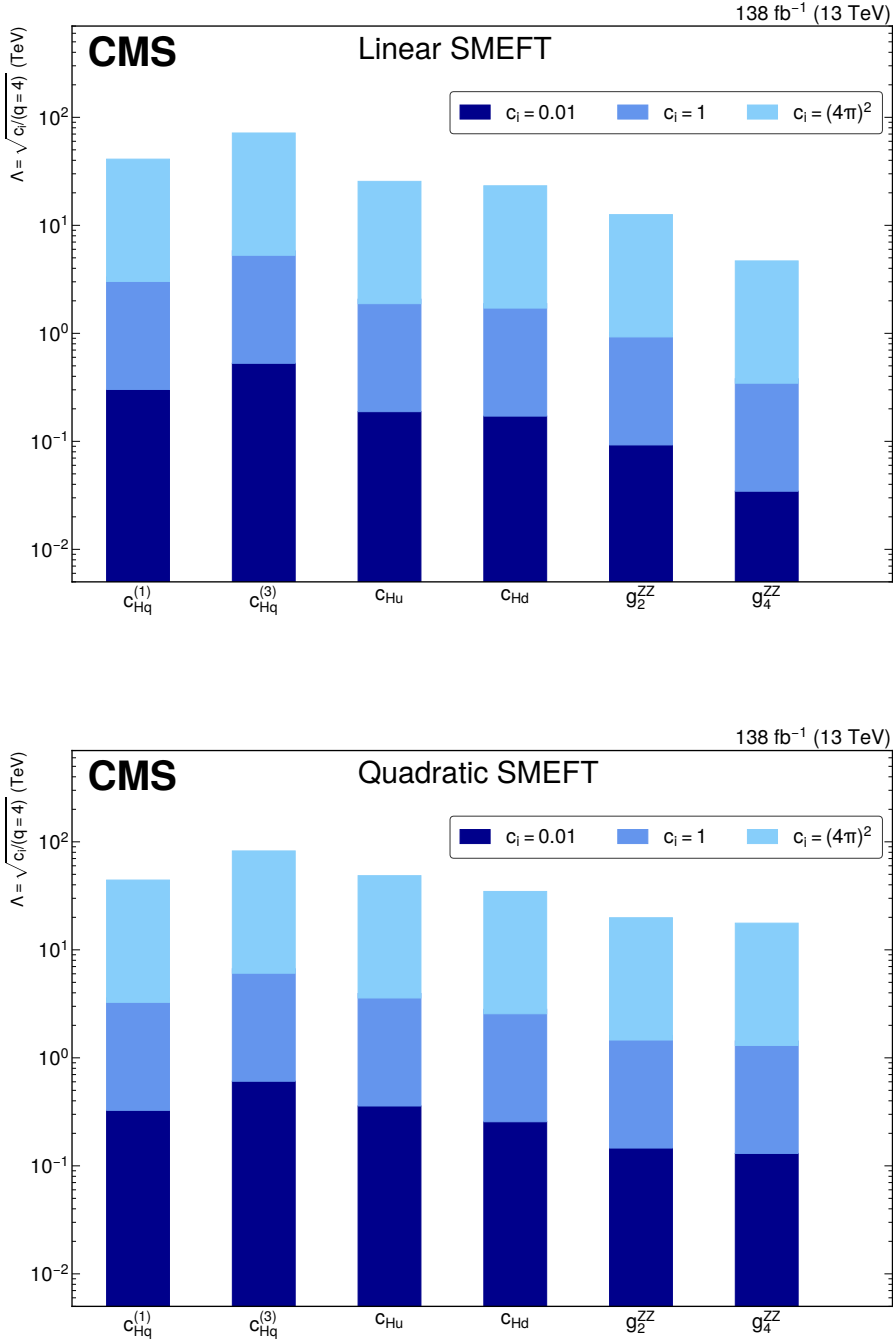


Figure 8: Profiled limits on the energy scale Λ for three different assumptions for each Wilson coefficient while fixing the other Wilson coefficients to their SM values with up to the linear (upper row) and quadratic (lower row) terms in SMEFT parameterization. The upper limits on the Wilson coefficients corresponding to $q = 4$ is used for translating the constraints to Λ .

the scan. We observe a correlation between different coefficients to various extents depending on the size of cross terms in the SMEFT expansion, which is especially significant for the two-dimensional likelihood scans involving the Wilson coefficients impacting the gauge couplings (g_2^{ZZ}) and the four-point interaction ($c_{\text{H}q}^{(3)}$) in Fig. 11. In Fig. 9, we also observe a double-

minimum structure in the likelihood scan for $c_{\text{H}q}^{(1)}$, which is consistent with the result obtained in one-dimensional likelihood scan including up to quadratic terms in SMEFT expansion as reported in the lower row of Fig. 7.

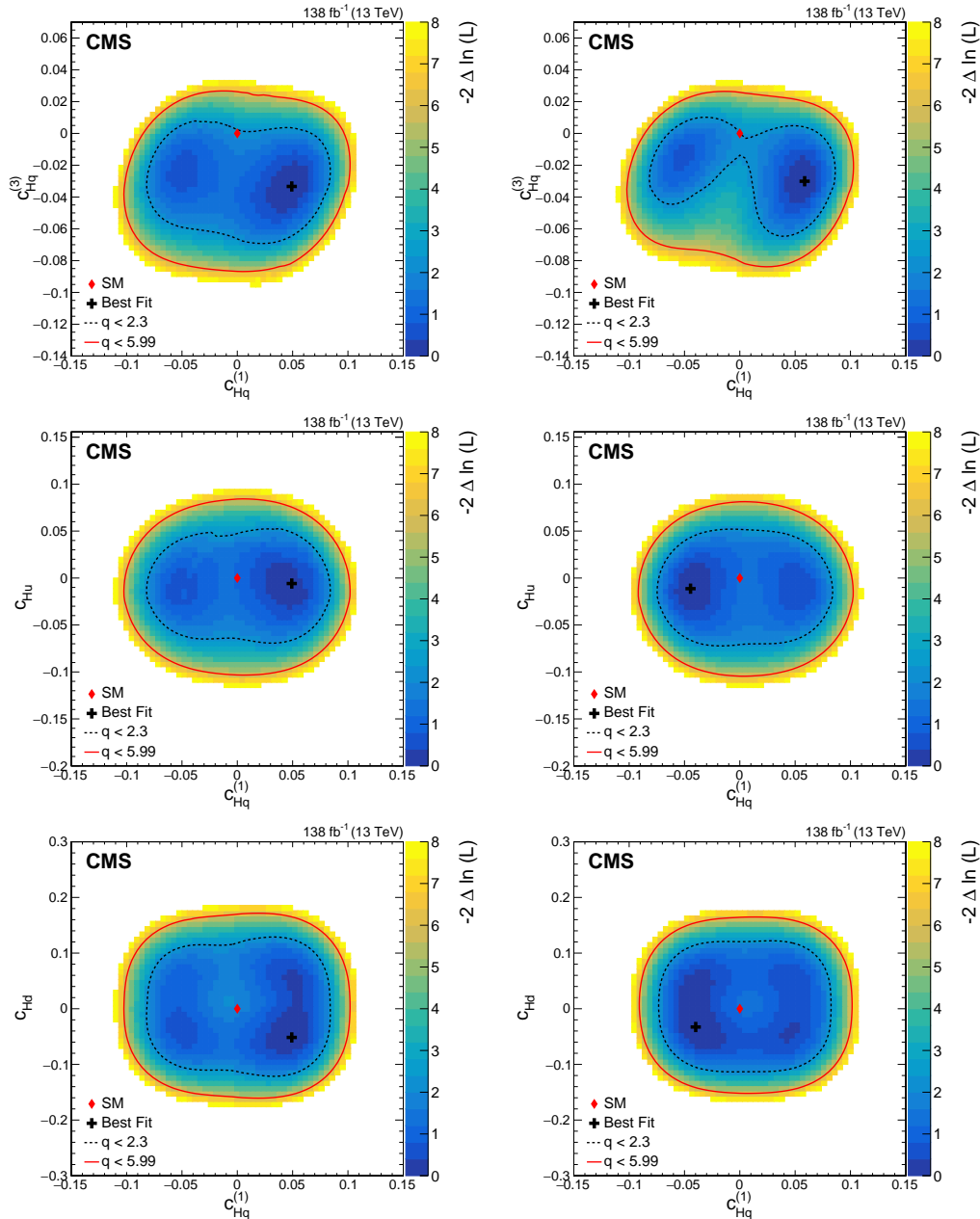


Figure 9: Observed two-dimensional likelihood scans for different pairs of Wilson coefficients: $c_{\text{H}q}^{(1)}$ vs. $c_{\text{H}q}^{(3)}$ (upper row), $c_{\text{H}q}^{(1)}$ vs. $c_{\text{H}u}$ (middle row), $c_{\text{H}q}^{(1)}$ vs. $c_{\text{H}d}$ (lower row) while allowing the other coefficients to float freely at each point of the scan (left) or fixed at their SM values (right) after combining results from all data-taking years and final states.

10 Summary

A standard model effective field theory (SMEFT) analysis is performed in the Higgs-strahlung process, where the Higgs boson is produced in association with a vector boson ($V = W, Z$),

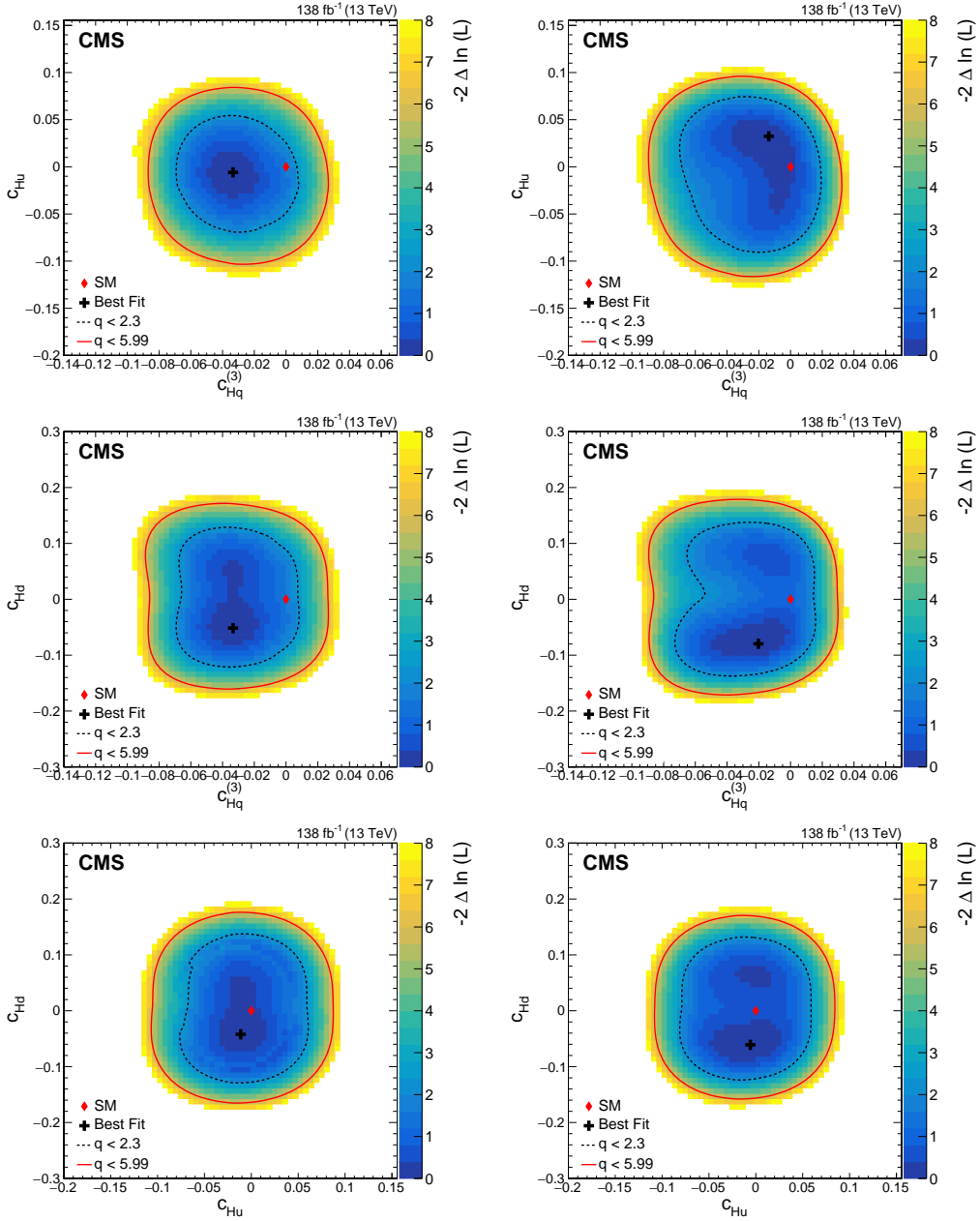


Figure 10: Observed two-dimensional likelihood scans for different pairs of Wilson coefficients: $c_{Hq}^{(3)}$ vs. c_{Hu} (upper row), $c_{Hq}^{(3)}$ vs. c_{Hd} (middle row), c_{Hu} vs. c_{Hd} (lower row) while allowing the other coefficients to float freely at each point of the scan (left) or fixed at their SM values (right) after combining results from all data-taking years and final states.

probing nonresonant new physics effects. Final states with the Higgs boson decaying to a pair of bottom quarks are targeted. Proton-proton collision data collected by the CMS experiment during 2016–2018 at a center-of-mass energy of 13 TeV are used, corresponding to an integrated luminosity of 138 fb^{-1} . Leptonic decay modes of W and Z bosons ($W \rightarrow l\nu$, $Z \rightarrow \ell\ell$, and $Z \rightarrow \nu\nu$) are considered, and both resolved- as well as merged-jet topologies are exploited for the $H \rightarrow b\bar{b}$ decay. A multivariate analysis strategy based on likelihood-free inference methods is adopted for the first time in the CMS experiment to probe the effects of multiple SMEFT operators including those giving rise to CP violation. The strategy employing boosted

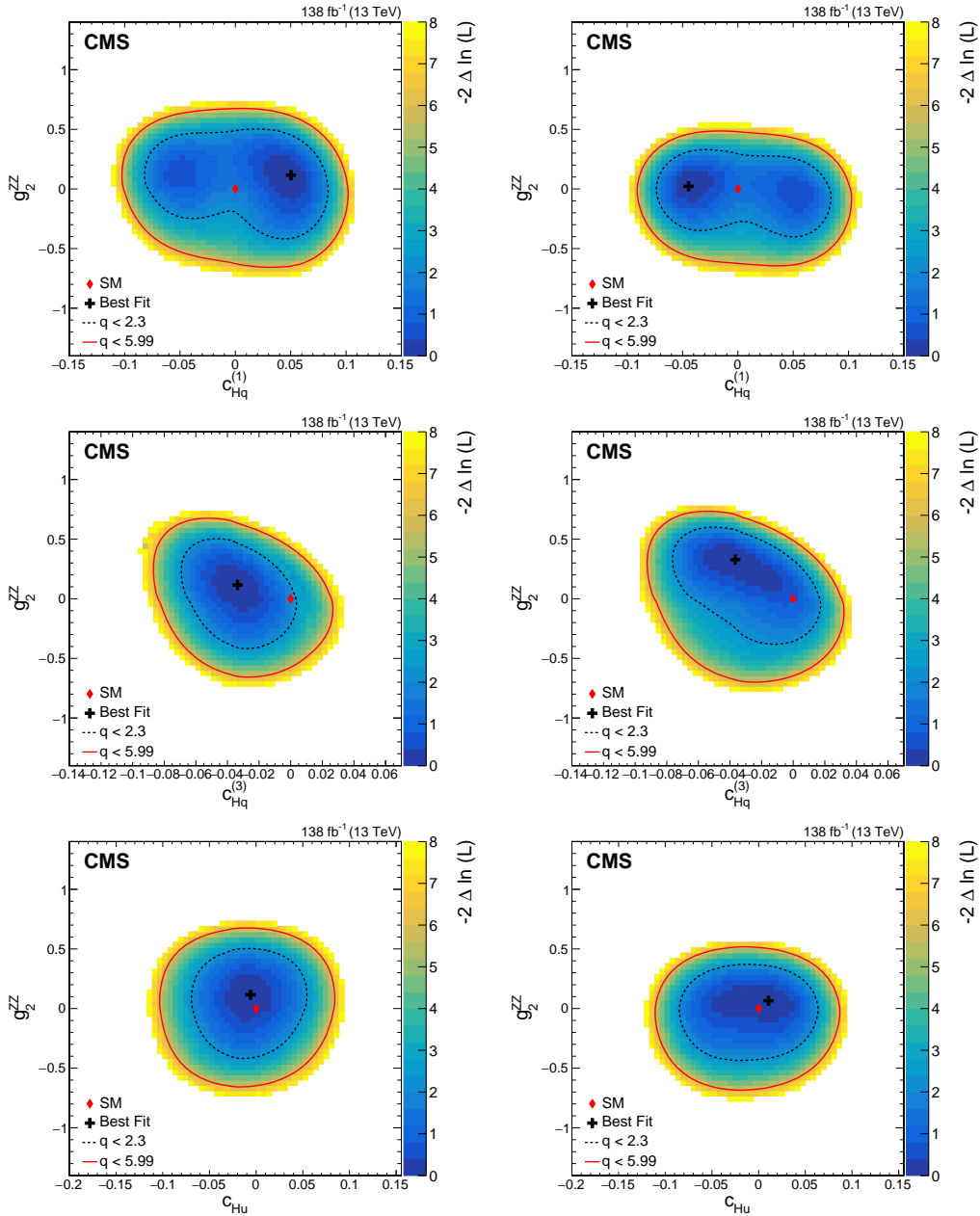


Figure 11: Observed two-dimensional likelihood scans for different pairs of Wilson coefficients: $c_{Hq}^{(1)}$ vs. g_2^{ZZ} (upper row), $c_{Hq}^{(3)}$ vs. g_2^{ZZ} (middle row), c_{Hu} vs. g_2^{ZZ} (lower row) while allowing the other coefficients to float freely at each point of the scan (left) or fixed at their SM values (right) after combining results from all data-taking years and final states.

decision trees makes use of the angular information which is sensitive to the CP structure of SMEFT operators in this final state. Results are consistent with the standard model expectation. Constraints on the Wilson coefficients of six relevant SMEFT operators ($c_{Hq}^{(1)}$, $c_{Hq}^{(3)}$, c_{Hu} , c_{Hd} , g_2^{ZZ} , and g_4^{ZZ}) are obtained by performing a simultaneous fit to the data. Constraints on the vector-coupling operators are slightly more stringent than those on the gauge-coupling operators. Lower limits on the energy scales associated with various SMEFT operators are also presented, offering further constraints on different classes of new physics models. Additionally, constraints on two-dimensional planes of Wilson coefficients for all possible pairs

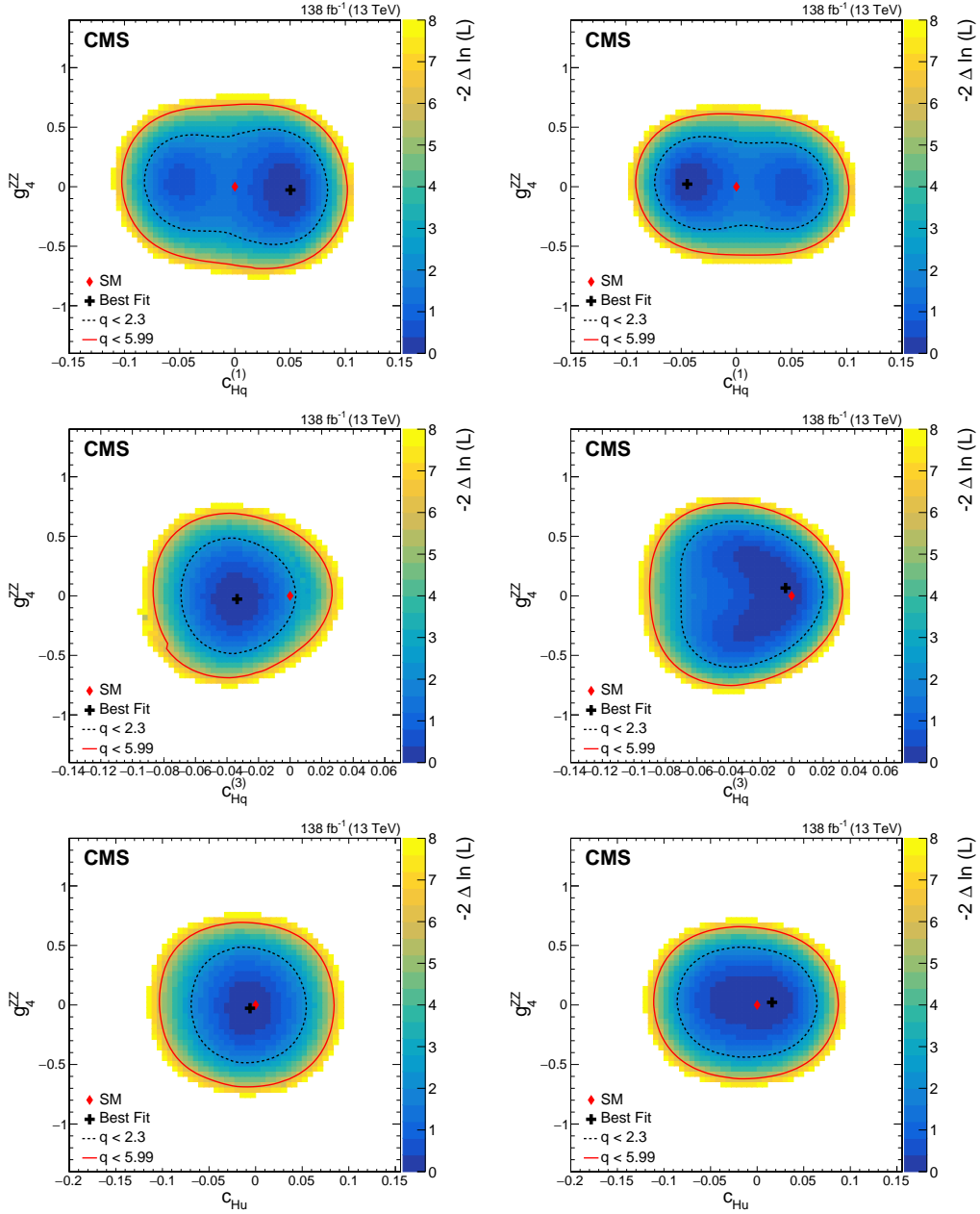


Figure 12: Observed two-dimensional likelihood scans for different pairs of Wilson coefficients: $c_{Hq}^{(1)}$ vs. g_4^{ZZ} (upper row), $c_{Hq}^{(3)}$ vs. g_4^{ZZ} (middle row), c_{Hu} vs. g_4^{ZZ} (lower row) while allowing the other coefficients to float freely at each point of the scan (left) or fixed at their SM values (right) after combining results from all data-taking years and final states.

are presented to explore correlations between pairs of Wilson coefficients. This constitutes the most comprehensive SMEFT analysis in this channel to date.

Acknowledgments

We congratulate our colleagues in the CERN accelerator departments for the excellent performance of the LHC and thank the technical and administrative staffs at CERN and at other CMS institutes for their contributions to the success of the CMS effort. In addition, we grate-

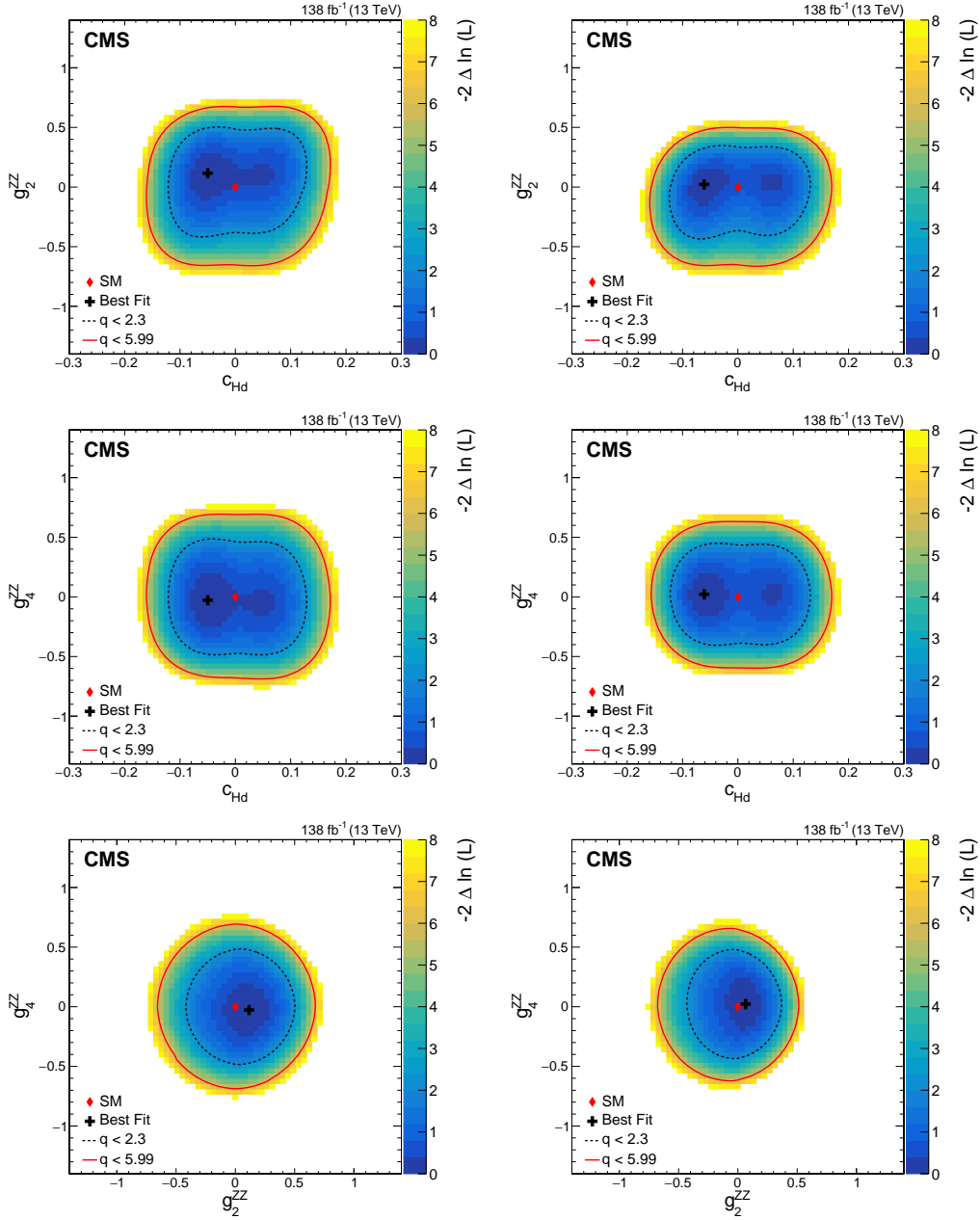


Figure 13: Observed two-dimensional likelihood scans for different pairs of Wilson coefficients: c_{Hd} vs. g_2^{ZZ} (upper row), c_{Hd} vs. g_4^{ZZ} (middle row), g_2^{ZZ} vs. g_4^{ZZ} (lower row) while allowing the other coefficients to float freely at each point of the scan (left) or fixed at their SM values (right) after combining results from all data-taking years and final states.

fully acknowledge the computing centers and personnel of the Worldwide LHC Computing Grid and other centers for delivering so effectively the computing infrastructure essential to our analyses. Finally, we acknowledge the enduring support for the construction and operation of the LHC, the CMS detector, and the supporting computing infrastructure provided by the following funding agencies: SC (Armenia), BMBWF and FWF (Austria); FNRS and FWO (Belgium); CNPq, CAPES, FAPERJ, FAPERGS, and FAPESP (Brazil); MES and BNSF (Bulgaria); CERN; CAS, MoST, and NSFC (China); MINCIENCIAS (Colombia); MSES and CSF (Croatia); RIF (Cyprus); SENESCYT (Ecuador); ERC PRG, RVTT3 and MoER TK202 (Estonia); Academy of Finland, MEC, and HIP (Finland); CEA and CNRS/IN2P3 (France); SRNSF (Geor-

gia); BMBF, DFG, and HGF (Germany); GSRI (Greece); NKFIH (Hungary); DAE and DST (India); IPM (Iran); SFI (Ireland); INFN (Italy); MSIP and NRF (Republic of Korea); MES (Latvia); LMTLT (Lithuania); MOE and UM (Malaysia); BUAP, CINVSTAV, CONACYT, LNS, SEP, and UASLP-FAI (Mexico); MOS (Montenegro); MBIE (New Zealand); PAEC (Pakistan); MES and NSC (Poland); FCT (Portugal); MESTD (Serbia); MCIN/AEI and PCTI (Spain); MOSTR (Sri Lanka); Swiss Funding Agencies (Switzerland); MST (Taipei); MHESI and NSTDA (Thailand); TUBITAK and TENMAK (Turkey); NASU (Ukraine); STFC (United Kingdom); DOE and NSF (USA).

Individuals have received support from the Marie-Curie program and the European Research Council and Horizon 2020 Grant, contract Nos. 675440, 724704, 752730, 758316, 765710, 824093, 101115353, 101002207, and COST Action CA16108 (European Union); the Leventis Foundation; the Alfred P. Sloan Foundation; the Alexander von Humboldt Foundation; the Science Committee, project no. 22rl-037 (Armenia); the Belgian Federal Science Policy Office; the Fonds pour la Formation à la Recherche dans l'Industrie et dans l'Agriculture (FRIA-Belgium); the F.R.S.-FNRS and FWO (Belgium) under the "Excellence of Science – EOS" – be.h project n. 30820817; the Beijing Municipal Science & Technology Commission, No. Z191100007219010 and Fundamental Research Funds for the Central Universities (China); the Ministry of Education, Youth and Sports (MEYS) of the Czech Republic; the Shota Rustaveli National Science Foundation, grant FR-22-985 (Georgia); the Deutsche Forschungsgemeinschaft (DFG), among others, under Germany's Excellence Strategy – EXC 2121 "Quantum Universe" – 390833306, and under project number 400140256 - GRK2497; the Hellenic Foundation for Research and Innovation (HFRI), Project Number 2288 (Greece); the Hungarian Academy of Sciences, the New National Excellence Program - ÚNKP, the NKFIH research grants K 131991, K 133046, K 138136, K 143460, K 143477, K 146913, K 146914, K 147048, 2020-2.2.1-ED-2021-00181, TKP2021-NKTA-64, and 2021-4.1.2-NEMZ_KI (Hungary); the Council of Science and Industrial Research, India; ICSC – National Research Center for High Performance Computing, Big Data and Quantum Computing and FAIR – Future Artificial Intelligence Research, funded by the NextGenerationEU program (Italy); the Latvian Council of Science; the Ministry of Education and Science, project no. 2022/WK/14, and the National Science Center, contracts Opus 2021/41/B/ST2/01369 and 2021/43/B/ST2/01552 (Poland); the Fundação para a Ciência e a Tecnologia, grant CEECIND/01334/2018 (Portugal); the National Priorities Research Program by Qatar National Research Fund; MCIN/AEI/10.13039/501100011033, ERDF "a way of making Europe", and the Programa Estatal de Fomento de la Investigación Científica y Técnica de Excelencia María de Maeztu, grant MDM-2017-0765 and Programa Severo Ochoa del Principado de Asturias (Spain); the Chulalongkorn Academic into Its 2nd Century Project Advancement Project, and the National Science, Research and Innovation Fund via the Program Management Unit for Human Resources & Institutional Development, Research and Innovation, grant B39G670016 (Thailand); the Kavli Foundation; the Nvidia Corporation; the SuperMicro Corporation; the Welch Foundation, contract C-1845; and the Weston Havens Foundation (USA).

References

- [1] F. Englert and R. Brout, "Broken symmetry and the mass of gauge vector mesons", *Phys. Rev. Lett.* **13** (1964) 321, doi:10.1103/PhysRevLett.13.321.
- [2] P. W. Higgs, "Broken symmetries, massless particles and gauge fields", *Phys. Lett.* **12** (1964) 132, doi:10.1016/0031-9163(64)91136-9.

- [3] P. W. Higgs, “Broken symmetries and the masses of gauge bosons”, *Phys. Rev. Lett.* **13** (1964) 508, doi:10.1103/PhysRevLett.13.508.
- [4] G. S. Guralnik, C. R. Hagen, and T. W. B. Kibble, “Global conservation laws and massless particles”, *Phys. Rev. Lett.* **13** (1964) 585, doi:10.1103/PhysRevLett.13.585.
- [5] ATLAS Collaboration, “Observation of a new particle in the search for the Standard Model Higgs boson with the ATLAS detector at the LHC”, *Phys. Lett. B* **716** (2012) 1, doi:10.1016/j.physletb.2012.08.020, arXiv:1207.7214.
- [6] CMS Collaboration, “Observation of a new boson at a mass of 125 GeV with the CMS experiment at the LHC”, *Phys. Lett. B* **716** (2012) 30, doi:10.1016/j.physletb.2012.08.021, arXiv:1207.7235.
- [7] CMS Collaboration, “Observation of a new boson with mass near 125 GeV in pp collisions at $\sqrt{s} = 7$ and 8 TeV”, *JHEP* **06** (2013) 081, doi:10.1007/JHEP06(2013)081, arXiv:1303.4571.
- [8] ATLAS Collaboration, “Observation of $H \rightarrow b\bar{b}$ decays and VH production with the ATLAS detector”, *Phys. Lett. B* **786** (2018) 59, doi:10.1016/j.physletb.2018.09.013, arXiv:1808.08238.
- [9] CMS Collaboration, “Observation of Higgs boson decay to bottom quarks”, *Phys. Rev. Lett.* **121** (2018) 121801, doi:10.1103/PhysRevLett.121.121801, arXiv:1808.08242.
- [10] ATLAS Collaboration, “Measurements of WH and ZH production with Higgs boson decays into bottom quarks and direct constraints on the charm Yukawa coupling in 13 TeV pp collisions with the ATLAS detector”, 2024. arXiv:2410.19611. submitted to *JHEP*.
- [11] CMS Collaboration, “Measurement of simplified template cross sections of the Higgs boson produced in association with W or Z bosons in the $H \rightarrow b\bar{b}$ decay channel in proton-proton collisions at $\sqrt{s} = 13$ TeV”, *Phys. Rev. D* **109** (2024) 092011, doi:10.1103/PhysRevD.109.092011, arXiv:2312.07562.
- [12] W. Buchmuller and D. Wyler, “Effective Lagrangian analysis of new interactions and flavor conservation”, *Nucl. Phys. B* **268** (1986) 621, doi:10.1016/0550-3213(86)90262-2.
- [13] B. Grinstein and M. B. Wise, “Operator analysis for precision electroweak physics”, *Phys. Lett. B* **265** (1991) 326, doi:10.1016/0370-2693(91)90061-T.
- [14] J.-y. Chiu, F. Golf, R. Kelley, and A. V. Manohar, “Electroweak corrections in high energy processes using effective field theory”, *Phys. Rev. D* **77** (2008) 053004, doi:10.1103/PhysRevD.77.053004, arXiv:0712.0396.
- [15] C. Degrande et al., “Effective field theory: A modern approach to anomalous couplings”, *Annals Phys.* **335** (2013) 21, doi:10.1016/j.aop.2013.04.016, arXiv:1205.4231.
- [16] E. E. Jenkins, A. V. Manohar, and M. Trott, “Renormalization group evolution of the standard model dimension six operators I: formalism and lambda dependence”, *JHEP* **10** (2013) 087, doi:10.1007/JHEP10(2013)087, arXiv:1308.2627.

-
- [17] R. Alonso, E. E. Jenkins, A. V. Manohar, and M. Trott, “Renormalization group evolution of the standard model dimension six operators III: gauge coupling dependence and phenomenology”, *JHEP* **04** (2014) 159, doi:10.1007/JHEP04(2014)159, arXiv:1312.2014.
- [18] E. E. Jenkins, A. V. Manohar, and M. Trott, “Renormalization group evolution of the standard model dimension six operators II: Yukawa dependence”, *JHEP* **01** (2014) 035, doi:10.1007/JHEP01(2014)035, arXiv:1310.4838.
- [19] C. Englert and M. Spannowsky, “Effective theories and measurements at colliders”, *Phys. Lett. B* **740** (2015) 8, doi:10.1016/j.physletb.2014.11.035, arXiv:1408.5147.
- [20] I. Brivio and M. Trott, “The standard model as an effective field theory”, *Phys. Rept.* **793** (2019) 1, doi:10.1016/j.physrep.2018.11.002, arXiv:1706.08945.
- [21] G. Isidori, F. Wilsch, and D. Wyler, “The standard model effective field theory at work”, *Rev. Mod. Phys.* **96** (2024) 015006, doi:10.1103/RevModPhys.96.015006, arXiv:2303.16922.
- [22] CMS Collaboration, “Constraints on anomalous Higgs boson couplings to vector bosons and fermions in its production and decay using the four-lepton final state”, *Phys. Rev. D* **104** (2021) 052004, doi:10.1103/PhysRevD.104.052004, arXiv:2104.12152.
- [23] CMS Collaboration, “Constraints on anomalous Higgs boson couplings from its production and decay using the WW channel in proton–proton collisions at $\sqrt{s} = 13$ TeV”, *Eur. Phys. J. C* **84** (2024) 779, doi:10.1140/epjc/s10052-024-12925-0, arXiv:2403.00657.
- [24] CMS Collaboration, “Constraints on anomalous Higgs boson couplings to vector bosons and fermions from the production of Higgs bosons using the $\tau\tau$ final state”, *Phys. Rev. D* **108** (2023) 032013, doi:10.1103/PhysRevD.108.032013, arXiv:2205.05120.
- [25] Y. Gao et al., “Spin determination of single-produced resonances at hadron colliders”, *Phys. Rev. D* **81** (2010) 075022, doi:10.1103/PhysRevD.81.075022, arXiv:1001.3396.
- [26] S. Bolognesi et al., “On the spin and parity of a single-produced resonance at the LHC”, *Phys. Rev. D* **86** (2012) 095031, doi:10.1103/PhysRevD.86.095031, arXiv:1208.4018.
- [27] I. Anderson et al., “Constraining anomalous HVV interactions at proton and lepton colliders”, *Phys. Rev. D* **89** (2014) 035007, doi:10.1103/PhysRevD.89.035007, arXiv:1309.4819.
- [28] ATLAS Collaboration, “Measurement of VH, $H \rightarrow b\bar{b}$ production as a function of the vector-boson transverse momentum in 13 TeV pp collisions with the ATLAS detector”, *JHEP* **05** (2019) 141, doi:10.1007/JHEP05(2019)141, arXiv:1903.04618.
- [29] ATLAS Collaboration, “Measurements of WH and ZH production in the $H \rightarrow b\bar{b}$ decay channel in pp collisions at 13 TeV with the ATLAS detector”, *Eur. Phys. J. C* **81** (2021) 178, doi:10.1140/epjc/s10052-020-08677-2, arXiv:2007.02873.

- [30] CMS Collaboration, “Combined Higgs boson production and decay measurements with up to 137 fb^{-1} of proton-proton collision data at $\sqrt{s} = 13 \text{ TeV}$ ”, CMS Physics Analysis Summary CMS-PAS-HIG-19-005, 2020.
- [31] J. Ellis et al., “Top, higgs, diboson and electroweak fit to the standard model effective field theory”, *JHEP* **04** (2021) 279, doi:10.1007/JHEP04(2021)279, arXiv:2012.02779.
- [32] SMEFT Collaboration, “Combined SMEFT interpretation of Higgs, diboson, and top quark data from the LHC”, *JHEP* **11** (2021) 089, doi:10.1007/JHEP11(2021)089, arXiv:2105.00006.
- [33] “HEPData record for this analysis”, 2024. doi:10.17182/hepdata.155497.
- [34] S. Weinberg, “Baryon- and lepton-nonconserving processes”, *Phys. Rev. Lett.* **43** (1979) 1566, doi:10.1103/PhysRevLett.43.1566.
- [35] B. Grzadkowski, M. Iskrzynski, M. Misiak, and J. Rosiek, “Dimension-six terms in the standard model Lagrangian”, *JHEP* **10** (2010) 085, doi:10.1007/JHEP10(2010)085, arXiv:1008.4884.
- [36] A. Falkowski and F. Riva, “Model-independent precision constraints on dimension-6 operators”, *JHEP* **02** (2015) 039, doi:10.1007/JHEP02(2015)039, arXiv:1411.0669.
- [37] S. Banerjee, C. Englert, R. S. Gupta, and M. Spannowsky, “Probing electroweak precision physics via boosted Higgs-strahlung at the LHC”, *Phys. Rev. D* **98** (2018) 095012, doi:10.1103/PhysRevD.98.095012, arXiv:1807.01796.
- [38] S. Banerjee et al., “Towards the ultimate differential SMEFT analysis”, *JHEP* **09** (2020) 170, doi:10.1007/JHEP09(2020)170, arXiv:1912.07628.
- [39] J. Brehmer, K. Cranmer, G. Louppe, and J. Pavez, “Constraining effective field theories with machine learning”, *Phys. Rev. Lett.* **121** (2018) 111801, doi:10.1103/PhysRevLett.121.111801, arXiv:1805.00013.
- [40] J. Brehmer, G. Louppe, J. Pavez, and K. Cranmer, “Mining gold from implicit models to improve likelihood-free inference”, *Proc. Nat. Acad. Sci.* **117** (2020) 5242, doi:10.1073/pnas.1915980117, arXiv:1805.12244.
- [41] S. Chen, A. Glioti, G. Panico, and A. Wulzer, “Parametrized classifiers for optimal EFT sensitivity”, *JHEP* **05** (2021) 247, doi:10.1007/JHEP05(2021)247, arXiv:2007.10356.
- [42] S. Chatterjee et al., “Tree boosting for learning EFT parameters”, *Comput. Phys. Commun.* **277** (2022) 108385, doi:10.1016/j.cpc.2022.108385, arXiv:2107.10859.
- [43] S. Chatterjee, S. Rohshap, R. Schöfbeck, and D. Schwarz, “Learning the EFT likelihood with tree boosting”, 2022. arXiv:2205.12976.
- [44] R. Gomez Ambrosio et al., “Unbinned multivariate observables for global SMEFT analyses from machine learning”, *JHEP* **03** (2023) 033, doi:10.1007/JHEP03(2023)033, arXiv:2211.02058.

-
- [45] LHC Higgs Cross Section Working Group, “Handbook of LHC Higgs cross sections: 4. Deciphering the nature of the Higgs sector”, CERN Report CERN-2017-002-M, 2016. doi:10.23731/CYRM-2017-002, arXiv:1610.07922.
- [46] J. Davis et al., “Constraining anomalous Higgs boson couplings to virtual photons”, *Phys. Rev. D* **105** (2022) 096027, doi:10.1103/PhysRevD.105.096027, arXiv:2109.13363.
- [47] A. Rossia, M. Thomas, and E. Vryonidou, “Diboson production in the SMEFT from gluon fusion”, *JHEP* **11** (2023) 132, doi:10.1007/JHEP11(2023)132, arXiv:2306.09963.
- [48] CMS Collaboration, “The CMS experiment at the CERN LHC”, *JINST* **3** (2008) S08004, doi:10.1088/1748-0221/3/08/S08004.
- [49] CMS Collaboration, “Development of the CMS detector for the CERN LHC Run 3”, *JINST* **19** (2024) P05064, doi:10.1088/1748-0221/19/05/P05064, arXiv:2309.05466.
- [50] CMS Collaboration, “Description and performance of track and primary-vertex reconstruction with the CMS tracker”, *JINST* **9** (2014) P10009, doi:10.1088/1748-0221/9/10/P10009, arXiv:1405.6569.
- [51] CMS Tracker Group, “The CMS phase-1 pixel detector upgrade”, *JINST* **16** (2021) P02027, doi:10.1088/1748-0221/16/02/P02027, arXiv:2012.14304.
- [52] CMS Collaboration, “Track impact parameter resolution for the full pseudo rapidity coverage in the 2017 dataset with the CMS phase-1 pixel detector”, CMS Detector Performance Summary CMS-DP-2020-049, 2020.
- [53] CMS Collaboration, “Particle-flow reconstruction and global event description with the CMS detector”, *JINST* **12** (2017) P10003, doi:10.1088/1748-0221/12/10/P10003, arXiv:1706.04965.
- [54] CMS Collaboration, “Performance of the CMS Level-1 trigger in proton-proton collisions at $\sqrt{s} = 13$ TeV”, *JINST* **15** (2020) P10017, doi:10.1088/1748-0221/15/10/P10017, arXiv:2006.10165.
- [55] CMS Collaboration, “The CMS trigger system”, *JINST* **12** (2017) P01020, doi:10.1088/1748-0221/12/01/P01020, arXiv:1609.02366.
- [56] CMS Collaboration, “Performance of the CMS muon trigger system in proton-proton collisions at 13 TeV”, *JINST* **16** (2021) P07001, doi:10.1088/1748-0221/16/07/P07001, arXiv:2102.04790.
- [57] P. Nason, “A New method for combining NLO QCD with shower Monte Carlo algorithms”, *JHEP* **11** (2004) 040, doi:10.1088/1126-6708/2004/11/040, arXiv:hep-ph/0409146.
- [58] S. Frixione, P. Nason, and C. Oleari, “Matching NLO QCD computations with parton shower simulations: the POWHEG method”, *JHEP* **11** (2007) 070, doi:10.1088/1126-6708/2007/11/070, arXiv:0709.2092.

- [59] S. Alioli, P. Nason, C. Oleari, and E. Re, “A general framework for implementing NLO calculations in shower Monte Carlo programs: the POWHEG BOX”, *JHEP* **06** (2010) 043, doi:10.1007/JHEP06(2010)043, arXiv:1002.2581.
- [60] S. Frixione, P. Nason, and G. Ridolfi, “A positive-weight next-to-leading-order Monte Carlo for heavy flavour hadroproduction”, *JHEP* **09** (2007) 126, doi:10.1088/1126-6708/2007/09/126, arXiv:0707.3088.
- [61] M. Czakon and A. Mitov, “Top++: a program for the calculation of the top-pair cross-section at hadron colliders”, *Comput. Phys. Commun.* **185** (2014) 2930, doi:10.1016/j.cpc.2014.06.021, arXiv:1112.5675.
- [62] R. Frederix, E. Re, and P. Torrielli, “Single-top t -channel hadroproduction in the four-flavour scheme with POWHEG and aMC@NLO”, *JHEP* **09** (2012) 130, doi:10.1007/JHEP09(2012)130, arXiv:1207.5391.
- [63] E. Re, “Single-top Wt -channel production matched with parton showers using the POWHEG method”, *Eur. Phys. J. C* **71** (2011) 1547, doi:10.1140/epjc/s10052-011-1547-z, arXiv:1009.2450.
- [64] J. Alwall et al., “The automated computation of tree-level and next-to-leading order differential cross sections, and their matching to parton shower simulations”, *JHEP* **07** (2014) 079, doi:10.1007/JHEP07(2014)079, arXiv:1405.0301.
- [65] P. Artoisenet, R. Frederix, O. Mattelaer, and R. Rietkerk, “Automatic spin-entangled decays of heavy resonances in Monte Carlo simulations”, *JHEP* **03** (2013) 015, doi:10.1007/JHEP03(2013)015, arXiv:1212.3460.
- [66] J. Alwall et al., “Comparative study of various algorithms for the merging of parton showers and matrix elements in hadronic collisions”, *Eur. Phys. J. C* **53** (2008) 473, doi:10.1140/epjc/s10052-007-0490-5, arXiv:0706.2569.
- [67] R. Frederix and S. Frixione, “Merging meets matching in MC@NLO”, *JHEP* **12** (2012) 061, doi:10.1007/JHEP12(2012)061, arXiv:1209.6215.
- [68] A. Belvedere et al., “LHC EFT WG Note: SMEFT predictions, event reweighting, and simulation”, CERN Report CERN-LHCEFTWG-2024-001, 2024. arXiv:2406.14620.
- [69] K. Hamilton, P. Nason, and G. Zanderighi, “MINLO: multi-scale improved NLO”, *JHEP* **10** (2012) 155, doi:10.1007/JHEP10(2012)155, arXiv:1206.3572.
- [70] G. Luisoni, P. Nason, C. Oleari, and F. Tramontano, “HW/HZ + 0 and 1 jet at NLO with the POWHEG BOX interfaced to GoSam and their merging within MinLO”, *JHEP* **10** (2013) 083, doi:10.1007/JHEP10(2013)083, arXiv:1306.2542.
- [71] I. Brivio, Y. Jiang, and M. Trott, “The SMEFTsim package, theory and tools”, *JHEP* **12** (2017) 070, doi:10.1007/JHEP12(2017)070, arXiv:1709.06492.
- [72] I. Brivio, “SMEFTsim 3.0 — a practical guide”, *JHEP* **04** (2021) 073, doi:10.1007/JHEP04(2021)073, arXiv:2012.11343.
- [73] I. Brivio, T. Corbett, and M. Trott, “The Higgs width in the SMEFT”, *JHEP* **10** (2019) 056, doi:10.1007/JHEP10(2019)056, arXiv:1906.06949.

- [74] P. Artoisenet and O. Mattelaer, “MadWeight: automatic event reweighting with matrix elements”, in *Proc. 2nd International Workshop on Prospects for Charged Higgs Discovery at Colliders (CHARGED 2008)*, T. Ekelof and J. Rathsman, eds., p. 025. 2008.
doi:10.22323/1.073.0025.
- [75] NNPDF Collaboration, “Parton distributions from high-precision collider data”, *Eur. Phys. J. C* **77** (2017) 663, doi:10.1140/epjc/s10052-017-5199-5, arXiv:1706.00428.
- [76] CMS Collaboration, “Extraction and validation of a new set of CMS PYTHIA8 tunes from underlying-event measurements”, *Eur. Phys. J. C* **80** (2020) 4, doi:10.1140/epjc/s10052-019-7499-4, arXiv:1903.12179.
- [77] CMS Collaboration, “Measurement of the inelastic proton-proton cross section at $\sqrt{s} = 13$ TeV”, *JHEP* **07** (2018) 161, doi:10.1007/JHEP07(2018)161, arXiv:1802.02613.
- [78] GEANT4 Collaboration, “GEANT4—a simulation toolkit”, *Nucl. Instrum. Meth. A* **506** (2003) 250, doi:10.1016/S0168-9002(03)01368-8.
- [79] CMS Collaboration, “Technical proposal for the Phase-II upgrade of the Compact Muon Solenoid”, CMS Technical Proposal CERN-LHCC-2015-010, CMS-TDR-15-02, 2015.
- [80] CMS Collaboration, “Electron and photon reconstruction and identification with the CMS experiment at the CERN LHC”, *JINST* **16** (2021) P05014, doi:10.1088/1748-0221/16/05/P05014, arXiv:2012.06888.
- [81] CMS Collaboration, “ECAL 2016 refined calibration and Run2 summary plots”, CMS Detector Performance Summary CMS-DP-2020-021, 2020.
- [82] CMS Collaboration, “Performance of the CMS muon detector and muon reconstruction with proton-proton collisions at $\sqrt{s} = 13$ TeV”, *JINST* **13** (2018) P06015, doi:10.1088/1748-0221/13/06/P06015, arXiv:1804.04528.
- [83] M. Cacciari, G. P. Salam, and G. Soyez, “The anti- k_T jet clustering algorithm”, *JHEP* **04** (2008) 063, doi:10.1088/1126-6708/2008/04/063, arXiv:0802.1189.
- [84] M. Cacciari, G. P. Salam, and G. Soyez, “FastJet user manual”, *Eur. Phys. J. C* **72** (2012) 1896, doi:10.1140/epjc/s10052-012-1896-2, arXiv:1111.6097.
- [85] CMS Collaboration, “Jet energy scale and resolution measurement with Run 2 legacy data collected by CMS at 13 TeV”, CMS Detector Performance Summary CMS-DP-2021-033, 2021.
- [86] M. Cacciari and G. P. Salam, “Pileup subtraction using jet areas”, *Phys. Lett. B* **659** (2008) 119, doi:10.1016/j.physletb.2007.09.077, arXiv:0707.1378.
- [87] CMS Collaboration, “Jet energy scale and resolution in the CMS experiment in pp collisions at 8 TeV”, *JINST* **12** (2017) P02014, doi:10.1088/1748-0221/12/02/P02014, arXiv:1607.03663.
- [88] D. Bertolini, P. Harris, M. Low, and N. Tran, “Pileup per particle identification”, *JHEP* **10** (2014) 059, doi:10.1007/JHEP10(2014)059, arXiv:1407.6013.



- [89] CMS Collaboration, “Pileup mitigation at CMS in 13 TeV data”, *JINST* **15** (2020) P09018, doi:10.1088/1748-0221/15/09/P09018, arXiv:2003.00503.
- [90] CMS Collaboration, “Jet algorithms performance in 13 TeV data”, CMS Physics Analysis Summary CMS-PAS-JME-16-003, 2017.
- [91] E. Bols et al., “Jet flavour classification using DeepJet”, *JINST* **15** (2020) P12012, doi:10.1088/1748-0221/15/12/P12012, arXiv:2008.10519.
- [92] CMS Collaboration, “Performance summary of AK4 jet b tagging with data from proton-proton collisions at 13 TeV”, CMS Detector Performance Report CMS-DP-2023-005, 2023.
- [93] CMS Collaboration, “A deep neural network for simultaneous estimation of b jet energy and resolution”, *Comput. Softw. Big Sci.* **4** (2020) 10, doi:10.1007/s41781-020-00041-z, arXiv:1912.06046.
- [94] H. Qu and L. Gouskos, “Jet tagging via particle clouds”, *Phys. Rev. D* **101** (2020) 056019, doi:10.1103/PhysRevD.101.056019, arXiv:1902.08570.
- [95] J. M. Butterworth, A. R. Davison, M. Rubin, and G. P. Salam, “Jet substructure as a new Higgs search channel at the LHC”, *Phys. Rev. Lett.* **100** (2008) 242001, doi:10.1103/PhysRevLett.100.242001, arXiv:0802.2470.
- [96] M. Dasgupta, A. Fregoso, S. Marzani, and G. P. Salam, “Towards an understanding of jet substructure”, *JHEP* **09** (2013) 029, doi:10.1007/JHEP09(2013)029, arXiv:1307.0007.
- [97] A. J. Larkoski, S. Marzani, G. Soyez, and J. Thaler, “Soft Drop”, *JHEP* **05** (2014) 146, doi:10.1007/JHEP05(2014)146, arXiv:1402.2657.
- [98] Y. L. Dokshitzer, G. D. Leder, S. Moretti, and B. R. Webber, “Better jet clustering algorithms”, *JHEP* **08** (1997) 001, doi:10.1088/1126-6708/1997/08/001, arXiv:hep-ph/9707323.
- [99] M. Wobisch and T. Wengler, “Hadronization corrections to jet cross-sections in deep inelastic scattering”, in *Workshop on Monte Carlo Generators for HERA Physics, Hamburg, Germany*, p. 270. 1998. arXiv:hep-ph/9907280.
- [100] CMS Collaboration, “Identification of highly Lorentz-boosted heavy particles using graph neural networks and new mass decorrelation techniques”, CMS Detector Performance Report CMS-DP-2020-002, 2020.
- [101] CMS Collaboration, “Calibration of the mass-decorrelated ParticleNet tagger for boosted $b\bar{b}$ and $c\bar{c}$ jets using LHC Run 2 data”, CMS Detector Performance Report CMS-DP-2022-005, 2022.
- [102] CMS Collaboration, “Performance of heavy-flavour jet identification in boosted topologies in proton-proton collisions at $\sqrt{s} = 13$ TeV”, CMS Physics Analysis Summary CMS-PAS-BTV-22-001, 2023.
- [103] CMS Collaboration, “Performance of missing transverse momentum reconstruction in proton-proton collisions at $\sqrt{s} = 13$ TeV using the CMS detector”, *JINST* **14** (2019) P07004, doi:10.1088/1748-0221/14/07/P07004, arXiv:1903.06078.

-
- [104] CMS Collaboration, “Performance of Track-Corrected Missing Transverse Energy in CMS”, CMS Physics Analysis Summary CMS-PAS-JME-09-010, 2009.
- [105] Particle Data Group, R. L. Workman et al., “Review of particle physics”, *Prog. Theor. Exp. Phys.* **2022** (2022) 083C01, doi:10.1093/ptep/ptac097.
- [106] J. Brehmer, K. Cranmer, G. Louppe, and J. Pavez, “A guide to constraining effective field theories with machine learning”, *Phys. Rev. D* **98** (2018) 052004, doi:10.1103/PhysRevD.98.052004, arXiv:1805.00020.
- [107] G. Ke et al., “LightGBM: A highly efficient gradient boosting decision tree”, in *Advances in Neural Information Processing Systems 30 (NIPS 2017)*, I. Guyon et al., eds. Curran Associates, Inc., 2017.
- [108] P. I. Frazier, “A tutorial on Bayesian optimization”, 2018. arXiv:1807.02811.
- [109] J. Butterworth et al., “PDF4LHC recommendations for LHC run II”, *J. Phys. G* **43** (2016) 040, doi:10.1088/0954-3899/43/2/023001, arXiv:1510.03865.
- [110] CMS Collaboration, “Precision luminosity measurement in proton-proton collisions at $\sqrt{s} = 13$ TeV in 2015 and 2016 at CMS”, *Eur. Phys. J. C* **81** (2021) 800, doi:10.1140/epjc/s10052-021-09538-2, arXiv:2104.01927.
- [111] CMS Collaboration, “CMS luminosity measurement for the 2017 data-taking period at $\sqrt{s} = 13$ TeV”, CMS Physics Analysis Summary CMS-PAS-LUM-17-004, 2018.
- [112] CMS Collaboration, “CMS luminosity measurement for the 2018 data-taking period at $\sqrt{s} = 13$ TeV”, CMS Physics Analysis Summary CMS-PAS-LUM-18-002, 2019.
- [113] R. Barlow and C. Beeston, “Fitting using finite Monte Carlo samples”, *Comput. Phys. Commun.* **77** (1993) 219, doi:10.1016/0010-4655(93)90005-w.
- [114] CMS Collaboration, “The CMS statistical analysis and combination tool: COMBINE”, *Comput. Softw. Big Sci.* **8** (2024) 19, doi:10.1007/s41781-024-00121-4, arXiv:2404.06614.
- [115] W. Verkerke and D. P. Kirkby, “The RooFit toolkit for data modeling”, in *Proc. Int. Conf. on Computing in High Energy and Nuclear Physics (CHEP03)*, L. Lyons and M. Karagoz, eds., p. MOLT007. 2003. arXiv:physics/0306116.
- [116] L. Moneta et al., “The RooStats project”, in *Proc. 13th Int. Workshop on Advanced Computing and Analysis Techniques in Physics Research*, T. Speer et al., eds., volume ACAT2010, p. 057. 2010. arXiv:1009.1003. doi:10.22323/1.093.0057.
- [117] ATLAS and CMS Collaborations, and LHC Higgs Combination Group, “Procedure for the LHC Higgs boson search combination in Summer 2011”, CMS Note CMS-NOTE-2011-005, ATL-PHYS-PUB-2011-11, 2011.
- [118] T. Junk, “Confidence level computation for combining searches with small statistics”, *Nucl. Instrum. Meth. A* **434** (1999) 435, doi:10.1016/S0168-9002(99)00498-2, arXiv:hep-ex/9902006.
- [119] A. L. Read, “Presentation of search results: The CL_s technique”, *J. Phys. G* **28** (2002) 2693, doi:10.1088/0954-3899/28/10/313.



















- [120] G. Cowan, K. Cranmer, E. Gross, and O. Vitells, “Asymptotic formulae for likelihood-based tests of new physics”, *Eur. Phys. J. C* **71** (2011) 1554, doi:10.1140/epjc/s10052-011-1554-0, arXiv:1007.1727. [Erratum: doi:10.1140/epjc/s10052-013-2501-z].
- [121] S. S. Wilks, “The Large-Sample Distribution of the Likelihood Ratio for Testing Composite Hypotheses”, *The Ann. Math. Stat.* **9** (1938) 60, doi:10.1214/aoms/1177732360.
- [122] F. U. Bernlochner, D. C. Fry, S. B. Menary, and E. Persson, “Cover your bases: asymptotic distributions of the profile likelihood ratio when constraining effective field theories in high-energy physics”, *SciPost Phys. Core* **6** (2023) 013, doi:10.21468/SciPostPhysCore.6.1.013, arXiv:2207.01350.

A The CMS Collaboration


Yerevan Physics Institute, Yerevan, Armenia

V. Chekhovsky, A. Hayrapetyan, V. Makarenko , A. Tumasyan¹ 














Institut für Hochenergiephysik, Vienna, Austria

W. Adam , J.W. Andrejkovic, L. Benato , T. Bergauer , S. Chatterjee , K. Damanakis , M. Dragicevic , P.S. Hussain , M. Jeitler² , N. Krammer , A. Li , D. Liko , I. Mikulec , J. Schieck² , R. Schöfbeck² , D. Schwarz , M. Sonawane , W. Waltenberger , C.-E. Wulz² 














Universiteit Antwerpen, Antwerpen, Belgium

T. Janssen , H. Kwon , T. Van Laer, P. Van Mechelen 












Vrije Universiteit Brussel, Brussel, Belgium

N. Breugelmans, J. D'Hondt , S. Dansana , A. De Moor , M. Delcourt , F. Heyen, Y. Hong , S. Lowette , I. Makarenko , D. Müller , S. Tavernier , M. Tytgat³ , G.P. Van Onsem , S. Van Putte , D. Vannerom 
















Université Libre de Bruxelles, Bruxelles, Belgium

B. Bilin , B. Clerbaux , A.K. Das, I. De Bruyn , G. De Lentdecker , H. Evard , L. Favart , P. Gianneios , A. Khalilzadeh, F.A. Khan , A. Malara , M.A. Shahzad, L. Thomas , M. Vanden Bemden , C. Vander Velde , P. Vanlaer 










Ghent University, Ghent, Belgium

M. De Coen , D. Dobur , G. Gokbulut , J. Knolle , L. Lambrecht , D. Marckx , K. Skovpen , N. Van Den Bossche , J. van der Linden , J. Vandenbroeck , L. Wezenbeek 


















Université Catholique de Louvain, Louvain-la-Neuve, Belgium

S. Bein , A. Benecke , A. Bethani , G. Bruno , C. Caputo , J. De Favereau De Jeneret , C. Delaere , I.S. Donertas , A. Giammanco , A.O. Guzel , Sa. Jain , V. Lemaitre, J. Lidrych , P. Mastrapasqua , T.T. Tran , S. Turkcapar 










Centro Brasileiro de Pesquisas Fisicas, Rio de Janeiro, Brazil

G.A. Alves , E. Coelho , G. Correia Silva , C. Hensel , T. Menezes De Oliveira , C. Mora Herrera⁴ , P. Rebello Teles , M. Soeiro, E.J. Tonelli Manganote⁵ , A. Vilela Pereira⁴ 

Universidade do Estado do Rio de Janeiro, Rio de Janeiro, Brazil

W.L. Aldá Júnior , M. Barroso Ferreira Filho , H. Brandao Malbouisson , W. Carvalho , J. Chinellato⁶, E.M. Da Costa , G.G. Da Silveira⁷ , D. De Jesus Damiao , S. Fonseca De Souza , R. Gomes De Souza, T. Laux Kuhn⁷, M. Macedo , J. Martins , K. Mota Amarilo , L. Mundim , H. Nogima , J.P. Pinheiro , A. Santoro , A. Sznajder , M. Thiel 

Universidade Estadual Paulista, Universidade Federal do ABC, São Paulo, Brazil

C.A. Bernardes⁷ , L. Calligaris , T.R. Fernandez Perez Tomei , E.M. Gregores , I. Maitto Silverio , P.G. Mercadante , S.F. Novaes , B. Orzari , Sandra S. Padula , V. Scheurer

Institute for Nuclear Research and Nuclear Energy, Bulgarian Academy of Sciences, Sofia, Bulgaria

A. Aleksandrov , G. Antchev , R. Hadjiiska , P. Iaydjiev , M. Misheva , M. Shopova , G. Sultanov 




University of Sofia, Sofia, Bulgaria

A. Dimitrov , L. Litov , B. Pavlov , P. Petkov , A. Petrov , E. Shumka 

Instituto De Alta Investigación, Universidad de Tarapacá, Casilla 7 D, Arica, Chile

S. Keshri , D. Laroze , S. Thakur 











Beihang University, Beijing, China

T. Cheng , T. Javaid , L. Yuan 

Department of Physics, Tsinghua University, Beijing, China

Z. Hu , Z. Liang, J. Liu

Institute of High Energy Physics, Beijing, China

G.M. Chen⁸ , H.S. Chen⁸ , M. Chen⁸ , F. Iemmi , C.H. Jiang, A. Kapoor⁹ , H. Liao , Z.-A. Liu¹⁰ , R. Sharma¹¹ , J.N. Song¹⁰, J. Tao , C. Wang⁸, J. Wang , Z. Wang⁸, H. Zhang , J. Zhao 


State Key Laboratory of Nuclear Physics and Technology, Peking University, Beijing, China

A. Agapitos , Y. Ban , A. Carvalho Antunes De Oliveira , S. Deng , B. Guo, C. Jiang , A. Levin , C. Li , Q. Li , Y. Mao, S. Qian, S.J. Qian , X. Qin, X. Sun , D. Wang , H. Yang, Y. Zhao, C. Zhou 

Guangdong Provincial Key Laboratory of Nuclear Science and Guangdong-Hong Kong Joint Laboratory of Quantum Matter, South China Normal University, Guangzhou, China

S. Yang 




Sun Yat-Sen University, Guangzhou, China

Z. You 

University of Science and Technology of China, Hefei, China

K. Jaffel , N. Lu 

Nanjing Normal University, Nanjing, China

G. Bauer¹², B. Li¹³, H. Wang , K. Yi¹⁴ , J. Zhang 

Institute of Modern Physics and Key Laboratory of Nuclear Physics and Ion-beam Application (MOE) - Fudan University, Shanghai, China

Y. Li

Zhejiang University, Hangzhou, Zhejiang, China

Z. Lin , C. Lu , M. Xiao 

Universidad de Los Andes, Bogota, Colombia

C. Avila , D.A. Barbosa Trujillo, A. Cabrera , C. Florez , J. Fraga , J.A. Reyes Vega




Universidad de Antioquia, Medellin, Colombia

J. Jaramillo , C. Rendón , M. Rodriguez , A.A. Ruales Barbosa , J.D. Ruiz Alvarez 

University of Split, Faculty of Electrical Engineering, Mechanical Engineering and Naval Architecture, Split, Croatia

D. Giljanovic , N. Godinovic , D. Lelas , A. Sculac 

University of Split, Faculty of Science, Split, Croatia

M. Kovac , A. Petkovic , T. Sculac 

Institute Rudjer Boskovic, Zagreb, Croatia




P. Bargassa , V. Brigljevic , B.K. Chitroda , D. Ferencek , K. Jakovcic, A. Starodumov¹⁵ 

T. Susa 

University of Cyprus, Nicosia, Cyprus

A. Attikis , K. Christoforou , A. Hadjiagapiou, C. Leonidou , J. Mousa , C. Nicolaou, L. Paizanos, F. Ptochos , P.A. Razis , H. Rykaczewski, H. Saka , A. Stepennov 


Charles University, Prague, Czech Republic

M. Finger , M. Finger Jr. , A. Kveton 

Escuela Politecnica Nacional, Quito, Ecuador

E. Ayala 

Universidad San Francisco de Quito, Quito, Ecuador

E. Carrera Jarrin 








Academy of Scientific Research and Technology of the Arab Republic of Egypt, Egyptian Network of High Energy Physics, Cairo, Egypt

Y. Assran^{16,17}, B. El-mahdy, S. Elgammal¹⁷

Center for High Energy Physics (CHEP-FU), Fayoum University, El-Fayoum, Egypt

M. Abdullah Al-Mashad , M.A. Mahmoud 













National Institute of Chemical Physics and Biophysics, Tallinn, Estonia

K. Ehataht , M. Kadastik, T. Lange , C. Nielsen , J. Pata , M. Raidal , L. Tani , C. Veelken 




Department of Physics, University of Helsinki, Helsinki, Finland

K. Osterberg , M. Voutilainen 



















Helsinki Institute of Physics, Helsinki, Finland

N. Bin Norjoharuddeen , E. Brücken , F. Garcia , P. Inkaew , K.T.S. Kallonen , T. Lampén , K. Lassila-Perini , S. Lehti , T. Lindén , M. Myllymäki , M.m. Rantanen , J. Tuominiemi 





























Lappeenranta-Lahti University of Technology, Lappeenranta, Finland

H. Kirschenmann , P. Luukka , H. Petrow 

















IRFU, CEA, Université Paris-Saclay, Gif-sur-Yvette, France

M. Besancon , F. Couderc , M. Dejardin , D. Denegri, J.L. Faure, F. Ferri , S. Ganjour , P. Gras , G. Hamel de Monchenault , M. Kumar , V. Lohezic , J. Malcles , F. Orlandi , L. Portales , A. Rosowsky , M.Ö. Sahin , A. Savoy-Navarro¹⁸ , P. Simkina , M. Titov , M. Tornago 

Laboratoire Leprince-Ringuet, CNRS/IN2P3, Ecole Polytechnique, Institut Polytechnique de Paris, Palaiseau, France

F. Beaudette , G. Boldrini , P. Busson , A. Cappati , C. Charlot , M. Chiusi , T.D. Cuisset , F. Damas , O. Davignon , A. De Wit , I.T. Ehle , B.A. Fontana Santos Alves , S. Ghosh , A. Gilbert , R. Granier de Cassagnac , B. Harikrishnan , L. Kalipoliti , G. Liu , M. Manoni, M. Nguyen , S. Obraztsov , C. Ochando , R. Salerno , J.B. Sauvan , Y. Sirois , G. Sokmen, L. Urda Gómez , E. Vernazza , A. Zabi , A. Zghiche 



















Université de Strasbourg, CNRS, IPHC UMR 7178, Strasbourg, France

J.-L. Agram¹⁹ , J. Andrea , D. Bloch , J.-M. Brom , E.C. Chabert , C. Collard , S. Falke , U. Goerlach , R. Haeberle , A.-C. Le Bihan , M. Meena , O. Poncet , G. Saha , M.A. Sessini , P. Van Hove , P. Vaucelle 




Centre de Calcul de l'Institut National de Physique Nucleaire et de Physique des Particules, CNRS/IN2P3, Villeurbanne, France

A. Di Florio 











Institut de Physique des 2 Infinis de Lyon (IP2I), Villeurbanne, France

D. Amram, S. Beauceron , B. Blancon , G. Boudoul , N. Chanon , D. Contardo , P. Depasse , C. Dozen²⁰ , H. El Mamouni, J. Fay , S. Gascon , M. Gouzevitch , C. Greenberg , G. Grenier , B. Ille , E. Jourdhuy, I.B. Laktineh, M. Lethuillier , L. Mirabito, S. Perries, A. Purohit , M. Vander Donckt , P. Verdier , J. Xiao 


























Georgian Technical University, Tbilisi, Georgia

I. Bagaturia²¹ , I. Lomidze , Z. Tsamalaidze¹⁵ 









RWTH Aachen University, I. Physikalisches Institut, Aachen, Germany

V. Botta , S. Consuegra Rodríguez , L. Feld , K. Klein , M. Lipinski , D. Meuser , A. Pauls , D. Pérez Adán , N. Röwert , M. Teroerde 




RWTH Aachen University, III. Physikalisches Institut A, Aachen, Germany

S. Diekmann , A. Dodonova , N. Eich , D. Eliseev , F. Engelke , J. Erdmann , M. Erdmann , B. Fischer , T. Hebbeker , K. Hoepfner , F. Ivone , A. Jung , M.y. Lee , F. Mausolf , M. Merschmeyer , A. Meyer , F. Nowotny, A. Pozdnyakov , Y. Rath, W. Redjeb , F. Rehm, H. Reithler , V. Sarkisovi , A. Schmidt , C. Seth, A. Sharma , J.L. Spah , F. Torres Da Silva De Araujo²² , S. Wiedenbeck , S. Zaleski



























RWTH Aachen University, III. Physikalisches Institut B, Aachen, Germany

C. Dziwok , G. Flügge , T. Kress , A. Nowack , O. Pooth , A. Stahl , T. Ziemons , A. Zotz 






































Deutsches Elektronen-Synchrotron, Hamburg, Germany

H. Aarup Petersen , M. Aldaya Martin , J. Alimena , S. Amoroso, Y. An , J. Bach , S. Baxter , M. Bayatmakou , H. Becerril Gonzalez , O. Behnke , A. Belvedere , F. Blekman²³ , K. Borras²⁴ , A. Campbell , A. Cardini , F. Colombina , M. De Silva , G. Eckerlin, D. Eckstein , L.I. Estevez Banos , E. Gallo²³ , A. Geiser , V. Guglielmi , M. Guthoff , A. Hinzmann , L. Jeppe , B. Kaech , M. Kasemann , C. Kleinwort , R. Kogler , M. Komm , D. Krücker , W. Lange, D. Leyva Pernia , K. Lipka²⁵ , W. Lohmann²⁶ , F. Lorkowski , R. Mankel , I.-A. Melzer-Pellmann , M. Mendizabal Morentin , A.B. Meyer , G. Milella , K. Moral Figueroa , A. Mussgiller , L.P. Nair , J. Niedziela , A. Nürnberg , J. Park , E. Ranken , A. Raspereza , D. Rastorguev , J. Rübenach, L. Rygaard, M. Scham^{27,24} , S. Schnake²⁴ , P. Schütze , C. Schwanenberger²³ , D. Selivanova , K. Sharko , M. Shchedrolosiev , D. Stafford , F. Vazzoler , A. Ventura Barroso , R. Walsh , D. Wang , Q. Wang , K. Wichmann, L. Wiens²⁴ , C. Wissing , Y. Yang , S. Zakharov, A. Zimmermann Castro Santos




University of Hamburg, Hamburg, Germany

A. Albrecht , S. Albrecht , M. Antonello , S. Bollweg, M. Bonanomi , P. Connor , K. El Morabit , Y. Fischer , E. Garutti , A. Grohsjean , J. Haller , D. Hundhausen, H.R. Jabusch , G. Kasieczka , P. Keicher , R. Klanner , W. Korcari , T. Kramer , C.c. Kuo, V. Kutzner , F. Labe , J. Lange , A. Lobanov , C. Matthies , L. Moureaux , M. Mrowietz, A. Nigamova , Y. Nissan, A. Paasch , K.J. Pena Rodriguez , T. Quadfasel , B. Raciti , M. Rieger , D. Savoie , J. Schindler , P. Schleper , M. Schröder , J. Schwandt , M. Sommerhalder , H. Stadie , G. Steinbrück , A. Tews, B. Wiederspan, M. Wolf








Karlsruher Institut fuer Technologie, Karlsruhe, Germany

S. Brommer , E. Butz , T. Chwalek , A. Dierlamm , G.G. Dincer , U. Elicabuk, N. Faltermann , M. Giffels , A. Gottmann , F. Hartmann²⁸ , R. Hofsaess , M. Horzela , U. Husemann , J. Kieseler , M. Klute , O. Lavoryk , J.M. Lawhorn , M. Link, A. Lintuluoto , S. Maier , M. Mormile , Th. Müller , M. Neukum, M. Oh , E. Pfeffer , M. Presilla , G. Quast , K. Rabbertz , B. Regnery , R. Schmieder, N. Shadskiy , I. Shvetsov , H.J. Simonis , L. Sowa, L. Stockmeier, K. Tauqeer, M. Toms , B. Topko , N. Trevisani , T. Voigtländer , R.F. Von Cube , J. Von Den Driesch, M. Wassmer , S. Wieland , F. Wittig, R. Wolf , X. Zuo

Institute of Nuclear and Particle Physics (INPP), NCSR Demokritos, Aghia Paraskevi, Greece

G. Anagnostou, G. Daskalakis , A. Kyriakis , A. Papadopoulos²⁸, A. Stakia 

National and Kapodistrian University of Athens, Athens, Greece

G. Melachroinos, Z. Painesis , I. Paraskevas , N. Saoulidou , K. Theofilatos , E. Tziaferi , K. Vellidis , I. Zisopoulos 






National Technical University of Athens, Athens, Greece

G. Bakas , T. Chatzistavrou, G. Karapostoli , K. Kousouris , I. Papakrivopoulos , E. Siamarkou, G. Tsipolitis 

University of Ioánnina, Ioánnina, Greece

I. Bestintzanos, I. Evangelou , C. Foudas, C. Kamtsikis, P. Katsoulis, P. Kokkas , P.G. Kosmoglou Kioseglou , N. Manthos , I. Papadopoulos , J. Strologas 

HUN-REN Wigner Research Centre for Physics, Budapest, Hungary

C. Hajdu , D. Horvath^{29,30} , K. Márton, A.J. Rádl³¹ , F. Sikler , V. Veszpremi 

MTA-ELTE Lendület CMS Particle and Nuclear Physics Group, Eötvös Loránd University, Budapest, Hungary

M. Csanád , K. Farkas , A. Fehérkuti³² , M.M.A. Gadallah³³ , Á. Kadlecik , P. Major , G. Pásztor , G.I. Veres 




Faculty of Informatics, University of Debrecen, Debrecen, Hungary

B. Ujvari , G. Zilizi 













HUN-REN ATOMKI - Institute of Nuclear Research, Debrecen, Hungary

G. Bencze, S. Czellar, J. Molnar, Z. Szillasi

Karoly Robert Campus, MATE Institute of Technology, Gyongyos, Hungary

T. Csorgo³² , F. Nemes³² , T. Novak 

Panjab University, Chandigarh, India

S. Bansal , S.B. Beri, V. Bhatnagar , G. Chaudhary , S. Chauhan , N. Dhingra³⁴ , A. Kaur , A. Kaur , H. Kaur , M. Kaur , S. Kumar , T. Sheokand, J.B. Singh , A. Singla 

University of Delhi, Delhi, India

A. Bhardwaj , A. Chhetri , B.C. Choudhary , A. Kumar , A. Kumar , M. Naimuddin , K. Ranjan , M.K. Saini, S. Saumya 



















Indian Institute of Technology Kanpur, Kanpur, India

S. Mukherjee 

Saha Institute of Nuclear Physics, HBNI, Kolkata, India

S. Baradia , S. Barman³⁵ , S. Bhattacharya , S. Das Gupta, S. Dutta , S. Dutta, S. Sarkar












Indian Institute of Technology Madras, Madras, India

M.M. Ameen , P.K. Behera , S.C. Behera , S. Chatterjee , G. Dash , P. Jana , P. Kalbhor , S. Kamble , J.R. Komaragiri³⁶ , D. Kumar³⁶ , T. Mishra , B. Parida³⁷ , P.R. Pujahari , N.R. Saha , A.K. Sikdar , R.K. Singh , P. Verma , S. Verma , A. Vijay

Tata Institute of Fundamental Research-A, Mumbai, India

S. Dugad, G.B. Mohanty , M. Shelake, P. Suryadevara











Tata Institute of Fundamental Research-B, Mumbai, India

A. Bala , S. Banerjee , S. Bhowmik³⁸ , R.M. Chatterjee, M. Guchait , Sh. Jain , A. Jaiswal, B.M. Joshi , S. Kumar , G. Majumder , K. Mazumdar , S. Parolia , A. Thachayath 




National Institute of Science Education and Research, An OCC of Homi Bhabha National Institute, Bhubaneswar, Odisha, India

S. Bahinipati³⁹ , C. Kar , D. Maity⁴⁰ , P. Mal , K. Naskar⁴⁰ , A. Nayak⁴⁰ , S. Nayak, K. Pal , P. Sadangi, S.K. Swain , S. Varghese⁴⁰ , D. Vats⁴⁰ 








Indian Institute of Science Education and Research (IISER), Pune, India

S. Acharya⁴¹ , A. Alpana , S. Dube , B. Gomber⁴¹ , P. Hazarika , B. Kansal , A. Laha , B. Sahu⁴¹ , S. Sharma , K.Y. Vaish 

Isfahan University of Technology, Isfahan, Iran

H. Bakhshiansohi⁴² , A. Jafari⁴³ , M. Zeinali⁴⁴ 
































Institute for Research in Fundamental Sciences (IPM), Tehran, Iran

S. Bashiri, S. Chenarani⁴⁵ , S.M. Etesami , Y. Hosseini , M. Khakzad , E. Khazaie , M. Mohammadi Najafabadi , S. Tizchang⁴⁶ 






























University College Dublin, Dublin, Ireland

M. Felcini , M. Grunewald 





INFN Sezione di Bari^a, Università di Bari^b, Politecnico di Bari^c, Bari, Italy

M. Abbrescia^{a,b} , A. Colaleo^{a,b} , D. Creanza^{a,c} , B. D'Anzi^{a,b} , N. De Filippis^{a,c} , M. De Palma^{a,b} , W. Elmetenawee^{a,b,47} , N. Ferrara^{a,b} , L. Fiore^a , G. Iaselli^{a,c} , L. Longo^a , M. Louka^{a,b}, G. Maggi^{a,c} , M. Maggi^a , I. Margjeka^a , V. Mastrapasqua^{a,b} , S. My^{a,b} , S. Nuzzo^{a,b} , A. Pellecchia^{a,b} , A. Pompili^{a,b} , G. Pugliese^{a,c} , R. Radogna^{a,b} , D. Ramos^a , A. Ranieri^a , L. Silvestris^a , F.M. Simone^{a,c} , Ü. Sözbilir^a , A. Stamerra^{a,b} , D. Troiano^{a,b} , R. Venditti^{a,b} , P. Verwilligen^a , A. Zaza^{a,b} 




















INFN Sezione di Bologna^a, Università di Bologna^b, Bologna, Italy

G. Abbiendi^a , C. Battilana^{a,b} , D. Bonacorsi^{a,b} , P. Capiluppi^{a,b} , A. Castro^{†a,b} , F.R. Cavallo^a , M. Cuffiani^{a,b} , G.M. Dallavalle^a , T. Diotallevi^{a,b} , F. Fabbri^a , A. Fanfani^{a,b} , D. Fasanella^a , P. Giacomelli^a , L. Giommi^{a,b} , C. Grandi^a , L. Guiducci^{a,b} , S. Lo Meo^{a,48} , M. Lorusso^{a,b} , L. Lunerti^a , S. Marcellini^a , G. Masetti^a , F.L. Navarria^{a,b} , G. Paggi^{a,b} , A. Perrotta^a , F. Primavera^{a,b} , A.M. Rossi^{a,b} , S. Rossi Tisbeni^{a,b} , T. Rovelli^{a,b} , G.P. Siroli^{a,b} 

INFN Sezione di Catania^a, Università di Catania^b, Catania, Italy

S. Costa^{a,b,49} , A. Di Mattia^a , A. Lapertosa^a , R. Potenza^{a,b}, A. Tricomi^{a,b,49} 





INFN Sezione di Firenze^a, Università di Firenze^b, Firenze, Italy

P. Assiouras^a , G. Barbagli^a , G. Bardelli^{a,b} , B. Camaiani^{a,b} , A. Cassese^a , R. Ceccarelli^a , V. Ciulli^{a,b} , C. Civinini^a , R. D'Alessandro^{a,b} , E. Focardi^{a,b} , T. Kello^a , G. Latino^{a,b} , P. Lenzi^{a,b} , M. Lizzo^a , M. Meschini^a , S. Paoletti^a , A. Papanastassiou^{a,b} , G. Sguazzoni^a , L. Viliani^a 















INFN Laboratori Nazionali di Frascati, Frascati, Italy

L. Benussi , S. Bianco , S. Meola⁵⁰ , D. Piccolo 




INFN Sezione di Genova^a, Università di Genova^b, Genova, Italy

M. Alves Gallo Pereira^a , F. Ferro^a , E. Robutti^a , S. Tosi^{a,b} 














INFN Sezione di Milano-Bicocca^a, Università di Milano-Bicocca^b, Milano, Italy

A. Benaglia^a , F. Brivio^a , F. Cetorelli^{a,b} , F. De Guio^{a,b} , M.E. Dinardo^{a,b} , P. Dini^a , S. Gennai^a , R. Gerosa^{a,b} , A. Ghezzi^{a,b} , P. Govoni^{a,b} , L. Guzzi^a , G. Lavizzari^{a,b} , M.T. Lucchini^{a,b} , M. Malberti^a , S. Malvezzi^a , A. Massironi^a , D. Menasce^a , L. Moroni^a , M. Paganoni^{a,b} , S. Palluotto^{a,b} , D. Pedrini^a , A. Perego^{a,b} , B.S. Pinolini^a , G. Pizzati^{a,b} , S. Ragazzi^{a,b} , T. Tabarelli de Fatis^{a,b}










INFN Sezione di Napoli^a, Università di Napoli 'Federico II'^b, Napoli, Italy; Università della Basilicata^c, Potenza, Italy; Scuola Superiore Meridionale (SSM)^d, Napoli, Italy

S. Buontempo^a , A. Cagnotta^{a,b} , F. Carnevali^{a,b} , N. Cavallo^{a,c} , F. Fabozzi^{a,c} , A.O.M. Iorio^{a,b} , L. Lista^{a,b,51} , P. Paolucci^{a,28} , B. Rossi^a 














INFN Sezione di Padova^a, Università di Padova^b, Padova, Italy; Università di Trento^c, Trento, Italy

R. Ardino^a , P. Azzi^a , N. Bacchetta^{a,52} , A. Bergnoli^a , M. Biasotto^{a,53} , D. Bisello^{a,b} , P. Bortignon^a , G. Bortolato^{a,b} , A.C.M. Bulla^a , P. Checchia^a , T. Dorigo^{a,54} , F. Gasparini^{a,b} , S. Giorgetti^a , E. Lusiani^a , M. Margoni^{a,b} , A.T. Meneguzzo^{a,b} , M. Migliorini^{a,b} , J. Pazzini^{a,b} , P. Ronchese^{a,b} , R. Rossin^{a,b} , F. Simonetto^{a,b} , M. Tosi^{a,b} , A. Triossi^{a,b} , S. Ventura^a , M. Zanetti^{a,b} , P. Zotto^{a,b} , A. Zucchetta^{a,b} , G. Zumerle^{a,b}














INFN Sezione di Pavia^a, Università di Pavia^b, Pavia, Italy

A. Braghieri^a , S. Calzaferri^a , D. Fiorina^a , P. Montagna^{a,b} , V. Re^a , C. Riccardi^{a,b} , P. Salvini^a , I. Vai^{a,b} , P. Vitulo^{a,b} 

INFN Sezione di Perugia^a, Università di Perugia^b, Perugia, Italy















S. Ajmal^{a,b} , M.E. Ascioti^{a,b} , G.M. Bilei^a , C. Carrivale^{a,b} , D. Ciangottini^{a,b} , L. Fanò^{a,b} , V. Mariani^{a,b} , M. Menichelli^a , F. Moscatelli^{a,55} , A. Rossi^{a,b} , A. Santocchia^{a,b} , D. Spiga^a , T. Tedeschi^{a,b} 

INFN Sezione di Pisa^a, Università di Pisa^b, Scuola Normale Superiore di Pisa^c, Pisa, Italy; Università di Siena^d, Siena, Italy








































C. Aimè^a , C.A. Alexe^{a,c} , P. Asenov^{a,b} , P. Azzurri^a , G. Bagliesi^a , R. Bhattacharya^a , L. Bianchini^{a,b} , T. Boccali^a , E. Bossini^a , D. Bruschini^{a,c} , R. Castaldi^a , M.A. Ciocci^{a,b} , M. Cipriani^{a,b} , V. D'Amante^{a,d} , R. Dell'Orso^a , S. Donato^{a,b} , A. Giassi^a , F. Ligabue^{a,c} , A.C. Marini^{a,b} , D. Matos Figueiredo^a , A. Messineo^{a,b} , S. Mishra^a , V.K. Muraleedharan Nair Bindhu^{a,b,40} , M. Musich^{a,b} , S. Nandan^a , F. Palla^a , A. Rizzi^{a,b} , G. Rolandi^{a,c} , S. Roy Chowdhury^a , T. Sarkar^a , A. Scribano^a , P. Spagnolo^a , F. Tenchini^{a,b} , R. Tenchini^a , G. Tonelli^{a,b} , N. Turini^{a,d} , F. Vaselli^{a,c} , A. Venturi^a , P.G. Verdini^a

INFN Sezione di Roma^a, Sapienza Università di Roma^b, Roma, Italy








P. Barria^a , C. Basile^{a,b} , F. Cavallari^a , L. Cunqueiro Mendez^{a,b} , D. Del Re^{a,b} 

E. Di Marco^{a,b} , M. Diemoz^a , F. Errico^{a,b} , R. Gargiulo^{a,b}, E. Longo^{a,b} , L. Martikainen^{a,b} , J. Mijuskovic^{a,b} , G. Organtini^{a,b} , F. Pandolfi^a , R. Paramatti^{a,b} , C. Quaranta^{a,b} , S. Rahatlou^{a,b} , C. Rovelli^a , F. Santanastasio^{a,b} , L. Soffi^a , V. Vladimirov^{a,b}









INFN Sezione di Torino^a, Università di Torino^b, Torino, Italy; Università del Piemonte Orientale^c, Novara, Italy

N. Amapane^{a,b} , R. Arcidiacono^{a,c} , S. Argiro^{a,b} , M. Arneodo^{a,c} , N. Bartosik^a , R. Bellan^{a,b} , C. Biino^a , C. Borca^{a,b} , N. Cartiglia^a , M. Costa^{a,b} , R. Covarelli^{a,b} , N. Demaria^a , L. Finco^a , M. Grippo^{a,b} , B. Kiani^{a,b} , F. Legger^a , F. Luongo^{a,b} , C. Mariotti^a , L. Markovic^{a,b} , S. Maselli^a , A. Mecca^{a,b} , L. Menzio^{a,b}, P. Meridiani^a , E. Migliore^{a,b} , M. Monteno^a , R. Mulargia^a , M.M. Obertino^{a,b} , G. Ortona^a , L. Pacher^{a,b} , N. Pastrone^a , M. Pelliccioni^a , M. Ruspà^{a,c} , F. Siviero^{a,b} , V. Sola^{a,b} , A. Solano^{a,b} , A. Staiano^a , C. Tarricone^{a,b} , D. Trocino^a , G. Umoret^{a,b} , R. White^{a,b} 

INFN Sezione di Trieste^a, Università di Trieste^b, Trieste, Italy

J. Babbar^{a,b} , S. Belforte^a , V. Candelise^{a,b} , M. Casarsa^a , F. Cossutti^a , K. De Leo^a , G. Della Ricca^{a,b} 


Kyungpook National University, Daegu, Korea

S. Dogra , J. Hong , J. Kim, D. Lee, H. Lee, S.W. Lee , C.S. Moon , Y.D. Oh , M.S. Ryu , S. Sekmen , B. Tae, Y.C. Yang 

Department of Mathematics and Physics - GWNu, Gangneung, Korea

M.S. Kim 

Chonnam National University, Institute for Universe and Elementary Particles, Kwangju, Korea

G. Bak , P. Gwak , H. Kim , D.H. Moon 

Hanyang University, Seoul, Korea

E. Asilar , J. Choi⁵⁶ , D. Kim , T.J. Kim , J.A. Merlin, Y. Ryoo



Korea University, Seoul, Korea

S. Choi , S. Han, B. Hong , K. Lee, K.S. Lee , S. Lee , J. Yoo 

Kyung Hee University, Department of Physics, Seoul, Korea

J. Goh , S. Yang 

Sejong University, Seoul, Korea

Y. Kang , H. S. Kim , Y. Kim, S. Lee






Seoul National University, Seoul, Korea

J. Almond, J.H. Bhyun, J. Choi , J. Choi, W. Jun , J. Kim , Y.W. Kim , S. Ko , H. Lee , J. Lee , J. Lee , B.H. Oh , S.B. Oh , H. Seo , U.K. Yang, I. Yoon 

University of Seoul, Seoul, Korea

W. Jang , D.Y. Kang, S. Kim , B. Ko, J.S.H. Lee , Y. Lee , I.C. Park , Y. Roh, I.J. Watson 

Yonsei University, Department of Physics, Seoul, Korea

S. Ha , K. Hwang , B. Kim , K. Lee , H.D. Yoo 

Sungkyunkwan University, Suwon, Korea

M. Choi , M.R. Kim , H. Lee, Y. Lee , I. Yu 

College of Engineering and Technology, American University of the Middle East (AUM),

Dasman, Kuwait

T. Beyrouthy , Y. Gharbia 


Kuwait University - College of Science - Department of Physics, Safat, Kuwait

F. Alazemi 

Riga Technical University, Riga, Latvia

K. Dreimanis , A. Gaile , C. Munoz Diaz , D. Osite , G. Pikurs, A. Potrebko ,
M. Seidel , D. Sidiropoulos Kontos 

University of Latvia (LU), Riga, Latvia

N.R. Strautnieks 







Vilnius University, Vilnius, Lithuania

M. Ambrozas , A. Juodagalvis , A. Rinkevicius , G. Tamulaitis 

National Centre for Particle Physics, Universiti Malaya, Kuala Lumpur, Malaysia

I. Yusuff⁵⁷ , Z. Zolkapli



Universidad de Sonora (UNISON), Hermosillo, Mexico

J.F. Benitez , A. Castaneda Hernandez , H.A. Encinas Acosta, L.G. Gallegos Maríñez,
M. León Coello , J.A. Murillo Quijada , A. Sehrawat , L. Valencia Palomo 

Centro de Investigacion y de Estudios Avanzados del IPN, Mexico City, Mexico

G. Ayala , H. Castilla-Valdez , H. Crotte Ledesma, E. De La Cruz-Burelo , I. Heredia-
De La Cruz⁵⁸ , R. Lopez-Fernandez , J. Mejia Guisao , A. Sánchez Hernández 

Universidad Iberoamericana, Mexico City, Mexico

C. Oropeza Barrera , D.L. Ramirez Guadarrama, M. Ramírez García 

Benemerita Universidad Autonoma de Puebla, Puebla, Mexico

I. Bautista , F.E. Neri Huerta , I. Pedraza , H.A. Salazar Ibarguen , C. Uribe Estrada 

University of Montenegro, Podgorica, Montenegro

I. Bubanja , N. Raicevic 


University of Canterbury, Christchurch, New Zealand

P.H. Butler 

National Centre for Physics, Quaid-I-Azam University, Islamabad, Pakistan

A. Ahmad , M.I. Asghar, A. Awais , M.I.M. Awan, H.R. Hoorani , W.A. Khan 







AGH University of Krakow, Krakow, Poland

V. Avati, A. Bellora , L. Forthomme , L. Grzanka , M. Malawski , K. Piotrkowski



National Centre for Nuclear Research, Swierk, Poland

H. Bialkowska , M. Bluj , M. Górski , M. Kazana , M. Szleper , P. Zalewski 

Institute of Experimental Physics, Faculty of Physics, University of Warsaw, Warsaw, Poland

K. Bunkowski , K. Doroba , A. Kalinowski , M. Konecki , J. Krolikowski ,
A. Muhammad 

Warsaw University of Technology, Warsaw, Poland



P. Fokow , K. Pozniak , W. Zabolotny 

Laboratório de Instrumentação e Física Experimental de Partículas, Lisboa, Portugal

M. Araujo , D. Bastos , C. Beirão Da Cruz E Silva , A. Boletti , M. Bozzo ,
T. Camporesi , G. Da Molin , P. Faccioli , M. Gallinaro , J. Hollar , N. Leonardo 

G.B. Marozzo , A. Petrilli , M. Pisano , J. Seixas , J. Varela , J.W. Wulff 































Faculty of Physics, University of Belgrade, Belgrade, Serbia

P. Adzic , P. Milenovic 

VINCA Institute of Nuclear Sciences, University of Belgrade, Belgrade, Serbia

D. Devetak, M. Dordevic , J. Milosevic , L. Nadderd , V. Rekovic, M. Stojanovic 













Centro de Investigaciones Energéticas Medioambientales y Tecnológicas (CIEMAT), Madrid, Spain

J. Alcaraz Maestre , Cristina F. Bedoya , J.A. Brochero Cifuentes , Oliver M. Carretero , M. Cepeda , M. Cerrada , N. Colino , B. De La Cruz , A. Delgado Peris , A. Escalante Del Valle , D. Fernández Del Val , J.P. Fernández Ramos , J. Flix , M.C. Fouz , O. Gonzalez Lopez , S. Goy Lopez , J.M. Hernandez , M.I. Josa , J. Llorente Merino , C. Martin Perez , E. Martin Viscasillas , D. Moran , C. M. Morcillo Perez , Á. Navarro Tobar , C. Perez Dengra , A. Pérez-Calero Yzquierdo , J. Puerta Pelayo , I. Redondo , J. Sastre , J. Vazquez Escobar 


















Universidad Autónoma de Madrid, Madrid, Spain

J.F. de Trocóniz 


Universidad de Oviedo, Instituto Universitario de Ciencias y Tecnologías Espaciales de Asturias (ICTEA), Oviedo, Spain

B. Alvarez Gonzalez , J. Cuevas , J. Fernandez Menendez , S. Folgueras , I. Gonzalez Caballero , P. Leguina , E. Palencia Cortezon , J. Prado Pico, V. Rodríguez Bouza , A. Soto Rodríguez , A. Trapote , C. Vico Villalba , P. Vischia 

Instituto de Física de Cantabria (IFCA), CSIC-Universidad de Cantabria, Santander, Spain

S. Blanco Fernández , I.J. Cabrillo , A. Calderon , J. Duarte Campderros , M. Fernandez , G. Gomez , C. Lasasa García , R. Lopez Ruiz , C. Martinez Rivero , P. Martinez Ruiz del Arbol , F. Matorras , P. Matorras Cuevas , E. Navarrete Ramos , J. Piedra Gomez , L. Scodellaro , I. Vila , J.M. Vizán Garcia 

University of Colombo, Colombo, Sri Lanka

B. Kailasapathy⁵⁹ , D.D.C. Wickramarathna 

University of Ruhuna, Department of Physics, Matara, Sri Lanka













W.G.D. Dharmaratna⁶⁰ , K. Liyanage , N. Perera 

CERN, European Organization for Nuclear Research, Geneva, Switzerland


































D. Abbaneo , C. Amendola , E. Auffray , J. Baechler, D. Barney , A. Bermúdez Martínez , M. Bianco , A.A. Bin Anuar , A. Bocci , L. Borgonovi , C. Botta , A. Bragagnolo , E. Brondolin , C.E. Brown , C. Caillol , G. Cerminara , N. Chernyavskaya , D. d'Enterria , A. Dabrowski , A. David , A. De Roeck , M.M. Defranchis , M. Deile , M. Dobson , G. Franzoni , W. Funk , S. Giani, D. Gigi, K. Gill , F. Glege , M. Glowacki, J. Hegeman , J.K. Heikkilä , B. Huber, V. Innocente , T. James , P. Janot , O. Kaluzinska , O. Karacheban²⁶ , G. Karathanasis , S. Laurila , P. Lecoq , E. Leutgeb , C. Lourenço , M. Magherini , L. Malgeri , M. Mannelli , M. Matthewman, A. Mehta , F. Meijers , S. Mersi , E. Meschi , V. Milosevic , F. Monti , F. Moortgat , M. Mulders , I. Neutelings , S. Orfanelli, F. Pantaleo , G. Petrucciani , A. Pfeiffer , M. Pierini , M. Pitt , H. Qu , D. Rabadý , B. Ribeiro Lopes , F. Riti , M. Rovere , H. Sakulin , R. Salvatico , S. Sanchez Cruz , S. Scarfi , C. Schwick, M. Selvaggi , A. Sharma , K. Shchelina , P. Silva , P. Sphicas⁶¹ , A.G. Stahl Leiton , A. Steen , S. Summers , D. Treille , P. Tropea , D. Walter 

J. Wanczyk⁶² , J. Wang, S. Wuchterl , P. Zehetner , P. Zejdl , W.D. Zeuner



















PSI Center for Neutron and Muon Sciences, Villigen, Switzerland

T. Bevilacqua⁶³ , L. Caminada⁶³ , A. Ebrahimi , W. Erdmann , R. Horisberger ,
Q. Ingram , H.C. Kaestli , D. Kotlinski , C. Lange , M. Missiroli⁶³ , L. Noehte⁶³ ,
T. Rohe , A. Samalan



ETH Zurich - Institute for Particle Physics and Astrophysics (IPA), Zurich, Switzerland

T.K. Aarrestad , M. Backhaus , G. Bonomelli , A. Calandri , C. Cazzaniga ,
K. Datta , P. De Bryas Dexmiers D'archiac⁶² , A. De Cosa , G. Dissertori , M. Dittmar,
M. Donegà , F. Eble , M. Galli , K. Gedia , F. Glessgen , C. Grab , N. Härringer ,
T.G. Harte, D. Hits , W. Lustermann , A.-M. Lyon , R.A. Manzoni , M. Marchegiani ,
L. Marchese , A. Mascellani⁶² , F. Nessi-Tedaldi , F. Pauss , V. Perovic , S. Pigazzini ,
B. Ristic , R. Seidita , J. Steggemann⁶² , A. Tarabini , D. Valsecchi , R. Wallny 












Universität Zürich, Zurich, Switzerland

C. Amsler⁶⁴ , P. Bärtschi , M.F. Canelli , K. Cormier , M. Huwiler , W. Jin ,
A. Jofrehei , B. Kilminster , S. Leontsinis , S.P. Liehti , A. Macchiolo , P. Meiring ,
F. Meng , J. Motta , A. Reimers , P. Robmann, M. Senger , E. Shokr, F. Stäger ,
R. Tramontano 




National Central University, Chung-Li, Taiwan

C. Adloff⁶⁵, D. Bhowmik, C.M. Kuo, W. Lin, P.K. Rout , P.C. Tiwari³⁶ 


National Taiwan University (NTU), Taipei, Taiwan

L. Ceard, K.F. Chen , Z.g. Chen, A. De Iorio , W.-S. Hou , T.h. Hsu, Y.w. Kao,
S. Karmakar , G. Kole , Y.y. Li , R.-S. Lu , E. Paganis , X.f. Su , J. Thomas-Wilsker ,
L.s. Tsai, D. Tsiou, H.y. Wu, E. Yazgan 


















High Energy Physics Research Unit, Department of Physics, Faculty of Science, Chulalongkorn University, Bangkok, Thailand

C. Asawatangtrakuldee , N. Srimanobhas , V. Wachirapusanand 


Tunis El Manar University, Tunis, Tunisia

Y. Maghrbi 

Çukurova University, Physics Department, Science and Art Faculty, Adana, Turkey

D. Agyel , F. Boran , F. Dolek , I. Dumanoglu⁶⁶ , E. Eskut , Y. Guler⁶⁷ ,
E. Gurpinar Guler⁶⁷ , C. Isik , O. Kara, A. Kayis Topaksu , Y. Komurcu , G. Onengut ,
K. Ozdemir⁶⁸ , A. Polatoz , B. Tali⁶⁹ , U.G. Tok , E. Uslan , I.S. Zorbakir 



Middle East Technical University, Physics Department, Ankara, Turkey

M. Yalvac⁷⁰ 


Bogazici University, Istanbul, Turkey

B. Akgun , I.O. Atakisi , E. Gülmez , M. Kaya⁷¹ , O. Kaya⁷² , S. Tekten⁷³ 





Istanbul Technical University, Istanbul, Turkey

A. Cakir , K. Cankocak^{66,74} , S. Sen⁷⁵ 

Istanbul University, Istanbul, Turkey

O. Aydilek⁷⁶ , B. Haciasahinoglu , I. Hos⁷⁷ , B. Kaynak , S. Ozkorucuklu , O. Potok ,
H. Sert , C. Simsek , C. Zorbilmez 

Yildiz Technical University, Istanbul, Turkey

S. Cerci , B. Isildak⁷⁸ , D. Sunar Cerci , T. Yetkin 














Institute for Scintillation Materials of National Academy of Science of Ukraine, Kharkiv, Ukraine

A. Boyaryntsev , B. Grynyov 



















National Science Centre, Kharkiv Institute of Physics and Technology, Kharkiv, Ukraine

L. Levchuk 




































University of Bristol, Bristol, United Kingdom

D. Anthony , J.J. Brooke , A. Bundock , F. Bury , E. Clement , D. Cussans , H. Flacher , J. Goldstein , H.F. Heath , M.-L. Holmberg , L. Kreczko , S. Paramesvaran , L. Robertshaw, V.J. Smith , K. Walkingshaw Pass




Rutherford Appleton Laboratory, Didcot, United Kingdom

A.H. Ball, K.W. Bell , A. Belyaev⁷⁹ , C. Brew , R.M. Brown , D.J.A. Cockerill , C. Cooke , A. Elliot , K.V. Ellis, K. Harder , S. Harper , J. Linacre , K. Manolopoulos, D.M. Newbold , E. Olaiya, D. Petyt , T. Reis , A.R. Sahasransu , G. Salvi , T. Schuh, C.H. Shepherd-Themistocleous , I.R. Tomalin , K.C. Whalen , T. Williams

Imperial College, London, United Kingdom

I. Andreou , R. Bainbridge , P. Bloch , O. Buchmuller, C.A. Carrillo Montoya , G.S. Chahal⁸⁰ , D. Colling , J.S. Dancu, I. Das , P. Dauncey , G. Davies , M. Della Negra , S. Fayer, G. Fedi , G. Hall , A. Howard, G. Iles , C.R. Knight , P. Krueper, J. Langford , K.H. Law , J. León Holgado , L. Lyons , A.-M. Magnan , B. Maier , S. Mallios, M. Mieskolainen , J. Nash⁸¹ , M. Pesaresi , P.B. Pradeep, B.C. Radburn-Smith , A. Richards, A. Rose , K. Savva , C. Seez , R. Shukla , A. Tapper , K. Uchida , G.P. Uttley , T. Virdee²⁸ , M. Vojinovic , N. Wardle , D. Winterbottom 

Brunel University, Uxbridge, United Kingdom

J.E. Cole , A. Khan, P. Kyberd , I.D. Reid 

Baylor University, Waco, Texas, USA

S. Abdullin , A. Brinkerhoff , E. Collins , M.R. Darwish , J. Dittmann , K. Hatakeyama , V. Hegde , J. Hiltbrand , B. McMaster , J. Samudio , S. Sawant , C. Sutantawibul , J. Wilson 



















Catholic University of America, Washington, DC, USA

R. Bartek , A. Dominguez , A.E. Simsek , S.S. Yu 

















The University of Alabama, Tuscaloosa, Alabama, USA

B. Bam , A. Buchot Perraguin , R. Chudasama , S.I. Cooper , C. Crovella , S.V. Gleyzer , E. Pearson, C.U. Perez , P. Rumerio⁸² , E. Usai , R. Yi 




















Boston University, Boston, Massachusetts, USA

A. Akpinar , C. Cosby , G. De Castro, Z. Demiragli , C. Erice , C. Fangmeier , C. Fernandez Madrazo , E. Fontanesi , D. Gastler , F. Golf , S. Jeon , J. O'cain, I. Reed , J. Rohlf , K. Salyer , D. Sperka , D. Spitzbart , I. Suarez , A. Tsatsos , A.G. Zecchinelli 












Brown University, Providence, Rhode Island, USA

G. Barone , G. Benelli , D. Cutts , S. Ellis, L. Gouskos , M. Hadley , U. Heintz , K.W. Ho , J.M. Hogan⁸³ , T. Kwon , G. Landsberg , K.T. Lau , J. Luo , S. Mondal , T. Russell, S. Sagir⁸⁴ , X. Shen , M. Stamenkovic , N. Venkatasubramanian




University of California, Davis, Davis, California, USA

S. Abbott , B. Barton , C. Brainerd , R. Breedon , H. Cai , M. Calderon De La Barca Sanchez , M. Chertok , M. Citron , J. Conway , P.T. Cox , R. Erbacher , F. Jensen , O. Kukral , G. Mocellin , M. Mulhearn , S. Ostrom , W. Wei , S. Yoo , F. Zhang 
























University of California, Los Angeles, California, USA

K. Adamidis, M. Bachtis , D. Campos, R. Cousins , A. Datta , G. Flores Avila , J. Hauser , M. Ignatenko , M.A. Iqbal , T. Lam , Y.f. Lo, E. Manca , A. Nunez Del Prado, D. Saltzberg , V. Valuev 




















University of California, Riverside, Riverside, California, USA

R. Clare , J.W. Gary , G. Hanson 










University of California, San Diego, La Jolla, California, USA

A. Aportela, A. Arora , J.G. Branson , S. Cittolin , S. Cooperstein , D. Diaz , J. Duarte , L. Giannini , Y. Gu, J. Guiang , R. Kansal , V. Krutelyov , R. Lee , J. Letts , M. Masciovecchio , F. Mokhtar , S. Mukherjee , M. Pieri , D. Primosch, M. Quinnan , V. Sharma , M. Tadel , E. Vourliotis , F. Würthwein , Y. Xiang , A. Yagil 
















University of California, Santa Barbara - Department of Physics, Santa Barbara, California, USA

A. Barzdukas , L. Brennan , C. Campagnari , K. Downham , C. Grieco , M.M. Hussain, J. Incandela , J. Kim , A.J. Li , P. Masterson , H. Mei , J. Richman , S.N. Santpur , U. Sarica , R. Schmitz , F. Setti , J. Shephlock , D. Stuart , T.Á. Vámi , X. Yan , D. Zhang














California Institute of Technology, Pasadena, California, USA

S. Bhattacharya , A. Bornheim , O. Cerri, J. Mao , H.B. Newman , G. Reales Gutiérrez, M. Spiropulu , J.R. Vlimant , C. Wang , S. Xie , R.Y. Zhu 
















Carnegie Mellon University, Pittsburgh, Pennsylvania, USA

J. Alison , S. An , P. Bryant , M. Cremonesi, V. Dutta , T. Ferguson , T.A. Gómez Espinosa , A. Harilal , A. Kallil Tharayil, M. Kanemura, C. Liu , T. Mudholkar , S. Murthy , P. Palit , K. Park, M. Paulini , A. Roberts , A. Sanchez , W. Terrill 











































University of Colorado Boulder, Boulder, Colorado, USA


























J.P. Cumalat , W.T. Ford , A. Hart , A. Hassani , N. Manganelli , J. Pearkes , C. Savard , N. Schonbeck , K. Stenson , K.A. Ulmer , S.R. Wagner , N. Zipper , D. Zuolo 

Cornell University, Ithaca, New York, USA















J. Alexander , X. Chen , D.J. Cranshaw , J. Dickinson , J. Fan , X. Fan , S. Hogan , P. Kotamnives, J. Monroy , M. Oshiro , J.R. Patterson , M. Reid , A. Ryd , J. Thom , P. Wittich , R. Zou 

Fermi National Accelerator Laboratory, Batavia, Illinois, USA










M. Albrow , M. Alyari , O. Amram , G. Apollinari , A. Apresyan , L.A.T. Bauerdick , D. Berry , J. Berryhill , P.C. Bhat , K. Burkett , J.N. Butler , A. Canepa , G.B. Cerati , H.W.K. Cheung , F. Chlebana , G. Cummings , I. Dutta , V.D. Elvira , J. Freeman , A. Gandrakota , Z. Gece , L. Gray , D. Green, A. Grummer , S. Grünendahl , D. Guerrero , O. Gutsche , R.M. Harris , T.C. Herwig , J. Hirschauer , B. Jayatilaka , S. Jindariani , M. Johnson , U. Joshi , T. Klijnsma , B. Klima , K.H.M. Kwok , S. Lammel , C. Lee , D. Lincoln , R. Lipton , T. Liu , K. Maeshima , D. Mason 

P. McBride , P. Merkel , S. Mrenna , S. Nahn , J. Ngadiuba , D. Noonan , S. Norberg, V. Papadimitriou , N. Pastika , K. Pedro , C. Pena⁸⁵ , F. Ravera , A. Reinsvold Hall⁸⁶ , L. Ristori , M. Safdari , E. Sexton-Kennedy , N. Smith , A. Soha , L. Spiegel , S. Stoynev , J. Strait , L. Taylor , S. Tkaczyk , N.V. Tran , L. Uplegger , E.W. Vaandering , I. Zoi



University of Florida, Gainesville, Florida, USA

C. Aruta , P. Avery , D. Bourilkov , P. Chang , V. Cherepanov , R.D. Field, C. Huh , E. Koenig , M. Kolosova , J. Konigsberg , A. Korytov , K. Matchev , N. Menendez , G. Mitselmakher , K. Mohrman , A. Muthirakalayil Madhu , N. Rawal , S. Rosenzweig , Y. Takahashi , J. Wang

















Florida State University, Tallahassee, Florida, USA

T. Adams , A. Al Kadhim , A. Askew , S. Bower , R. Hashmi , R.S. Kim , S. Kim , T. Kolberg , G. Martinez, H. Prosper , P.R. Prova, M. Wulansatiti , R. Yohay , J. Zhang











Florida Institute of Technology, Melbourne, Florida, USA

B. Alsufyani , S. Butalla , S. Das , T. Elkafrawy⁸⁷ , M. Hohlmann , E. Yanes










University of Illinois Chicago, Chicago, Illinois, USA

M.R. Adams , A. Baty , C. Bennett, R. Cavanaugh , R. Escobar Franco , O. Evdokimov , C.E. Gerber , M. Hawksworth, A. Hingrajiya, D.J. Hofman , J.h. Lee , D. S. Lemos , C. Mills , S. Nanda , G. Oh , B. Ozek , D. Pilipovic , R. Pradhan , E. Prifti, P. Roy, T. Roy , S. Rudrabhatla , N. Singh, M.B. Tonjes , N. Varelas , M.A. Wadud , Z. Ye , J. Yoo










The University of Iowa, Iowa City, Iowa, USA

M. Alhousseini , D. Blend, K. Dilsiz⁸⁸ , L. Emediato , G. Karaman , O.K. Köseyan , J.-P. Merlo, A. Mestvirishvili⁸⁹ , O. Neogi, H. Ogul⁹⁰ , Y. Onel , A. Penzo , C. Snyder, E. Tiras⁹¹ 









Johns Hopkins University, Baltimore, Maryland, USA

B. Blumenfeld , L. Corcodilos , J. Davis , A.V. Gritsan , L. Kang , S. Kyriacou , P. Maksimovic , M. Roguljic , J. Roskes , S. Sekhar , M. Swartz














The University of Kansas, Lawrence, Kansas, USA

A. Abreu , L.F. Alcerro Alcerro , J. Anguiano , S. Arteaga Escatel , P. Baringer , A. Bean , Z. Flowers , D. Grove , J. King , G. Krintiras , M. Lazarovits , C. Le Mahieu , J. Marquez , M. Murray , M. Nickel , S. Popescu⁹² , C. Rogan , C. Royon , S. Sanders , C. Smith , G. Wilson

Kansas State University, Manhattan, Kansas, USA

















B. Allmond , R. Gujju Gurunadha , A. Ivanov , K. Kaadze , Y. Maravin , J. Natoli , D. Roy , G. Sorrentino 

University of Maryland, College Park, Maryland, USA

A. Baden , A. Belloni , J. Bistany-riebman, Y.M. Chen , S.C. Eno , N.J. Hadley , S. Jabeen , R.G. Kellogg , T. Koeth , B. Kronheim, S. Lascio , A.C. Mignerey , S. Nabili , C. Palmer , C. Papageorgakis , M.M. Paranjpe, E. Popova⁹³ , A. Shevelev , L. Wang , L. Zhang

Massachusetts Institute of Technology, Cambridge, Massachusetts, USA

C. Baldenegro Barrera , J. Bendavid , S. Bright-Thonney , I.A. Cali , P.c. Chou , M. D'Alfonso , J. Eysermans , C. Freer , G. Gomez-Ceballos , M. Goncharov, G. Grosso,

P. Harris, D. Hoang, D. Kovalskyi , J. Krupa , L. Lavezzo , Y.-J. Lee , K. Long , C. McGinn, A. Novak , M.I. Park , C. Paus , C. Reissel , C. Roland , G. Roland , S. Rothman , G.S.F. Stephans , Z. Wang , B. Wyslouch , T. J. Yang 











University of Minnesota, Minneapolis, Minnesota, USA

B. Crossman , C. Kapsiak , M. Krohn , D. Mahon , J. Mans , B. Marzocchi , M. Revering , R. Rusack , R. Saradhy , N. Strobbe 




















University of Nebraska-Lincoln, Lincoln, Nebraska, USA

K. Bloom , D.R. Claes , G. Haza , J. Hossain , C. Joo , I. Kravchenko , A. Rohilla , J.E. Siado , W. Tabb , A. Vagnerini , A. Wightman , F. Yan , D. Yu 










State University of New York at Buffalo, Buffalo, New York, USA

H. Bandyopadhyay , L. Hay , H.w. Hsia, I. Iashvili , A. Kalogeropoulos , A. Kharchilava , M. Morris , D. Nguyen , S. Rappoccio , H. Rejeb Sfar, A. Williams , P. Young 


























Northeastern University, Boston, Massachusetts, USA

G. Alverson , E. Barberis , J. Bonilla , B. Bylsma, M. Campana , J. Dervan , Y. Haddad , Y. Han , I. Israr , A. Krishna , P. Levchenko , J. Li , M. Lu , R. Mccarthy , D.M. Morse , T. Orimoto , A. Parker , L. Skinnari , E. Tsai , D. Wood 









Northwestern University, Evanston, Illinois, USA

S. Dittmer , K.A. Hahn , D. Li , Y. Liu , M. McGinnis , Y. Miao , D.G. Monk , M.H. Schmitt , A. Taliercio , M. Velasco




















University of Notre Dame, Notre Dame, Indiana, USA

G. Agarwal , R. Band , R. Bucci, S. Castells , A. Das , R. Goldouzian , M. Hildreth , K. Hurtado Anampa , T. Ivanov , C. Jessop , K. Lannon , J. Lawrence , N. Loukas , L. Lutton , J. Mariano, N. Marinelli, I. Mcalister, T. McCauley , C. Mcgrady , C. Moore , Y. Musienko¹⁵ , H. Nelson , M. Osherson , A. Piccinelli , R. Ruchti , A. Townsend , Y. Wan, M. Wayne , H. Yockey, M. Zarucki , L. Zygalá 

The Ohio State University, Columbus, Ohio, USA

A. Basnet , M. Carrigan , L.S. Durkin , C. Hill , M. Joyce , M. Nunez Ornelas , K. Wei, D.A. Wenzl, B.L. Winer , B. R. Yates 


















Princeton University, Princeton, New Jersey, USA

H. Bouchamaoui , K. Coldham, P. Das , G. Dezoort , P. Elmer , P. Fackeldey , A. Frankenthal , B. Greenberg , N. Haubrich , K. Kennedy, G. Kopp , S. Kwan , Y. Lai , D. Lange , A. Loeliger , D. Marlow , I. Ojalvo , J. Olsen , F. Simpson , D. Stickland , C. Tully , L.H. Vage




University of Puerto Rico, Mayaguez, Puerto Rico, USA

S. Malik , R. Sharma















Purdue University, West Lafayette, Indiana, USA

A.S. Bakshi , S. Chandra , R. Chawla , A. Gu , L. Gutay, M. Jones , A.W. Jung , A.M. Koshy, M. Liu , G. Negro , N. Neumeister , G. Paspalaki , S. Piperov , J.F. Schulte , A. K. Viridi , F. Wang , A. Wildridge , W. Xie , Y. Yao 

Purdue University Northwest, Hammond, Indiana, USA

J. Dolen , N. Parashar , A. Pathak 



















Rice University, Houston, Texas, USA

D. Acosta , A. Agrawal , T. Carnahan , K.M. Ecklund , P.J. Fernández Manteca , S. Freed, P. Gardner, F.J.M. Geurts , I. Krommydas , W. Li , J. Lin , O. Miguel Colin , B.P. Padley , R. Redjimi, J. Rotter , E. Yigitbasi , Y. Zhang 









University of Rochester, Rochester, New York, USA

A. Bodek , P. de Barbaro , R. Demina , J.L. Dulemba , A. Garcia-Bellido , O. Hindrichs , A. Khukhunaishvili , N. Parmar, P. Parygin⁹³ , R. Taus 















Rutgers, The State University of New Jersey, Piscataway, New Jersey, USA

B. Chiarito, J.P. Chou , S.V. Clark , D. Gadkari , Y. Gershtein , E. Halkiadakis , M. Heindl , C. Houghton , D. Jaroslowski , S. Konstantinou , I. Laflotte , A. Lath , R. Montalvo, K. Nash, J. Reichert , P. Saha , S. Salur , S. Schnetzer, S. Somalwar , R. Stone , S.A. Thayil , S. Thomas, J. Vora 

University of Tennessee, Knoxville, Tennessee, USA

D. Ally , A.G. Delannoy , S. Fiorendi , S. Higginbotham , T. Holmes , A.R. Kanuganti , N. Karunarathna , L. Lee , E. Nibigira , S. Spanier 






Texas A&M University, College Station, Texas, USA

D. Aebi , M. Ahmad , T. Akhter , K. Androsov⁶² , O. Bouhali⁹⁴ , R. Eusebi , J. Gilmore , T. Huang , T. Kamon⁹⁵ , H. Kim , S. Luo , R. Mueller , D. Overton , A. Safonov 









Texas Tech University, Lubbock, Texas, USA

N. Akchurin , J. Damgov , Y. Feng , N. Gogate , Y. Kazhykarim, K. Lamichhane , S.W. Lee , C. Madrid , A. Mankel , T. Peltola , I. Volobouev 

Vanderbilt University, Nashville, Tennessee, USA

E. Appelt , Y. Chen , S. Greene, A. Gurrola , W. Johns , R. Kunnawalkam Elayavalli , A. Melo , D. Rathjens , F. Romeo , P. Sheldon , S. Tuo , J. Velkovska , J. Viinikainen 
























University of Virginia, Charlottesville, Virginia, USA

B. Cardwell , H. Chung, B. Cox , J. Hakala , R. Hirosky , A. Ledovskoy , C. Mantilla , C. Neu , C. Ramón Álvarez 







































Wayne State University, Detroit, Michigan, USA





































S. Bhattacharya , P.E. Karchin 

University of Wisconsin - Madison, Madison, Wisconsin, USA

A. Aravind , S. Banerjee , K. Black , T. Bose , E. Chavez , S. Dasu , P. Everaerts , C. Galloni, H. He , M. Herndon , A. Herve , C.K. Koraka , A. Lanaro, R. Loveless , J. Madhusudanan Sreekala , A. Mallampalli , A. Mohammadi , S. Mondal, G. Parida , L. Pétré , D. Pinna, A. Savin, V. Shang , V. Sharma , W.H. Smith , D. Teague, H.F. Tsoi , W. Vetens , A. Warden 

Authors affiliated with an institute or an international laboratory covered by a cooperation agreement with CERN

S. Afanasiev , V. Alexakhin , D. Budkouski , I. Golutvin[†] , I. Gorbunov , V. Karjavine , O. Kodolova^{96,93} , V. Korenkov , A. Lanev , A. Malakhov , V. Matveev⁹⁷ , A. Nikitenko^{98,96} , V. Palichik , V. Perelygin , M. Savina , V. Shalaev , S. Shmatov , S. Shulha , V. Smirnov , O. Teryaev , N. Voytishin , B.S. Yuldashev^{†99}, A. Zarubin , I. Zhizhin , G. Gavrillov , V. Golovtcov , Y. Ivanov , V. Kim⁹⁷ , V. Murzin , V. Oreshkin , D. Sosnov , V. Sulimov , L. Uvarov , A. Vorobyev[†], Yu. Andreev , A. Dermenev , S. Gninenko , N. Golubev , A. Karneyeu , D. Kirpichnikov 

M. Kirsanov , N. Krasnikov , I. Tlisova , A. Toropin , T. Aushev , K. Ivanov , V. Gavrilov , N. Lychkovskaya , V. Popov , A. Zhokin , R. Chistov⁹⁷ , M. Danilov⁹⁷ , S. Polikarpov⁹⁷ , V. Andreev , M. Azarkin , M. Kirakosyan, A. Terkulov , E. Boos , V. Bunichev , M. Dubinin⁸⁵ , L. Dudko , A. Ershov , V. Klyukhin , M. Perfilov , V. Savrin , P. Volkov , G. Vorotnikov , V. Blinov⁹⁷, T. Dimova⁹⁷ , A. Kozyrev⁹⁷ , O. Radchenko⁹⁷ , Y. Skovpen⁹⁷ , V. Kachanov , S. Slabospitskii , A. Uzunian , A. Babaev , V. Borshch , D. Druzhkin¹⁰⁰ 

†: Deceased

¹Also at Yerevan State University, Yerevan, Armenia

²Also at TU Wien, Vienna, Austria

³Also at Ghent University, Ghent, Belgium

⁴Also at Universidade do Estado do Rio de Janeiro, Rio de Janeiro, Brazil

⁵Also at FACAMP - Faculdades de Campinas, Sao Paulo, Brazil

⁶Also at Universidade Estadual de Campinas, Campinas, Brazil

⁷Also at Federal University of Rio Grande do Sul, Porto Alegre, Brazil

⁸Also at University of Chinese Academy of Sciences, Beijing, China

⁹Also at China Center of Advanced Science and Technology, Beijing, China

¹⁰Also at University of Chinese Academy of Sciences, Beijing, China

¹¹Also at China Spallation Neutron Source, Guangdong, China

¹²Now at Henan Normal University, Xinxiang, China

¹³Also at University of Shanghai for Science and Technology, Shanghai, China

¹⁴Now at The University of Iowa, Iowa City, Iowa, USA

¹⁵Also at an institute or an international laboratory covered by a cooperation agreement with CERN

¹⁶Also at Suez University, Suez, Egypt

¹⁷Now at British University in Egypt, Cairo, Egypt

¹⁸Also at Purdue University, West Lafayette, Indiana, USA

¹⁹Also at Université de Haute Alsace, Mulhouse, France

²⁰Also at Istinye University, Istanbul, Turkey

²¹Also at Ilia State University, Tbilisi, Georgia

²²Also at The University of the State of Amazonas, Manaus, Brazil

²³Also at University of Hamburg, Hamburg, Germany

²⁴Also at RWTH Aachen University, III. Physikalisches Institut A, Aachen, Germany

²⁵Also at Bergische University Wuppertal (BUW), Wuppertal, Germany

²⁶Also at Brandenburg University of Technology, Cottbus, Germany

²⁷Also at Forschungszentrum Jülich, Juelich, Germany

²⁸Also at CERN, European Organization for Nuclear Research, Geneva, Switzerland

²⁹Also at HUN-REN ATOMKI - Institute of Nuclear Research, Debrecen, Hungary

³⁰Now at Universitatea Babeş-Bolyai - Facultatea de Fizica, Cluj-Napoca, Romania

³¹Also at MTA-ELTE Lendület CMS Particle and Nuclear Physics Group, Eötvös Loránd University, Budapest, Hungary

³²Also at HUN-REN Wigner Research Centre for Physics, Budapest, Hungary

³³Also at Physics Department, Faculty of Science, Assiut University, Assiut, Egypt

³⁴Also at Punjab Agricultural University, Ludhiana, India

³⁵Also at University of Visva-Bharati, Santiniketan, India

³⁶Also at Indian Institute of Science (IISc), Bangalore, India

³⁷Also at Amity University Uttar Pradesh, Noida, India

³⁸Also at UPES - University of Petroleum and Energy Studies, Dehradun, India

³⁹Also at IIT Bhubaneswar, Bhubaneswar, India

- ⁴⁰Also at Institute of Physics, Bhubaneswar, India
- ⁴¹Also at University of Hyderabad, Hyderabad, India
- ⁴²Also at Deutsches Elektronen-Synchrotron, Hamburg, Germany
- ⁴³Also at Isfahan University of Technology, Isfahan, Iran
- ⁴⁴Also at Sharif University of Technology, Tehran, Iran
- ⁴⁵Also at Department of Physics, University of Science and Technology of Mazandaran, Behshahr, Iran
- ⁴⁶Also at Department of Physics, Faculty of Science, Arak University, ARAK, Iran
- ⁴⁷Also at Helwan University, Cairo, Egypt
- ⁴⁸Also at Italian National Agency for New Technologies, Energy and Sustainable Economic Development, Bologna, Italy
- ⁴⁹Also at Centro Siciliano di Fisica Nucleare e di Struttura Della Materia, Catania, Italy
- ⁵⁰Also at Università degli Studi Guglielmo Marconi, Roma, Italy
- ⁵¹Also at Scuola Superiore Meridionale, Università di Napoli 'Federico II', Napoli, Italy
- ⁵²Also at Fermi National Accelerator Laboratory, Batavia, Illinois, USA
- ⁵³Also at Laboratori Nazionali di Legnaro dell'INFN, Legnaro, Italy
- ⁵⁴Also at Lulea University of Technology, Lulea, Sweden
- ⁵⁵Also at Consiglio Nazionale delle Ricerche - Istituto Officina dei Materiali, Perugia, Italy
- ⁵⁶Also at Institut de Physique des 2 Infinis de Lyon (IP2I), Villeurbanne, France
- ⁵⁷Also at Department of Applied Physics, Faculty of Science and Technology, Universiti Kebangsaan Malaysia, Bangi, Malaysia
- ⁵⁸Also at Consejo Nacional de Ciencia y Tecnología, Mexico City, Mexico
- ⁵⁹Also at Trincomalee Campus, Eastern University, Sri Lanka, Nilaveli, Sri Lanka
- ⁶⁰Also at Saegis Campus, Nugegoda, Sri Lanka
- ⁶¹Also at National and Kapodistrian University of Athens, Athens, Greece
- ⁶²Also at Ecole Polytechnique Fédérale Lausanne, Lausanne, Switzerland
- ⁶³Also at Universität Zürich, Zurich, Switzerland
- ⁶⁴Also at Stefan Meyer Institute for Subatomic Physics, Vienna, Austria
- ⁶⁵Also at Laboratoire d'Annecy-le-Vieux de Physique des Particules, IN2P3-CNRS, Annecy-le-Vieux, France
- ⁶⁶Also at Near East University, Research Center of Experimental Health Science, Mersin, Turkey
- ⁶⁷Also at Konya Technical University, Konya, Turkey
- ⁶⁸Also at Izmir Bakircay University, Izmir, Turkey
- ⁶⁹Also at Adiyaman University, Adiyaman, Turkey
- ⁷⁰Also at Bozok Universitetesi Rektörlüğü, Yozgat, Turkey
- ⁷¹Also at Marmara University, Istanbul, Turkey
- ⁷²Also at Milli Savunma University, Istanbul, Turkey
- ⁷³Also at Kafkas University, Kars, Turkey
- ⁷⁴Now at Istanbul Okan University, Istanbul, Turkey
- ⁷⁵Also at Hacettepe University, Ankara, Turkey
- ⁷⁶Also at Erzincan Binali Yildirim University, Erzincan, Turkey
- ⁷⁷Also at Istanbul University - Cerrahpasa, Faculty of Engineering, Istanbul, Turkey
- ⁷⁸Also at Yildiz Technical University, Istanbul, Turkey
- ⁷⁹Also at School of Physics and Astronomy, University of Southampton, Southampton, United Kingdom
- ⁸⁰Also at IPPP Durham University, Durham, United Kingdom
- ⁸¹Also at Monash University, Faculty of Science, Clayton, Australia
- ⁸²Also at Università di Torino, Torino, Italy

⁸³Also at Bethel University, St. Paul, Minnesota, USA

⁸⁴Also at Karamanoğlu Mehmetbey University, Karaman, Turkey

⁸⁵Also at California Institute of Technology, Pasadena, California, USA

⁸⁶Also at United States Naval Academy, Annapolis, Maryland, USA

⁸⁷Also at Ain Shams University, Cairo, Egypt

⁸⁸Also at Bingöl University, Bingöl, Turkey

⁸⁹Also at Georgian Technical University, Tbilisi, Georgia

⁹⁰Also at Sinop University, Sinop, Turkey

⁹¹Also at Erciyes University, Kayseri, Turkey

⁹²Also at Horia Hulubei National Institute of Physics and Nuclear Engineering (IFIN-HH), Bucharest, Romania

⁹³Now at another institute or international laboratory covered by a cooperation agreement with CERN

⁹⁴Also at Texas A&M University at Qatar, Doha, Qatar

⁹⁵Also at Kyungpook National University, Daegu, Korea

⁹⁶Also at Yerevan Physics Institute, Yerevan, Armenia

⁹⁷Also at another institute or international laboratory covered by a cooperation agreement with CERN

⁹⁸Also at Imperial College, London, United Kingdom

⁹⁹Also at Institute of Nuclear Physics of the Uzbekistan Academy of Sciences, Tashkent, Uzbekistan

¹⁰⁰Also at Universiteit Antwerpen, Antwerpen, Belgium