CERN-EP-2024-212
30 July 2024

Analysis of $\Lambda_b^0 \rightarrow pK^- \mu^+ \mu^-$ decays

LHCb collaboration[†]

Abstract

The differential branching fraction and angular coefficients of $\Lambda_b^0 \rightarrow pK^- \mu^+ \mu^-$ decays are measured in bins of the dimuon mass squared and dihadron mass. The analysis is performed using a data set corresponding to 9 fb^{-1} of integrated luminosity collected with the LHCb detector between 2011 and 2018. The data are consistent with receiving contributions from a mixture of Λ resonances with different spin-parity quantum numbers. The angular coefficients show a pattern of vector–axial vector interference that is a characteristic of the type of flavour-changing neutral-current transition relevant for these decays.

Submitted to JHEP

© 2024 CERN for the benefit of the LHCb collaboration. CC BY 4.0 licence.

[†]Authors are listed at the end of this paper.

1 Introduction

The decay of a Λ_b^0 baryon to a Λ resonance and a pair of oppositely charged muons is mediated by a b - to s -quark flavour-changing neutral-current (FCNC) transition. In the Standard Model (SM) of particle physics, such transitions are suppressed as they proceed via loop-order Feynman diagrams. In extensions of the SM, the decay rate and angular distribution can be significantly modified [1]. The rate and angular distribution of $\Lambda_b^0 \rightarrow \Lambda(1116)\mu^+\mu^-$ decays, where the $\Lambda(1116)$ baryon is the weakly decaying ground-state, have previously been studied by the LHCb and CDF collaborations [2–4].¹ While the properties of $\Lambda_b^0 \rightarrow \Lambda(1116)\mu^+\mu^-$ decays are consistent with SM expectations at the current level of experimental precision [5], tensions are seen in measurements of b - to s -quark FCNC transitions involving B^+ , B^0 and B_s^0 mesons. The decay rates of these processes are found to be systematically below SM predictions [6–10]. Angular observables in $B^0 \rightarrow K^*(892)^0\mu^+\mu^-$ and $B^+ \rightarrow K^*(892)^+\mu^+\mu^-$ decays are also found to differ from expectations when the dimuon mass squared, q^2 , is less than $8 \text{ GeV}^2/c^4$ [11–18]. There is currently no conclusion on whether these discrepancies provide evidence for a genuine breakdown of the SM or are reflective of the challenges of calculating the rates of exclusive processes in a nonperturbative regime of QCD, see for example Refs. [19–23]. It is therefore important to search for similar discrepancies in other hadronic systems, which require different theoretical treatments.

In this paper, $\Lambda_b^0 \rightarrow pK^-\mu^+\mu^-$ decays with intermediate Λ resonances decaying to pK^- are considered. Rare FCNC decays of a Λ_b^0 baryon to the $pK^-\mu^+\mu^-$ final state were first observed by the LHCb collaboration in Ref. [24]. The differential branching fraction of the decay was measured in the range $0.1 < q^2 < 6.0 \text{ GeV}^2/c^4$ in Ref. [25]. Subsequently, the differential branching fraction to the narrowest strongly decaying state, the $\Lambda(1520)$ resonance, was measured in Ref. [26] in bins of q^2 . The full dihadron spectrum comprises a relatively large number of Λ states with different J^P quantum numbers. There are no accurate predictions of the differential decay rates of many of these states. Standard Model predictions, with reliable uncertainties, are only available for $\Lambda_b^0 \rightarrow \Lambda(1520)\mu^+\mu^-$ decays, based on Lattice QCD [27, 28] or dispersive bounds [29]. The hadronic form factors for transitions from Λ_b^0 baryons to other strongly decaying Λ resonances have only been estimated using a simplified quark model [30]. This paper presents a measurement of the branching fraction, and a first measurement of the angular distribution, of $\Lambda_b^0 \rightarrow pK^-\mu^+\mu^-$ decays. Coefficients of the angular distribution are determined using the formalism described in Ref. [1].

The branching fraction and angular coefficients are measured in bins of q^2 and dihadron mass, m_{pK} . In q^2 , the data are binned in the ranges 0.10–0.98, 1.1–2.0, 2.0–4.0, 4.0–6.0, 6.0–8.0, 11.0–12.5 and 15.0–17.5 GeV^2/c^4 . In m_{pK} , the data are binned in the ranges 1.4359–1.5900, 1.59–1.75, 1.75–2.20 and 2.20–5.41 GeV/c^2 . The first bin in m_{pK} isolates the narrow $\Lambda(1520)$ state, which is a prominent feature of the dihadron spectrum. The last bin in m_{pK} contains several broad Λ resonances whose properties are poorly known. At large q^2 , the 1.4359–1.5900 and 1.59–1.75 GeV/c^2 bins are combined and the others are kinematically inaccessible. The q^2 regions between 0.98–1.10 and 12.5–15.0 GeV^2/c^4 are removed from the data sample as they contain significant contributions from ϕ and $\psi(2S)$ meson decays. Candidates with $8.0 < q^2 < 11.0 \text{ GeV}^2/c^4$ are dominated by $\Lambda_b^0 \rightarrow J/\psi pK^-$

¹The inclusion of charge-conjugate processes is implied throughout this paper unless explicitly stated.

decays and are retained as a control sample.

At the LHC, Λ_b^0 baryons are observed to be produced with a net polarisation below 1% [31]. In this paper, they are treated as having zero polarisation in order to simplify the number of angular coefficients that need to be considered. In this case, the angular distribution of the decay can be described by three angles: θ_μ , the angle between the direction of the μ^+ (μ^-) in the $\mu^+\mu^-$ rest frame and the direction of the $\mu^+\mu^-$ pair in the Λ_b^0 ($\bar{\Lambda}_b^0$) rest frame; θ_p , the angle between the direction of the proton (antiproton) in the dihadron rest frame and the direction of the dihadron pair in the Λ_b^0 ($\bar{\Lambda}_b^0$) rest frame; ϕ , the angle between the $\mu^+\mu^-$ and dihadron decay planes in the Λ_b^0 rest frame. The resulting angular distribution is complex due to the contribution from a multitude of different Λ states, with different J^P quantum numbers, that decay to the same pK^- final state. For Λ states with $J \leq \frac{5}{2}$, the differential decay rate can be written in terms of a set of angular coefficients, $K_i(q^2, m_{pK}^2)$, as

$$\frac{d^5\Gamma}{d\Phi} = \frac{3}{8\pi} \sum_{i=1}^{46} K_i(q^2, m_{pK}^2) f_i(\mathbf{\Omega}) , \quad (1)$$

where $\Phi = (q^2, m_{pK}^2, \cos\theta_\mu, \cos\theta_p, \phi)$, $\mathbf{\Omega} = (\cos\theta_\mu, \cos\theta_p, \phi)$ and with the angular dependencies, $f_i(\mathbf{\Omega})$, given in Table 1. The rate-averaged angular coefficients \bar{K}_i in bins of q^2 and m_{pK}^2 are given by

$$\bar{K}_i = \int_{\text{bin}} K_i(q^2, m_{pK}^2) dq^2 dm_{pK}^2 \bigg/ \int_{\text{bin}} \frac{d^2\Gamma}{dq^2 dm_{pK}^2} dq^2 dm_{pK}^2 . \quad (2)$$

Due to the large number of observables involved, the coefficients are determined using the method of moments (see *e.g.* Ref. [32]) rather than by fitting the angular distribution of the data. Nonzero production polarisation of the Λ_b^0 baryons significantly increases the number of possible angular observables that can be measured but, due to the angular structure, does not affect the determination of the coefficients measured in this paper.

The data set used in this paper corresponds to 9 fb^{-1} of integrated luminosity of pp collision data collected with the LHCb experiment between 2011 and 2018. This paper is organised as follows. Section 2 introduces the method used to determine the differential branching fraction and the \bar{K}_i angular coefficients. Section 3 provides a description of the LHCb detector and its simulation. Section 4 describes the selection of candidates from the LHCb data set. Section 5 discusses the use of the $pK^-\mu^+\mu^-$ mass distribution, $m_{pK\mu\mu}$, to separate signal from background in the data set. Section 6 describes correcting weights that are needed to account for the nonuniform response of the detector in Φ . Sources of systematic uncertainty on the measurement of the branching fraction and angular coefficients are discussed in Sec. 7. Results are presented in Sec. 8 and summarised in Sec. 9.

2 Methodology

The branching fraction of the $\Lambda_b^0 \rightarrow pK^-\mu^+\mu^-$ decay is measured relative to that of the $\Lambda_b^0 \rightarrow J/\psi pK^-$ decay, where the J/ψ meson subsequently decays to two oppositely charged

Table 1: Orthogonal basis functions for the angular terms $f_1(\mathbf{\Omega})-f_{46}(\mathbf{\Omega})$ that arise for unpolarised Λ_b^0 baryons decaying to Λ resonances with $J \leq \frac{5}{2}$. Here, $P_l^m(\cos \theta)$ are associated Legendre polynomials. The basis follows Ref. [1].

| i | $f_i(\mathbf{\Omega})$ | i | $f_i(\mathbf{\Omega})$ |
|-----|---|-----|--|
| 1 | $\frac{1}{\sqrt{3}}P_0^0(\cos \theta_p)P_0^0(\cos \theta_\mu)$ | 24 | $\frac{1}{2}\sqrt{\frac{7}{3}}P_3^1(\cos \theta_p)P_1^1(\cos \theta_\mu)\cos \phi$ |
| 2 | $P_0^0(\cos \theta_p)P_1^0(\cos \theta_\mu)$ | 25 | $\frac{1}{2}P_4^1(\cos \theta_p)P_2^1(\cos \theta_\mu)\cos \phi$ |
| 3 | $\sqrt{\frac{5}{3}}P_0^0(\cos \theta_p)P_2^0(\cos \theta_\mu)$ | 26 | $\frac{3}{2\sqrt{5}}P_4^1(\cos \theta_p)P_1^1(\cos \theta_\mu)\cos \phi$ |
| 4 | $P_1^0(\cos \theta_p)P_0^0(\cos \theta_\mu)$ | 27 | $\frac{1}{3}\sqrt{\frac{11}{6}}P_5^1(\cos \theta_p)P_2^1(\cos \theta_\mu)\cos \phi$ |
| 5 | $\sqrt{3}P_1^0(\cos \theta_p)P_1^0(\cos \theta_\mu)$ | 28 | $\sqrt{\frac{11}{30}}P_5^1(\cos \theta_p)P_1^1(\cos \theta_\mu)\cos \phi$ |
| 6 | $\sqrt{5}P_1^0(\cos \theta_p)P_2^0(\cos \theta_\mu)$ | 29 | $\sqrt{\frac{5}{6}}P_1^1(\cos \theta_p)P_2^1(\cos \theta_\mu)\sin \phi$ |
| 7 | $\sqrt{\frac{5}{3}}P_2^0(\cos \theta_p)P_0^0(\cos \theta_\mu)$ | 30 | $\sqrt{\frac{3}{2}}P_1^1(\cos \theta_p)P_1^1(\cos \theta_\mu)\sin \phi$ |
| 8 | $\sqrt{5}P_2^0(\cos \theta_p)P_1^0(\cos \theta_\mu)$ | 31 | $\frac{5}{3\sqrt{6}}P_2^1(\cos \theta_p)P_2^1(\cos \theta_\mu)\sin \phi$ |
| 9 | $\frac{5}{\sqrt{3}}P_2^0(\cos \theta_p)P_2^0(\cos \theta_\mu)$ | 32 | $\sqrt{\frac{5}{6}}P_2^1(\cos \theta_p)P_1^1(\cos \theta_\mu)\sin \phi$ |
| 10 | $\sqrt{\frac{7}{3}}P_3^0(\cos \theta_p)P_0^0(\cos \theta_\mu)$ | 33 | $\frac{1}{6}\sqrt{\frac{35}{3}}P_3^1(\cos \theta_p)P_2^1(\cos \theta_\mu)\sin \phi$ |
| 11 | $\sqrt{7}P_3^0(\cos \theta_p)P_1^0(\cos \theta_\mu)$ | 34 | $\frac{1}{2}\sqrt{\frac{7}{3}}P_3^1(\cos \theta_p)P_1^1(\cos \theta_\mu)\sin \phi$ |
| 12 | $\sqrt{\frac{35}{3}}P_3^0(\cos \theta_p)P_2^0(\cos \theta_\mu)$ | 35 | $\frac{1}{2}P_4^1(\cos \theta_p)P_2^1(\cos \theta_\mu)\sin \phi$ |
| 13 | $\sqrt{3}P_4^0(\cos \theta_p)P_0^0(\cos \theta_\mu)$ | 36 | $\frac{3}{2\sqrt{5}}P_4^1(\cos \theta_p)P_1^1(\cos \theta_\mu)\sin \phi$ |
| 14 | $3P_4^0(\cos \theta_p)P_1^0(\cos \theta_\mu)$ | 37 | $\frac{1}{3}\sqrt{\frac{11}{6}}P_5^1(\cos \theta_p)P_2^1(\cos \theta_\mu)\sin \phi$ |
| 15 | $\sqrt{15}P_4^0(\cos \theta_p)P_2^0(\cos \theta_\mu)$ | 38 | $\sqrt{\frac{11}{30}}P_5^1(\cos \theta_p)P_1^1(\cos \theta_\mu)\sin \phi$ |
| 16 | $\sqrt{\frac{11}{3}}P_5^0(\cos \theta_p)P_0^0(\cos \theta_\mu)$ | 39 | $\frac{5}{12\sqrt{6}}P_2^2(\cos \theta_p)P_2^2(\cos \theta_\mu)\cos 2\phi$ |
| 17 | $\sqrt{11}P_5^0(\cos \theta_p)P_1^0(\cos \theta_\mu)$ | 40 | $\frac{1}{12}\sqrt{\frac{7}{6}}P_3^2(\cos \theta_p)P_2^2(\cos \theta_\mu)\cos 2\phi$ |
| 18 | $\sqrt{\frac{55}{3}}P_5^0(\cos \theta_p)P_2^0(\cos \theta_\mu)$ | 41 | $\frac{1}{12\sqrt{2}}P_4^2(\cos \theta_p)P_2^2(\cos \theta_\mu)\cos 2\phi$ |
| 19 | $\sqrt{\frac{5}{6}}P_1^1(\cos \theta_p)P_2^1(\cos \theta_\mu)\cos \phi$ | 42 | $\frac{1}{12}\sqrt{\frac{11}{42}}P_5^2(\cos \theta_p)P_2^2(\cos \theta_\mu)\cos 2\phi$ |
| 20 | $\sqrt{\frac{3}{2}}P_1^1(\cos \theta_p)P_1^1(\cos \theta_\mu)\cos \phi$ | 43 | $\frac{5}{12\sqrt{6}}P_2^2(\cos \theta_p)P_2^2(\cos \theta_\mu)\sin 2\phi$ |
| 21 | $\frac{5}{3\sqrt{6}}P_2^1(\cos \theta_p)P_2^1(\cos \theta_\mu)\cos \phi$ | 44 | $\frac{1}{12}\sqrt{\frac{7}{6}}P_3^2(\cos \theta_p)P_2^2(\cos \theta_\mu)\sin 2\phi$ |
| 22 | $\sqrt{\frac{5}{6}}P_2^1(\cos \theta_p)P_1^1(\cos \theta_\mu)\cos \phi$ | 45 | $\frac{1}{12\sqrt{2}}P_4^2(\cos \theta_p)P_2^2(\cos \theta_\mu)\sin 2\phi$ |
| 23 | $\frac{1}{6}\sqrt{\frac{35}{3}}P_3^1(\cos \theta_p)P_2^1(\cos \theta_\mu)\cos \phi$ | 46 | $\frac{1}{12}\sqrt{\frac{11}{42}}P_5^2(\cos \theta_p)P_2^2(\cos \theta_\mu)\sin 2\phi$ |

muons. The differential branching fraction as a function of q^2 and m_{pK}^2 is

$$\frac{d^2\mathcal{B}(\Lambda_b^0 \rightarrow pK^- \mu^+ \mu^-)}{dq^2 dm_{pK}^2} = \frac{N_{\Lambda_b^0 \rightarrow pK^- \mu^+ \mu^-}}{N_{\Lambda_b^0 \rightarrow J/\psi pK^-}} \frac{\mathcal{B}(\Lambda_b^0 \rightarrow J/\psi pK^-)\mathcal{B}(J/\psi \rightarrow \mu^+ \mu^-)}{\Delta(q^2, m_{pK}^2)}, \quad (3)$$

where N are the efficiency-corrected and background-subtracted yields of the decays in the relevant q^2 and m_{pK} ranges, and $\Delta(q^2, m_{pK}^2)$ is the area of the q^2 and m_{pK}^2 bin.

For the $\Lambda_b^0 \rightarrow J/\psi p K^-$ decay, no restriction is made on the m_{pK} range. The branching fractions of the $\Lambda_b^0 \rightarrow J/\psi p K^-$ and $J/\psi \rightarrow \mu^+ \mu^-$ decays are $(3.17_{-0.45}^{+0.57}) \times 10^{-2}$ [33] and $(5.961 \pm 0.033) \times 10^{-2}$ [34], respectively, obtained by summing over the candidates in the dataset with weight $w(\Phi)$,

$$N = \sum_{\text{event } n} w(\Phi_n) . \quad (4)$$

The weights are given by the ratio $s_n/\varepsilon(\Phi_n)$, where: $\varepsilon(\Phi_n)$ is the candidate efficiency, which depends on the candidate's position in the five-dimensional phase space; while the s_n coefficients are calculated using the *sPlot* technique [35] from a fit to the four-body mass of the candidate, and are used to statistically subtract the background in the data set. For the $\Lambda_b^0 \rightarrow J/\psi p K^-$ decay, the sum runs over all candidates without restriction to a particular m_{pK} bin. The variance of N is given by

$$\text{Var}(N) = \sum_{\text{event } n} (w(\Phi_n))^2 . \quad (5)$$

The angular observables can be determined by calculating the moments of the angular distribution. The rate-averaged angular coefficient across a bin is given by

$$\bar{K}_i = \frac{1}{N} \sum_{\text{event } n} w(\Phi_n) f_i(\Omega_n) , \quad (6)$$

as described in Ref. [1]. These angular observables are extracted with respect to the angular basis given in Table 1. Finally, the variance on the angular observables is given by

$$\text{Var}(\bar{K}_i) = \frac{1}{N^2} \sum_{\text{event } n} (w(\Phi_n) (f_i(\Omega_n) - \bar{K}_i))^2 . \quad (7)$$

3 Detector and simulation

The LHCb detector [36,37] is a single-arm forward spectrometer covering the pseudorapidity range $2 < \eta < 5$, designed for the study of b - or c -hadron decays. The detector includes a high-precision tracking system consisting of a silicon-strip vertex detector surrounding the pp interaction region, a large-area silicon-strip detector located upstream of a dipole magnet with a bending power of about 4 T m, and three stations of silicon-strip detectors and straw drift tubes placed downstream of the magnet. The tracking system provides a measurement of the momentum, p , of charged particles with a relative uncertainty better than 1% for $p < 200$ GeV/ c . Different types of charged hadrons are distinguished using information from two ring-imaging Cherenkov detectors. Muons are identified by a system comprising alternating layers of iron and multiwire proportional chambers. The online event selection is performed by a trigger, which comprises a hardware stage followed by two software stages.

Samples of simulated events are used to determine the efficiency, $\varepsilon(\Phi)$, and to study sources of specific backgrounds. In the simulation, pp collisions are generated using PYTHIA [38] with a specific LHCb configuration [39]. Decays of unstable particles are described by EVTGEN [40], with final-state radiation generated using PHOTOS [41]. The interaction of the generated particles with the detector, and its response, are implemented

using the GEANT4 toolkit [42] as described in Ref. [43]. The simulated samples are corrected for known differences between data and simulation in the Λ_b^0 production kinematics. Percent-level corrections are also applied to the efficiency of the hardware trigger and to the tracking and muon identification efficiencies. These corrections are derived from control samples of $B^+ \rightarrow J/\psi K^+$ decays in the data [44]. The particle identification (PID) information for hadrons is corrected by replacing the simulated response with values from cleanly selected samples of protons and kaons with similar kinematic properties to the data of interest [45, 46].

4 Selection

The analysis uses data triggered in the hardware stage by either a single high transverse momentum muon or by a pair of muons with a large transverse momentum product. The first software stage requires an event to contain at least one good-quality track with significant displacement from every pp collision vertex (PV) and large transverse momentum. In the second stage, this track is combined with one or more other tracks and filtered according to topological criteria [47, 48]. Candidates are formed by combining two muons of opposite charge with a proton and a kaon. The muons and hadrons are required to have good-quality tracks, have a significant impact parameter (IP) with respect to every PV and form a common vertex with a good vertex-fit quality. The Λ_b^0 candidate must have a significant transverse momentum and be significantly displaced from every PV. The candidate is assumed to originate from the PV with which it has the smallest IP. The candidates are required to have an IP consistent with zero and a momentum vector aligned with the direction between the origin and decay vertices.

A lower threshold on the angle between the directions of any pair of charged particles is applied to remove cases where a single charged particle results in multiple reconstructed tracks. Additional requirements are applied to remove specific sources of background. The most dangerous sources of background arise from decays with similar topologies, where one or more particles are incorrectly identified. For example, $B_s^0 \rightarrow K^+ K^- \mu^+ \mu^-$ decays, where the K^+ is mistakenly identified as a proton. Such decays are suppressed by requiring additional particle identification criteria if the dihadron and four-body mass combination are consistent with originating from a different decay with a similar topology. This approach also removes background contributions from $\Lambda_b^0 \rightarrow p K^- \mu^+ \mu^-$ decays where the proton is mistakenly identified as a kaon and vice versa. Four-body hadronic b -hadron decays form a negligible source of background.

There is also a potentially large background source from semileptonic $\Lambda_b^0 \rightarrow \Lambda_c^+ \mu^- \bar{\nu}_\mu$ decays, where the Λ_c^+ baryon decays to $p K^- \pi^+$ and the π^+ is mistakenly identified as a muon. Such decays are suppressed by vetoing candidates where the $p K^- \pi^+$ mass is consistent with the Λ_c^+ baryon mass, after assigning the π^+ mass hypothesis to the μ^+ candidate. Processes involving two semileptonic decays, such as $\Lambda_b^0 \rightarrow \Lambda_c^+ \mu^- \bar{\nu}_\mu$ with $\Lambda_c^+ \rightarrow p K^- \mu^+ \nu_\mu$, populate the low $p K^- \mu^+ \mu^-$ mass region and can be safely ignored in the analysis. Semileptonic decays of B_s^0 mesons, such as $B_s^0 \rightarrow D_s^- \mu^+ \nu_\mu$ with $D_s^- \rightarrow K^+ K^- \mu^- \bar{\nu}_\mu$, are suppressed by requiring that the candidate $K^+ K^- \mu^+ \mu^-$ mass, formed by assigning the kaon mass hypothesis to the proton candidate, is larger than $5 \text{ GeV}/c^2$.

After suppressing the major sources of specific backgrounds, the remaining background contribution is dominated by random combinations of protons, kaons, and two oppositely

charged muons. A significant fraction of the background is found to have a dihadron system consistent with coming from $\phi \rightarrow K^+K^-$ decays, where a kaon is mistakenly identified as a proton. Additional particle identification criteria are applied to suppress this background. The remaining background is further suppressed using a multivariate classifier, a boosted decision tree [49], trained to separate simulated signal decays from candidates selected from an upper mass sideband of the data. The classifier uses features of the data with low correlations to the phase-space variables and the $pK^-\mu^+\mu^-$ mass: the fit quality of the Λ_b^0 decay vertex, the angle between the Λ_b^0 momentum and its reconstructed flight direction, the p_T of the Λ_b^0 candidate, and the consistency of the candidate with originating from a PV. The classifier working point is chosen to maximise the expected signal significance in the data. The chosen working point removes 98% of the combinatorial background and retains 74% of the signal.

5 Mass distribution

The *sPlot* procedure [35] is used to statistically disentangle the signal and remaining background. An unbinned maximum-likelihood fit is performed to the $m_{pK\mu\mu}$ distribution in the different bins using the ZFIT software package [50]. The signal component is described by a Gaussian distribution with power law tails on both sides of the peak [51], and the combinatorial background is modelled by an exponential distribution. The tail parameters of the signal shape are determined using the simulated samples. The peak position and width parameters of the signal are also obtained from simulation and corrected based on fits to the $\Lambda_b^0 \rightarrow J/\psi pK^-$ control sample. All bins share the peak position in simulation, as well as the correction factors for the peak position and width in data. For the $\Lambda_b^0 \rightarrow J/\psi pK^-$ sample, the other signal parameters are independent between the different m_{pK} bins. For the other q^2 bins, the other signal parameters are shared between bins with the same q^2 but different m_{pK} values. Due to the larger size of the $\Lambda_b^0 \rightarrow J/\psi pK^-$ sample, the models are modified to better describe the shapes seen in the data: the signal shape is modified to include sigmoid activation functions on the left- and right-hand side of the distribution to account for the effect of the finite dimuon mass window on $m_{pK\mu\mu}$; and the background shape is modified by multiplying it by

$$\Theta(m_{pK\mu\mu} - m_{\text{thr}})(m_{pK\mu\mu} - m_{\text{thr}})^\delta, \quad (8)$$

where Θ is the Heaviside step function, m_{thr} is the smallest allowed $pK^-\mu^+\mu^-$ mass and is given by the sum of the known J/ψ mass [34] and m_{pK} , and δ is a parameter that controls the turn-on of the shape from the threshold.

Figures 1 and 2 show the $m_{pK\mu\mu}$ distribution of the candidates in the different q^2 and m_{pK} bins. The distributions are overlaid with the result of the fit. In the $6 < q^2 < 8 \text{ GeV}^2/c^4$ bin, the range of the $m_{pK\mu\mu}$ distribution is reduced to remove background from poorly reconstructed $\Lambda_b^0 \rightarrow J/\psi pK^-$ decays that would otherwise pollute the low mass region. Table 4 in the Appendix contains the yields of signal and background obtained from the fits. The angular observables are determined for every bin of q^2 and m_{pK} that has a significant signal contribution. For $2.20 < m_{pK} < 5.41 \text{ GeV}/c^2$, and the bin with $1.1 < q^2 < 2.0 \text{ GeV}^2/c^4$ and $1.4359 < m_{pK} < 1.5900 \text{ GeV}/c^2$, the signal yields are so small that the angular observables cannot be reliably determined.

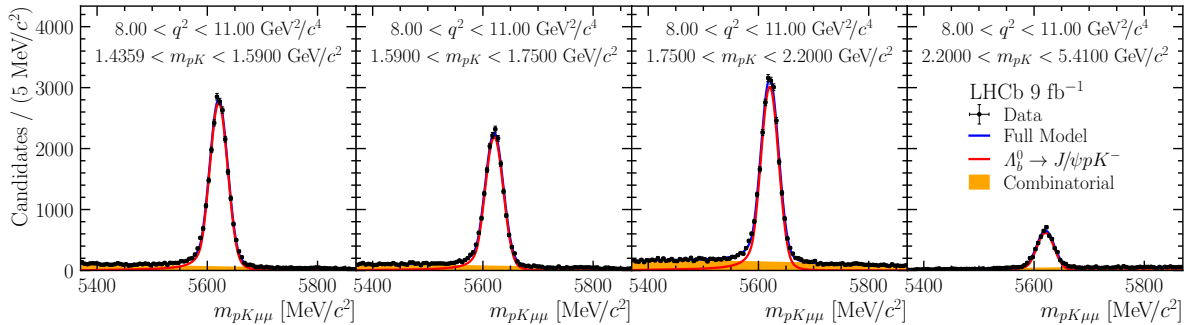


Figure 1: Mass distribution of selected $\Lambda_b^0 \rightarrow J/\psi p K^-$ candidates in bins of m_{pK} . The data are overlaid with the result of the fit described in the text.

6 Efficiency model

The efficiency in Φ is parameterised by

$$\varepsilon(\Phi) = \sum_{hijkl} e_{hijkl} P_h(m'_{pK}) P_i(m'_{\mu\mu}) P_j(\cos \theta_p) P_k(\cos \theta_\mu) \cos(l\phi), \quad (9)$$

where $P_n(x)$ are Legendre polynomials of order n , the e_{hijkl} are a set of coefficients, and m'_{pK} and $m'_{\mu\mu}$ are a mapping of the dihadron and dimuon masses to a square with range $[-1, +1]$. This model makes no assumptions about the factorisation of the different observables. Legendre polynomials and $\cos(l\phi)$ dependencies are used since these form an orthogonal basis. As a result, the coefficients of the efficiency model are determined using the method of moments applied to the phase-space simulation samples. The efficiency is parameterised using polynomials of up-to and including: order five for the transformed masses, $m'_{\mu\mu}$ and m'_{pK} ; order four for $\cos \theta_p$; and order four for $\cos \theta_\mu$. The angle ϕ is described by functions up-to $\cos(3\phi)$. The normalisation of the efficiency is arbitrary, and on average candidates are assigned values of 1.0. If $\varepsilon(\Phi) < 0.15$, candidates are assigned an efficiency of 0.15 to avoid introducing large weights when determining the observables. This only affects a small number of candidates that all sit in the sidebands of the data. The impact of the minimum efficiency requirement is considered as a source of systematic uncertainty.

The shape of $\varepsilon(\Phi)$ arises from kinematic and geometrical requirements in the selection and reconstruction of the proton, kaon and muons. The shape in $\cos \theta_\mu$ is symmetric as the detection asymmetry between positively and negatively charged muons is negligible [52], therefore odd order contributions are not considered in the model. Conversely, the shape in $\cos \theta_p$ is asymmetric due to the difference between the proton and kaon mass, leading to a momentum imbalance between the particles in the detector, and due to different momentum-dependent efficiencies of the PID requirements. For $\cos \theta_p$, both odd and even order contributions are used. The efficiency tends to be largest at intermediate q^2 and lower at the q^2 extremes. At small q^2 , the muons typically have smaller momentum and p_T , and are either not reconstructed, or do not meet the requirements of the hardware stage of the trigger. At large q^2 , the hadrons are almost at rest in the Λ_b^0 rest frame and have small IP, and do not meet the requirements of the software trigger or offline selection.

The efficiency model is validated by inspecting the agreement between one-dimensional projections of the model and the simulation samples. The agreement in the five-dimensional

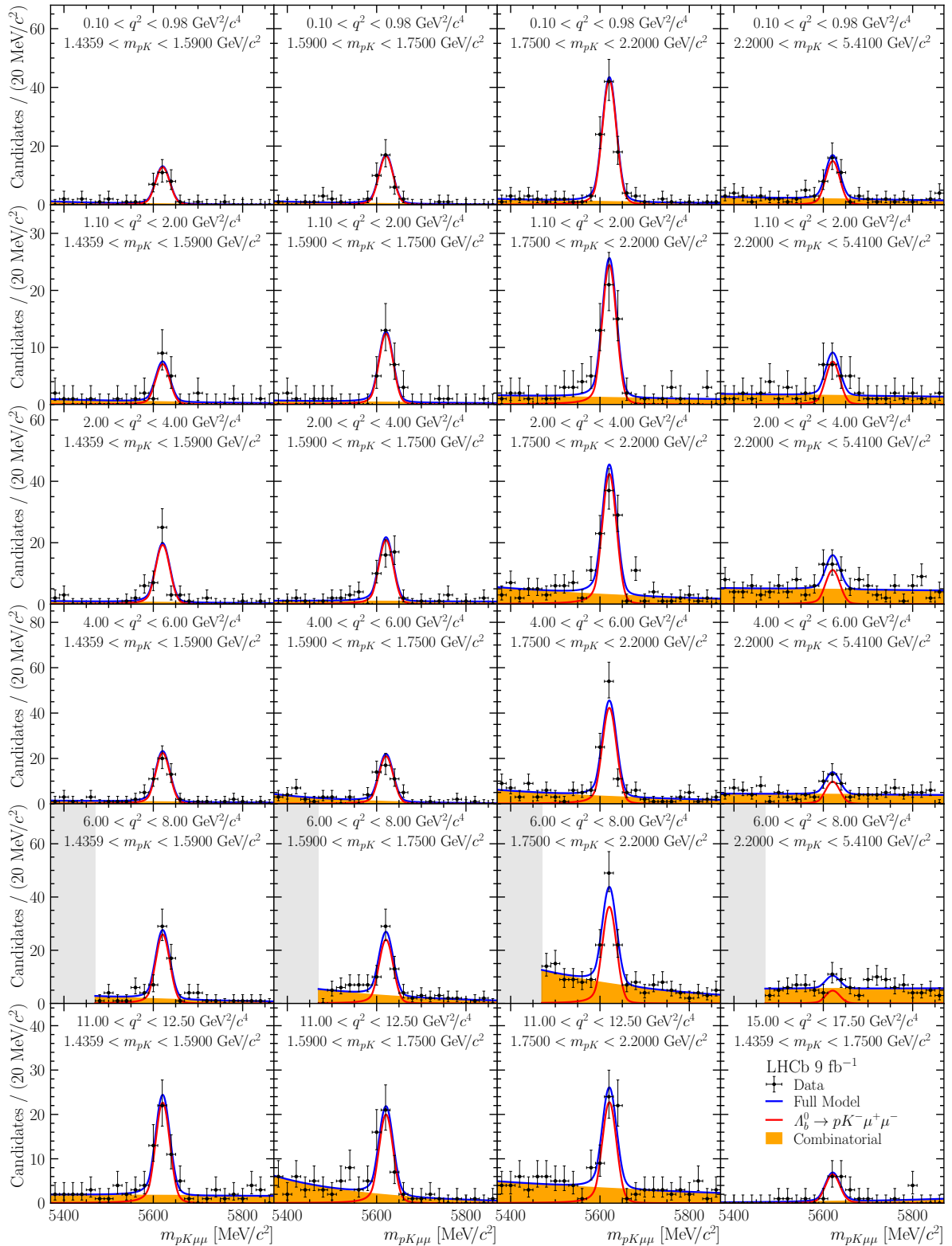


Figure 2: Mass distributions of selected $\Lambda_b^0 \rightarrow pK^- \mu^+ \mu^-$ decay candidates in bins of m_{pK} and q^2 . The data are overlaid with the result of the fit described in the text. The shaded regions are populated by poorly reconstructed $\Lambda_b^0 \rightarrow J/\psi pK^-$ decays and are excluded from the analysis.

Table 2: Summary of different sources of systematic uncertainty on the differential branching fraction and angular coefficients, relative to the statistical uncertainty on the measurements. The values correspond to the median over all of the measured observables and bins. The absolute range is given in parentheses.

| Source of systematic uncertainty | $d^2\mathcal{B}/dq^2dm_{pK}^2$ | \bar{K}_i |
|---|--------------------------------|------------------|
| $\mathcal{B}(\Lambda_b^0 \rightarrow J/\psi p K^-)$ | 1.03 (0.35–1.58) | — |
| Efficiency model (sample size) | 0.09 (0.03–0.25) | 0.07 (0.01–0.40) |
| Efficiency model (polynomial order) | 0.10 (0.03–0.47) | 0.08 (0.01–1.15) |
| Efficiency model (minimum value) | 0.01 (0.00–0.22) | 0.00 (0.00–0.99) |
| Efficiency model (Λ_c^+ veto) | 0.01 (0.00–0.16) | 0.00 (0.00–0.27) |
| Mass model (signal) | 0.02 (0.00–0.18) | 0.01 (0.00–0.17) |
| Mass model (background) | 0.05 (0.00–0.95) | 0.01 (0.00–0.20) |
| Mass model (sample size) | 0.01 (0.00–0.09) | 0.00 (0.00–0.05) |
| Peaking backgrounds | 0.02 (0.00–0.09) | 0.01 (0.00–0.16) |
| Resolution | 0.00 (0.00–0.02) | 0.00 (0.00–0.18) |
| Simulation corrections (PID) | 0.02 (0.00–0.08) | 0.01 (0.00–0.36) |
| Simulation corrections (hadronisation) | 0.00 (0.00–0.02) | 0.00 (0.00–0.01) |
| Simulation corrections (kinematic) | 0.02 (0.00–0.06) | 0.01 (0.00–0.08) |

space is also checked using a multivariate classifier trained to separate the simulation sample and pseudoexperiments generated from the efficiency model. Several different combinations of polynomial orders are found to give a similar description of the simulated sample. This set of models is used to assign a systematic uncertainty on $\varepsilon(\Phi)$.

7 Statistical and systematic uncertainties

The statistical uncertainty on the branching fraction measurements and the angular observables are determined using the variances defined in Sec. 2. The appropriateness of the variance, as a measure of the uncertainty, is verified with pseudoexperiments. An alternative estimate, obtained by bootstrapping the data set [53] and repeating the determination of the different observables, is also considered. The two determinations give comparable results for bins that are well populated, but the variance is found to have better coverage in poorly populated bins and to cover correctly for the observables presented in this paper.

Several sources of systematic uncertainties are considered. For the differential branching fraction, the dominant contribution arises from the knowledge of the branching fraction of the $\Lambda_b^0 \rightarrow J/\psi p K^-$ decay. The largest systematic uncertainty on the angular coefficients stems from the knowledge of the efficiency model. Table 2 provides a summary of the different sources of systematic uncertainty. The total systematic uncertainty on the observables is determined by summing the individual sources in quadrature.

Four sources of systematic uncertainty are evaluated for the efficiency model. The first source is due to the limited size of the simulation sample. To assess the systematic impact

of this limitation, the simulated sample is bootstrapped 100 times and the determination of the efficiency model is repeated. The observables are recalculated for each alternative efficiency model and the widths of the resulting distributions of the observables are taken as systematic uncertainties. The second source is due to the choice of the truncation order of the polynomials used in the efficiency model. The size of this effect is quantified by determining different efficiency models by either increasing or decreasing the polynomial order of the different dimensions by one, considering only the models that provide a similarly good description of the data to the baseline model. The observables are then determined using these alternative efficiency models. The largest deviation from the default value among the models is assigned as the systematic uncertainty on each observable. Only an increase and decrease of one is considered because very high orders of the polynomial can lead to local regions with small or negative efficiencies in $\varepsilon(\Phi)$. The third source is due to the choice of the minimum efficiency. The impact of this choice is estimated by repeating the analysis on a single pseudoexperiment with a large sample size with the minimum efficiency set to 0.01. The difference in the value of observables obtained using the default minimum and the new minimum efficiency is taken as systematic uncertainty. The A_c^+ veto removes a very narrow region of phase space, which is difficult to model with polynomial functions. Because the efficiency of the A_c^+ veto is 99.8% on signal simulation samples, and no candidates fall in this region in data, this veto is not applied when determining the efficiency shape. The fourth source of uncertainty accounts for this choice and is also determined using a single large pseudoexperiment. The difference in absolute value between the observables calculated from the sample when neglecting or including the A_c^+ veto is taken as systematic uncertainty.

Three sources of systematic uncertainty are evaluated for the mass models. The first source is due to the statistical uncertainty on the signal line shape. This uncertainty is assessed by varying the line shape parameters within their uncertainties, repeating the fits to the data and determining new values for the observables. The width of the resulting distributions of the observables are taken as systematic uncertainties. The second and third sources are due to the choice of signal and background model. The systematic effect of the model choice is estimated using pseudoexperiments generated according to an alternative signal or background model. The observables are then determined using the baseline signal and background models and the resulting bias is assigned as a source of systematic uncertainty. For the signal, an alternative shape based on a modified asymmetric Apollonios function is used [54]. For the background, a polynomial dependence is used with parameters determined from a sample selected with a looser multivariate classifier requirement. The uncertainty due to different signal and background line shapes is largest for $1.75 < m_{pK} < 2.20 \text{ GeV}/c^2$.

Contributions from misidentified backgrounds with the same topology as the signal are small and neglected in the analysis. To estimate a systematic uncertainty due to omitting these backgrounds, a pseudoexperiment is generated with a large sample size according to the baseline signal and background models. Additional background contributions from misidentified particles are introduced at the expected level. The observables are then determined using the baseline signal and background models and the resulting bias is assigned as a systematic uncertainty. As little is known of the structure of the $B_s^0 \rightarrow K^- K^+ \mu^+ \mu^-$ and $B^0 \rightarrow K^+ \pi^- \mu^+ \mu^-$ decays, aside from in the region around the ϕ and $K^*(892)^0$ resonances, the additional candidates are selected from the data after applying alternative particle identification requirements.

The resolution of the measured particle momentum has little impact on the measured angular observables and is neglected in the analysis. To assess the impact of this choice, a pseudoexperiment with a large sample size is generated in which θ_μ , θ_p and ϕ are smeared according to the resolutions on the angles determined from simulation. The observables are then determined using the baseline model and the bias on the observables is assigned as a systematic uncertainty.

The determination of the efficiency is based on simulation samples that are calibrated to better describe the data. The overall value of the calibrating weight is dominated by the correction of the Λ_b^0 production kinematics. The kinematic correction is designed to correctly reproduce the p_T dependence of the Λ_b^0 production fraction relative to B^0 and B^+ mesons measured in Refs. [55] and [56], as well as the kinematic distributions of B^0 and B^+ mesons in the data. A systematic uncertainty on the correction to the Λ_b^0 kinematics is assessed in two ways. First, the measurements in Refs. [55] and [56] are varied within their uncertainties and new efficiency models are determined for each variation. The observables are determined in data using the resulting alternate efficiency models. The width of the resulting distributions of values of the different observables is assigned as a systematic uncertainty. Second, the correction weights are also extended to include the detector occupancy. The analysis is then repeated and the change in the values of the observables is assigned as a systematic uncertainty. A systematic uncertainty on the hadron identification is also estimated by evaluating the efficiency model using information sampled from an alternative set of calibration samples. Overall, the systematic uncertainties related to the calibration are small.

8 Results and discussion

Table 3 gives the differential branching fraction for every bin. The precision in most bins is limited by the knowledge of the $\Lambda_b^0 \rightarrow J/\psi p K^-$ branching fraction. Figure 3 shows the results in bins of q^2 and m_{pK} . The branching fraction as a function of q^2 in the first m_{pK} bin is compatible with the results presented in Ref. [26]. The variation of the differential branching fraction with q^2 does not agree with predictions based on a quark model [30] in any of the m_{pK} bins. The quark model predictions typically yield much smaller branching fractions at low- q^2 than seen in the data. A direct interpretation of the differences between the differential branching fraction in bins of m_{pK} and the resonance spectra in $\Lambda_b^0 \rightarrow J/\psi p K^-$ [57] and $\Lambda_b^0 \rightarrow p K^- \gamma$ [58] decays is difficult, due to the unknown interference pattern between the states in this analysis. The results are, however, qualitatively similar, with a variety of different resonances contributing to the total rate. The pattern is also consistent with the available phase space in the different decays.

Figures 5–10 in the Appendix show the values of the complete set of angular observables. Tabulated values of all of the observables are available as attached supplemental information. Figure 4 shows the forward-backward asymmetries of the lepton and hadron systems computed from the observables. The lepton- and hadron-side forward-backward asymmetries correspond to

$$A_{\text{FB}}^\mu = \frac{3}{2} \bar{K}_2 \quad \text{and} \quad A_{\text{FB}}^p = \frac{3}{2} \bar{K}_4 - \frac{\sqrt{21}}{8} \bar{K}_{10} + \frac{\sqrt{33}}{16} \bar{K}_{16}, \quad (10)$$

respectively [1]. The lepton-side asymmetry is sensitive to interference between vector and axial-vector contributions to the decay. This asymmetry shows the same pattern

Table 3: Differential branching fraction, $d^2\mathcal{B}/dq^2 dm_{pK}^2$, in units of $10^{-8} \text{ GeV}^{-4} c^8$ in bins of q^2 and m_{pK} . The first uncertainty is statistical, the second systematic, and the third due to the uncertainty on the $\Lambda_b^0 \rightarrow J/\psi p K^-$ branching fraction. The bin ranges are given in GeV/c^2 for m_{pK} and in GeV^2/c^4 for q^2 .

| $q^2 \backslash m_{pK}$ | [1.4359, 1.5900] | [1.59, 1.75] | [1.75, 2.20] | [2.20, 5.41] |
|-------------------------|-----------------------------------|-----------------------------------|-----------------------------------|-----------------------------------|
| [0.10, 0.98] | $5.22 \pm 1.21 \pm 0.43 \pm 0.98$ | $8.22 \pm 1.69 \pm 0.38 \pm 1.54$ | $7.24 \pm 0.92 \pm 0.52 \pm 1.36$ | $0.46 \pm 0.13 \pm 0.14 \pm 0.09$ |
| [1.1, 2.0] | $3.05 \pm 1.45 \pm 0.51 \pm 0.57$ | $6.27 \pm 1.71 \pm 0.40 \pm 1.18$ | $4.24 \pm 0.78 \pm 0.16 \pm 0.80$ | $0.16 \pm 0.09 \pm 0.02 \pm 0.03$ |
| [2.0, 4.0] | $4.56 \pm 0.90 \pm 0.26 \pm 0.86$ | $4.50 \pm 0.86 \pm 0.21 \pm 0.84$ | $3.44 \pm 0.47 \pm 0.08 \pm 0.64$ | $0.12 \pm 0.05 \pm 0.02 \pm 0.02$ |
| [4.0, 6.0] | $4.72 \pm 0.76 \pm 0.15 \pm 0.89$ | $4.29 \pm 0.73 \pm 0.20 \pm 0.81$ | $3.36 \pm 0.41 \pm 0.07 \pm 0.63$ | $0.11 \pm 0.03 \pm 0.02 \pm 0.02$ |
| [6.0, 8.0] | $5.08 \pm 0.76 \pm 0.12 \pm 0.95$ | $4.65 \pm 0.79 \pm 0.34 \pm 0.87$ | $2.56 \pm 0.36 \pm 0.05 \pm 0.48$ | $0.04 \pm 0.02 \pm 0.01 \pm 0.01$ |
| [11, 12.5] | $5.32 \pm 0.86 \pm 0.20 \pm 1.00$ | $4.53 \pm 0.80 \pm 0.16 \pm 0.85$ | $1.67 \pm 0.28 \pm 0.03 \pm 0.31$ | — |
| [15.0, 17.5] | $0.59 \pm 0.19 \pm 0.07 \pm 0.11$ | | — | — |

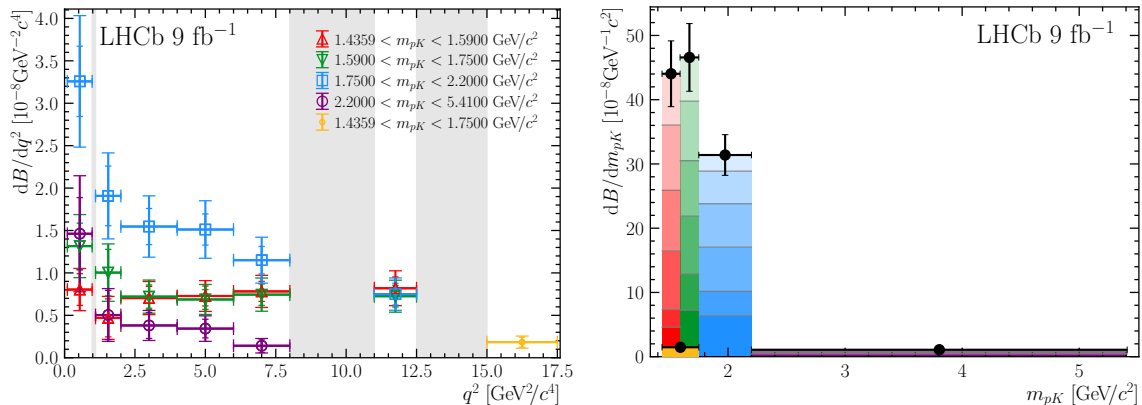


Figure 3: Differential branching fraction as a function of (left) q^2 and (right) m_{pK} . The stacked contributions with different shading in the right figure indicate the contributions from the different q^2 bins. The darker hue corresponds to smaller values of q^2 .

observed in $B^0 \rightarrow K^{*0} \mu^+ \mu^-$ decays with a characteristic sign-change between low and high q^2 [12]. Note that the sign of the lepton-side asymmetry in this paper differs due to the angular basis used. A large hadron-side asymmetry is seen in many of the q^2 and m_{pK} bins, especially for $1.75 < m_{pK} < 2.20 \text{ GeV}/c^2$. The hadron-side asymmetry is sensitive to the interference between states with different quantum numbers.

9 Summary

An analysis of the rate and angular distribution of $\Lambda_b^0 \rightarrow p K^- \mu^+ \mu^-$ decays, using data collected with LHCb detector between 2011–2018, has been presented. The analysis results in a first measurement of the differential branching fraction of the $\Lambda_b^0 \rightarrow p K^- \mu^+ \mu^-$ decay across its entire phase space, in bins of the dihadron mass and q^2 . The decay rate is dominated by contributions from resonances at low dihadron masses. This paper also provides a first measurement of a complete set of angular observables in $\Lambda_b^0 \rightarrow p K^- \mu^+ \mu^-$ decays for Λ states with spin less than $\frac{5}{2}$. These measurements are only provided in bins with sufficient signal yield. The angular coefficients indicate the presence of interference between states with different quantum numbers. They also show the pattern of interference

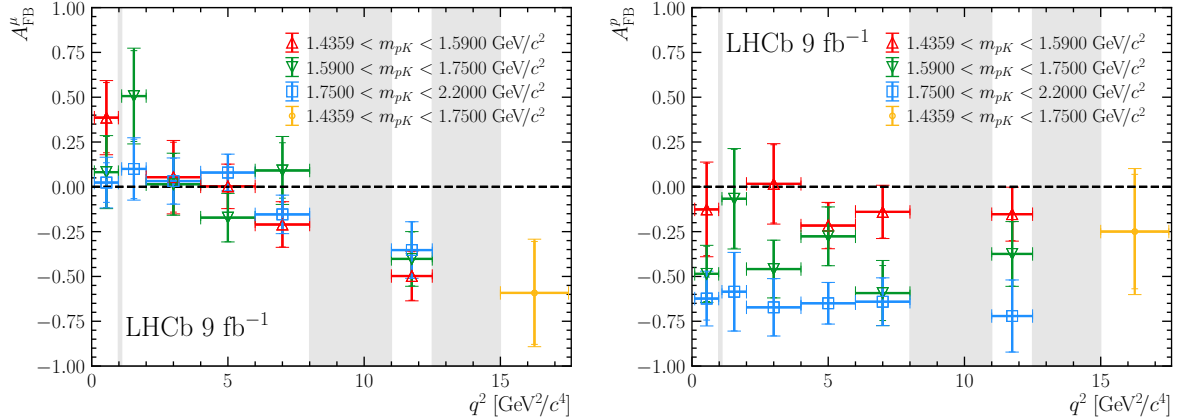


Figure 4: Values of the (left) dimuon forward-backward asymmetry and (right) dihadron forward-backward asymmetry in bins of q^2 and m_{pK} .

between vector and axial-vector contributions that is characteristic of this type of rare FCNC decay. The pattern of measurements appears consistent with SM expectations. However, a detailed interpretation of the results requires a more complete understanding of the hadronic system and the different contributing states.

Acknowledgements

We express our gratitude to our colleagues in the CERN accelerator departments for the excellent performance of the LHC. We thank the technical and administrative staff at the LHCb institutes. We acknowledge support from CERN and from the national agencies: CAPES, CNPq, FAPERJ and FINEP (Brazil); MOST and NSFC (China); CNRS/IN2P3 (France); BMBF, DFG and MPG (Germany); INFN (Italy); NWO (Netherlands); MNiSW and NCN (Poland); MCID/IFA (Romania); MICIU and AEI (Spain); SNSF and SER (Switzerland); NASU (Ukraine); STFC (United Kingdom); DOE NP and NSF (USA). We acknowledge the computing resources that are provided by CERN, IN2P3 (France), KIT and DESY (Germany), INFN (Italy), SURF (Netherlands), PIC (Spain), GridPP (United Kingdom), CSCS (Switzerland), IFIN-HH (Romania), CBPF (Brazil), and Polish WLCG (Poland). We are indebted to the communities behind the multiple open-source software packages on which we depend. Individual groups or members have received support from ARC and ARDC (Australia); Key Research Program of Frontier Sciences of CAS, CAS PIFI, CAS CCEPP, Fundamental Research Funds for the Central Universities, and Sci. & Tech. Program of Guangzhou (China); Minciencias (Colombia); EPLANET, Marie Skłodowska-Curie Actions, ERC and NextGenerationEU (European Union); A*MIDEX, ANR, IPhU and Labex P2IO, and Région Auvergne-Rhône-Alpes (France); AvH Foundation (Germany); ICSC (Italy); Severo Ochoa and María de Maeztu Units of Excellence, GVA, XuntaGal, GENCAT, InTalent-Inditex and Prog. Atracción Talento CM (Spain); SRC (Sweden); the Leverhulme Trust, the Royal Society and UKRI (United Kingdom).

Appendices

A Signal and background yields

Table 4 provides the observed signal and background yield in each of the q^2 and m_{pK} bins from the unbinned extended maximum-likelihood fit to $pK^-\mu^+\mu^-$ distributions. The uncertainties on the yields are calculated from the profile likelihood [59].

Table 4: Signal and background yields obtained from fitting $pK^-\mu^+\mu^-$ mass distributions in the data in the different bins of q^2 and m_{pK} .

| q^2 [GeV^2/c^4] | m_{pK} [GeV/c^2] | Signal | Background |
|------------------------------|-------------------------------|------------------|-------------------|
| 0.10–0.98 | 1.4359–1.5900 | 27_{-5}^{+6} | 11_{-3}^{+4} |
| | 1.59–1.75 | 35_{-6}^{+7} | 13_{-4}^{+5} |
| | 1.75–2.20 | 90_{-10}^{+10} | 29_{-6}^{+7} |
| | 2.20–5.41 | 32_{-6}^{+7} | 51_{-8}^{+8} |
| 1.1–2.0 | 1.4359–1.5900 | 15_{-4}^{+5} | 13_{-4}^{+4} |
| | 1.59–1.75 | 27_{-5}^{+6} | 10_{-3}^{+4} |
| | 1.75–2.20 | 52_{-8}^{+8} | 31_{-6}^{+7} |
| | 2.20–5.41 | 16_{-5}^{+6} | 40_{-7}^{+8} |
| 2.0–4.0 | 1.4359–1.5900 | 42_{-7}^{+7} | 15_{-4}^{+5} |
| | 1.59–1.75 | 45_{-7}^{+8} | 24_{-5}^{+6} |
| | 1.75–2.20 | 92_{-11}^{+11} | 81_{-10}^{+11} |
| | 2.20–5.41 | 24_{-7}^{+7} | 121_{-12}^{+12} |
| 4.0–6.0 | 1.4359–1.5900 | 48_{-7}^{+8} | 23_{-5}^{+6} |
| | 1.59–1.75 | 45_{-7}^{+8} | 36_{-6}^{+7} |
| | 1.75–2.20 | 91_{-10}^{+11} | 87_{-10}^{+11} |
| | 2.20–5.41 | 21_{-6}^{+7} | 105_{-11}^{+12} |
| 6.0–8.0 | 1.4359–1.5900 | 55_{-8}^{+9} | 31_{-6}^{+7} |
| | 1.59–1.75 | 51_{-8}^{+9} | 54_{-8}^{+9} |
| | 1.75–2.20 | 77_{-10}^{+11} | 137_{-13}^{+14} |
| | 2.20–5.41 | 10_{-5}^{+6} | 113_{-11}^{+12} |
| 11.0–12.5 | 1.4359–1.5900 | 49_{-8}^{+8} | 44_{-7}^{+8} |
| | 1.59–1.75 | 43_{-7}^{+8} | 59_{-8}^{+9} |
| | 1.75–2.20 | 49_{-8}^{+9} | 86_{-10}^{+11} |
| 15.0–17.0 | 1.4359–1.5900 | 14_{-4}^{+5} | 12_{-4}^{+4} |

B Angular observables

The values of the $\bar{K}_2-\bar{K}_{46}$ angular observables in the different q^2 and m_{pK} bins are provided in Figs. 5–10.

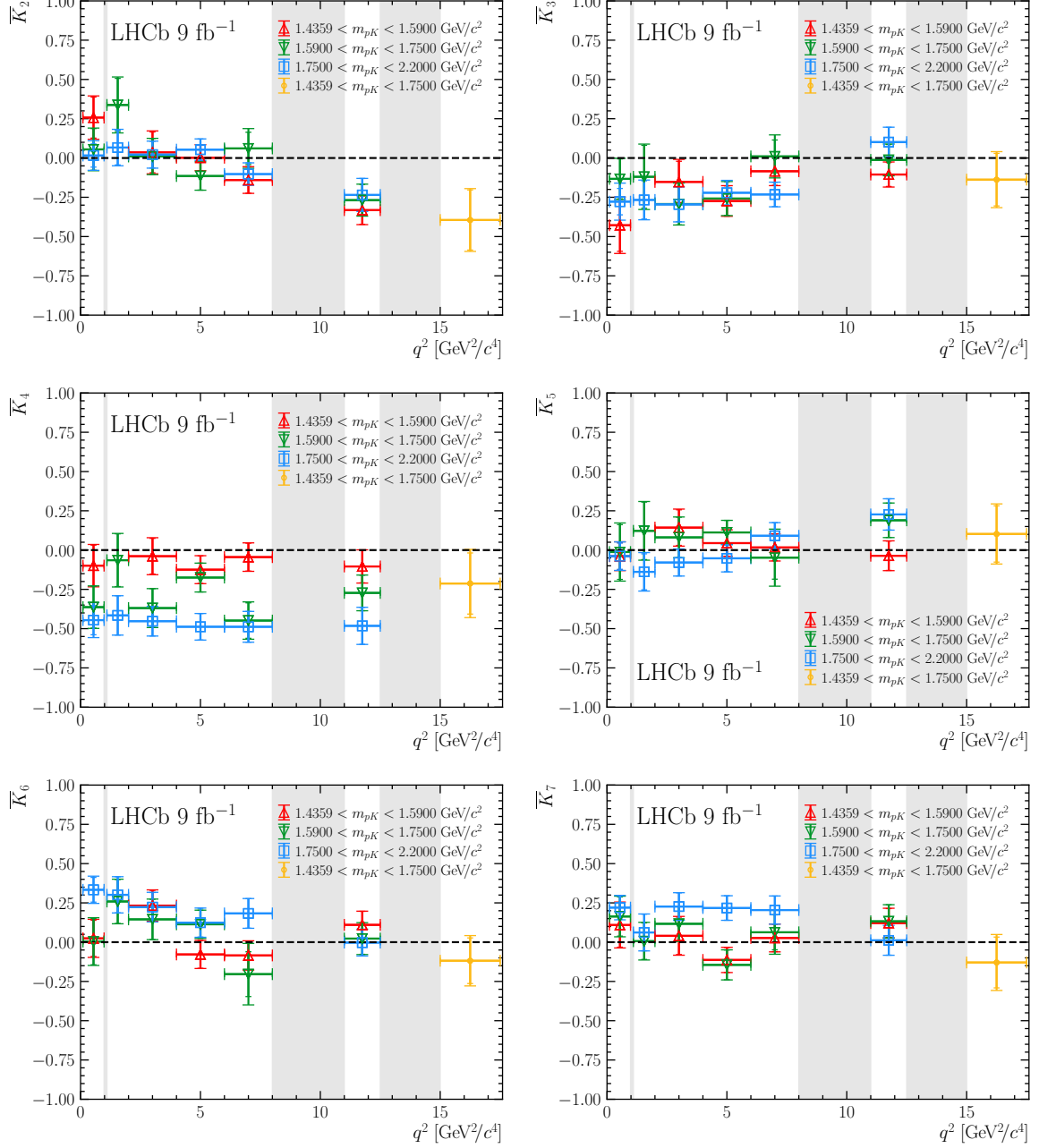


Figure 5: Values of $\bar{K}_2-\bar{K}_7$ in bins of q^2 and m_{pK} .

References

- [1] A. Beck, T. Blake, and M. Kreps, *Angular distribution of $\Lambda_b^0 \rightarrow pK^-\ell^+\ell^-$ decays comprising Λ resonances with spin $\leq 5/2$* , JHEP **02** (2023) 189, arXiv:2210.09988.

- [2] LHCb collaboration, R. Aaij *et al.*, *Differential branching fraction and angular analysis of $\Lambda_b^0 \rightarrow \Lambda \mu^+ \mu^-$ decays*, JHEP **06** (2015) 115, Erratum *ibid.* **09** (2018) 145, [arXiv:1503.07138](#).
- [3] LHCb collaboration, R. Aaij *et al.*, *Angular moments of the decay $\Lambda_b^0 \rightarrow \Lambda \mu^+ \mu^-$ at low hadronic recoil*, JHEP **09** (2018) 146, [arXiv:1808.00264](#).
- [4] CDF collaboration, T. Aaltonen *et al.*, *Observation of the baryonic flavor-changing neutral current decay $\Lambda_b \rightarrow \Lambda \mu^+ \mu^-$* , Phys. Rev. Lett. **107** (2011) 201802, [arXiv:1107.3753](#).
- [5] T. Blake, S. Meinel, and D. van Dyk, *Bayesian analysis of $b \rightarrow s \mu^+ \mu^-$ Wilson coefficients using the full angular distribution of $\Lambda_b \rightarrow \Lambda(\rightarrow p \pi^-) \mu^+ \mu^-$ decays*, Phys. Rev. **D101** (2020) 035023, [arXiv:1912.05811](#).
- [6] LHCb collaboration, R. Aaij *et al.*, *Measurements of the S-wave fraction in $B^0 \rightarrow K^+ \pi^- \mu^+ \mu^-$ decays and the $B^0 \rightarrow K^*(892)^0 \mu^+ \mu^-$ differential branching fraction*, JHEP **11** (2016) 047, Erratum *ibid.* **04** (2017) 142, [arXiv:1606.04731](#).
- [7] LHCb collaboration, R. Aaij *et al.*, *Branching fraction measurements of the rare $B_s^0 \rightarrow \phi \mu^+ \mu^-$ and $B_s^0 \rightarrow f_2'(1525) \mu^+ \mu^-$ decays*, Phys. Rev. Lett. **127** (2021) 151801, [arXiv:2105.14007](#).
- [8] CMS collaboration, A. M. Sirunyan *et al.*, *Angular analysis of the decay $B^+ \rightarrow K^+ \mu^+ \mu^-$ in proton-proton collisions at $\sqrt{s} = 8$ TeV*, Phys. Rev. **D98** (2018) 112011, [arXiv:1806.00636](#).
- [9] Belle collaboration, S. Choudhury *et al.*, *Test of lepton flavor universality and search for lepton flavor violation in $B \rightarrow K \ell \ell$ decays*, JHEP **03** (2021) 105, [arXiv:1908.01848](#).
- [10] BaBar collaboration, J. P. Lees *et al.*, *Measurement of branching fractions and rate asymmetries in the rare decays $B \rightarrow K^{(*)} l^+ l^-$* , Phys. Rev. **D86** (2012) 032012, [arXiv:1204.3933](#).
- [11] LHCb collaboration, R. Aaij *et al.*, *Differential branching fractions and isospin asymmetries of $B \rightarrow K^{(*)} \mu^+ \mu^-$ decays*, JHEP **06** (2014) 133, [arXiv:1403.8044](#).
- [12] LHCb collaboration, R. Aaij *et al.*, *Measurement of CP-averaged observables in the $B^0 \rightarrow K^{*0} \mu^+ \mu^-$ decay*, Phys. Rev. Lett. **125** (2020) 011802, [arXiv:2003.04831](#).
- [13] LHCb collaboration, R. Aaij *et al.*, *Angular analysis of the $B^+ \rightarrow K^{*+} \mu^+ \mu^-$ decay*, Phys. Rev. Lett. **126** (2021) 161802, [arXiv:2012.13241](#).
- [14] LHCb collaboration, R. Aaij *et al.*, *Angular analysis of the rare decay $B_s^0 \rightarrow \phi \mu^+ \mu^-$* , JHEP **11** (2021) 043, [arXiv:2107.13428](#).
- [15] LHCb collaboration, R. Aaij *et al.*, *Comprehensive analysis of local and nonlocal amplitudes in the $B^0 \rightarrow K^{*0} \mu^+ \mu^-$ decay*, [arXiv:2405.17347](#), Accepted by JHEP.

- [16] CMS collaboration, A. M. Sirunyan *et al.*, *Angular analysis of the decay $B^+ \rightarrow K^*(892)^+\mu^+\mu^-$ in proton-proton collisions at $\sqrt{s} = 8$ TeV*, JHEP **04** (2021) 124, [arXiv:2010.13968](#).
- [17] CMS collaboration, A. M. Sirunyan *et al.*, *Measurement of angular parameters from the decay $B^0 \rightarrow K^{*0}\mu^+\mu^-$ in proton-proton collisions at $\sqrt{s} = 8$ TeV*, Phys. Lett. **B781** (2018) 517, [arXiv:1710.02846](#).
- [18] ATLAS collaboration, M. Aaboud *et al.*, *Angular analysis of $B_d^0 \rightarrow K^*\mu^+\mu^-$ decays in pp collisions at $\sqrt{s} = 8$ TeV with the ATLAS detector*, JHEP **10** (2018) 047, [arXiv:1805.04000](#).
- [19] M. Ciuchini *et al.*, *On flavourful Easter eggs for new physics hunger and lepton flavour universality violation*, Eur. Phys. J. **C77** (2017) 688, [arXiv:1704.05447](#).
- [20] B. Capdevila *et al.*, *Patterns of New Physics in $b \rightarrow s\ell^+\ell^-$ transitions in the light of recent data*, JHEP **01** (2018) 093, [arXiv:1704.05340](#).
- [21] N. Gubernari, M. Reboud, D. van Dyk, and J. Virto, *Improved theory predictions and global analysis of exclusive $b \rightarrow s\mu^+\mu^-$ processes*, JHEP **09** (2022) 133, [arXiv:2206.03797](#).
- [22] T. Hurth, F. Mahmoudi, and S. Neshatpour, *B anomalies in the post $R_{K^{(*)}}$ era*, Phys. Rev. **D108** (2023) 115037, [arXiv:2310.05585](#).
- [23] M. Bordone, G. Isidori, S. Mächler, and A. Tinari, *Short- vs. long-distance physics in $B \rightarrow K^{(*)}\ell^+\ell^-$: a data-driven analysis*, [arXiv:2401.18007](#).
- [24] LHCb collaboration, R. Aaij *et al.*, *Observation of the decay $\Lambda_b^0 \rightarrow pK^-\mu^+\mu^-$ and search for CP violation*, JHEP **06** (2017) 108, [arXiv:1703.00256](#).
- [25] LHCb collaboration, R. Aaij *et al.*, *Test of lepton universality using $\Lambda_b^0 \rightarrow pK^-\ell^+\ell^-$ decays*, JHEP **05** (2020) 040, [arXiv:1912.08139](#).
- [26] LHCb collaboration, R. Aaij *et al.*, *Measurement of the $\Lambda_b^0 \rightarrow \Lambda(1520)\mu^+\mu^-$ differential branching fraction*, Phys. Rev. Lett. **131** (2023) 151801, [arXiv:2302.08262](#).
- [27] S. Meinel and G. Rendon, *$\Lambda_b \rightarrow \Lambda^*(1520)\ell^+\ell^-$ form factors from lattice QCD*, Phys. Rev. **D103** (2021) 074505, [arXiv:2009.09313](#).
- [28] S. Meinel and G. Rendon, *$\Lambda_c \rightarrow \Lambda^*(1520)$ form factors from lattice QCD and improved analysis of the $\Lambda_b \rightarrow \Lambda^*(1520)$ and $\Lambda_b \rightarrow \Lambda_c^*(2595, 2625)$ form factors*, Phys. Rev. **D105** (2022) 054511, [arXiv:2107.13140](#).
- [29] Y. Amhis, M. Bordone, and M. Reboud, *Dispersive analysis of $\Lambda_b \rightarrow \Lambda(1520)$ local form factors*, JHEP **02** (2023) 010, [arXiv:2208.08937](#).
- [30] L. Mott and W. Roberts, *Rare dileptonic decays of Λ_b in a quark model*, Int. J. Mod. Phys. **A27** (2012) 1250016, [arXiv:1108.6129](#).
- [31] LHCb collaboration, R. Aaij *et al.*, *Measurement of the $\Lambda_b^0 \rightarrow J/\psi\Lambda$ angular distribution and the Λ polarisation in pp collisions*, JHEP **06** (2020) 110, [arXiv:2004.10563](#).

- [32] F. Beaujean, M. Chrzaszcz, N. Serra, and D. van Dyk, *Extracting angular observables without a likelihood and applications to rare decays*, Phys. Rev. **D91** (2015) 114012, arXiv:1503.04100.
- [33] LHCb collaboration, R. Aaij *et al.*, *Study of the productions of Λ_b^0 and \bar{B}^0 hadrons in pp collisions and first measurement of the $\Lambda_b^0 \rightarrow J/\psi p K^-$ branching fraction*, Chin. Phys. **C40** (2016) 011001, arXiv:1509.00292.
- [34] Particle Data Group, S. Navas *et al.*, *Review of particle physics*, Phys. Rev **D110** (2024) 030001.
- [35] M. Pivk and F. R. Le Diberder, *sPlot: A statistical tool to unfold data distributions*, Nucl. Instrum. Meth. **A555** (2005) 356, arXiv:physics/0402083.
- [36] LHCb collaboration, A. A. Alves Jr. *et al.*, *The LHCb detector at the LHC*, JINST **3** (2008) S08005.
- [37] LHCb collaboration, R. Aaij *et al.*, *LHCb detector performance*, Int. J. Mod. Phys. **A30** (2015) 1530022, arXiv:1412.6352.
- [38] T. Sjöstrand, S. Mrenna, and P. Skands, *A brief introduction to PYTHIA 8.1*, Comput. Phys. Commun. **178** (2008) 852, arXiv:0710.3820; T. Sjöstrand, S. Mrenna, and P. Skands, *PYTHIA 6.4 physics and manual*, JHEP **05** (2006) 026, arXiv:hep-ph/0603175.
- [39] I. Belyaev *et al.*, *Handling of the generation of primary events in Gauss, the LHCb simulation framework*, J. Phys. Conf. Ser. **331** (2011) 032047.
- [40] D. J. Lange, *The EvtGen particle decay simulation package*, Nucl. Instrum. Meth. **A462** (2001) 152.
- [41] N. Davidson, T. Przedzinski, and Z. Was, *PHOTOS interface in C++: Technical and physics documentation*, Comp. Phys. Comm. **199** (2016) 86, arXiv:1011.0937.
- [42] Geant4 collaboration, J. Allison *et al.*, *Geant4 developments and applications*, IEEE Trans. Nucl. Sci. **53** (2006) 270; Geant4 collaboration, S. Agostinelli *et al.*, *Geant4: A simulation toolkit*, Nucl. Instrum. Meth. **A506** (2003) 250.
- [43] M. Clemencic *et al.*, *The LHCb simulation application, Gauss: Design, evolution and experience*, J. Phys. Conf. Ser. **331** (2011) 032023.
- [44] LHCb collaboration, R. Aaij *et al.*, *Measurement of the track reconstruction efficiency at LHCb*, JINST **10** (2015) P02007, arXiv:1408.1251.
- [45] A. Poluektov, *Kernel density estimation of a multidimensional efficiency profile*, JINST **10** (2015) P02011, arXiv:1411.5528.
- [46] R. Aaij *et al.*, *Selection and processing of calibration samples to measure the particle identification performance of the LHCb experiment in Run 2*, Eur. Phys. J. Tech. Instr. **6** (2019) 1, arXiv:1803.00824.

- [47] V. V. Gligorov and M. Williams, *Efficient, reliable and fast high-level triggering using a bonsai boosted decision tree*, JINST **8** (2013) P02013, [arXiv:1210.6861](#).
- [48] T. Likhomanenko *et al.*, *LHCb topological trigger reoptimization*, J. Phys. Conf. Ser. **664** (2015) 082025, [arXiv:1510.00572](#).
- [49] T. Chen and C. Guestrin, *XGBoost: a scalable tree boosting system*, [arXiv:1603.02754](#).
- [50] J. Eschle, A. Puig Navarro, R. Silva Coutinho, and N. Serra, *zfit: Scalable pythonic fitting*, SoftwareX **11** (2020) 100508.
- [51] T. Skwarnicki, *A study of the radiative cascade transitions between the Upsilon-prime and Upsilon resonances*, PhD thesis, Institute of Nuclear Physics, Krakow, 1986, DESY-F31-86-02.
- [52] LHCb collaboration, R. Aaij *et al.*, *Measurement of the flavour-specific CP-violating asymmetry a_{sl}^s in B_s^0 decays*, Phys. Lett. **B728** (2014) 607, [arXiv:1308.1048](#).
- [53] B. Efron, *Bootstrap methods: Another look at the jackknife*, Ann. Statist. **7** (1979) 1.
- [54] D. Martínez Santos and F. Dupertuis, *Mass distributions marginalized over per-event errors*, Nucl. Instrum. Meth. **A764** (2014) 150, [arXiv:1312.5000](#).
- [55] LHCb collaboration, R. Aaij *et al.*, *Measurement of b hadron production fractions in 7 TeV pp collisions*, Phys. Rev. **D85** (2012) 032008, [arXiv:1111.2357](#).
- [56] LHCb collaboration, R. Aaij *et al.*, *Measurement of b-hadron fractions in 13 TeV pp collisions*, Phys. Rev. **D100** (2019) 031102(R), [arXiv:1902.06794](#).
- [57] LHCb collaboration, R. Aaij *et al.*, *Observation of $J/\psi p$ resonances consistent with pentaquark states in $\Lambda_b^0 \rightarrow J/\psi p K^-$ decays*, Phys. Rev. Lett. **115** (2015) 072001, [arXiv:1507.03414](#).
- [58] LHCb collaboration, R. Aaij *et al.*, *Amplitude analysis of the $\Lambda_b^0 \rightarrow p K^- \gamma$ decay*, JHEP **06** (2024) 098, [arXiv:2403.03710](#).
- [59] F. James and M. Roos, *Minuit: A system for function minimization and analysis of the parameter errors and correlations*, Comput. Phys. Commun. **10** (1975) 343.

LHCb collaboration

R. Aaij³⁷ , A.S.W. Abdelmotteleb⁵⁶ , C. Abellan Beteta⁵⁰ , F. Abudinén⁵⁶ ,
T. Ackernley⁶⁰ , A. A. Adefisoye⁶⁸ , B. Adeva⁴⁶ , M. Adinolfi⁵⁴ , P. Adlarson⁸¹ ,
C. Agapopoulou¹⁴ , C.A. Aidala⁸² , Z. Ajaltouni¹¹ , S. Akar⁶⁵ , K. Akiba³⁷ ,
P. Albicocco²⁷ , J. Albrecht¹⁹ , F. Alessio⁴⁸ , M. Alexander⁵⁹ , Z. Aliouche⁶² ,
P. Alvarez Cartelle⁵⁵ , R. Amalric¹⁶ , S. Amato³ , J.L. Amey⁵⁴ , Y. Amhis^{14,48} ,
L. An⁶ , L. Anderlini²⁶ , M. Andersson⁵⁰ , A. Andreianov⁴³ , P. Andreola⁵⁰ ,
M. Andreotti²⁵ , D. Andreou⁶⁸ , A. Anelli^{30,o} , D. Ao⁷ , F. Archilli^{36,u} ,
M. Argenton²⁵ , S. Arguedas Cuendis^{9,48} , A. Artamonov⁴³ , M. Artuso⁶⁸ ,
E. Aslanides¹³ , R. Ataíde Da Silva⁴⁹ , M. Atzeni⁶⁴ , B. Audurier¹⁵ , D. Bacher⁶³ ,
I. Bachiller Perea¹⁰ , S. Bachmann²¹ , M. Bachmayer⁴⁹ , J.J. Back⁵⁶ ,
P. Baladron Rodriguez⁴⁶ , V. Balagura¹⁵ , W. Baldini²⁵ , L. Balzani¹⁹ , H. Bao⁷ ,
J. Baptista de Souza Leite⁶⁰ , C. Barbero Pretel⁴⁶ , M. Barbetti²⁶ , I. R. Barbosa⁶⁹ ,
R.J. Barlow⁶² , M. Barnyakov²⁴ , S. Barsuk¹⁴ , W. Barter⁵⁸ , M. Bartolini⁵⁵ ,
J. Bartz⁶⁸ , J.M. Basels¹⁷ , S. Bashir³⁹ , G. Bassi^{34,r} , B. Batsukh⁵ , P. B. Battista¹⁴ ,
A. Bay⁴⁹ , A. Beck⁵⁶ , M. Becker¹⁹ , F. Bedeschi³⁴ , I.B. Bediaga² , N. B. Behling¹⁹ ,
S. Belin⁴⁶ , V. Bellec⁵⁰ , K. Belous⁴³ , I. Belov²⁸ , I. Belyaev³⁵ , G. Benane¹³ ,
G. Bencivenni²⁷ , E. Ben-Haim¹⁶ , A. Berezhnoy⁴³ , R. Bernet⁵⁰ , S. Bernet Andres⁴⁴ ,
A. Bertolin³² , C. Betancourt⁵⁰ , F. Betti⁵⁸ , J. Bex⁵⁵ , Ia. Bezshyiko⁵⁰ , J. Bhom⁴⁰ ,
M.S. Bieker¹⁹ , N.V. Biesuz²⁵ , P. Billoir¹⁶ , A. Biolchini³⁷ , M. Birch⁶¹ ,
F.C.R. Bishop¹⁰ , A. Bitadze⁶² , A. Bizzeti , T. Blake⁵⁶ , F. Blanc⁴⁹ , J.E. Blank¹⁹ ,
S. Blusk⁶⁸ , V. Bocharnikov⁴³ , J.A. Boelhaue¹⁹ , O. Boente Garcia¹⁵ ,
T. Boettcher⁶⁵ , A. Bohare⁵⁸ , A. Boldyrev⁴³ , C.S. Bolognani⁷⁸ , R. Bolzonella^{25,l} ,
N. Bondar⁴³ , A. Bordelius⁴⁸ , F. Borgato^{32,p} , S. Borghi⁶² , M. Borsato^{30,o} ,
J.T. Borsuk⁴⁰ , S.A. Bouchiba⁴⁹ , M. Bovill⁶³ , T.J.V. Bowcock⁶⁰ , A. Boyer⁴⁸ ,
C. Bozzi²⁵ , A. Brea Rodriguez⁴⁹ , N. Breer¹⁹ , J. Brodzicka⁴⁰ ,
A. Brossa Gonzalo^{46,56,45,†} , J. Brown⁶⁰ , D. Brundu³¹ , E. Buchanan⁵⁸ , A. Buonauro⁵⁰ ,
L. Buonincontri^{32,p} , A.T. Burke⁶² , C. Burr⁴⁸ , J.S. Butter⁵⁵ , J. Buytaert⁴⁸ ,
W. Byczynski⁴⁸ , S. Cadeddu³¹ , H. Cai⁷³ , A. C. Caillet¹⁶ , R. Calabrese^{25,l} ,
S. Calderon Ramirez⁹ , L. Calefice⁴⁵ , S. Cali²⁷ , M. Calvi^{30,o} , M. Calvo Gomez⁴⁴ ,
P. Camargo Magalhaes^{2,y} , J. I. Cambon Bouzas⁴⁶ , P. Campana²⁷ ,
D.H. Campora Perez⁷⁸ , A.F. Campoverde Quezada⁷ , S. Capelli³⁰ , L. Capriotti²⁵ ,
R. Caravaca-Mora⁹ , A. Carbone^{24,j} , L. Carcedo Salgado⁴⁶ , R. Cardinale^{28,m} ,
A. Cardini³¹ , P. Carniti^{30,o} , L. Carus²¹ , A. Casais Vidal⁶⁴ , R. Caspary²¹ ,
G. Casse⁶⁰ , J. Castro Godinez⁹ , M. Cattaneo⁴⁸ , G. Cavallero^{25,48} , V. Cavallini^{25,l} ,
S. Celani²¹ , D. Cervenkov⁶³ , S. Cesare^{29,n} , A.J. Chadwick⁶⁰ , I. Chahrouh⁸² ,
M. Charles¹⁶ , Ph. Charpentier⁴⁸ , E. Chatzianagnostou³⁷ , M. Chefdeville¹⁰ ,
C. Chen¹³ , S. Chen⁵ , Z. Chen⁷ , A. Chernov⁴⁰ , S. Chernyshenko⁵² ,
Chiotopoulos⁷⁸ , V. Chobanova⁸⁰ , S. Cholak⁴⁹ , M. Chrzaszcz⁴⁰ , A. Chubykin⁴³ ,
V. Chulikov⁴³ , P. Ciambone²⁷ , X. Cid Vidal⁴⁶ , G. Ciezarek⁴⁸ , P. Cifra⁴⁸ ,
P.E.L. Clarke⁵⁸ , M. Clemencic⁴⁸ , H.V. Cliff⁵⁵ , J. Closier⁴⁸ , C. Cocha Toapaxi²¹ ,
V. Coco⁴⁸ , J. Cogan¹³ , E. Cogneras¹¹ , L. Cojocariu⁴² , P. Collins⁴⁸ ,
T. Colombo⁴⁸ , M. C. Colonna¹⁹ , A. Comerma-Montells⁴⁵ , L. Congedo²³ ,
A. Contu³¹ , N. Cooke⁵⁹ , I. Corredoira⁴⁶ , A. Correia¹⁶ , G. Corti⁴⁸ ,
J.J. Cottee Meldrum⁵⁴ , B. Couturier⁴⁸ , D.C. Craik⁵⁰ , M. Cruz Torres^{2,g} ,
E. Curras Rivera⁴⁹ , R. Currie⁵⁸ , C.L. Da Silva⁶⁷ , S. Dadabaev⁴³ , L. Dai⁷⁰ ,
X. Dai⁶ , E. Dall’Occo¹⁹ , J. Dalseno⁴⁶ , C. D’Ambrosio⁴⁸ , J. Daniel¹¹ ,
A. Danilina⁴³ , P. d’Argent²³ , A. Davidson⁵⁶ , J.E. Davies⁶² , A. Davis⁶² ,
O. De Aguiar Francisco⁶² , C. De Angelis^{31,k} , F. De Benedetti⁴⁸ , J. de Boer³⁷ 

K. De Bruyn⁷⁷ , S. De Capua⁶² , M. De Cian^{21,48} , U. De Freitas Carneiro Da Graca^{2,b} ,
 E. De Lucia²⁷ , J.M. De Miranda² , L. De Paula³ , M. De Serio^{23,h} , P. De Simone²⁷ ,
 F. De Vellis¹⁹ , J.A. de Vries⁷⁸ , F. Debernardis²³ , D. Decamp¹⁰ , V. Dedu¹³ , S.
 Dekkers¹ , L. Del Buono¹⁶ , B. Delaney⁶⁴ , H.-P. Dembinski¹⁹ , J. Deng⁸ ,
 V. Denysenko⁵⁰ , O. Deschamps¹¹ , F. Dettori^{31,k} , B. Dey⁷⁶ , P. Di Nezza²⁷ ,
 I. Diachkov⁴³ , S. Didenko⁴³ , S. Ding⁶⁸ , L. Dittmann²¹ , V. Dobishuk⁵² , A. D.
 Docheva⁵⁹ , C. Dong^{4,c} , A.M. Donohoe²² , F. Dordei³¹ , A.C. dos Reis² , A. D.
 Dowling⁶⁸ , W. Duan⁷¹ , P. Duda⁷⁹ , M.W. Dudek⁴⁰ , L. Dufour⁴⁸ , V. Duk³³ ,
 P. Durante⁴⁸ , M. M. Duras⁷⁹ , J.M. Durham⁶⁷ , O. D. Durmus⁷⁶ , A. Dziurda⁴⁰ ,
 A. Dzyuba⁴³ , S. Easo⁵⁷ , E. Eckstein¹⁸ , U. Egede¹ , A. Egorychev⁴³ , V. Egorychev⁴³ ,
 S. Eisenhardt⁵⁸ , E. Ejopu⁶² , L. Eklund⁸¹ , M. Elashri⁶⁵ , J. Ellbracht¹⁹ , S. Ely⁶¹ ,
 A. Ene⁴² , E. Epple⁶⁵ , J. Eschle⁶⁸ , S. Esen²¹ , T. Evans⁶² , F. Fabiano^{31,k} ,
 L.N. Falcao² , Y. Fan⁷ , B. Fang⁷³ , L. Fantini^{33,q,48} , M. Faria⁴⁹ , K. Farmer⁵⁸ ,
 D. Fazzini^{30,o} , L. Felkowski⁷⁹ , M. Feng^{5,7} , M. Feo^{19,48} , A. Fernandez Casani⁴⁷ ,
 M. Fernandez Gomez⁴⁶ , A.D. Fernez⁶⁶ , F. Ferrari²⁴ , F. Ferreira Rodrigues³ ,
 M. Ferrillo⁵⁰ , M. Ferro-Luzzi⁴⁸ , S. Filippov⁴³ , R.A. Fini²³ , M. Fiorini^{25,l} ,
 M. Firlej³⁹ , K.L. Fischer⁶³ , D.S. Fitzgerald⁸² , C. Fitzpatrick⁶² , T. Fiutowski³⁹ ,
 F. Fleuret¹⁵ , M. Fontana²⁴ , L. F. Foreman⁶² , R. Forty⁴⁸ , D. Foulds-Holt⁵⁵ ,
 V. Franco Lima³ , M. Franco Sevilla⁶⁶ , M. Frank⁴⁸ , E. Franzoso^{25,l} , G. Frau⁶² ,
 C. Frei⁴⁸ , D.A. Friday⁶² , J. Fu⁷ , Q. Fuehring^{19,55} , Y. Fujii¹ , T. Fulghesu¹⁶ ,
 E. Gabriel³⁷ , G. Galati²³ , M.D. Galati³⁷ , A. Gallas Torreira⁴⁶ , D. Galli^{24,j} ,
 S. Gambetta⁵⁸ , M. Gandelman³ , P. Gandini²⁹ , B. Ganie⁶² , H. Gao⁷ , R. Gao⁶³ ,
 T.Q. Gao⁵⁵ , Y. Gao⁸ , Y. Gao⁶ , Y. Gao⁸ , M. Garau^{31,k} , L.M. Garcia Martin⁴⁹ ,
 P. Garcia Moreno⁴⁵ , J. García Pardiñas⁴⁸ , K. G. Garg⁸ , L. Garrido⁴⁵ , C. Gaspar⁴⁸ ,
 R.E. Geertsema³⁷ , L.L. Gerken¹⁹ , E. Gersabeck⁶² , M. Gersabeck⁶² , T. Gershon⁵⁶ ,
 S. G. Ghizzo²⁸ , Z. Ghorbanimoghaddam⁵⁴ , L. Giambastiani^{32,p} , F. I. Giasemis^{16,f} ,
 V. Gibson⁵⁵ , H.K. Giemza⁴¹ , A.L. Gilman⁶³ , M. Giovannetti²⁷ , A. Gioventù⁴⁵ ,
 L. Girardey⁶² , P. Gironella Gironell⁴⁵ , C. Giugliano^{25,l} , M.A. Giza⁴⁰ ,
 E.L. Gkoukousis⁶¹ , F.C. Glaser^{14,21} , V.V. Gligorov^{16,48} , C. Göbel⁶⁹ ,
 E. Golobardes⁴⁴ , D. Golubkov⁴³ , A. Golutvin^{61,43,48} , A. Gomes^{2,a,†} ,
 S. Gomez Fernandez⁴⁵ , F. Goncalves Abrantes⁶³ , M. Goncerz⁴⁰ , G. Gong^{4,c} , J.
 A. Gooding¹⁹ , I.V. Gorelov⁴³ , C. Gotti³⁰ , J.P. Grabowski¹⁸ ,
 L.A. Granado Cardoso⁴⁸ , E. Graugés⁴⁵ , E. Graverini^{49,s} , L. Grazette⁵⁶ ,
 G. Graziani , A. T. Grecu⁴² , L.M. Greeven³⁷ , N.A. Grieser⁶⁵ , L. Grillo⁵⁹ ,
 S. Gromov⁴³ , C. Gu¹⁵ , M. Guarise²⁵ , L. Guerry¹¹ , M. Guittiere¹⁴ ,
 V. Guliaeva⁴³ , P. A. Günther²¹ , A.-K. Guseinov⁴⁹ , E. Gushchin⁴³ , Y. Guz^{6,43,48} ,
 T. Gys⁴⁸ , K. Habermann¹⁸ , T. Hadavizadeh¹ , C. Hadjivasiliou⁶⁶ , G. Haefeli⁴⁹ ,
 C. Haen⁴⁸ , J. Haimberger⁴⁸ , M. Hajheidari⁴⁸ , G. H. Hallett⁵⁶ , M.M. Halvorsen⁴⁸ ,
 P.M. Hamilton⁶⁶ , J. Hammerich⁶⁰ , Q. Han⁸ , X. Han²¹ , S. Hansmann-Menzemer²¹ ,
 L. Hao⁷ , N. Harnew⁶³ , M. Hartmann¹⁴ , S. Hashmi³⁹ , J. He^{7,d} , F. Hemmer⁴⁸ ,
 C. Henderson⁶⁵ , R.D.L. Henderson^{1,56} , A.M. Hennequin⁴⁸ , K. Hennessy⁶⁰ ,
 L. Henry⁴⁹ , J. Herd⁶¹ , P. Herrero Gascon²¹ , J. Heuel¹⁷ , A. Hicheur³ ,
 G. Hijano Mendizabal⁵⁰ , D. Hill⁴⁹ , S.E. Hollitt¹⁹ , J. Horswill⁶² , R. Hou⁸ , Y. Hou¹¹ ,
 N. Howarth⁶⁰ , J. Hu²¹ , J. Hu⁷¹ , W. Hu⁶ , X. Hu^{4,c} , W. Huang⁷ , W. Hulsbergen³⁷ ,
 R.J. Hunter⁵⁶ , M. Hushchyn⁴³ , D. Hutchcroft⁶⁰ , M. Idzik³⁹ , D. Ilin⁴³ , P. Ilten⁶⁵ ,
 A. Inglessi⁴³ , A. Injukhin⁴³ , A. Ishteev⁴³ , K. Ivshin⁴³ , R. Jacobsson⁴⁸ , H. Jage¹⁷ ,
 S.J. Jaimes Elles^{47,74} , S. Jakobsen⁴⁸ , E. Jans³⁷ , B.K. Jashal⁴⁷ , A. Jawahery^{66,48} ,
 V. Jevtic¹⁹ , E. Jiang⁶⁶ , X. Jiang^{5,7} , Y. Jiang⁷ , Y. J. Jiang⁶ , M. John⁶³ , A.
 John Rubesh Rajan²² , D. Johnson⁵³ , C.R. Jones⁵⁵ , T.P. Jones⁵⁶ , S. Joshi⁴¹ ,
 B. Jost⁴⁸ , J. Juan Castella⁵⁵ , N. Jurik⁴⁸ , I. Juszczak⁴⁰ , D. Kaminaris⁴⁹ ,

S. Kandybei⁵¹ , M. Kane⁵⁸ , Y. Kang^{4,c} , C. Kar¹¹ , M. Karacson⁴⁸ ,
 D. Karpenkov⁴³ , A. Kauniskangas⁴⁹ , J.W. Kautz⁶⁵ , M.K. Kazanecki⁴⁰, F. Keizer⁴⁸ ,
 M. Kenzie⁵⁵ , T. Ketel³⁷ , B. Khanji⁶⁸ , A. Kharisova⁴³ , S. Kholodenko^{34,48} ,
 G. Khreich¹⁴ , T. Kirn¹⁷ , V.S. Kirsebom^{30,o} , O. Kitouni⁶⁴ , S. Klaver³⁸ ,
 N. Kleijne^{34,r} , K. Klimaszewski⁴¹ , M.R. Kmiec⁴¹ , S. Koliiev⁵² , L. Kolk¹⁹ ,
 A. Konoplyannikov⁴³ , P. Kopciwicz^{39,48} , P. Koppenburg³⁷ , M. Korolev⁴³ ,
 I. Kostyuk³⁷ , O. Kot⁵², S. Kotriakhova , A. Kozachuk⁴³ , P. Kravchenko⁴³ ,
 L. Kravchuk⁴³ , M. Kreps⁵⁶ , P. Krokovny⁴³ , W. Krupa⁶⁸ , W. Krzemien⁴¹ ,
 O.K. Kshyvanskyi⁵², S. Kubis⁷⁹ , M. Kucharczyk⁴⁰ , V. Kudryavtsev⁴³ , E. Kulikova⁴³ ,
 A. Kupsc⁸¹ , B. K. Kutsenko¹³ , D. Lacarrere⁴⁸ , P. Laguarda Gonzalez⁴⁵ , A. Lai³¹ ,
 A. Lampis³¹ , D. Lancierini⁵⁵ , C. Landesa Gomez⁴⁶ , J.J. Lane¹ , R. Lane⁵⁴ ,
 G. Lanfranchi²⁷ , C. Langenbruch²¹ , J. Langer¹⁹ , O. Lantwin⁴³ , T. Latham⁵⁶ ,
 F. Lazzari^{34,s} , C. Lazzeroni⁵³ , R. Le Gac¹³ , H. Lee⁶⁰ , R. Lefèvre¹¹ , A. Leflat⁴³ ,
 S. Legotin⁴³ , M. Lehuraux⁵⁶ , E. Lemos Cid⁴⁸ , O. Leroy¹³ , T. Lesiak⁴⁰ , E. Lesser⁴⁸,
 B. Leverington²¹ , A. Li^{4,c} , C. Li¹³ , H. Li⁷¹ , K. Li⁸ , L. Li⁶² , M. Li⁸, P. Li⁷ ,
 P.-R. Li⁷² , Q. Li^{5,7} , S. Li⁸ , T. Li^{5,e} , T. Li⁷¹ , Y. Li⁸, Y. Li⁵ , Z. Lian^{4,c} ,
 X. Liang⁶⁸ , S. Libralon⁴⁷ , C. Lin⁷ , T. Lin⁵⁷ , R. Lindner⁴⁸ , V. Lisovskyi⁴⁹ ,
 R. Litvinov^{31,48} , F. L. Liu¹ , G. Liu⁷¹ , K. Liu⁷² , S. Liu^{5,7} , W. Liu⁸, Y. Liu⁵⁸ ,
 Y. Liu⁷², Y. L. Liu⁶¹ , A. Lobo Salvia⁴⁵ , A. Loi³¹ , J. Lomba Castro⁴⁶ , T. Long⁵⁵ ,
 J.H. Lopes³ , A. Lopez Huertas⁴⁵ , S. López Soliño⁴⁶ , Q. Lu¹⁵ , C. Lucarelli²⁶ ,
 D. Lucchesi^{32,p} , M. Lucio Martinez⁷⁸ , V. Lukashenko^{37,52} , Y. Luo⁶ , A. Lupato^{32,i} ,
 E. Luppi^{25,l} , K. Lynch²² , X.-R. Lyu⁷ , G. M. Ma^{4,c} , R. Ma⁷ , S. Maccolini¹⁹ ,
 F. Machefert¹⁴ , F. Maciuc⁴² , B. Mack⁶⁸ , I. Mackay⁶³ , L. M. Mackey⁶⁸ ,
 L.R. Madhan Mohan⁵⁵ , M. J. Madurai⁵³ , A. Maevskiy⁴³ , D. Magdalinski³⁷ ,
 D. Maisuzenko⁴³ , M.W. Majewski³⁹, J.J. Malczewski⁴⁰ , S. Malde⁶³ , L. Malentacca⁴⁸,
 A. Malinin⁴³ , T. Maltsev⁴³ , G. Manca^{31,k} , G. Mancinelli¹³ , C. Mancuso^{29,14,n} ,
 R. Manera Escalero⁴⁵ , D. Manuzzi²⁴ , D. Marangotto^{29,n} , J.F. Marchand¹⁰ ,
 R. Marchevski⁴⁹ , U. Marconi²⁴ , E. Mariani¹⁶, S. Mariani⁴⁸ , C. Marin Benito⁴⁵ ,
 J. Marks²¹ , A.M. Marshall⁵⁴ , L. Martel⁶³ , G. Martelli^{33,q} , G. Martellotti³⁵ ,
 L. Martinazzoli⁴⁸ , M. Martinelli^{30,o} , D. Martinez Santos⁴⁶ , F. Martinez Vidal⁴⁷ ,
 A. Massafferri² , R. Matev⁴⁸ , A. Mathad⁴⁸ , V. Matiunin⁴³ , C. Matteuzzi⁶⁸ ,
 K.R. Mattioli¹⁵ , A. Mauri⁶¹ , E. Maurice¹⁵ , J. Mauricio⁴⁵ , P. Mayencourt⁴⁹ ,
 J. Mazorra de Cos⁴⁷ , M. Mazurek⁴¹ , M. McCann⁶¹ , L. McConnell²² ,
 T.H. McGrath⁶² , N.T. McHugh⁵⁹ , A. McNab⁶² , R. McNulty²² , B. Meadows⁶⁵ ,
 G. Meier¹⁹ , D. Melnychuk⁴¹ , F. M. Meng^{4,c} , M. Merk^{37,78} , A. Merli⁴⁹ ,
 L. Meyer Garcia⁶⁶ , D. Miao^{5,7} , H. Miao⁷ , M. Mikhasenko⁷⁵ , D.A. Milanes⁷⁴ ,
 A. Minotti^{30,o} , E. Minucci⁶⁸ , T. Miralles¹¹ , B. Mitreska¹⁹ , D.S. Mitzel¹⁹ ,
 A. Modak⁵⁷ , R.A. Mohammed⁶³ , R.D. Moise¹⁷ , S. Mokhnenko⁴³ , E.
 F. Molina Cardenas⁸² , T. Mombächer⁴⁸ , M. Monk^{56,1} , S. Monteil¹¹ ,
 A. Morcillo Gomez⁴⁶ , G. Morello²⁷ , M.J. Morello^{34,r} , M.P. Morgenthaler²¹ ,
 J. Moron³⁹ , A.B. Morris⁴⁸ , A.G. Morris¹³ , R. Mountain⁶⁸ , H. Mu^{4,c} , Z. M. Mu⁶ ,
 E. Muhammad⁵⁶ , F. Muheim⁵⁸ , M. Mulder⁷⁷ , K. Müller⁵⁰ , F. Muñoz-Rojas⁹ ,
 R. Murta⁶¹ , P. Naik⁶⁰ , T. Nakada⁴⁹ , R. Nandakumar⁵⁷ , T. Namut⁴⁸ , I. Nasteva³ ,
 M. Needham⁵⁸ , N. Neri^{29,n} , S. Neubert¹⁸ , N. Neufeld⁴⁸ , P. Neustroev⁴³,
 J. Nicolini^{19,14} , D. Nicotra⁷⁸ , E.M. Niel⁴⁹ , N. Nikitin⁴³ , P. Nogarolli³ , P. Nogga¹⁸,
 C. Normand⁵⁴ , J. Novoa Fernandez⁴⁶ , G. Nowak⁶⁵ , C. Nunez⁸² , H. N. Nur⁵⁹ ,
 A. Oblakowska-Mucha³⁹ , V. Obraztsov⁴³ , T. Oeser¹⁷ , S. Okamura^{25,l} ,
 A. Okhotnikov⁴³, O. Okhrimenko⁵² , R. Oldeman^{31,k} , F. Oliva⁵⁸ , M. Olocco¹⁹ ,
 C.J.G. Onderwater⁷⁸ , R.H. O'Neil⁵⁸ , D. Osthues¹⁹, J.M. Otalora Goicochea³ ,
 P. Owen⁵⁰ , A. Oyanguren⁴⁷ , O. Ozcelik⁵⁸ , F. Paciolla^{34,v} , A. Padee⁴¹ ,

K.O. Padeken¹⁸ , B. Pagare⁵⁶ , P.R. Pais²¹ , T. Pajero⁴⁸ , A. Palano²³ ,
 M. Palutan²⁷ , G. Panshin⁴³ , L. Paolucci⁵⁶ , A. Papanestis^{57,48} , M. Pappagallo^{23,h} ,
 L.L. Pappalardo^{25,l} , C. Pappenheimer⁶⁵ , C. Parkes⁶² , B. Passalacqua²⁵ ,
 G. Passaleva²⁶ , D. Passaro^{34,r} , A. Pastore²³ , M. Patel⁶¹ , J. Patoc⁶³ ,
 C. Patrignani^{24,j} , A. Paul⁶⁸ , C.J. Pawley⁷⁸ , A. Pellegrino³⁷ , J. Peng^{5,7} ,
 M. Pepe Altarelli²⁷ , S. Perazzini²⁴ , D. Pereima⁴³ , H. Pereira Da Costa⁶⁷ ,
 A. Pereiro Castro⁴⁶ , P. Perret¹¹ , A. Perro⁴⁸ , K. Petridis⁵⁴ , A. Petrolini^{28,m} , J. P.
 Pfaller⁶⁵ , H. Pham⁶⁸ , L. Pica^{34,r} , M. Piccini³³ , L. Piccolo³¹ , B. Pietrzyk¹⁰ ,
 G. Pietrzyk¹⁴ , D. Pinci³⁵ , F. Pisani⁴⁸ , M. Pizzichemi^{30,o} , V. Placinta⁴² ,
 M. Plo Casasus⁴⁶ , T. Poeschl⁴⁸ , F. Polci^{16,48} , M. Poli Lener²⁷ , A. Poluektov¹³ ,
 N. Polukhina⁴³ , I. Polyakov⁴³ , E. Polcarpo³ , S. Ponce⁴⁸ , D. Popov⁷ ,
 S. Poslavskii⁴³ , K. Prasanth⁵⁸ , C. Prouve⁴⁶ , D. Provenzano^{31,k} , V. Pugatch⁵² ,
 G. Punzi^{34,s} , S. Qasim⁵⁰ , Q. Q. Qian⁶ , W. Qian⁷ , N. Qin^{4,c} , S. Qu^{4,c} ,
 R. Quagliani⁴⁸ , R.I. Rabadan Trejo⁵⁶ , J.H. Rademacker⁵⁴ , M. Rama³⁴ , M.
 Ramírez García⁸² , V. Ramos De Oliveira⁶⁹ , M. Ramos Pernas⁵⁶ , M.S. Rangel³ ,
 F. Ratnikov⁴³ , G. Raven³⁸ , M. Rebollo De Miguel⁴⁷ , F. Redi^{29,i} , J. Reich⁵⁴ ,
 F. Reiss⁶² , Z. Ren⁷ , P.K. Resmi⁶³ , R. Ribatti⁴⁹ , G. R. Ricart^{15,12} ,
 D. Riccardi^{34,r} , S. Ricciardi⁵⁷ , K. Richardson⁶⁴ , M. Richardson-Slipper⁵⁸ ,
 K. Rinnert⁶⁰ , P. Robbe¹⁴ , G. Robertson⁵⁹ , E. Rodrigues⁶⁰ ,
 E. Rodriguez Fernandez⁴⁶ , J.A. Rodriguez Lopez⁷⁴ , E. Rodriguez Rodriguez⁴⁶ ,
 J. Roensch¹⁹ , A. Rogachev⁴³ , A. Rogovskiy⁵⁷ , D.L. Rolf⁴⁸ , P. Roloff⁴⁸ ,
 V. Romanovskiy⁶⁵ , M. Romero Lamas⁴⁶ , A. Romero Vidal⁴⁶ , G. Romolini²⁵ ,
 F. Ronchetti⁴⁹ , T. Rong⁶ , M. Rotondo²⁷ , S. R. Roy²¹ , M.S. Rudolph⁶⁸ ,
 M. Ruiz Diaz²¹ , R.A. Ruiz Fernandez⁴⁶ , J. Ruiz Vidal^{81,z} , A. Ryzhikov⁴³ ,
 J. Ryzka³⁹ , J. J. Saavedra-Arias⁹ , J.J. Saborido Silva⁴⁶ , R. Sadek¹⁵ , N. Sagidova⁴³ ,
 D. Sahoo⁷⁶ , N. Sahoo⁵³ , B. Saitta^{31,k} , M. Salomoni^{30,o,48} , I. Sanderswood⁴⁷ ,
 R. Santacesaria³⁵ , C. Santamarina Rios⁴⁶ , M. Santimaria^{27,48} , L. Santoro² ,
 E. Santovetti³⁶ , A. Saputi^{25,48} , D. Saranin⁴³ , A. Sarnatskiy⁷⁷ , G. Sarpis⁵⁸ ,
 M. Sarpis⁶² , C. Satriano^{35,t} , A. Satta³⁶ , M. Saur⁶ , D. Savrina⁴³ , H. Sazak¹⁷ ,
 L.G. Scantlebury Smead⁶³ , A. Scarabotto¹⁹ , S. Schael¹⁷ , S. Scherl⁶⁰ , M. Schiller⁵⁹ ,
 H. Schindler⁴⁸ , M. Schmelling²⁰ , B. Schmidt⁴⁸ , S. Schmitt¹⁷ , H. Schmitz¹⁸,
 O. Schneider⁴⁹ , A. Schopper⁴⁸ , N. Schulte¹⁹ , S. Schulte⁴⁹ , M.H. Schune¹⁴ ,
 R. Schwemmer⁴⁸ , G. Schwering¹⁷ , B. Sciascia²⁷ , A. Sciucati⁴⁸ , S. Sellam⁴⁶ ,
 A. Semennikov⁴³ , T. Senger⁵⁰ , M. Senghi Soares³⁸ , A. Sergi^{28,48} , N. Serra⁵⁰ ,
 L. Sestini³² , A. Seuthe¹⁹ , Y. Shang⁶ , D.M. Shangase⁸² , M. Shapkin⁴³ , R. S.
 Sharma⁶⁸ , I. Shchemerov⁴³ , L. Shchutska⁴⁹ , T. Shears⁶⁰ , L. Shekhtman⁴³ ,
 Z. Shen⁶ , S. Sheng^{5,7} , V. Shevchenko⁴³ , B. Shi⁷ , Q. Shi⁷ , Y. Shimizu¹⁴ ,
 E. Shmanin²⁴ , R. Shorkin⁴³ , J.D. Shupperd⁶⁸ , R. Silva Coutinho⁶⁸ , G. Simi^{32,p} ,
 S. Simone^{23,h} , N. Skidmore⁵⁶ , T. Skwarnicki⁶⁸ , M.W. Slater⁵³ , J.C. Smallwood⁶³ ,
 E. Smith⁶⁴ , K. Smith⁶⁷ , M. Smith⁶¹ , A. Snoch³⁷ , L. Soares Lavra⁵⁸ ,
 M.D. Sokoloff⁶⁵ , F.J.P. Soler⁵⁹ , A. Solomin^{43,54} , A. Solovev⁴³ , I. Solovyev⁴³ ,
 R. Song¹ , Y. Song⁴⁹ , Y. Song^{4,c} , Y. S. Song⁶ , F.L. Souza De Almeida⁶⁸ ,
 B. Souza De Paula³ , E. Spadaro Norella²⁸ , E. Spedicato²⁴ , J.G. Speer¹⁹ ,
 E. Spiridenkov⁴³ , P. Spradlin⁵⁹ , V. Sriskaran⁴⁸ , F. Stagni⁴⁸ , M. Stahl⁴⁸ , S. Stahl⁴⁸ ,
 S. Stanislaus⁶³ , E.N. Stein⁴⁸ , O. Steinkamp⁵⁰ , O. Stenyakin⁴³ , H. Stevens¹⁹ ,
 D. Strelakina⁴³ , Y. Su⁷ , F. Suljik⁶³ , J. Sun³¹ , L. Sun⁷³ , Y. Sun⁶⁶ ,
 D. Sundfeld² , W. Sutcliffe⁵⁰ , P.N. Swallow⁵³ , K. Swientek³⁹ , F. Swystun⁵⁵ ,
 A. Szabelski⁴¹ , T. Szumlak³⁹ , Y. Tan^{4,c} , M.D. Tat⁶³ , A. Terentev⁴³ ,
 F. Terzuoli^{34,v,48} , F. Teubert⁴⁸ , E. Thomas⁴⁸ , D.J.D. Thompson⁵³ , H. Tilquin⁶¹ ,
 V. Tisserand¹¹ , S. T'Jampens¹⁰ , M. Tobin^{5,48} , L. Tomassetti^{25,l} , G. Tonani^{29,n,48} ,

X. Tong⁶ , D. Torres Machado² , L. Toscano¹⁹ , D.Y. Tou^{4,c} , C. Trippel⁴⁴ , G. Tuci²¹ , N. Tuning³⁷ , L.H. Uecker²¹ , A. Ukleja³⁹ , D.J. Unverzagt²¹ , E. Ursov⁴³ , A. Usachov³⁸ , A. Ustyuzhanin⁴³ , U. Uwer²¹ , V. Vagnoni²⁴ , V. Valcarce Cadenas⁴⁶ , G. Valenti²⁴ , N. Valls Canudas⁴⁸ , H. Van Hecke⁶⁷ , E. van Herwijnen⁶¹ , C.B. Van Hulse^{46,x} , R. Van Laak⁴⁹ , M. van Veghel³⁷ , G. Vasquez⁵⁰ , R. Vazquez Gomez⁴⁵ , P. Vazquez Regueiro⁴⁶ , C. Vázquez Sierra⁴⁶ , S. Vecchi²⁵ , J.J. Velthuis⁵⁴ , M. Veltri^{26,w} , A. Venkateswaran⁴⁹ , M. Verdoglia³¹ , M. Vesterinen⁵⁶ , D. Vico Benet⁶³ , P. V. Vidrier Villalba⁴⁵, M. Vieites Diaz⁴⁸ , X. Vilasis-Cardona⁴⁴ , E. Vilella Figueras⁶⁰ , A. Villa²⁴ , P. Vincent¹⁶ , F.C. Volle⁵³ , D. vom Bruch¹³ , N. Voropaev⁴³ , K. Vos⁷⁸ , G. Vouters¹⁰ , C. Vrahas⁵⁸ , J. Wagner¹⁹ , J. Walsh³⁴ , E.J. Walton^{1,56} , G. Wan⁶ , C. Wang²¹ , G. Wang⁸ , J. Wang⁶ , J. Wang⁵ , J. Wang^{4,c} , J. Wang⁷³ , M. Wang²⁹ , N. W. Wang⁷ , R. Wang⁵⁴ , X. Wang⁸, X. Wang⁷¹ , X. W. Wang⁶¹ , Y. Wang⁶ , Z. Wang¹⁴ , Z. Wang^{4,c} , Z. Wang²⁹ , J.A. Ward^{56,1} , M. Waterlaet⁴⁸, N.K. Watson⁵³ , D. Websdale⁶¹ , Y. Wei⁶ , J. Wendel⁸⁰ , B.D.C. Westhenry⁵⁴ , C. White⁵⁵ , M. Whitehead⁵⁹ , E. Whiter⁵³ , A.R. Wiederhold⁶² , D. Wiedner¹⁹ , G. Wilkinson⁶³ , M.K. Wilkinson⁶⁵ , M. Williams⁶⁴ , M.R.J. Williams⁵⁸ , R. Williams⁵⁵ , Z. Williams⁵⁴ , F.F. Wilson⁵⁷ , W. Wislicki⁴¹ , M. Witek⁴⁰ , L. Witola²¹ , G. Wormser¹⁴ , S.A. Wotton⁵⁵ , H. Wu⁶⁸ , J. Wu⁸ , Y. Wu⁶ , Z. Wu⁷ , K. Wyllie⁴⁸ , S. Xian⁷¹, Z. Xiang⁵ , Y. Xie⁸ , A. Xu³⁴ , J. Xu⁷ , L. Xu^{4,c} , L. Xu^{4,c} , M. Xu⁵⁶ , Z. Xu⁴⁸ , Z. Xu⁷ , Z. Xu⁵ , D. Yang⁴ , K. Yang⁶¹ , S. Yang⁷ , X. Yang⁶ , Y. Yang^{28,m} , Z. Yang⁶ , Z. Yang⁶⁶ , V. Yeroshenko¹⁴ , H. Yeung⁶² , H. Yin⁸ , C. Y. Yu⁶ , J. Yu⁷⁰ , X. Yuan⁵ , Y. Yuan^{5,7} , E. Zaffaroni⁴⁹ , M. Zavertyaev²⁰ , M. Zdybal⁴⁰ , F. Zenesini^{24,j} , C. Zeng^{5,7} , M. Zeng^{4,c} , C. Zhang⁶ , D. Zhang⁸ , J. Zhang⁷ , L. Zhang^{4,c} , S. Zhang⁷⁰ , S. Zhang⁶³ , Y. Zhang⁶ , Y. Z. Zhang^{4,c} , Y. Zhao²¹ , A. Zharkova⁴³ , A. Zhelezov²¹ , S. Z. Zheng⁶ , X. Z. Zheng^{4,c} , Y. Zheng⁷ , T. Zhou⁶ , X. Zhou⁸ , Y. Zhou⁷ , V. Zhovkovska⁵⁶ , L. Z. Zhu⁷ , X. Zhu^{4,c} , X. Zhu⁸ , V. Zhukov¹⁷ , J. Zhuo⁴⁷ , Q. Zou^{5,7} , D. Zuliani^{32,p} , G. Zunica⁴⁹ .

¹*School of Physics and Astronomy, Monash University, Melbourne, Australia*

²*Centro Brasileiro de Pesquisas Físicas (CBPF), Rio de Janeiro, Brazil*

³*Universidade Federal do Rio de Janeiro (UFRJ), Rio de Janeiro, Brazil*

⁴*Department of Engineering Physics, Tsinghua University, Beijing, China, Beijing, China*

⁵*Institute Of High Energy Physics (IHEP), Beijing, China*

⁶*School of Physics State Key Laboratory of Nuclear Physics and Technology, Peking University, Beijing, China*

⁷*University of Chinese Academy of Sciences, Beijing, China*

⁸*Institute of Particle Physics, Central China Normal University, Wuhan, Hubei, China*

⁹*Consejo Nacional de Rectores (CONARE), San Jose, Costa Rica*

¹⁰*Université Savoie Mont Blanc, CNRS, IN2P3-LAPP, Annecy, France*

¹¹*Université Clermont Auvergne, CNRS/IN2P3, LPC, Clermont-Ferrand, France*

¹²*Département de Physique Nucléaire (SPhN), Gif-Sur-Yvette, France*

¹³*Aix Marseille Univ, CNRS/IN2P3, CPPM, Marseille, France*

¹⁴*Université Paris-Saclay, CNRS/IN2P3, IJCLab, Orsay, France*

¹⁵*Laboratoire Leprince-Ringuet, CNRS/IN2P3, Ecole Polytechnique, Institut Polytechnique de Paris, Palaiseau, France*

¹⁶*LPNHE, Sorbonne Université, Paris Diderot Sorbonne Paris Cité, CNRS/IN2P3, Paris, France*

¹⁷*I. Physikalisches Institut, RWTH Aachen University, Aachen, Germany*

¹⁸*Universität Bonn - Helmholtz-Institut für Strahlen und Kernphysik, Bonn, Germany*

¹⁹*Fakultät Physik, Technische Universität Dortmund, Dortmund, Germany*

²⁰*Max-Planck-Institut für Kernphysik (MPIK), Heidelberg, Germany*

²¹*Physikalisches Institut, Ruprecht-Karls-Universität Heidelberg, Heidelberg, Germany*

²²*School of Physics, University College Dublin, Dublin, Ireland*

- ²³ INFN Sezione di Bari, Bari, Italy
- ²⁴ INFN Sezione di Bologna, Bologna, Italy
- ²⁵ INFN Sezione di Ferrara, Ferrara, Italy
- ²⁶ INFN Sezione di Firenze, Firenze, Italy
- ²⁷ INFN Laboratori Nazionali di Frascati, Frascati, Italy
- ²⁸ INFN Sezione di Genova, Genova, Italy
- ²⁹ INFN Sezione di Milano, Milano, Italy
- ³⁰ INFN Sezione di Milano-Bicocca, Milano, Italy
- ³¹ INFN Sezione di Cagliari, Monserrato, Italy
- ³² INFN Sezione di Padova, Padova, Italy
- ³³ INFN Sezione di Perugia, Perugia, Italy
- ³⁴ INFN Sezione di Pisa, Pisa, Italy
- ³⁵ INFN Sezione di Roma La Sapienza, Roma, Italy
- ³⁶ INFN Sezione di Roma Tor Vergata, Roma, Italy
- ³⁷ Nikhef National Institute for Subatomic Physics, Amsterdam, Netherlands
- ³⁸ Nikhef National Institute for Subatomic Physics and VU University Amsterdam, Amsterdam, Netherlands
- ³⁹ AGH - University of Krakow, Faculty of Physics and Applied Computer Science, Kraków, Poland
- ⁴⁰ Henryk Niewodniczanski Institute of Nuclear Physics Polish Academy of Sciences, Kraków, Poland
- ⁴¹ National Center for Nuclear Research (NCBJ), Warsaw, Poland
- ⁴² Horia Hulubei National Institute of Physics and Nuclear Engineering, Bucharest-Magurele, Romania
- ⁴³ Affiliated with an institute covered by a cooperation agreement with CERN
- ⁴⁴ DS4DS, La Salle, Universitat Ramon Llull, Barcelona, Spain
- ⁴⁵ ICCUB, Universitat de Barcelona, Barcelona, Spain
- ⁴⁶ Instituto Galego de Física de Altas Enerxías (IGFAE), Universidade de Santiago de Compostela, Santiago de Compostela, Spain
- ⁴⁷ Instituto de Física Corpuscular, Centro Mixto Universidad de Valencia - CSIC, Valencia, Spain
- ⁴⁸ European Organization for Nuclear Research (CERN), Geneva, Switzerland
- ⁴⁹ Institute of Physics, Ecole Polytechnique Fédérale de Lausanne (EPFL), Lausanne, Switzerland
- ⁵⁰ Physik-Institut, Universität Zürich, Zürich, Switzerland
- ⁵¹ NSC Kharkiv Institute of Physics and Technology (NSC KIPT), Kharkiv, Ukraine
- ⁵² Institute for Nuclear Research of the National Academy of Sciences (KINR), Kyiv, Ukraine
- ⁵³ School of Physics and Astronomy, University of Birmingham, Birmingham, United Kingdom
- ⁵⁴ H.H. Wills Physics Laboratory, University of Bristol, Bristol, United Kingdom
- ⁵⁵ Cavendish Laboratory, University of Cambridge, Cambridge, United Kingdom
- ⁵⁶ Department of Physics, University of Warwick, Coventry, United Kingdom
- ⁵⁷ STFC Rutherford Appleton Laboratory, Didcot, United Kingdom
- ⁵⁸ School of Physics and Astronomy, University of Edinburgh, Edinburgh, United Kingdom
- ⁵⁹ School of Physics and Astronomy, University of Glasgow, Glasgow, United Kingdom
- ⁶⁰ Oliver Lodge Laboratory, University of Liverpool, Liverpool, United Kingdom
- ⁶¹ Imperial College London, London, United Kingdom
- ⁶² Department of Physics and Astronomy, University of Manchester, Manchester, United Kingdom
- ⁶³ Department of Physics, University of Oxford, Oxford, United Kingdom
- ⁶⁴ Massachusetts Institute of Technology, Cambridge, MA, United States
- ⁶⁵ University of Cincinnati, Cincinnati, OH, United States
- ⁶⁶ University of Maryland, College Park, MD, United States
- ⁶⁷ Los Alamos National Laboratory (LANL), Los Alamos, NM, United States
- ⁶⁸ Syracuse University, Syracuse, NY, United States
- ⁶⁹ Pontifícia Universidade Católica do Rio de Janeiro (PUC-Rio), Rio de Janeiro, Brazil, associated to ³
- ⁷⁰ School of Physics and Electronics, Hunan University, Changsha City, China, associated to ⁸
- ⁷¹ Guangdong Provincial Key Laboratory of Nuclear Science, Guangdong-Hong Kong Joint Laboratory of Quantum Matter, Institute of Quantum Matter, South China Normal University, Guangzhou, China, associated to
- ⁷² Lanzhou University, Lanzhou, China, associated to ⁵
- ⁷³ School of Physics and Technology, Wuhan University, Wuhan, China, associated to
- ⁷⁴ Departamento de Física, Universidad Nacional de Colombia, Bogota, Colombia, associated to ¹⁶

- ⁷⁵ *Ruhr Universitaet Bochum, Fakultaet f. Physik und Astronomie, Bochum, Germany, associated to* ¹⁹
⁷⁶ *Eotvos Lorand University, Budapest, Hungary, associated to* ⁴⁸
⁷⁷ *Van Swinderen Institute, University of Groningen, Groningen, Netherlands, associated to* ³⁷
⁷⁸ *Universiteit Maastricht, Maastricht, Netherlands, associated to* ³⁷
⁷⁹ *Tadeusz Kosciuszko Cracow University of Technology, Cracow, Poland, associated to* ⁴⁰
⁸⁰ *Universidade da Coruña, A Coruna, Spain, associated to* ⁴⁴
⁸¹ *Department of Physics and Astronomy, Uppsala University, Uppsala, Sweden, associated to* ⁵⁹
⁸² *University of Michigan, Ann Arbor, MI, United States, associated to* ⁶⁸

^a *Universidade de Brasília, Brasília, Brazil*

^b *Centro Federal de Educação Tecnológica Celso Suckow da Fonseca, Rio De Janeiro, Brazil*

^c *Center for High Energy Physics, Tsinghua University, Beijing, China*

^d *Hangzhou Institute for Advanced Study, UCAS, Hangzhou, China*

^e *School of Physics and Electronics, Henan University, Kaifeng, China*

^f *LIP6, Sorbonne Université, Paris, France*

^g *Universidad Nacional Autónoma de Honduras, Tegucigalpa, Honduras*

^h *Università di Bari, Bari, Italy*

ⁱ *Università di Bergamo, Bergamo, Italy*

^j *Università di Bologna, Bologna, Italy*

^k *Università di Cagliari, Cagliari, Italy*

^l *Università di Ferrara, Ferrara, Italy*

^m *Università di Genova, Genova, Italy*

ⁿ *Università degli Studi di Milano, Milano, Italy*

^o *Università degli Studi di Milano-Bicocca, Milano, Italy*

^p *Università di Padova, Padova, Italy*

^q *Università di Perugia, Perugia, Italy*

^r *Scuola Normale Superiore, Pisa, Italy*

^s *Università di Pisa, Pisa, Italy*

^t *Università della Basilicata, Potenza, Italy*

^u *Università di Roma Tor Vergata, Roma, Italy*

^v *Università di Siena, Siena, Italy*

^w *Università di Urbino, Urbino, Italy*

^x *Universidad de Alcalá, Alcalá de Henares, Spain*

^y *Facultad de Ciencias Físicas, Madrid, Spain*

^z *Department of Physics/Division of Particle Physics, Lund, Sweden*

[†] *Deceased*

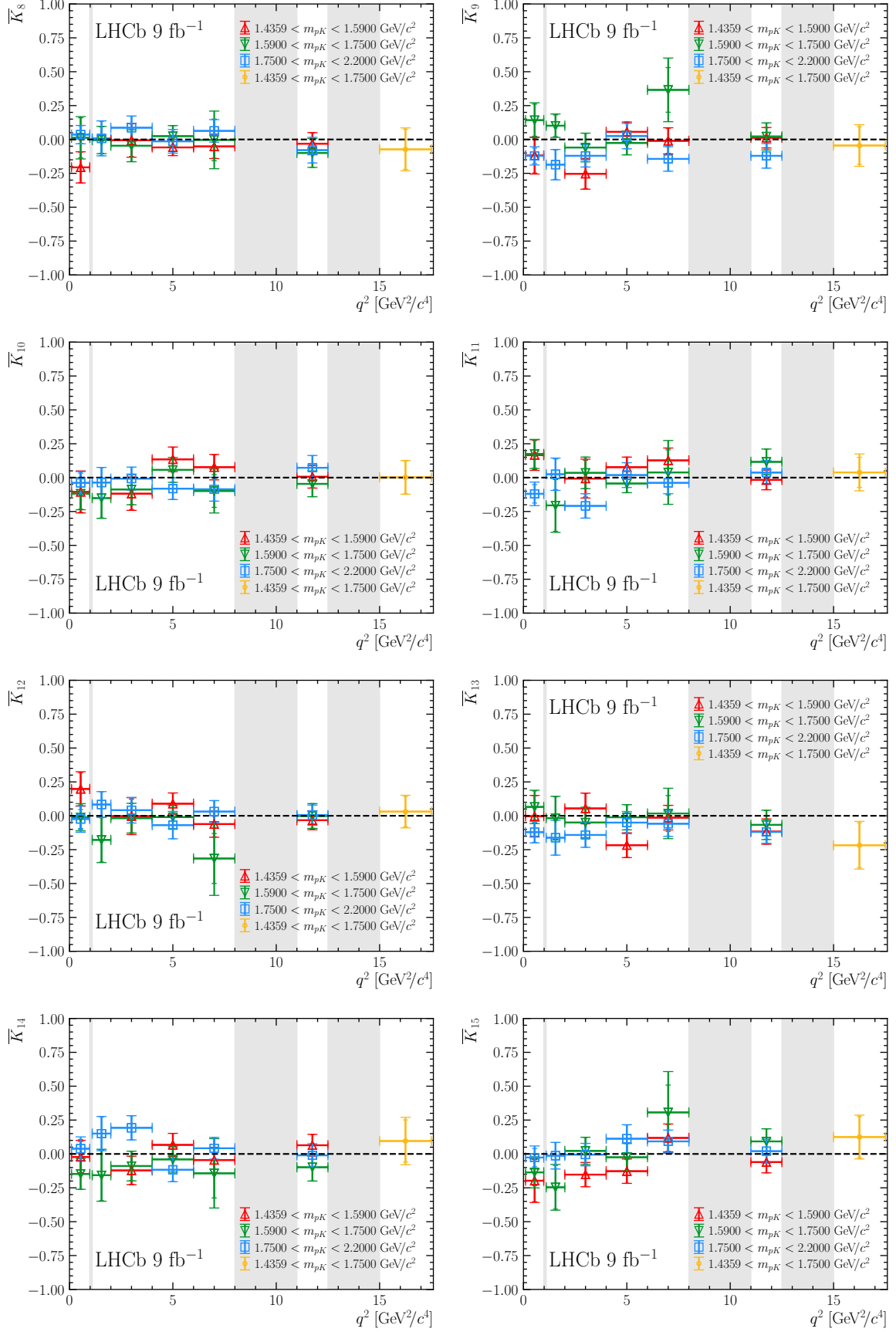


Figure 6: Values of $\bar{K}_8 - \bar{K}_{15}$ in bins of q^2 and m_{pK} .

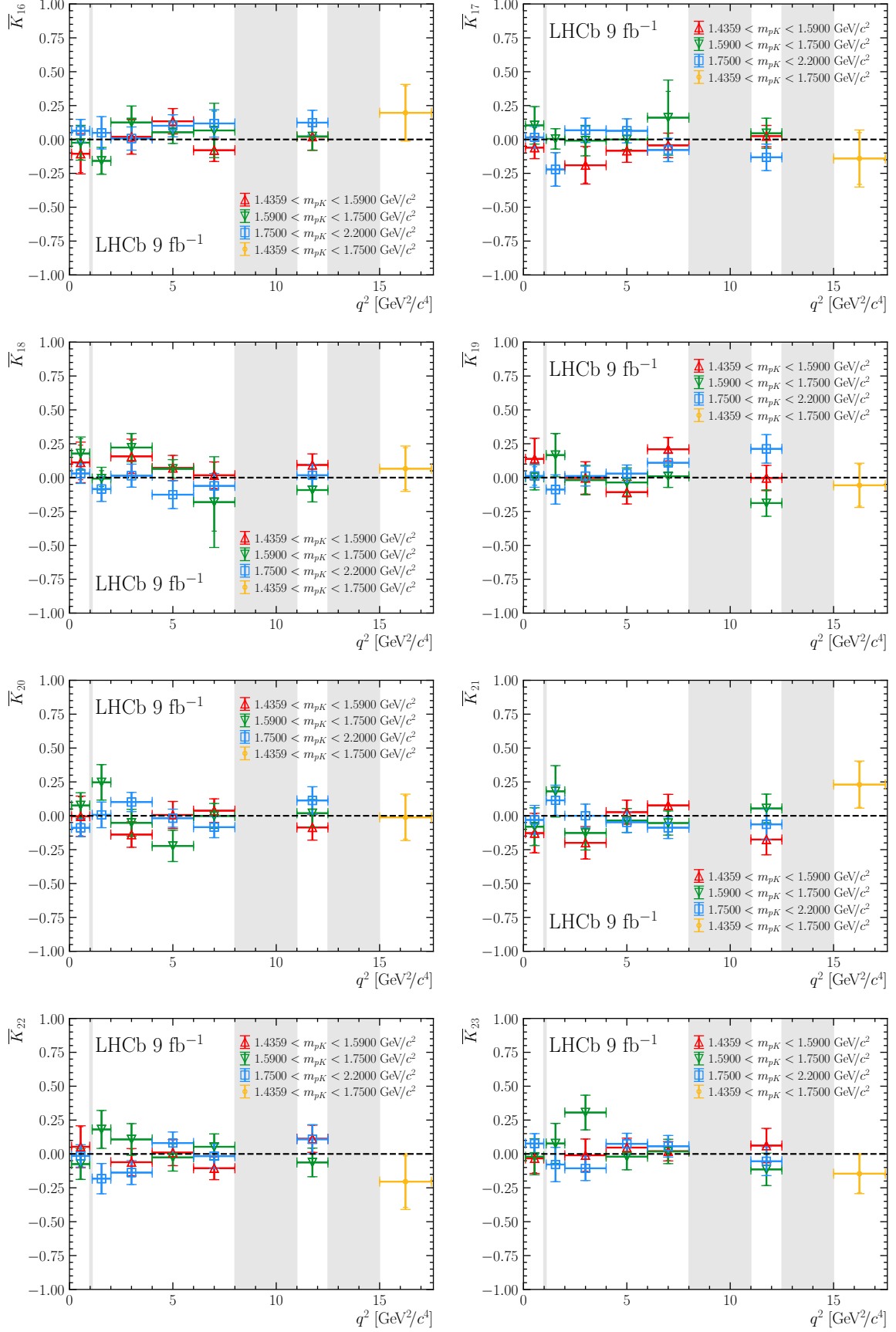


Figure 7: Values of $\bar{K}_{16}-\bar{K}_{23}$ in bins of q^2 and m_{pK} .

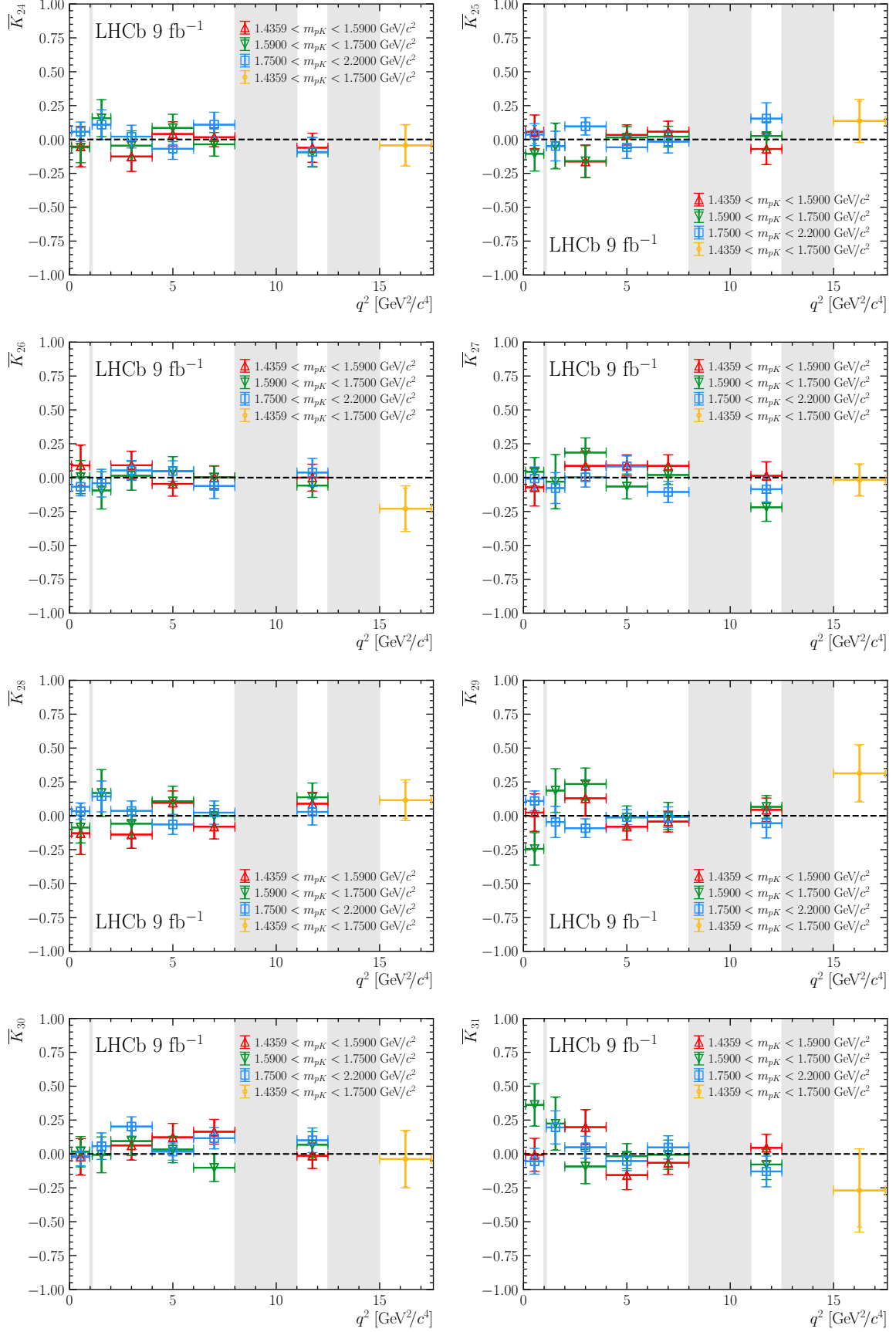


Figure 8: Values of \bar{K}_{24} – \bar{K}_{31} in bins of q^2 and m_{pK} .

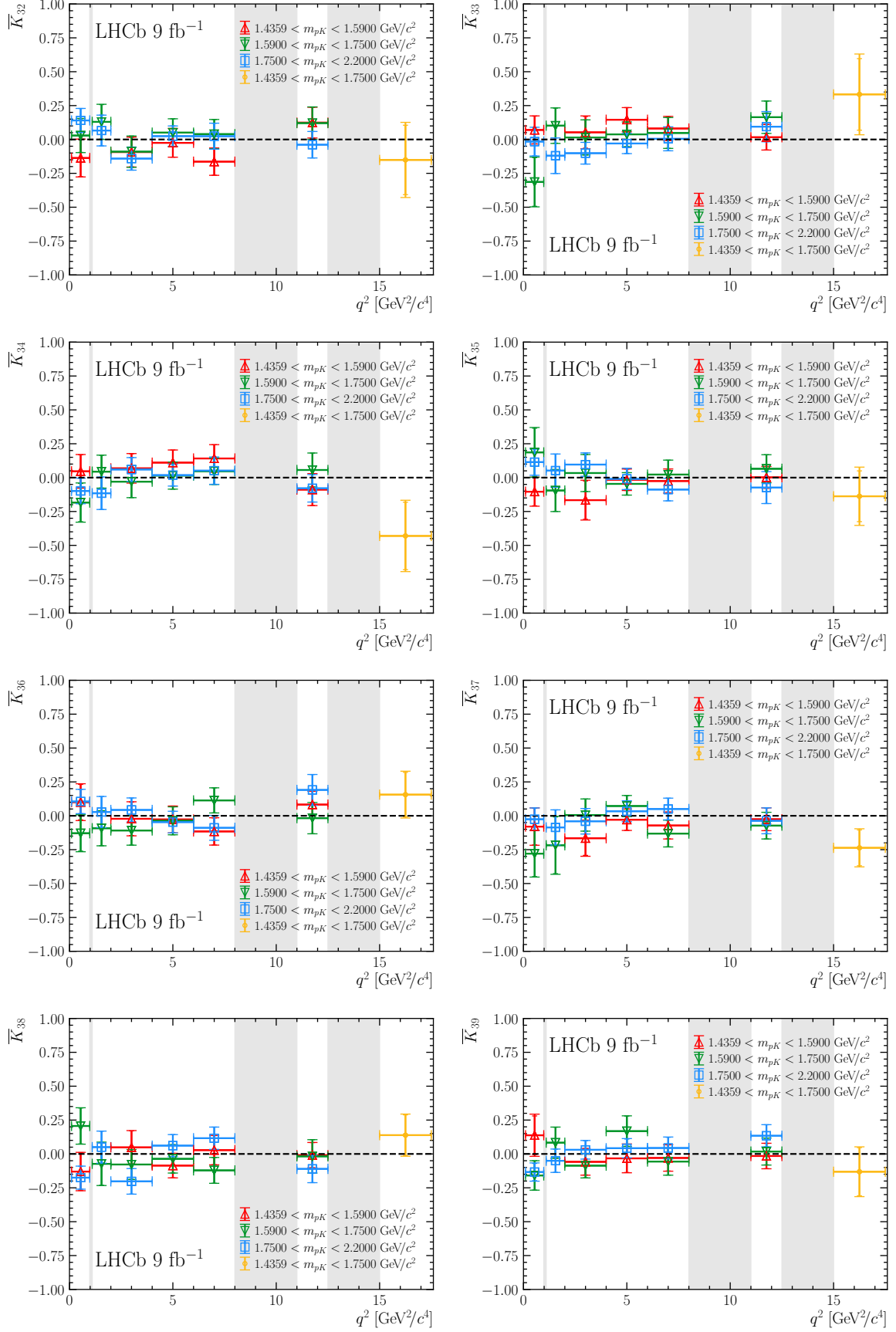


Figure 9: Values of $\bar{K}_{32}-\bar{K}_{39}$ in bins of q^2 and m_{pK} .

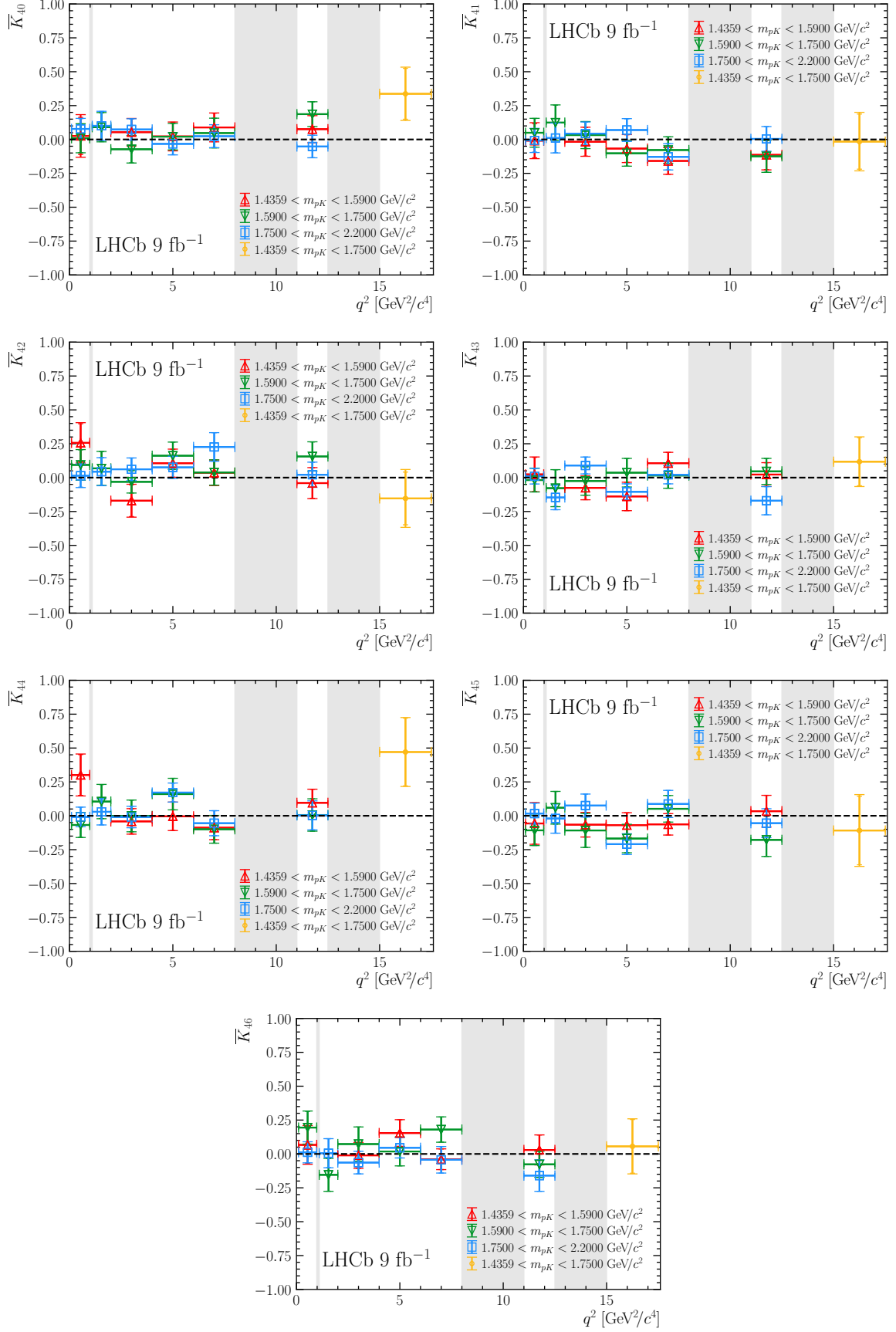


Figure 10: Values of \bar{K}_{40} – \bar{K}_{46} in bins of q^2 and m_{pK} .